



## Race Results

NZ Metropolitan Trotting Club Inc, HRNZ, December 13, 2019

Compilation date: December 13, 2019, 8:01:47 PM (NZDT)

Copyright © 2019 HRNZ and NZMTC. All rights reserved.

### Trademarks.

StrideMASTER is a registered trademark of Thoroughbred Ratings Pty Ltd.

### Disclaimer.

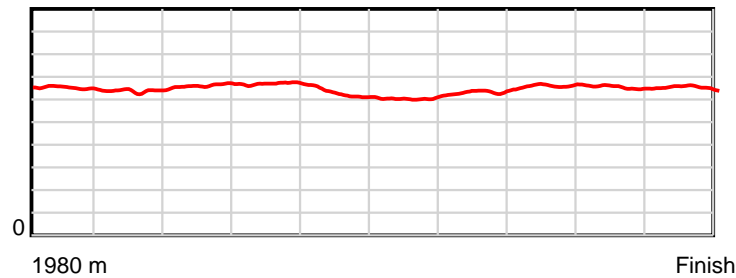
HRNZ and NZMTC and Thoroughbred Ratings Pty Ltd accepts no responsibility for the completeness or accuracy of any of the information contained herein, and makes no representations about its suitability for any particular purpose. Users should make their own judgements about those matters and/or seek independent advice. You assume all risks associated with use of the data provided on this page.

# Race Results

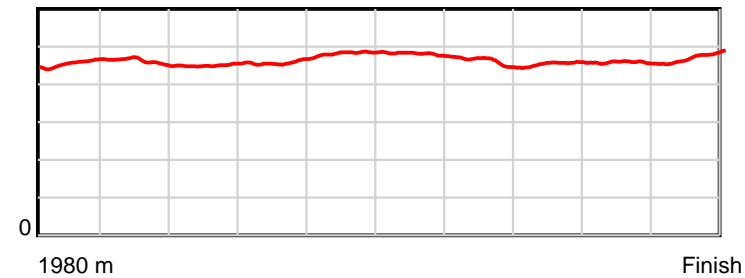
December 13, 2019, Race 4, DUX INDUSTRIES MOBILE PACE, Distance 1980m, Addington - Survey 1980m

Result	TAB no.	Horse (Barrier)	1980 to	1800m to	1600m to	1400m to	1200m to	1000m to	800m to	600m to	400m to	200m to	Total or	Margin
1st	8	Bettathanfast (7)	1800m	1600m	1400m	1200m	1000m	800m	600m	400m	200m	WP	Average	
		Position in running (margin)	-	7(6.3)	7(8.9)	3(3.0)	1(0.0)	1(0.0)	1(0.0)	1(0.0)	1(0.0)	1(0.0)		0.00
		Sectional time (s)	12.68	14.99	14.04	13.69	15.50	15.86	14.53	13.82	14.08	14.59		
		Cumulative time (s)	143.78	131.10	116.11	102.07	88.38	72.88	57.02	42.49	28.67	14.59	2:23.78	
		Speed (m/s)	14.20	13.34	14.25	14.61	12.90	12.61	13.76	14.47	14.20	13.71	13.77	
		Stride length (m)	6.48	6.15	6.42	6.70	6.24	6.05	6.33	6.59	6.50	6.48	6.39	
		Stride duration (s)	0.456	0.461	0.451	0.458	0.483	0.480	0.460	0.455	0.458	0.473	0.464	
		Stride efficiency (%)	65.68	59.11	64.48	70.11	60.81	57.28	62.55	67.80	66.11	65.56	63.76	
		Stride count	27.77	32.52	31.13	29.86	32.06	33.03	31.61	30.36	30.75	30.88	309.97	

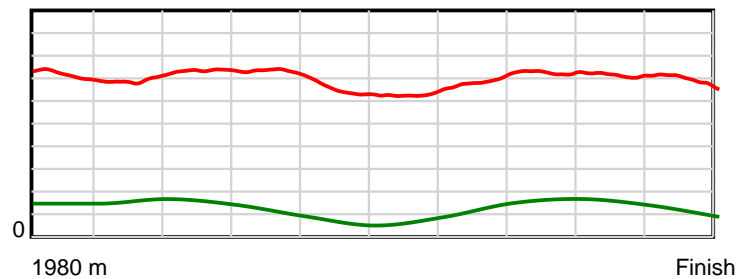
10 m Stride length



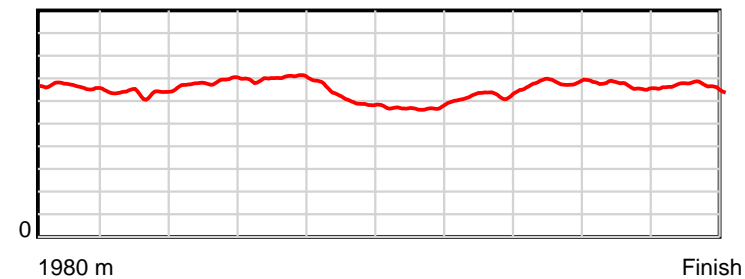
0.6 s Stride duration



20 m/sec Speed



100 % Stride efficiency



Note: Horizontal distance axis grid lines are 200m furlongs.

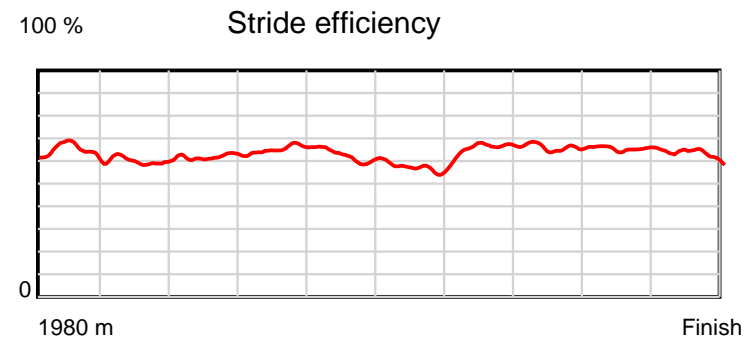
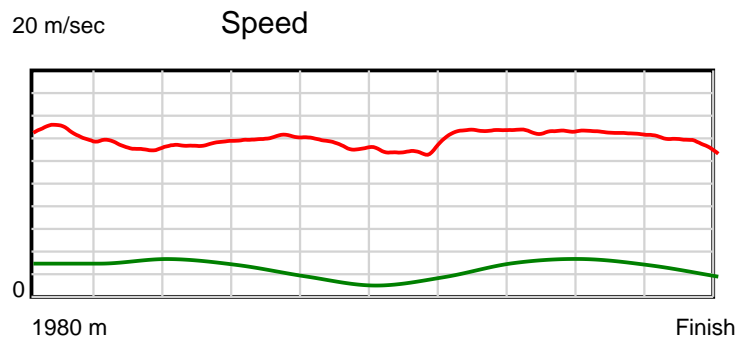
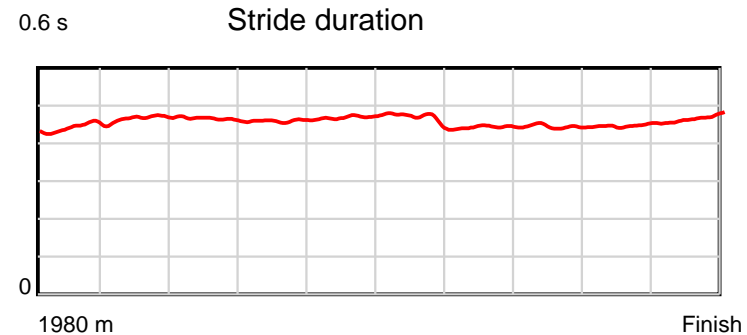
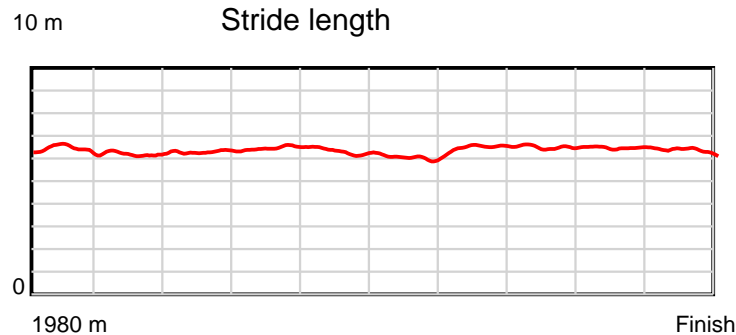
## Disclaimer.

HRNZ and NZMTC and Thoroughbred Ratings Pty Ltd accepts no responsibility for the completeness or accuracy of any of the information contained herein, and makes no representations about its suitability for any particular purpose. Users should make their own judgements about those matters and/or seek independent advice. You assume all risks associated with use of the data provided on this page.

# Race Results

December 13, 2019, Race 4, DUX INDUSTRIES MOBILE PACE, Distance 1980m, Addington - Survey 1980m

Result	TAB no.	Horse (Barrier)	1980 to	1800m to	1600m to	1400m to	1200m to	1000m to	800m to	600m to	400m to	200m to	Total or	Margin
2nd	12	<b>That Alexander... (11)</b>	<b>1800m</b>	<b>1600m</b>	<b>1400m</b>	<b>1200m</b>	<b>1000m</b>	<b>800m</b>	<b>600m</b>	<b>400m</b>	<b>200m</b>	<b>WP</b>	<b>Average</b>	
		Position in running (margin)	-	8(6.5)	9(11.3)	9(11.0)	9(10.4)	9(8.0)	8(5.9)	2(0.3)	2(0.4)	2(0.4)		1.20
		Sectional time (s)	12.69	15.35	14.99	14.09	15.11	15.50	13.60	13.85	14.07	14.78		
		Cumulative time (s)	144.03	131.34	115.99	101.00	86.91	71.80	56.30	42.70	28.85	14.78	2:24.03	
		Speed (m/s)	14.19	13.03	13.34	14.19	13.24	12.90	14.71	14.44	14.21	13.53	13.75	
		Stride length (m)	6.47	6.07	6.21	6.52	6.21	6.02	6.52	6.42	6.36	6.33	6.31	
		Stride duration (s)	0.443	0.466	0.466	0.460	0.469	0.466	0.443	0.445	0.447	0.468	0.459	
		Stride efficiency (%)	65.42	57.56	60.35	66.51	60.31	56.60	66.42	64.47	63.16	62.59	62.17	
		Stride count	27.82	32.95	32.18	30.66	32.19	33.23	30.68	31.14	31.46	31.60	313.91	



Note: Horizontal distance axis grid lines are 200m furlongs.

#### Disclaimer.

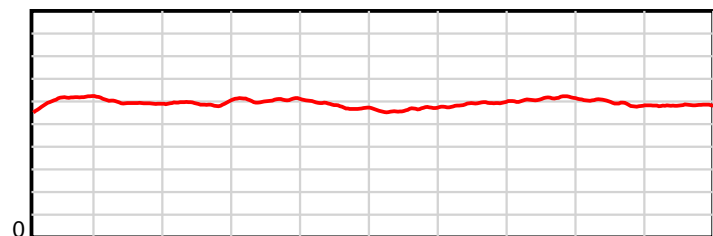
HRNZ and NZMTC and Thoroughbred Ratings Pty Ltd accepts no responsibility for the completeness or accuracy of any of the information contained herein, and makes no representations about its suitability for any particular purpose. Users should make their own judgements about those matters and/or seek independent advice. You assume all risks associated with use of the data provided on this page.

# Race Results

December 13, 2019, Race 4, DUX INDUSTRIES MOBILE PACE, Distance 1980m, Addington - Survey 1980m

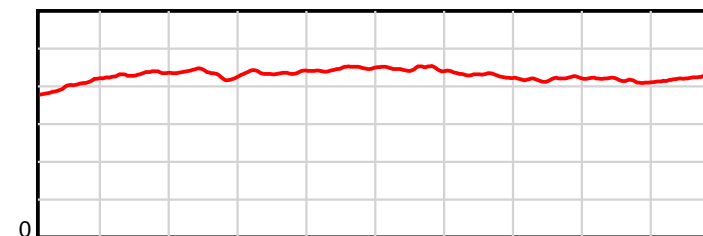
Result	TAB no.	Horse (Barrier)	1980 to	1800m to	1600m to	1400m to	1200m to	1000m to	800m to	600m to	400m to	200m to	Total or	Margin
3rd	1	Anamajor (1)	1800m	1600m	1400m	1200m	1000m	800m	600m	400m	200m	WP	Average	
		Position in running (margin)	-	2(2.5)	2(4.0)	2(2.4)	3(4.1)	4(3.7)	5(3.6)	8(4.0)	4(4.1)	3(5.6)		6.00
		Sectional time (s)	12.01	14.81	14.77	14.47	15.44	15.85	14.60	13.84	14.32	14.63		
		Cumulative time (s)	144.74	132.73	117.92	103.15	88.68	73.24	57.39	42.79	28.95	14.63	2:24.74	
		Speed (m/s)	14.98	13.50	13.54	13.82	12.95	12.62	13.70	14.45	13.97	13.67	13.68	
		Stride length (m)	6.08	5.84	5.87	6.04	5.79	5.64	5.89	6.06	5.81	5.83	5.88	
		Stride duration (s)	0.403	0.432	0.433	0.437	0.447	0.447	0.430	0.419	0.416	0.426	0.430	
		Stride efficiency (%)	57.86	53.28	53.81	56.99	52.35	49.71	54.16	57.39	52.74	53.03	54.02	
		Stride count	29.58	34.25	34.08	33.12	34.55	35.46	33.97	33.00	34.43	34.33	336.77	

10 m Stride length



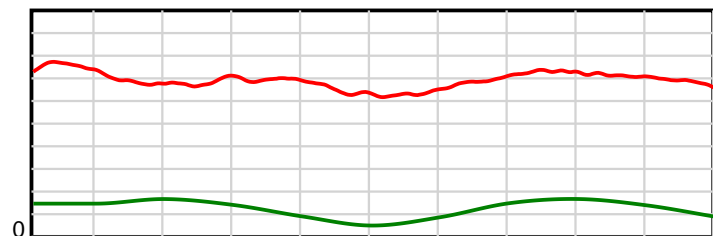
1980 m Finish

0.6 s Stride duration



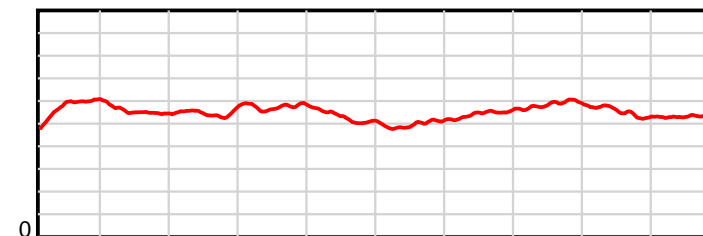
1980 m Finish

20 m/sec Speed



1980 m Finish

100 % Stride efficiency



1980 m Finish

Note: Horizontal distance axis grid lines are 200m furlongs.

## Disclaimer.

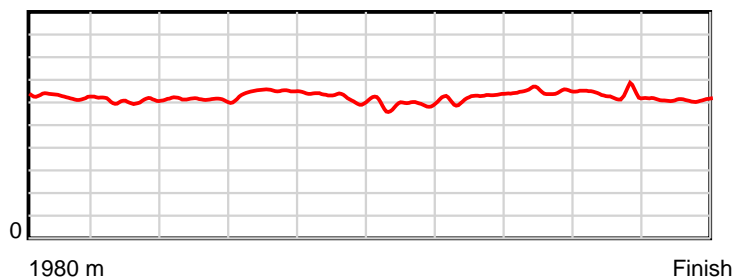
HRNZ and NZMTC and Thoroughbred Ratings Pty Ltd accepts no responsibility for the completeness or accuracy of any of the information contained herein, and makes no representations about its suitability for any particular purpose. Users should make their own judgements about those matters and/or seek independent advice. You assume all risks associated with use of the data provided on this page.

# Race Results

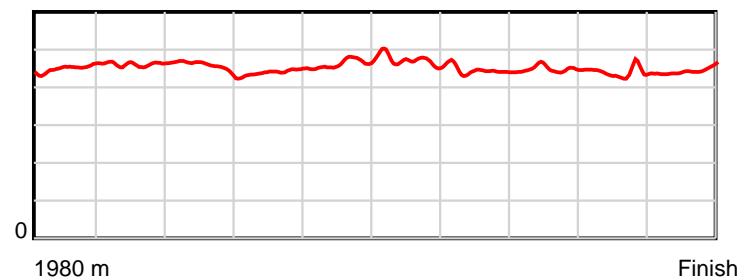
December 13, 2019, Race 4, DUX INDUSTRIES MOBILE PACE, Distance 1980m, Addington - Survey 1980m

Result	TAB no.	Horse (Barrier)	1980 to	1800m to	1600m to	1400m to	1200m to	1000m to	800m to	600m to	400m to	200m to	Total or	Margin
4th	9	Kingmaker (8)	1800m	1600m	1400m	1200m	1000m	800m	600m	400m	200m	WP	Average	
		Position in running (margin)	-	11(8.6)	11(14.9)	11(15.3)	10(12.0)	10(8.9)	12(9.2)	13(7.4)	11(8.6)	5(8.1)		7.60
		Sectional time (s)	13.05	15.59	15.12	13.62	14.99	15.91	14.23	14.02	14.01	14.42		
		Cumulative time (s)	144.96	131.91	116.32	101.20	87.58	72.59	56.68	42.45	28.43	14.42	2:24.96	
		Speed (m/s)	13.80	12.83	13.23	14.68	13.34	12.57	14.05	14.27	14.28	13.87	13.66	
		Stride length (m)	6.25	5.91	6.02	6.48	6.20	5.93	6.24	6.40	6.25	6.18	6.18	
		Stride duration (s)	0.452	0.461	0.455	0.442	0.464	0.471	0.444	0.449	0.437	0.446	0.452	
		Stride efficiency (%)	61.00	54.66	56.62	65.68	59.98	54.89	60.75	64.03	60.95	59.73	59.67	
		Stride count	28.81	33.82	33.23	30.85	32.28	33.74	32.08	31.24	32.02	32.35	320.42	

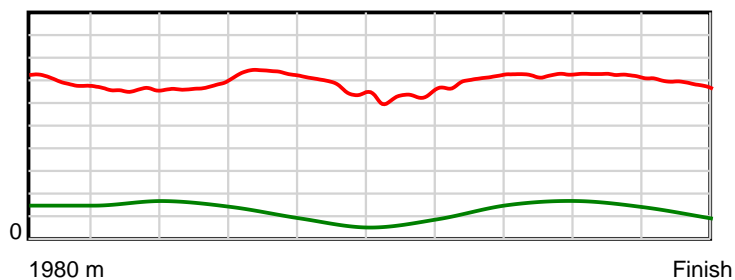
10 m Stride length



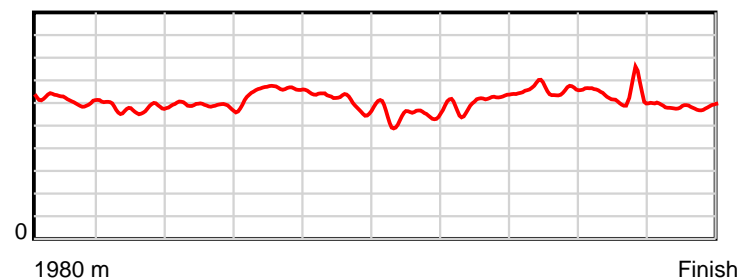
0.6 s Stride duration



20 m/sec Speed



100 % Stride efficiency



Note: Horizontal distance axis grid lines are 200m furlongs.

**Disclaimer.**

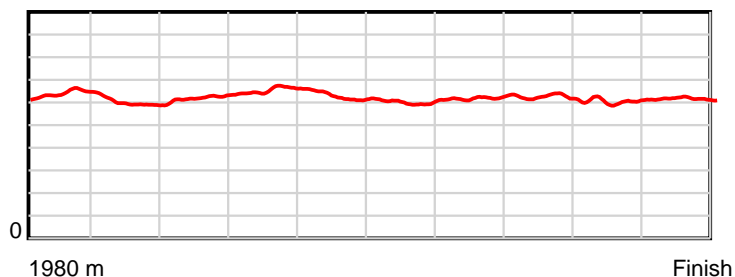
HRNZ and NZMTC and Thoroughbred Ratings Pty Ltd accepts no responsibility for the completeness or accuracy of any of the information contained herein, and makes no representations about its suitability for any particular purpose. Users should make their own judgements about those matters and/or seek independent advice. You assume all risks associated with use of the data provided on this page.

# Race Results

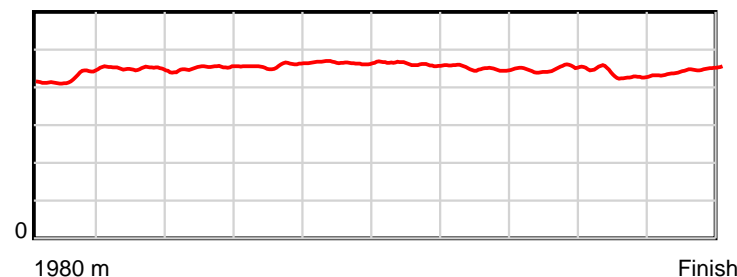
December 13, 2019, Race 4, DUX INDUSTRIES MOBILE PACE, Distance 1980m, Addington - Survey 1980m

Result	TAB no.	Horse (Barrier)	1980 to	1800m to	1600m to	1400m to	1200m to	1000m to	800m to	600m to	400m to	200m to	Total or	Margin
5th	5	Smoke N Reacto... (4)	1800m	1600m	1400m	1200m	1000m	800m	600m	400m	200m	WP	Average	
		Position in running (margin)	-	3(2.7)	5(7.9)	7(7.2)	6(6.4)	5(4.1)	4(2.5)	7(2.6)	12(8.9)	11(11.8)		10.30
		Sectional time (s)	12.04	15.42	14.93	14.05	15.12	15.60	14.54	14.89	14.56	14.42		
		Cumulative time (s)	145.57	133.53	118.11	103.18	89.13	74.01	58.41	43.87	28.98	14.42	2:25.57	
		Speed (m/s)	14.95	12.97	13.40	14.23	13.23	12.82	13.76	13.43	13.74	13.87	13.60	
		Stride length (m)	6.39	5.84	6.05	6.52	6.16	5.91	6.19	6.03	5.97	6.18	6.12	
		Stride duration (s)	0.425	0.450	0.452	0.458	0.466	0.461	0.450	0.449	0.435	0.446	0.450	
		Stride efficiency (%)	63.81	53.25	57.24	66.46	59.24	54.66	59.87	56.78	55.73	59.76	58.45	
		Stride count	28.17	34.26	33.04	30.67	32.48	33.82	32.31	33.18	33.49	32.34	323.76	

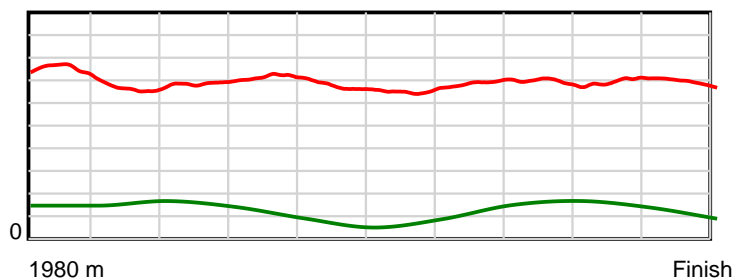
10 m Stride length



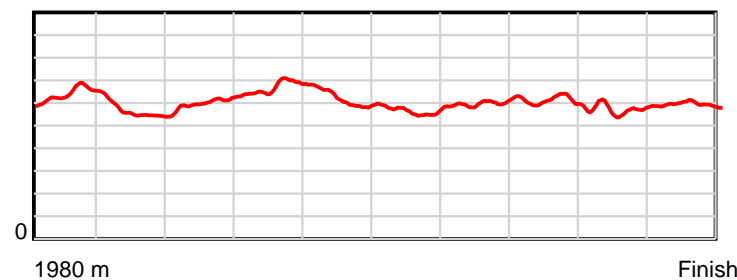
0.6 s Stride duration



20 m/sec Speed



100 % Stride efficiency



Note: Horizontal distance axis grid lines are 200m furlongs.

## Disclaimer.

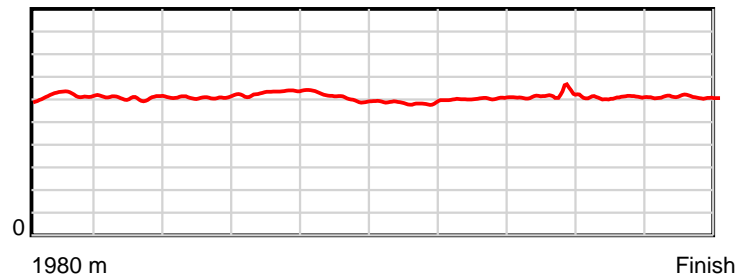
HRNZ and NZMTC and Thoroughbred Ratings Pty Ltd accepts no responsibility for the completeness or accuracy of any of the information contained herein, and makes no representations about its suitability for any particular purpose. Users should make their own judgements about those matters and/or seek independent advice. You assume all risks associated with use of the data provided on this page.

# Race Results

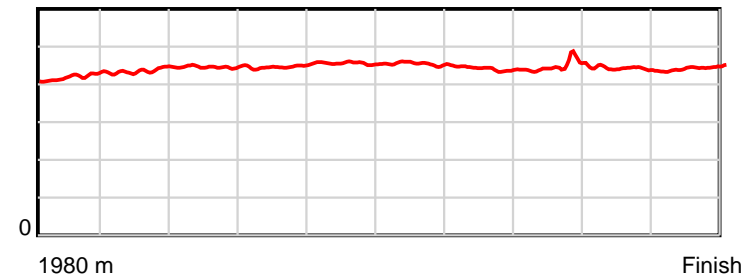
December 13, 2019, Race 4, DUX INDUSTRIES MOBILE PACE, Distance 1980m, Addington - Survey 1980m

Result	TAB no.	Horse (Barrier)	1980 to	1800m to	1600m to	1400m to	1200m to	1000m to	800m to	600m to	400m to	200m to	Total or	Margin
6th	6	<b>Christian Who (5)</b>	<b>1800m</b>	<b>1600m</b>	<b>1400m</b>	<b>1200m</b>	<b>1000m</b>	<b>800m</b>	<b>600m</b>	<b>400m</b>	<b>200m</b>	<b>WP</b>	<b>Average</b>	
		Position in running (margin)	-	4(4.3)	4(5.7)	5(4.8)	4(4.5)	3(2.3)	2(0.5)	3(1.0)	7(6.8)	8(11.5)		10.60
		Sectional time (s)	12.31	14.79	14.89	14.14	15.13	15.57	14.61	14.79	14.86	14.58		
		Cumulative time (s)	145.67	133.36	118.57	103.68	89.54	74.41	58.84	44.23	29.44	14.58	2:25.67	
		Speed (m/s)	14.62	13.52	13.43	14.14	13.22	12.85	13.69	13.52	13.46	13.72	13.59	
		Stride length (m)	6.20	5.89	5.99	6.32	6.02	5.84	6.03	6.00	5.95	6.09	6.03	
		Stride duration (s)	0.420	0.436	0.446	0.446	0.456	0.454	0.441	0.444	0.442	0.444	0.444	
		Stride efficiency (%)	60.05	54.29	56.08	62.33	56.70	53.23	56.91	56.28	55.27	57.93	56.79	
		Stride count	29.04	33.93	33.38	31.67	33.20	34.27	33.14	33.33	33.63	32.85	328.44	

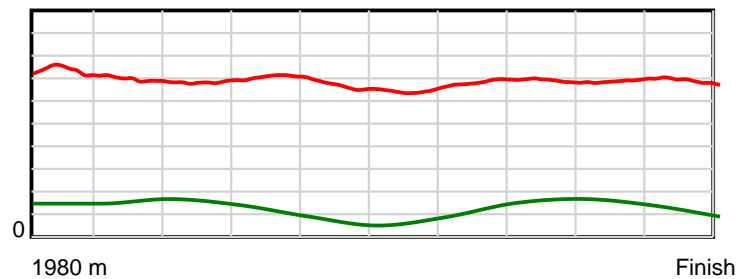
10 m Stride length



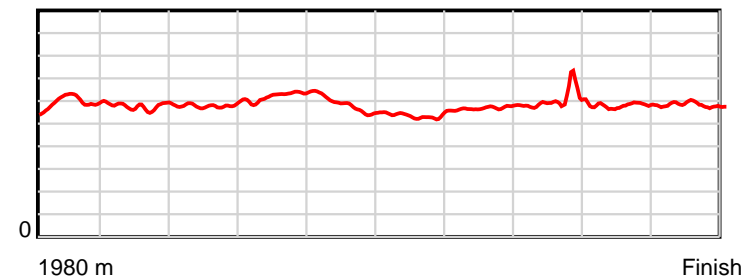
0.6 s Stride duration



20 m/sec Speed



100 % Stride efficiency



Note: Horizontal distance axis grid lines are 200m furlongs.

## Disclaimer.

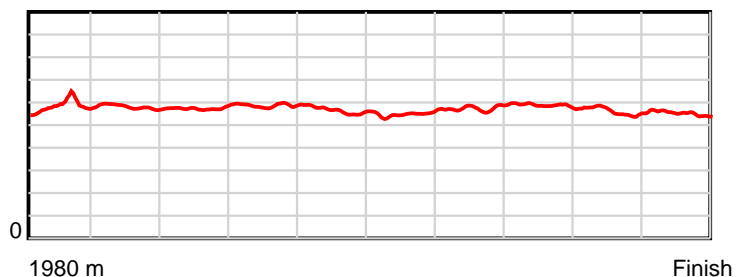
HRNZ and NZMTC and Thoroughbred Ratings Pty Ltd accepts no responsibility for the completeness or accuracy of any of the information contained herein, and makes no representations about its suitability for any particular purpose. Users should make their own judgements about those matters and/or seek independent advice. You assume all risks associated with use of the data provided on this page.

# Race Results

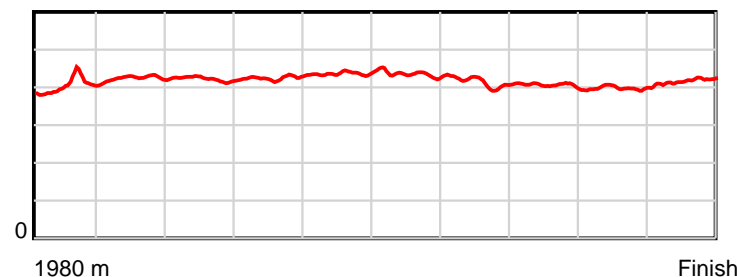
December 13, 2019, Race 4, DUX INDUSTRIES MOBILE PACE, Distance 1980m, Addington - Survey 1980m

Result	TAB no.	Horse (Barrier)	1980 to	1800m to	1600m to	1400m to	1200m to	1000m to	800m to	600m to	400m to	200m to	Total or	Margin
7th	2	<b>Machs Mareta (2)</b>	<b>1800m</b>	<b>1600m</b>	<b>1400m</b>	<b>1200m</b>	<b>1000m</b>	<b>800m</b>	<b>600m</b>	<b>400m</b>	<b>200m</b>	<b>WP</b>	<b>Average</b>	
		Position in running (margin)	-	9(6.8)	6(8.0)	6(6.0)	7(7.7)	8(7.0)	9(7.0)	12(6.2)	6(6.8)	6(8.2)		11.10
		Sectional time (s)	12.74	14.74	14.71	14.47	15.38	15.87	14.40	13.92	14.32	15.32		
		Cumulative time (s)	145.87	133.13	118.39	103.68	89.21	73.83	57.96	43.56	29.64	15.32	2:25.87	
		Speed (m/s)	14.13	13.57	13.60	13.82	13.00	12.60	13.89	14.37	13.97	13.05	13.57	
		Stride length (m)	5.79	5.76	5.74	5.88	5.67	5.49	5.74	5.83	5.54	5.45	5.68	
		Stride duration (s)	0.402	0.424	0.422	0.425	0.436	0.435	0.414	0.406	0.397	0.417	0.419	
		Stride efficiency (%)	52.39	51.77	51.44	54.05	50.28	47.03	51.55	53.20	48.03	46.42	50.50	
		Stride count	31.09	34.75	34.86	34.01	35.26	36.46	34.82	34.28	36.07	36.69	348.29	

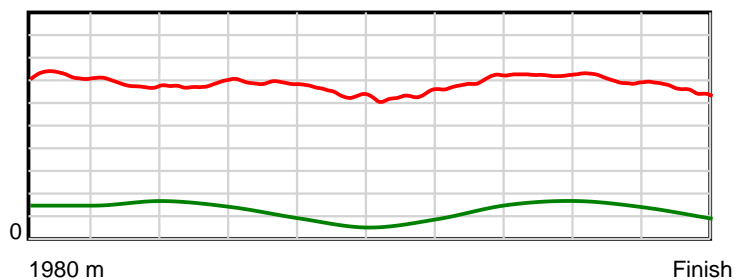
10 m Stride length



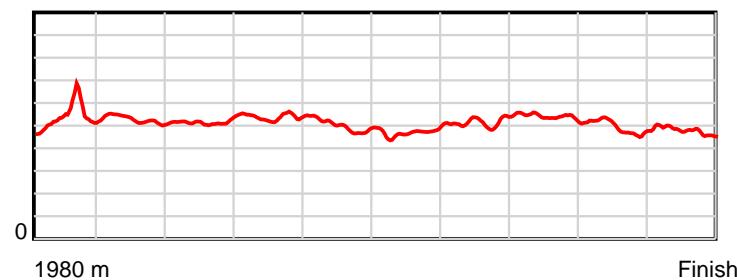
0.6 s Stride duration



20 m/sec Speed



100 % Stride efficiency



Note: Horizontal distance axis grid lines are 200m furlongs.

## Disclaimer.

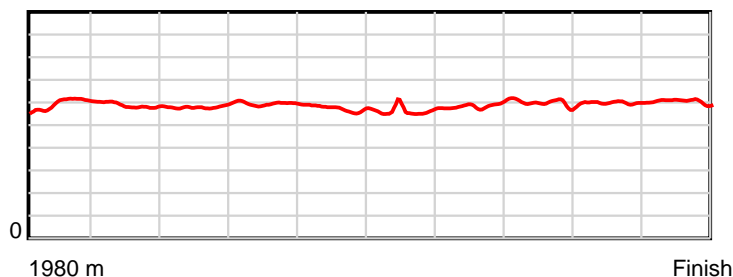
HRNZ and NZMTC and Thoroughbred Ratings Pty Ltd accepts no responsibility for the completeness or accuracy of any of the information contained herein, and makes no representations about its suitability for any particular purpose. Users should make their own judgements about those matters and/or seek independent advice. You assume all risks associated with use of the data provided on this page.

# Race Results

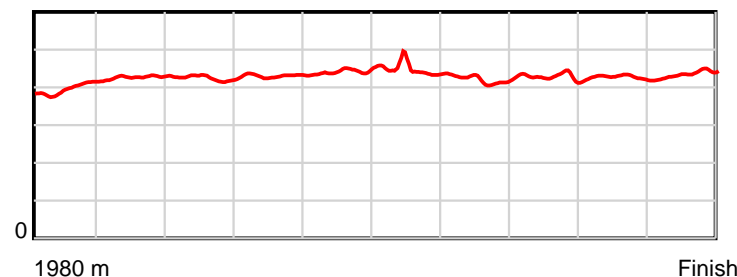
December 13, 2019, Race 4, DUX INDUSTRIES MOBILE PACE, Distance 1980m, Addington - Survey 1980m

Result	TAB no.	Horse (Barrier)	1980 to	1800m to	1600m to	1400m to	1200m to	1000m to	800m to	600m to	400m to	200m to	Total or	Margin
8th	10	<b>Good On Ya Kiw... (9)</b>	<b>1800m</b>	<b>1600m</b>	<b>1400m</b>	<b>1200m</b>	<b>1000m</b>	<b>800m</b>	<b>600m</b>	<b>400m</b>	<b>200m</b>	<b>WP</b>	<b>Average</b>	
		Position in running (margin)	-	6(5.0)	3(5.6)	4(4.3)	5(6.0)	7(5.8)	7(5.5)	9(4.7)	13(10.1)	13(13.9)		12.30
		Sectional time (s)	12.43	14.65	14.84	14.46	15.46	15.82	14.40	14.72	14.72	14.44		
		Cumulative time (s)	145.94	133.51	118.86	104.02	89.56	74.10	58.28	43.88	29.16	14.44	2:25.94	
		Speed (m/s)	14.48	13.65	13.48	13.83	12.94	12.64	13.89	13.59	13.59	13.85	13.57	
		Stride length (m)	5.94	5.82	5.72	5.96	5.71	5.62	5.85	5.82	5.80	6.04	5.82	
		Stride duration (s)	0.397	0.427	0.424	0.431	0.442	0.445	0.421	0.428	0.427	0.436	0.429	
		Stride efficiency (%)	55.10	53.01	51.12	55.42	50.99	49.43	53.44	52.88	52.49	57.05	53.01	
		Stride count	30.31	34.34	34.97	33.58	35.01	35.56	34.20	34.38	34.51	33.10	339.96	

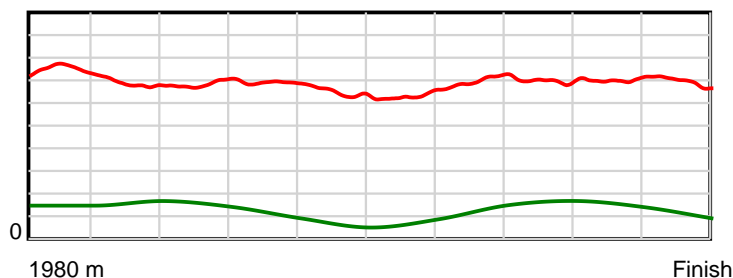
10 m Stride length



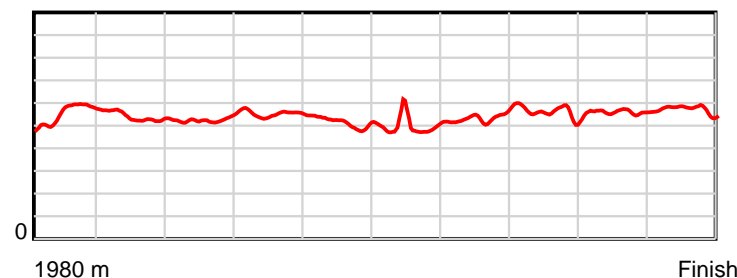
0.6 s Stride duration



20 m/sec Speed



100 % Stride efficiency



Note: Horizontal distance axis grid lines are 200m furlongs.

**Disclaimer.**

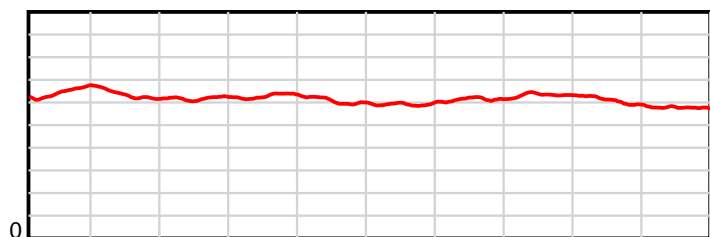
HRNZ and NZMTC and Thoroughbred Ratings Pty Ltd accepts no responsibility for the completeness or accuracy of any of the information contained herein, and makes no representations about its suitability for any particular purpose. Users should make their own judgements about those matters and/or seek independent advice. You assume all risks associated with use of the data provided on this page.

# Race Results

December 13, 2019, Race 4, DUX INDUSTRIES MOBILE PACE, Distance 1980m, Addington - Survey 1980m

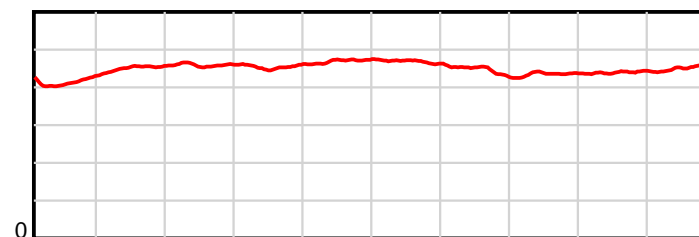
Result	TAB no.	Horse (Barrier)	1980 to	1800m to	1600m to	1400m to	1200m to	1000m to	800m to	600m to	400m to	200m to	Total or	Margin
9th	7	Rolova (6)	1800m	1600m	1400m	1200m	1000m	800m	600m	400m	200m	WP	Average	
		Position in running (margin)	-	1(0.0)	1(0.0)	1(0.0)	2(2.3)	2(2.1)	3(1.7)	4(1.9)	3(2.7)	4(6.0)		12.60
		Sectional time (s)	11.59	14.55	15.04	14.57	15.47	15.81	14.56	13.96	14.63	15.87		
		Cumulative time (s)	146.05	134.46	119.91	104.87	90.30	74.83	59.02	44.46	30.50	15.87	2:26.05	
		Speed (m/s)	15.53	13.75	13.30	13.73	12.93	12.65	13.74	14.33	13.67	12.60	13.56	
		Stride length (m)	6.42	6.21	6.10	6.24	6.08	5.92	6.12	6.24	6.01	5.74	6.10	
		Stride duration (s)	0.413	0.452	0.459	0.455	0.470	0.468	0.445	0.435	0.440	0.455	0.450	
		Stride efficiency (%)	64.43	60.24	58.20	60.90	57.70	54.83	58.44	60.79	56.40	51.40	58.13	
		Stride count	28.03	32.21	32.77	32.04	32.91	33.76	32.70	32.07	33.29	34.87	324.65	

10 m Stride length



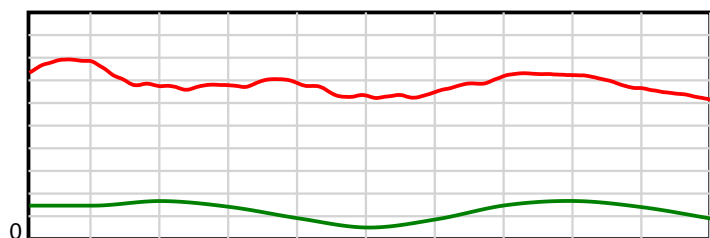
1980 m Finish

0.6 s Stride duration



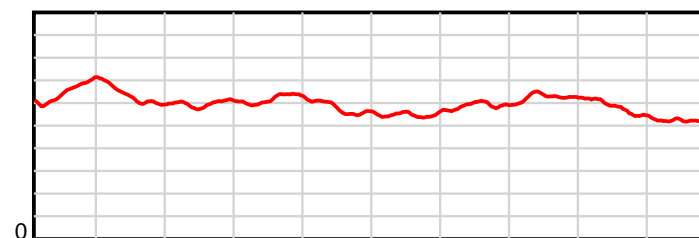
1980 m Finish

20 m/sec Speed



1980 m Finish

100 % Stride efficiency



1980 m Finish

Note: Horizontal distance axis grid lines are 200m furlongs.

## Disclaimer.

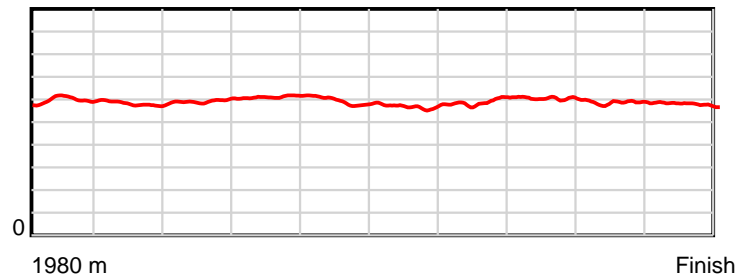
HRNZ and NZMTC and Thoroughbred Ratings Pty Ltd accepts no responsibility for the completeness or accuracy of any of the information contained herein, and makes no representations about its suitability for any particular purpose. Users should make their own judgements about those matters and/or seek independent advice. You assume all risks associated with use of the data provided on this page.

# Race Results

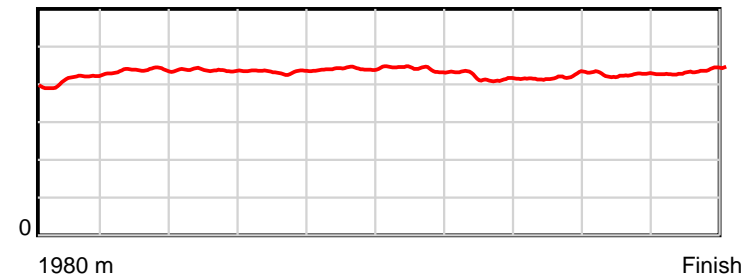
December 13, 2019, Race 4, DUX INDUSTRIES MOBILE PACE, Distance 1980m, Addington - Survey 1980m

Result	TAB no.	Horse (Barrier)	1980 to	1800m to	1600m to	1400m to	1200m to	1000m to	800m to	600m to	400m to	200m to	Total or	Margin
10th	3	Majorca (3)	1800m	1600m	1400m	1200m	1000m	800m	600m	400m	200m	WP	Average	
		Position in running (margin)	-	5(4.6)	8(9.6)	8(9.0)	8(8.7)	6(5.7)	6(4.4)	6(2.4)	5(5.5)	7(10.7)		13.20
		Sectional time (s)	12.38	15.38	14.94	14.14	15.00	15.65	14.19	14.35	14.94	15.02		
		Cumulative time (s)	145.99	133.61	118.23	103.29	89.15	74.15	58.50	44.31	29.96	15.02	2:25.99	
		Speed (m/s)	14.55	13.00	13.39	14.14	13.33	12.78	14.09	13.94	13.39	13.32	13.56	
		Stride length (m)	6.01	5.68	5.86	6.13	5.88	5.64	5.90	5.86	5.69	5.82	5.84	
		Stride duration (s)	0.412	0.437	0.438	0.433	0.441	0.441	0.418	0.421	0.425	0.437	0.431	
		Stride efficiency (%)	56.36	50.45	53.65	58.73	54.10	49.67	54.33	53.69	50.68	52.85	53.33	
		Stride count	29.97	35.20	34.13	32.62	33.99	35.47	33.92	34.12	35.12	34.39	338.93	

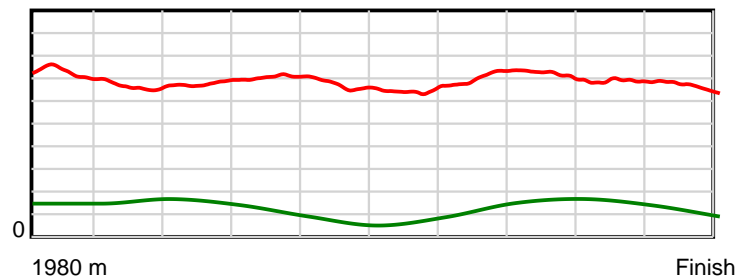
10 m Stride length



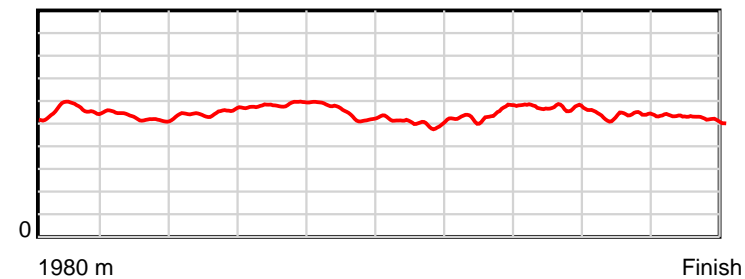
0.6 s Stride duration



20 m/sec Speed



100 % Stride efficiency



Note: Horizontal distance axis grid lines are 200m furlongs.

### Disclaimer.

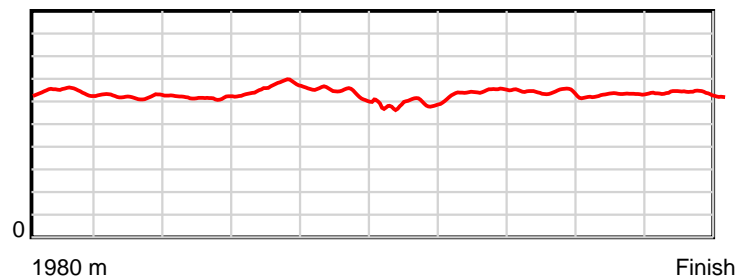
HRNZ and NZMTC and Thoroughbred Ratings Pty Ltd accepts no responsibility for the completeness or accuracy of any of the information contained herein, and makes no representations about its suitability for any particular purpose. Users should make their own judgements about those matters and/or seek independent advice. You assume all risks associated with use of the data provided on this page.

# Race Results

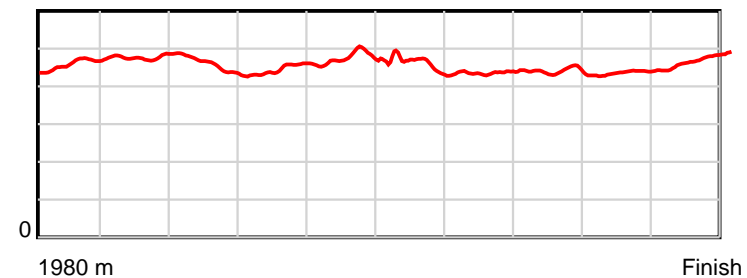
December 13, 2019, Race 4, DUX INDUSTRIES MOBILE PACE, Distance 1980m, Addington - Survey 1980m

Result	TAB no.	Horse (Barrier)	1980 to	1800m to	1600m to	1400m to	1200m to	1000m to	800m to	600m to	400m to	200m to	Total or	Margin
11th	14	He's A Ladies ... (13)	1800m	1600m	1400m	1200m	1000m	800m	600m	400m	200m	WP	Average	
		Position in running (margin)	-	12(10.8)	13(19.1)	13(18.7)	12(14.4)	12(11.1)	13(10.6)	10(4.7)	10(8.5)	10(11.8)		13.60
		Sectional time (s)	13.40	15.93	14.99	13.46	14.95	15.78	13.56	14.45	14.63	15.08		
		Cumulative time (s)	146.23	132.83	116.90	101.91	88.45	73.50	57.72	44.16	29.71	15.08	2:26.23	
		Speed (m/s)	13.43	12.55	13.34	14.86	13.38	12.67	14.75	13.84	13.67	13.26	13.54	
		Stride length (m)	6.46	5.99	6.09	6.63	6.37	5.75	6.44	6.08	5.98	6.28	6.19	
		Stride duration (s)	0.460	0.477	0.456	0.447	0.476	0.454	0.437	0.439	0.437	0.473	0.457	
		Stride efficiency (%)	65.20	56.14	57.97	68.77	63.43	51.75	64.87	57.76	55.81	61.57	59.96	
		Stride count	27.87	33.37	32.84	30.15	31.39	34.75	31.04	32.90	33.47	31.86	319.64	

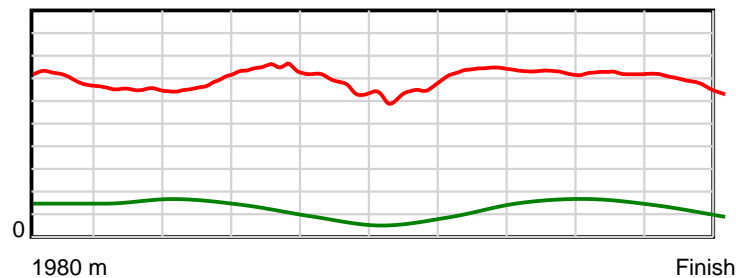
10 m Stride length



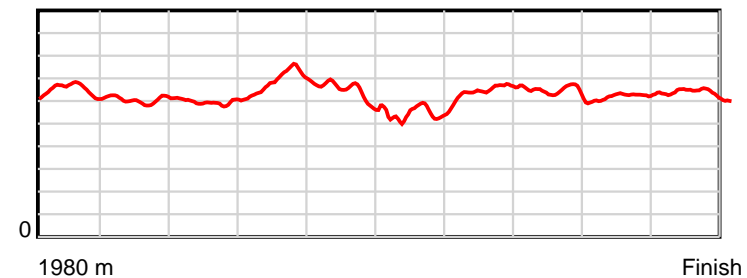
0.6 s Stride duration



20 m/sec Speed



100 % Stride efficiency



Note: Horizontal distance axis grid lines are 200m furlongs.

## Disclaimer.

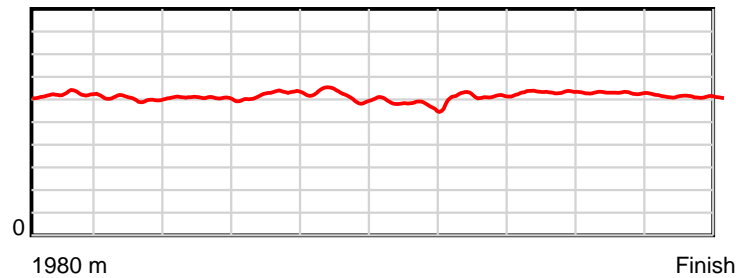
HRNZ and NZMTC and Thoroughbred Ratings Pty Ltd accepts no responsibility for the completeness or accuracy of any of the information contained herein, and makes no representations about its suitability for any particular purpose. Users should make their own judgements about those matters and/or seek independent advice. You assume all risks associated with use of the data provided on this page.

# Race Results

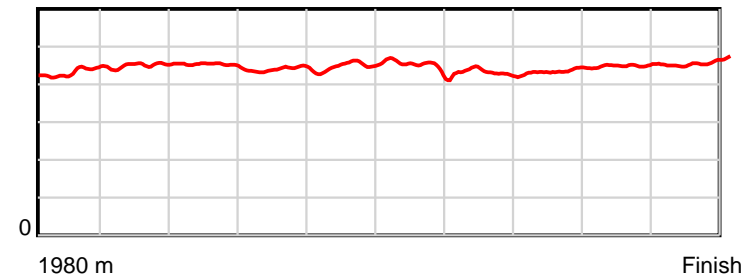
December 13, 2019, Race 4, DUX INDUSTRIES MOBILE PACE, Distance 1980m, Addington - Survey 1980m

Result	TAB no.	Horse (Barrier)	1980 to	1800m to	1600m to	1400m to	1200m to	1000m to	800m to	600m to	400m to	200m to	Total or	Margin
12th	13	<b>Mr Midnight (12)</b>	<b>1800m</b>	<b>1600m</b>	<b>1400m</b>	<b>1200m</b>	<b>1000m</b>	<b>800m</b>	<b>600m</b>	<b>400m</b>	<b>200m</b>	<b>WP</b>	<b>Average</b>	
		Position in running (margin)	-	10(8.6)	10(13.2)	10(14.1)	11(13.6)	11(9.5)	11(8.2)	11(5.3)	9(8.2)	12(12.6)		14.50
		Sectional time (s)	13.03	15.32	15.19	14.11	14.81	15.65	14.06	14.31	14.81	15.08		
		Cumulative time (s)	146.37	133.34	118.02	102.83	88.72	73.91	58.26	44.20	29.89	15.08	2:26.37	
		Speed (m/s)	13.82	13.05	13.17	14.17	13.50	12.78	14.22	13.98	13.50	13.26	13.53	
		Stride length (m)	6.20	5.88	5.95	6.23	6.07	5.71	6.13	6.10	6.08	6.07	6.04	
		Stride duration (s)	0.433	0.450	0.452	0.440	0.449	0.447	0.431	0.436	0.450	0.457	0.446	
		Stride efficiency (%)	60.10	53.95	55.39	60.69	57.60	51.03	58.75	58.13	57.71	57.51	56.95	
		Stride count	29.03	34.04	33.59	32.09	32.94	35.00	32.62	32.79	32.91	32.97	327.98	

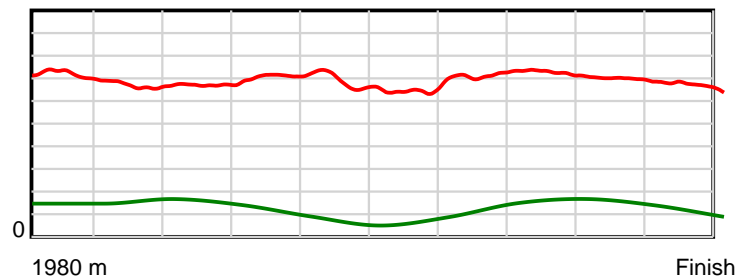
10 m Stride length



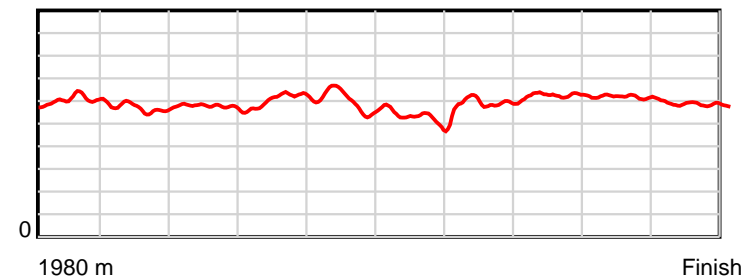
0.6 s Stride duration



20 m/sec Speed



100 % Stride efficiency



Note: Horizontal distance axis grid lines are 200m furlongs.

## Disclaimer.

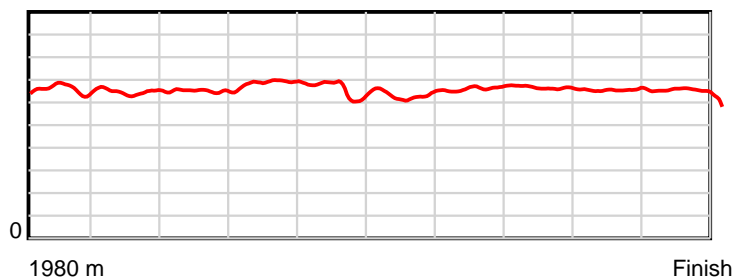
HRNZ and NZMTC and Thoroughbred Ratings Pty Ltd accepts no responsibility for the completeness or accuracy of any of the information contained herein, and makes no representations about its suitability for any particular purpose. Users should make their own judgements about those matters and/or seek independent advice. You assume all risks associated with use of the data provided on this page.

# Race Results

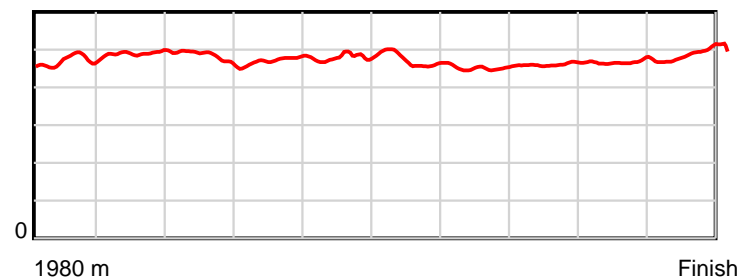
December 13, 2019, Race 4, DUX INDUSTRIES MOBILE PACE, Distance 1980m, Addington - Survey 1980m

Result	TAB no.	Horse (Barrier)	1980 to	1800m to	1600m to	1400m to	1200m to	1000m to	800m to	600m to	400m to	200m to	Total or	Margin
13th	11	<b>Jimmy Cannon (10)</b>	<b>1800m</b>	<b>1600m</b>	<b>1400m</b>	<b>1200m</b>	<b>1000m</b>	<b>800m</b>	<b>600m</b>	<b>400m</b>	<b>200m</b>	<b>WP</b>	<b>Average</b>	
		Position in running (margin)	-	13(11.0)	12(17.4)	12(17.6)	13(15.4)	13(11.7)	10(8.1)	5(2.3)	8(7.0)	9(11.8)		15.60
		Sectional time (s)	13.44	15.61	15.07	13.83	14.88	15.27	13.57	14.60	14.87	15.52		
		Cumulative time (s)	146.66	133.22	117.61	102.54	88.71	73.83	58.56	44.99	30.39	15.52	2:26.66	
		Speed (m/s)	13.39	12.81	13.27	14.46	13.44	13.10	14.74	13.70	13.45	12.89	13.50	
		Stride length (m)	6.59	6.28	6.39	6.84	6.43	6.18	6.64	6.32	6.28	6.25	6.41	
		Stride duration (s)	0.471	0.491	0.482	0.473	0.479	0.472	0.451	0.462	0.467	0.485	0.475	
		Stride efficiency (%)	67.96	61.71	63.85	73.18	64.67	59.67	68.87	62.50	61.63	60.99	64.28	
		Stride count	27.29	31.83	31.29	29.23	31.09	32.37	30.13	31.62	31.85	32.01	308.71	

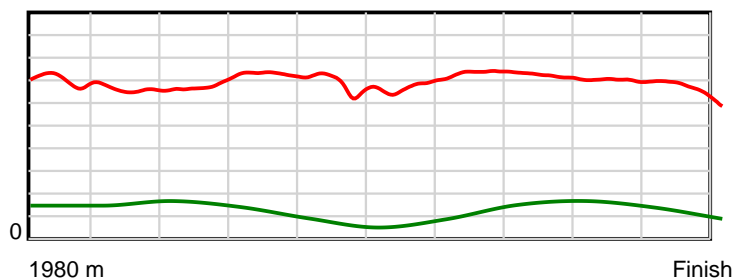
10 m Stride length



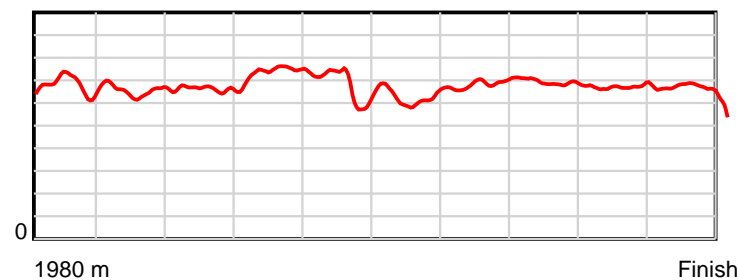
0.6 s Stride duration



20 m/sec Speed



100 % Stride efficiency



Note: Horizontal distance axis grid lines are 200m furlongs.

**Disclaimer.**

HRNZ and NZMTC and Thoroughbred Ratings Pty Ltd accepts no responsibility for the completeness or accuracy of any of the information contained herein, and makes no representations about its suitability for any particular purpose. Users should make their own judgements about those matters and/or seek independent advice. You assume all risks associated with use of the data provided on this page.