



Race Results

NZ Metropolitan Trotting Club Inc, HRNZ, December 13, 2019

Compilation date: December 13, 2019, 7:56:52 PM (NZDT)

Copyright © 2019 HRNZ and NZMTC. All rights reserved.

Trademarks.

StrideMASTER is a registered trademark of Thoroughbred Ratings Pty Ltd.

Disclaimer.

HRNZ and NZMTC and Thoroughbred Ratings Pty Ltd accepts no responsibility for the completeness or accuracy of any of the information contained herein, and makes no representations about its suitability for any particular purpose. Users should make their own judgements about those matters and/or seek independent advice. You assume all risks associated with use of the data provided on this page.



Race Results



December 13, 2019, Race 5, SPECIALTY SEEDS NZ LTD HANDICAP TROT, Distance 2600m, Addington - Survey 3200m

Result	TAB no.	Horse (Barrier)	2600 to	2400m to
1st	9	Lovey Dovey Mo... (1)	2400m	2200m
		Position in running (margin)	-	8(21.8)
		Sectional time (s)	19.46	15.40
		Cumulative time (s)	201.41	181.95
		Speed (m/s)	10.28	12.99
		Stride length (m)	6.00	6.25
		Stride duration (s)	0.491	0.481
		Stride efficiency (%)	56.33	61.05
		Stride count	33.31	32.00

Disclaimer.

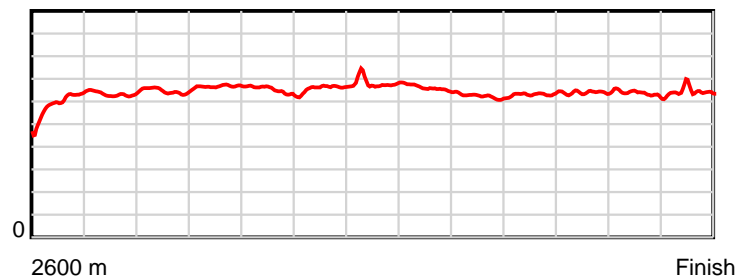
HRNZ and NZMTC and Thoroughbred Ratings Pty Ltd accepts no responsibility for the completeness or accuracy of any of the information contained herein, and makes no representations about its suitability for any particular purpose. Users should make their own judgements about those matters and/or seek independent advice. You assume all risks associated with use of the data provided on this page.

Race Results

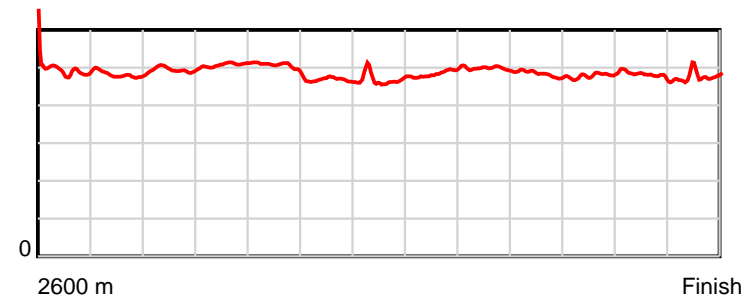
December 13, 2019, Race 5, SPECIALTY SEEDS NZ LTD HANDICAP TROT, Distance 2600m, Addington - Survey 3200m

Result	TAB no.	Horse (Barrier)	2200m to	2000m to	1800m to	1600m to	1400m to	1200m to	1000m to	800m to	600m to	400m to	200m to	Total or	Margin
1st	9	Lovey Dovey Mo... (1)	2000m	1800m	1600m	1400m	1200m	1000m	800m	600m	400m	200m	WP	Average	
		Position in running (margin)	8(19.2)	8(16.1)	8(14.5)	8(12.3)	6(7.3)	2(0.4)	1(0.0)	1(0.0)	1(0.0)	1(0.0)	1(0.0)		0.00
		Sectional time (s)	15.19	15.40	15.77	14.87	13.72	15.26	15.65	15.24	15.01	15.52	14.92		
		Cumulative time (s)	166.55	151.36	135.96	120.19	105.32	91.60	76.34	60.69	45.45	30.44	14.92	3:21.41	
		Speed (m/s)	13.17	12.99	12.68	13.45	14.58	13.11	12.78	13.12	13.32	12.89	13.40	12.91	
		Stride length (m)	6.51	6.59	6.39	6.27	6.83	6.37	6.34	6.33	6.40	6.18	6.34	6.37	
		Stride duration (s)	0.494	0.508	0.504	0.466	0.468	0.486	0.496	0.482	0.480	0.480	0.473	0.493	
		Stride efficiency (%)	66.19	67.93	63.89	61.48	72.86	63.46	62.87	62.65	63.98	59.69	62.89	63.31	
		Stride count	30.73	30.33	31.28	31.88	29.29	31.39	31.53	31.59	31.26	32.36	31.53	408.48	

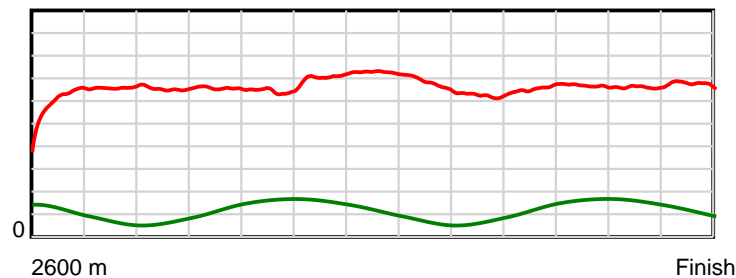
10 m Stride length



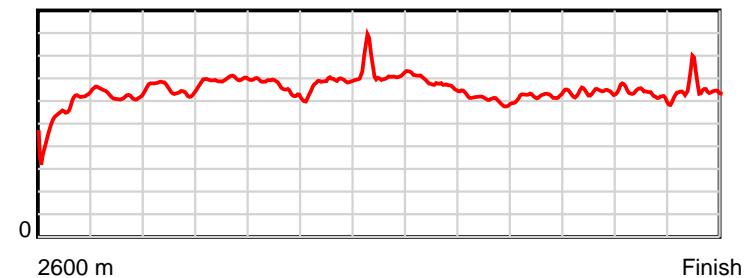
0.6 s Stride duration



20 m/sec Speed



100 % Stride efficiency



Note: Horizontal distance axis grid lines are 200m furlongs.

Disclaimer.

HRNZ and NZMTC and Thoroughbred Ratings Pty Ltd accepts no responsibility for the completeness or accuracy of any of the information contained herein, and makes no representations about its suitability for any particular purpose. Users should make their own judgements about those matters and/or seek independent advice. You assume all risks associated with use of the data provided on this page.



Race Results



December 13, 2019, Race 5, SPECIALTY SEEDS NZ LTD HANDICAP TROT, Distance 2600m, Addington - Survey 3200m

Result	TAB no.	Horse (Barrier)	2600 to	2400m to
2nd	11	Ruthless Kayla (3)	2400m	2200m
		Position in running (margin)	-	10(27.1)
		Sectional time (s)	20.39	15.67
		Cumulative time (s)	201.61	181.22
		Speed (m/s)	9.81	12.76
		Stride length (m)	5.87	5.86
		Stride duration (s)	0.469	0.459
		Stride efficiency (%)	53.79	53.63
		Stride count	34.09	34.14

Disclaimer.

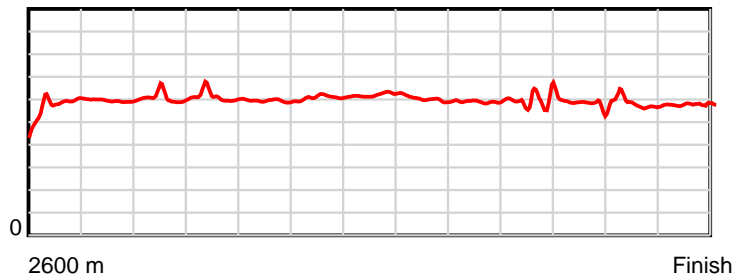
HRNZ and NZMTC and Thoroughbred Ratings Pty Ltd accepts no responsibility for the completeness or accuracy of any of the information contained herein, and makes no representations about its suitability for any particular purpose. Users should make their own judgements about those matters and/or seek independent advice. You assume all risks associated with use of the data provided on this page.

Race Results

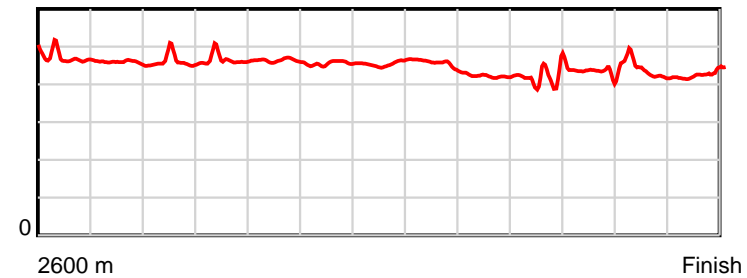
December 13, 2019, Race 5, SPECIALTY SEEDS NZ LTD HANDICAP TROT, Distance 2600m, Addington - Survey 3200m

Result	TAB no.	Horse (Barrier)	2200m to	2000m to	1800m to	1600m to	1400m to	1200m to	1000m to	800m to	600m to	400m to	200m to	Total or	Margin
2nd	11	Ruthless Kayla (3)	2000m	1800m	1600m	1400m	1200m	1000m	800m	600m	400m	200m	WP	Average	
		Position in running (margin)	10(26.1)	10(22.1)	10(18.7)	10(17.2)	10(15.6)	10(14.2)	10(14.5)	8(7.5)	2(1.1)	2(2.4)	2(0.9)		1.00
		Sectional time (s)	15.04	15.11	15.89	15.43	14.62	15.38	14.48	14.17	15.23	15.27	14.93		
		Cumulative time (s)	165.55	150.51	135.40	119.51	104.08	89.46	74.08	59.60	45.43	30.20	14.93	3:21.61	
		Speed (m/s)	13.30	13.24	12.59	12.96	13.68	13.00	13.81	14.11	13.13	13.10	13.40	12.90	
		Stride length (m)	6.09	6.13	5.83	5.90	6.22	5.91	5.83	5.91	5.71	5.69	5.71	5.89	
		Stride duration (s)	0.458	0.463	0.463	0.455	0.455	0.454	0.422	0.419	0.434	0.434	0.426	0.457	
		Stride efficiency (%)	58.02	58.74	53.10	54.44	60.46	54.51	53.03	54.58	50.89	50.52	50.98	54.25	
		Stride count	32.82	32.62	34.31	33.88	32.15	33.86	34.33	33.84	35.05	35.17	35.02	441.28	

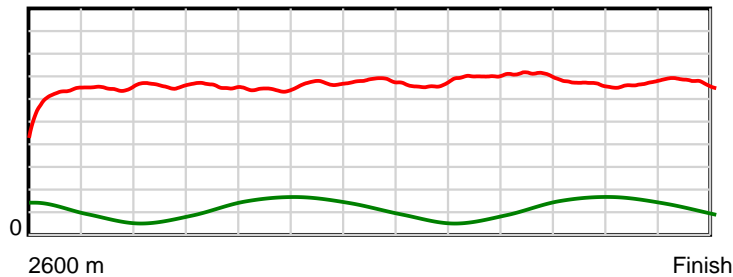
10 m Stride length



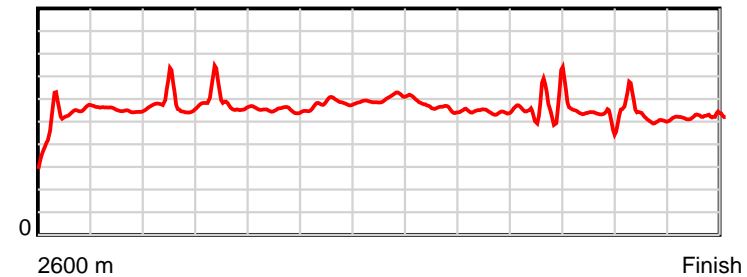
0.6 s Stride duration



20 m/sec Speed



100 % Stride efficiency



Note: Horizontal distance axis grid lines are 200m furlongs.

Disclaimer.

HRNZ and NZMTC and Thoroughbred Ratings Pty Ltd accepts no responsibility for the completeness or accuracy of any of the information contained herein, and makes no representations about its suitability for any particular purpose. Users should make their own judgements about those matters and/or seek independent advice. You assume all risks associated with use of the data provided on this page.



Race Results



December 13, 2019, Race 5, SPECIALTY SEEDS NZ LTD HANDICAP TROT, Distance 2600m, Addington - Survey 3200m

Result	TAB no.	Horse (Barrier)	2600 to	2400m to
3rd	8	Justamollyarch... (6)	2400m	2200m
		Position in running (margin)	-	4(6.6)
		Sectional time (s)	17.02	15.08
		Cumulative time (s)	201.71	184.69
		Speed (m/s)	11.75	13.26
		Stride length (m)	16.76	7.34
		Stride duration (s)	1.267	0.554
		Stride efficiency (%)	439.04	84.25
		Stride count	11.93	27.24

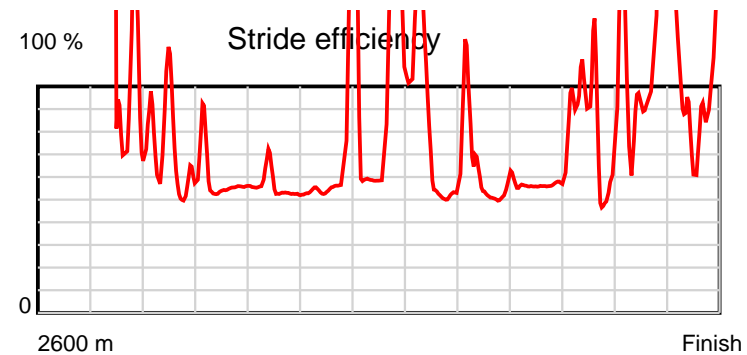
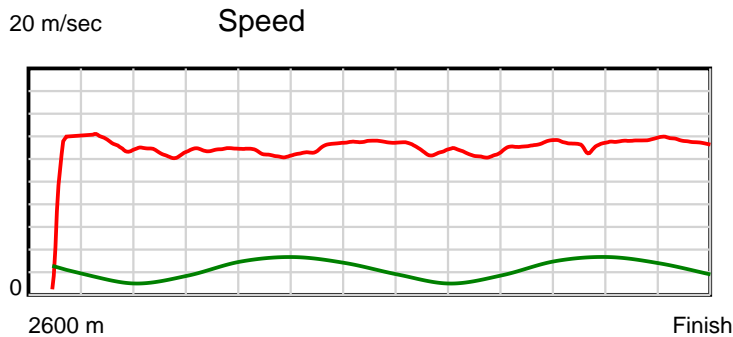
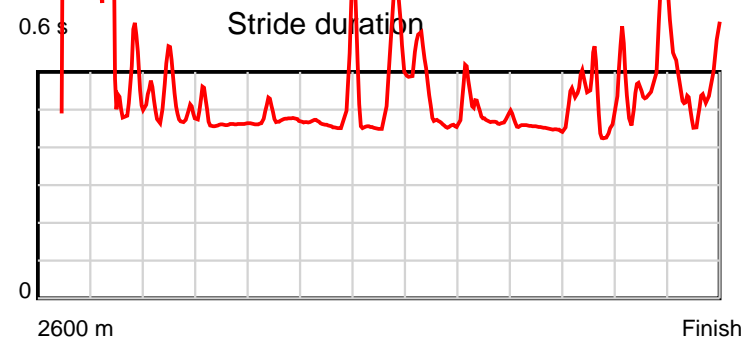
Disclaimer.

HRNZ and NZMTC and Thoroughbred Ratings Pty Ltd accepts no responsibility for the completeness or accuracy of any of the information contained herein, and makes no representations about its suitability for any particular purpose. Users should make their own judgements about those matters and/or seek independent advice. You assume all risks associated with use of the data provided on this page.

Race Results

December 13, 2019, Race 5, SPECIALTY SEEDS NZ LTD HANDICAP TROT, Distance 2600m, Addington - Survey 3200m

Result	TAB no.	Horse (Barrier)	2200m to	2000m to	1800m to	1600m to	1400m to	1200m to	1000m to	800m to	600m to	400m to	200m to	Total or	Margin
3rd	8	Justamollyarch... (6)	2000m	1800m	1600m	1400m	1200m	1000m	800m	600m	400m	200m	WP	Average	
		Position in running (margin)	2(2.1)	2(2.5)	2(2.3)	2(2.3)	2(1.9)	3(1.8)	4(3.6)	4(4.6)	5(3.6)	3(5.5)	3(2.0)		1.50
		Sectional time (s)	15.78	15.63	16.15	15.63	14.85	15.62	15.82	15.07	15.31	14.94	14.81		
		Cumulative time (s)	169.61	153.83	138.20	122.05	106.42	91.57	75.95	60.13	45.06	29.75	14.81	3:21.71	
		Speed (m/s)	12.67	12.80	12.38	12.80	13.47	12.80	12.64	13.27	13.06	13.39	13.50	12.89	
		Stride length (m)	6.36	5.96	5.88	6.57	7.19	6.35	6.13	5.99	6.59	7.43	7.20	6.86	
		Stride duration (s)	0.502	0.466	0.475	0.514	0.534	0.496	0.485	0.451	0.505	0.555	0.533	0.532	
		Stride efficiency (%)	63.15	55.55	53.97	67.52	80.86	63.00	58.72	55.98	67.93	86.32	80.94	73.54	
		Stride count	31.46	33.54	34.03	30.43	27.80	31.50	32.63	33.42	30.33	26.91	27.79	379.01	



Note: Horizontal distance axis grid lines are 200m furlongs.

Disclaimer.

HRNZ and NZMTC and Thoroughbred Ratings Pty Ltd accepts no responsibility for the completeness or accuracy of any of the information contained herein, and makes no representations about its suitability for any particular purpose. Users should make their own judgements about those matters and/or seek independent advice. You assume all risks associated with use of the data provided on this page.



Race Results



December 13, 2019, Race 5, SPECIALTY SEEDS NZ LTD HANDICAP TROT, Distance 2600m, Addington - Survey 3200m

Result	TAB no.	Horse (Barrier)	2600 to	2400m to
4th	5	One Apollo (10)	2400m	2200m
		Position in running (margin)	-	2(1.4)
		Sectional time (s)	16.23	15.61
		Cumulative time (s)	202.31	186.08
		Speed (m/s)	12.32	12.81
		Stride length (m)	5.70	6.21
		Stride duration (s)	0.458	0.484
		Stride efficiency (%)	50.72	60.22
		Stride count	35.11	32.22

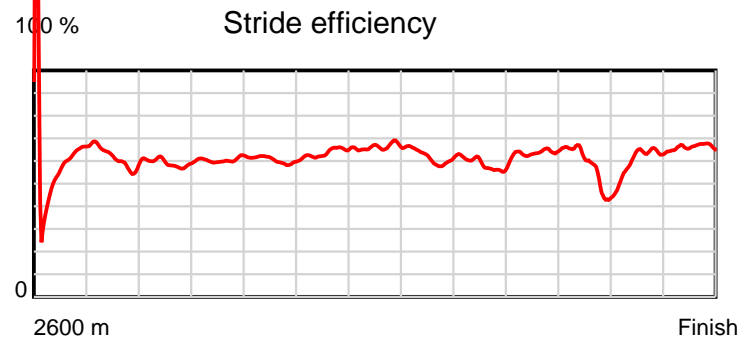
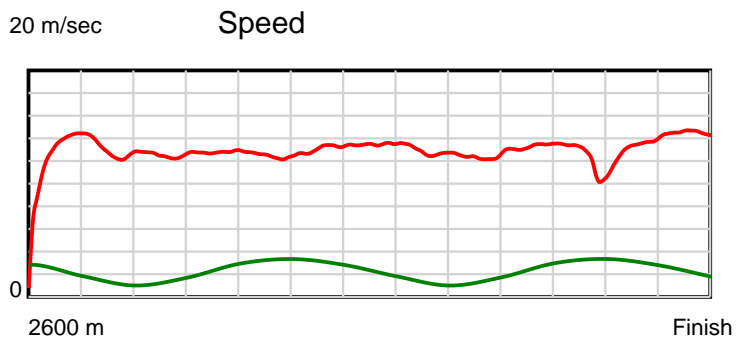
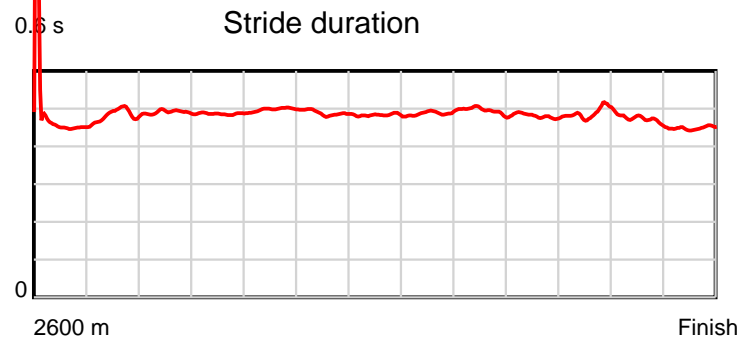
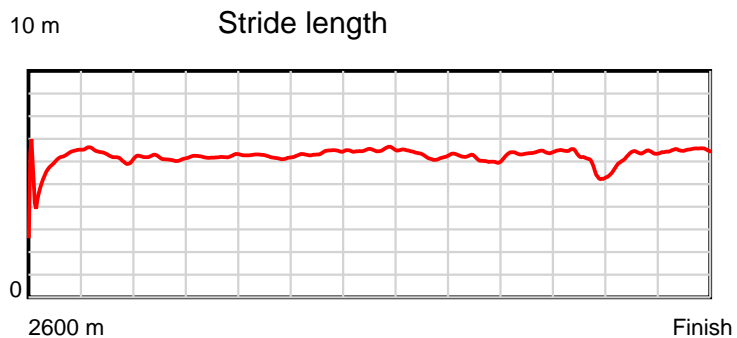
Disclaimer.

HRNZ and NZMTC and Thoroughbred Ratings Pty Ltd accepts no responsibility for the completeness or accuracy of any of the information contained herein, and makes no representations about its suitability for any particular purpose. Users should make their own judgements about those matters and/or seek independent advice. You assume all risks associated with use of the data provided on this page.

Race Results

December 13, 2019, Race 5, SPECIALTY SEEDS NZ LTD HANDICAP TROT, Distance 2600m, Addington - Survey 3200m

Result	TAB no.	Horse (Barrier)	2200m to	2000m to	1800m to	1600m to	1400m to	1200m to	1000m to	800m to	600m to	400m to	200m to	Total or	Margin
4th	5	One Apollo (10)	2000m	1800m	1600m	1400m	1200m	1000m	800m	600m	400m	200m	WP	Average	
		Position in running (margin)	1(0.0)	1(0.0)	1(0.0)	1(0.0)	1(0.0)	1(0.0)	2(1.5)	2(2.2)	3(1.6)	10(11.4)	10(11.8)		4.70
		Sectional time (s)	15.70	15.67	16.15	15.70	14.86	15.58	15.77	15.14	16.64	15.58	13.68		
		Cumulative time (s)	170.47	154.77	139.10	122.95	107.25	92.39	76.81	61.04	45.90	29.26	13.68	3:22.31	
		Speed (m/s)	12.74	12.76	12.38	12.74	13.46	12.84	12.68	13.21	12.02	12.84	14.62	12.85	
		Stride length (m)	6.25	6.21	6.17	6.22	6.49	6.27	6.27	6.35	5.88	6.04	6.56	6.19	
		Stride duration (s)	0.491	0.486	0.498	0.489	0.483	0.489	0.494	0.481	0.489	0.471	0.449	0.482	
		Stride efficiency (%)	61.01	60.21	59.42	60.54	65.90	61.43	61.45	63.10	54.02	57.05	67.29	59.95	
		Stride count	32.01	32.22	32.43	32.13	30.80	31.90	31.89	31.47	34.02	33.10	30.48	419.78	



Note: Horizontal distance axis grid lines are 200m furlongs.

Disclaimer.

HRNZ and NZMTC and Thoroughbred Ratings Pty Ltd accepts no responsibility for the completeness or accuracy of any of the information contained herein, and makes no representations about its suitability for any particular purpose. Users should make their own judgements about those matters and/or seek independent advice. You assume all risks associated with use of the data provided on this page.



Race Results



December 13, 2019, Race 5, SPECIALTY SEEDS NZ LTD HANDICAP TROT, Distance 2600m, Addington - Survey 3200m

Result	TAB no.	Horse (Barrier)	2600 to	2400m to
5th	6	Sods Law (0)	2400m	2200m
		Position in running (margin)	-	3(6.3)
		Sectional time (s)	16.78	15.36
		Cumulative time (s)	202.40	185.62
		Speed (m/s)	11.92	13.02
		Stride length (m)	5.68	6.07
		Stride duration (s)	0.471	0.466
		Stride efficiency (%)	50.49	57.61
		Stride count	35.18	32.94

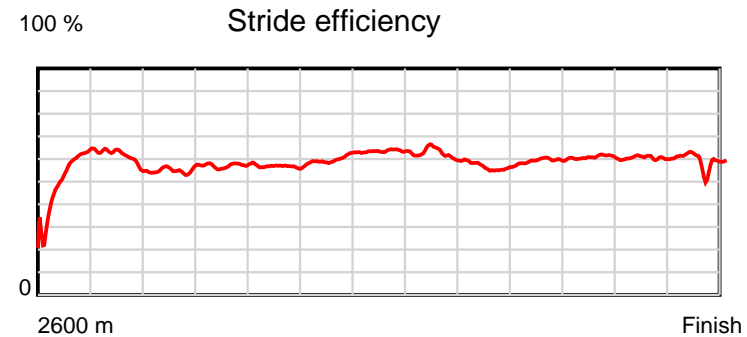
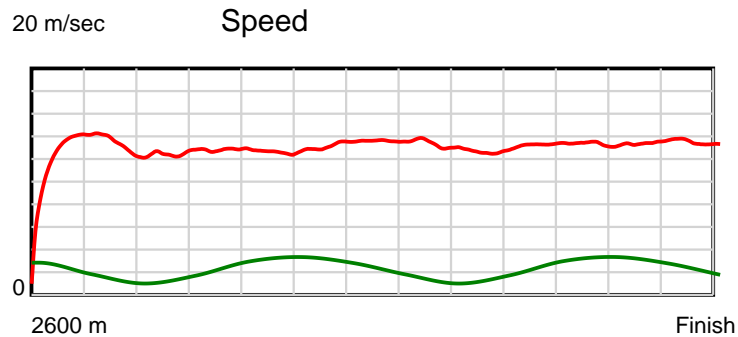
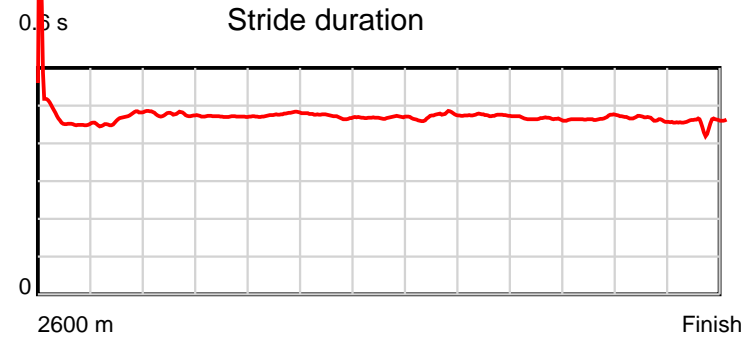
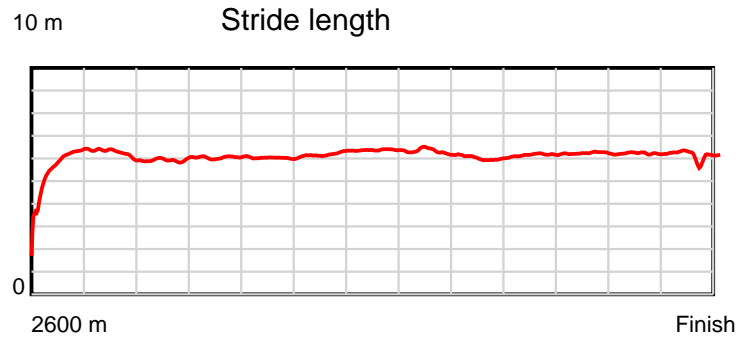
Disclaimer.

HRNZ and NZMTC and Thoroughbred Ratings Pty Ltd accepts no responsibility for the completeness or accuracy of any of the information contained herein, and makes no representations about its suitability for any particular purpose. Users should make their own judgements about those matters and/or seek independent advice. You assume all risks associated with use of the data provided on this page.

Race Results

December 13, 2019, Race 5, SPECIALTY SEEDS NZ LTD HANDICAP TROT, Distance 2600m, Addington - Survey 3200m

Result	TAB no.	Horse (Barrier)	2200m to	2000m to	1800m to	1600m to	1400m to	1200m to	1000m to	800m to	600m to	400m to	200m to	Total or	Margin
5th	6	Sods Law (0)	2000m	1800m	1600m	1400m	1200m	1000m	800m	600m	400m	200m	WP	Average	
		Position in running (margin)	3(3.4)	4(5.4)	3(4.5)	3(4.1)	3(4.1)	4(3.3)	3(2.8)	3(3.9)	4(3.0)	4(5.9)	5(6.2)		5.20
		Sectional time (s)	16.04	15.52	16.08	15.69	14.72	15.25	15.83	15.09	15.48	15.57	14.99		
		Cumulative time (s)	170.26	154.22	138.70	122.62	106.93	92.21	76.96	61.13	46.04	30.56	14.99	3:22.40	
		Speed (m/s)	12.47	12.89	12.44	12.75	13.59	13.11	12.63	13.25	12.92	12.85	13.34	12.85	
		Stride length (m)	5.95	6.07	5.93	6.02	6.37	6.19	5.99	6.16	6.03	5.95	6.07	6.03	
		Stride duration (s)	0.477	0.471	0.477	0.472	0.469	0.472	0.474	0.465	0.467	0.463	0.455	0.470	
		Stride efficiency (%)	55.27	57.60	54.95	56.62	63.31	59.85	56.16	59.35	56.90	55.33	57.61	56.90	
		Stride count	33.63	32.94	33.73	33.23	31.42	32.32	33.36	32.45	33.14	33.61	32.94	430.89	



Note: Horizontal distance axis grid lines are 200m furlongs.

Disclaimer.

HRNZ and NZMTC and Thoroughbred Ratings Pty Ltd accepts no responsibility for the completeness or accuracy of any of the information contained herein, and makes no representations about its suitability for any particular purpose. Users should make their own judgements about those matters and/or seek independent advice. You assume all risks associated with use of the data provided on this page.



Race Results



December 13, 2019, Race 5, SPECIALTY SEEDS NZ LTD HANDICAP TROT, Distance 2600m, Addington - Survey 3200m

Result	TAB no.	Horse (Barrier)	2600 to	2400m to
6th	2	Lone Star Lad (5)	2400m	2200m
		Position in running (margin)	-	6(11.5)
		Sectional time (s)	17.80	15.72
		Cumulative time (s)	202.43	184.63
		Speed (m/s)	11.23	12.72
		Stride length (m)	5.32	5.98
		Stride duration (s)	0.461	0.470
		Stride efficiency (%)	44.24	55.91
		Stride count	37.59	33.44

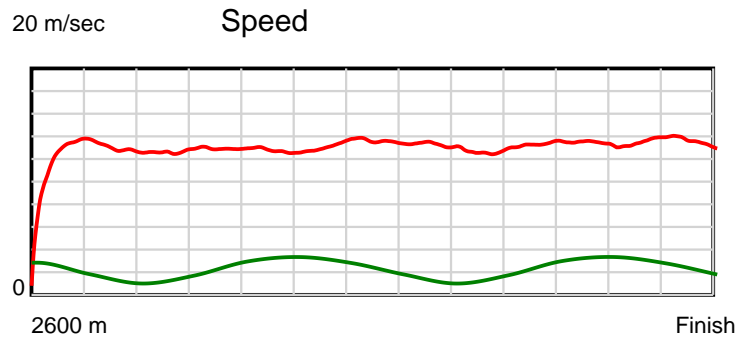
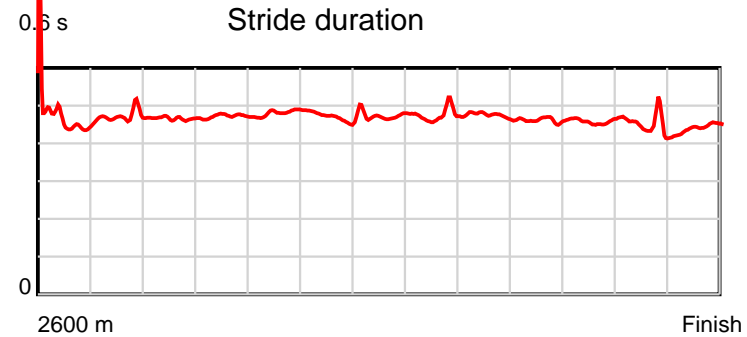
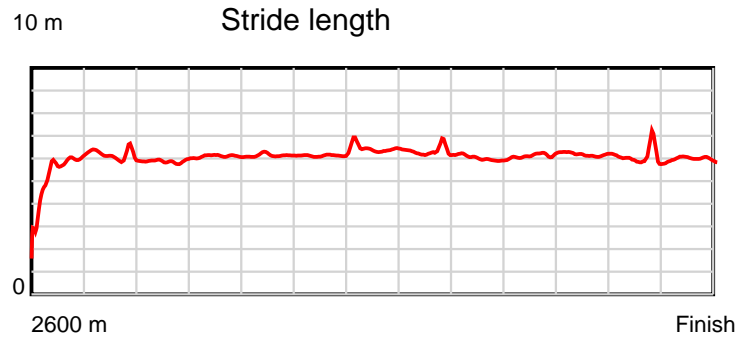
Disclaimer.

HRNZ and NZMTC and Thoroughbred Ratings Pty Ltd accepts no responsibility for the completeness or accuracy of any of the information contained herein, and makes no representations about its suitability for any particular purpose. Users should make their own judgements about those matters and/or seek independent advice. You assume all risks associated with use of the data provided on this page.

Race Results

December 13, 2019, Race 5, SPECIALTY SEEDS NZ LTD HANDICAP TROT, Distance 2600m, Addington - Survey 3200m

Result	TAB no.	Horse (Barrier)	2200m to	2000m to	1800m to	1600m to	1400m to	1200m to	1000m to	800m to	600m to	400m to	200m to	Total or	Margin
6th	2	Lone Star Lad (5)	2000m	1800m	1600m	1400m	1200m	1000m	800m	600m	400m	200m	WP	Average	
		Position in running (margin)	6(10.8)	6(10.6)	6(9.7)	6(7.9)	7(8.1)	7(7.0)	7(6.9)	7(7.5)	8(6.3)	6(7.4)	4(5.8)		5.40
		Sectional time (s)	15.68	15.51	15.85	15.74	14.68	15.31	15.74	15.05	15.19	15.26	14.90		
		Cumulative time (s)	168.91	153.23	137.72	121.87	106.13	91.45	76.14	60.40	45.35	30.16	14.90	3:22.43	
		Speed (m/s)	12.76	12.89	12.62	12.71	13.62	13.06	12.71	13.29	13.17	13.11	13.42	12.84	
		Stride length (m)	5.95	6.08	6.07	5.97	6.45	6.17	6.02	6.13	6.04	5.78	5.95	5.98	
		Stride duration (s)	0.466	0.472	0.481	0.470	0.474	0.472	0.474	0.461	0.459	0.441	0.443	0.466	
		Stride efficiency (%)	55.23	57.84	57.55	55.63	65.06	59.45	56.71	58.81	57.10	52.26	55.25	55.94	
		Stride count	33.64	32.87	32.96	33.52	31.00	32.42	33.20	32.60	33.09	34.58	33.64	434.55	



Note: Horizontal distance axis grid lines are 200m furlongs.

Disclaimer.

HRNZ and NZMTC and Thoroughbred Ratings Pty Ltd accepts no responsibility for the completeness or accuracy of any of the information contained herein, and makes no representations about its suitability for any particular purpose. Users should make their own judgements about those matters and/or seek independent advice. You assume all risks associated with use of the data provided on this page.



Race Results



December 13, 2019, Race 5, SPECIALTY SEEDS NZ LTD HANDICAP TROT, Distance 2600m, Addington - Survey 3200m

Result	TAB no.	Horse (Barrier)	2600 to	2400m to
7th	1	Gin Rummy (2)	2400m	2200m
		Position in running (margin)	-	5(8.8)
		Sectional time (s)	17.42	15.40
		Cumulative time (s)	203.93	186.51
		Speed (m/s)	11.48	12.99
		Stride length (m)	5.88	6.54
		Stride duration (s)	0.486	0.503
		Stride efficiency (%)	54.08	66.76
		Stride count	34.00	30.60

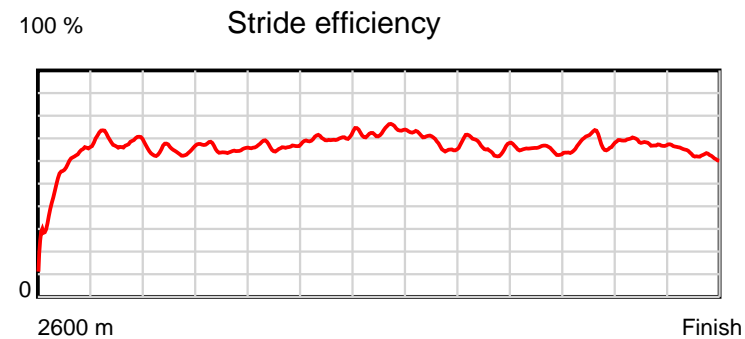
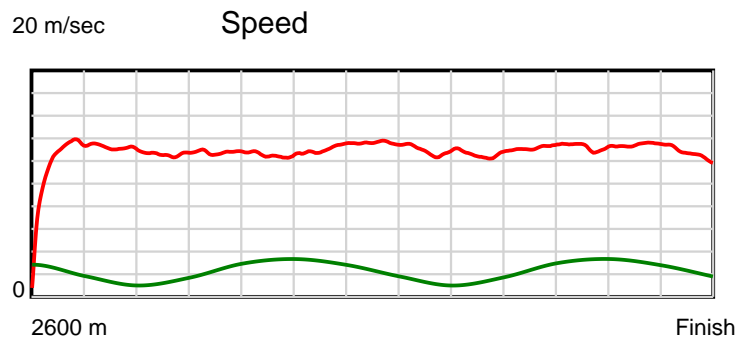
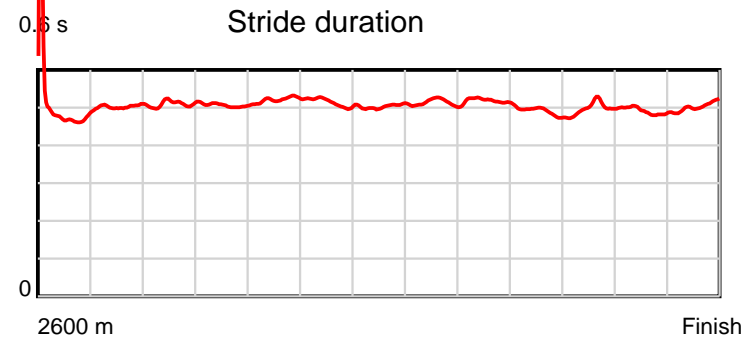
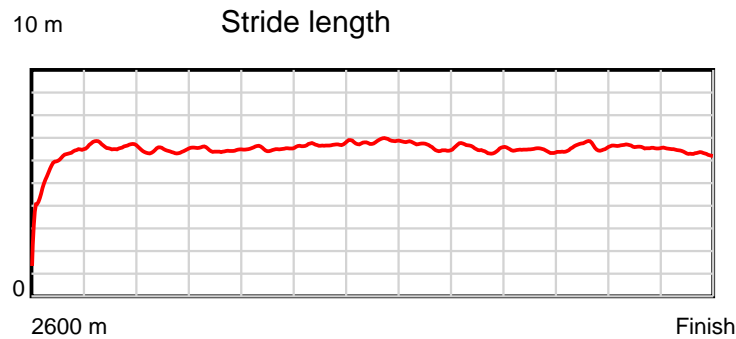
Disclaimer.

HRNZ and NZMTC and Thoroughbred Ratings Pty Ltd accepts no responsibility for the completeness or accuracy of any of the information contained herein, and makes no representations about its suitability for any particular purpose. Users should make their own judgements about those matters and/or seek independent advice. You assume all risks associated with use of the data provided on this page.

Race Results

December 13, 2019, Race 5, SPECIALTY SEEDS NZ LTD HANDICAP TROT, Distance 2600m, Addington - Survey 3200m

Result	TAB no.	Horse (Barrier)	2200m to	2000m to	1800m to	1600m to	1400m to	1200m to	1000m to	800m to	600m to	400m to	200m to	Total or	Margin
7th	1	Gin Rummy (2)	2000m	1800m	1600m	1400m	1200m	1000m	800m	600m	400m	200m	WP	Average	
		Position in running (margin)	4(6.2)	3(5.3)	4(4.9)	4(4.6)	4(4.4)	5(4.1)	6(5.7)	6(6.8)	9(6.5)	7(9.1)	6(7.8)		13.20
		Sectional time (s)	15.56	15.60	16.09	15.68	14.81	15.59	15.84	15.19	15.44	15.29	16.02		
		Cumulative time (s)	171.11	155.55	139.95	123.86	108.18	93.37	77.78	61.94	46.75	31.31	16.02	3:23.93	
		Speed (m/s)	12.85	12.82	12.43	12.76	13.50	12.83	12.63	13.17	12.95	13.08	12.48	12.75	
		Stride length (m)	6.55	6.49	6.48	6.56	6.79	6.57	6.56	6.45	6.45	6.42	6.31	6.46	
		Stride duration (s)	0.510	0.506	0.521	0.514	0.503	0.512	0.519	0.490	0.498	0.491	0.505	0.507	
		Stride efficiency (%)	67.09	65.77	65.56	67.20	72.12	67.55	67.19	65.04	64.98	64.38	62.16	65.18	
		Stride count	30.52	30.83	30.88	30.50	29.44	30.42	30.50	31.00	31.01	31.16	31.71	402.57	



Note: Horizontal distance axis grid lines are 200m furlongs.

Disclaimer.

HRNZ and NZMTC and Thoroughbred Ratings Pty Ltd accepts no responsibility for the completeness or accuracy of any of the information contained herein, and makes no representations about its suitability for any particular purpose. Users should make their own judgements about those matters and/or seek independent advice. You assume all risks associated with use of the data provided on this page.



Race Results



December 13, 2019, Race 5, SPECIALTY SEEDS NZ LTD HANDICAP TROT, Distance 2600m, Addington - Survey 3200m

Result	TAB no.	Horse (Barrier)	2600 to	2400m to
8th	7	Idle Moose (4)	2400m	2200m
		Position in running (margin)	-	7(13.4)
		Sectional time (s)	18.00	15.70
		Cumulative time (s)	204.20	186.20
		Speed (m/s)	11.11	12.74
		Stride length (m)	5.82	6.20
		Stride duration (s)	0.472	0.486
		Stride efficiency (%)	52.99	60.00
		Stride count	34.34	32.28

Disclaimer.

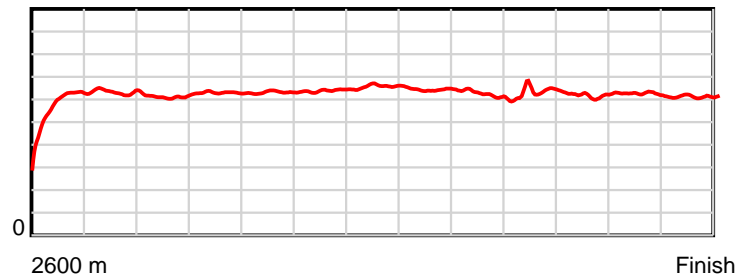
HRNZ and NZMTC and Thoroughbred Ratings Pty Ltd accepts no responsibility for the completeness or accuracy of any of the information contained herein, and makes no representations about its suitability for any particular purpose. Users should make their own judgements about those matters and/or seek independent advice. You assume all risks associated with use of the data provided on this page.

Race Results

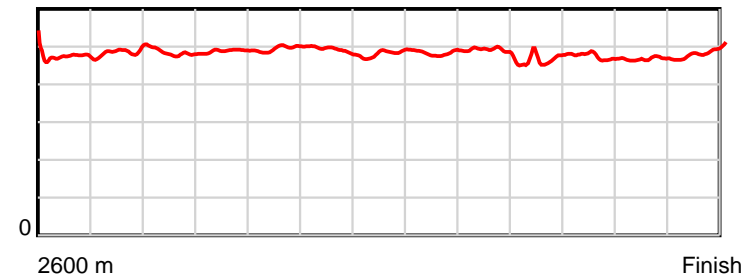
December 13, 2019, Race 5, SPECIALTY SEEDS NZ LTD HANDICAP TROT, Distance 2600m, Addington - Survey 3200m

Result	TAB no.	Horse (Barrier)	2200m to	2000m to	1800m to	1600m to	1400m to	1200m to	1000m to	800m to	600m to	400m to	200m to	Total or	Margin
8th	7	Idle Moose (4)	2000m	1800m	1600m	1400m	1200m	1000m	800m	600m	400m	200m	WP	Average	
		Position in running (margin)	7(12.6)	7(12.9)	7(11.7)	7(10.5)	8(10.8)	8(9.4)	8(9.1)	9(9.4)	7(6.2)	9(10.7)	8(10.8)		14.60
		Sectional time (s)	15.74	15.47	15.96	15.73	14.64	15.27	15.70	14.71	15.74	15.54	16.00		
		Cumulative time (s)	170.50	154.76	139.29	123.33	107.60	92.96	77.69	61.99	47.28	31.54	16.00	3:24.20	
		Speed (m/s)	12.71	12.93	12.53	12.71	13.66	13.10	12.74	13.60	12.71	12.87	12.50	12.73	
		Stride length (m)	6.15	6.32	6.20	6.25	6.59	6.33	6.22	6.33	6.01	6.01	6.10	6.19	
		Stride duration (s)	0.484	0.489	0.495	0.492	0.482	0.484	0.489	0.466	0.473	0.467	0.488	0.486	
		Stride efficiency (%)	59.06	62.34	60.11	61.13	67.81	62.67	60.55	62.60	56.52	56.41	58.24	59.88	
		Stride count	32.53	31.67	32.25	31.98	30.36	31.58	32.13	31.60	33.25	33.29	32.76	420.02	

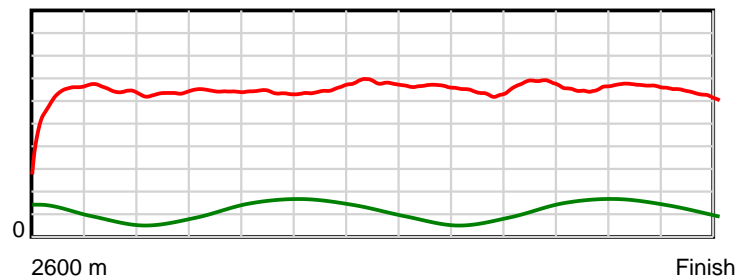
10 m Stride length



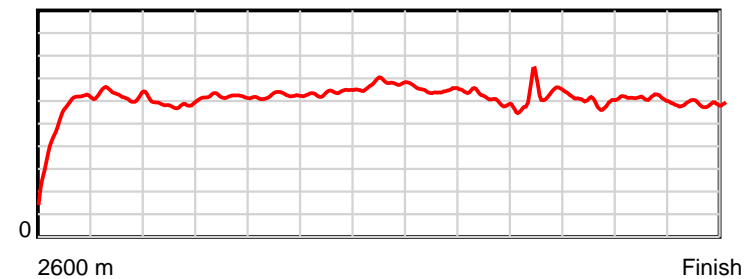
0.6 s Stride duration



20 m/sec Speed



100 % Stride efficiency



Note: Horizontal distance axis grid lines are 200m furlongs.

Disclaimer.

HRNZ and NZMTC and Thoroughbred Ratings Pty Ltd accepts no responsibility for the completeness or accuracy of any of the information contained herein, and makes no representations about its suitability for any particular purpose. Users should make their own judgements about those matters and/or seek independent advice. You assume all risks associated with use of the data provided on this page.



Race Results



December 13, 2019, Race 5, SPECIALTY SEEDS NZ LTD HANDICAP TROT, Distance 2600m, Addington - Survey 3200m

Result	TAB no.	Horse (Barrier)	2600 to	2400m to
9th	10	Medusa (7)	2400m	2200m
		Position in running (margin)	-	9(24.5)
		Sectional time (s)	20.05	15.64
		Cumulative time (s)	204.33	184.28
		Speed (m/s)	9.97	12.79
		Stride length (m)	5.71	5.80
		Stride duration (s)	0.475	0.454
		Stride efficiency (%)	50.91	52.64
		Stride count	35.04	34.46

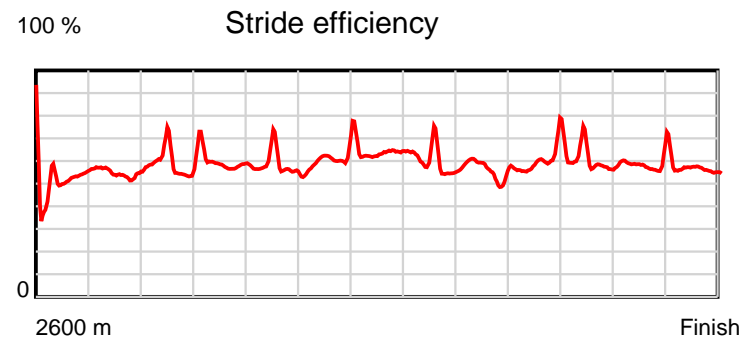
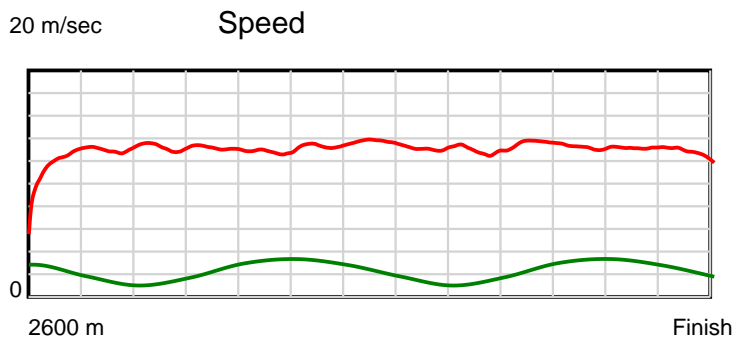
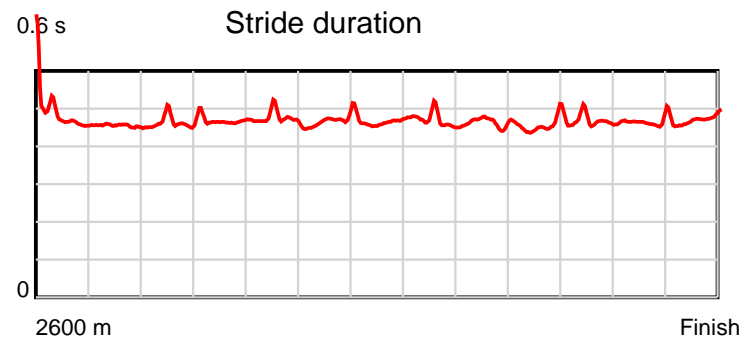
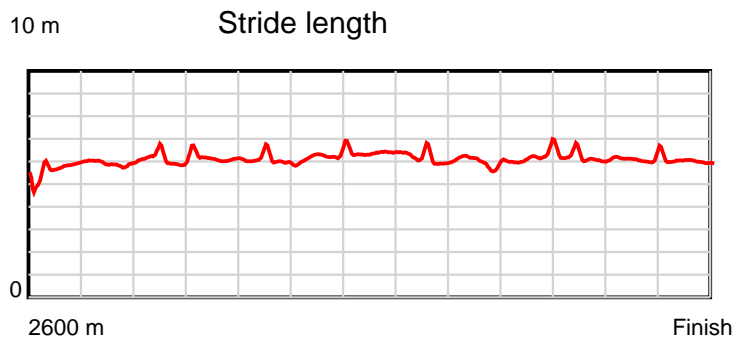
Disclaimer.

HRNZ and NZMTC and Thoroughbred Ratings Pty Ltd accepts no responsibility for the completeness or accuracy of any of the information contained herein, and makes no representations about its suitability for any particular purpose. Users should make their own judgements about those matters and/or seek independent advice. You assume all risks associated with use of the data provided on this page.

Race Results

December 13, 2019, Race 5, SPECIALTY SEEDS NZ LTD HANDICAP TROT, Distance 2600m, Addington - Survey 3200m

Result	TAB no.	Horse (Barrier)	2200m to	2000m to	1800m to	1600m to	1400m to	1200m to	1000m to	800m to	600m to	400m to	200m to	Total or	Margin
9th	10	Medusa (7)	2000m	1800m	1600m	1400m	1200m	1000m	800m	600m	400m	200m	WP	Average	
		Position in running (margin)	9(23.3)	9(19.5)	9(16.8)	9(14.7)	9(13.1)	9(11.7)	9(12.6)	10(12.1)	10(8.6)	8(10.6)	9(11.0)		15.30
		Sectional time (s)	15.07	15.22	15.80	15.43	14.63	15.48	15.56	14.65	15.35	15.57	15.88		
		Cumulative time (s)	168.64	153.57	138.35	122.55	107.12	92.49	77.01	61.45	46.80	31.45	15.88	3:24.33	
		Speed (m/s)	13.27	13.14	12.66	12.96	13.67	12.92	12.85	13.65	13.03	12.85	12.59	12.72	
		Stride length (m)	6.09	6.14	5.98	6.06	6.33	6.03	5.96	6.21	6.05	5.95	5.97	6.02	
		Stride duration (s)	0.459	0.467	0.472	0.467	0.463	0.467	0.464	0.455	0.464	0.464	0.474	0.473	
		Stride efficiency (%)	57.89	58.96	55.86	57.29	62.52	56.78	55.48	60.23	57.11	55.41	55.69	56.56	
		Stride count	32.86	32.56	33.45	33.03	31.62	33.18	33.56	32.22	33.08	33.59	33.50	432.15	



Note: Horizontal distance axis grid lines are 200m furlongs.

Disclaimer.

HRNZ and NZMTC and Thoroughbred Ratings Pty Ltd accepts no responsibility for the completeness or accuracy of any of the information contained herein, and makes no representations about its suitability for any particular purpose. Users should make their own judgements about those matters and/or seek independent advice. You assume all risks associated with use of the data provided on this page.



Race Results



December 13, 2019, Race 5, SPECIALTY SEEDS NZ LTD HANDICAP TROT, Distance 2600m, Addington - Survey 3200m

Result	TAB no.	Horse (Barrier)	2600 to	2400m to
10th	4	Zeddie Marit (9)	2400m	2200m
		Position in running (margin)	-	1(0.0)
		Sectional time (s)	15.75	17.27
		Cumulative time (s)	204.80	189.05
		Speed (m/s)	12.70	11.58
		Stride length (m)	5.60	5.20
		Stride duration (s)	0.442	0.449
		Stride efficiency (%)	49.07	42.32
		Stride count	35.69	38.43

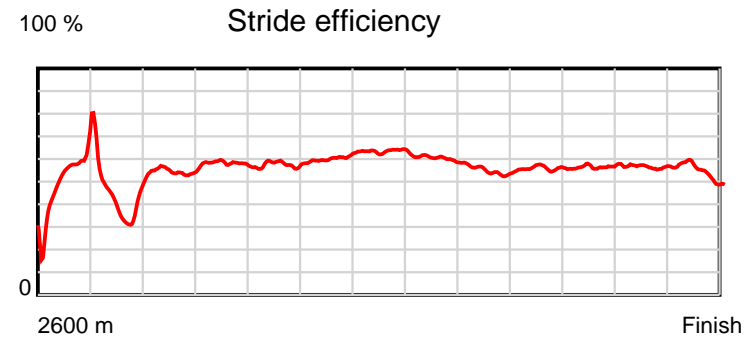
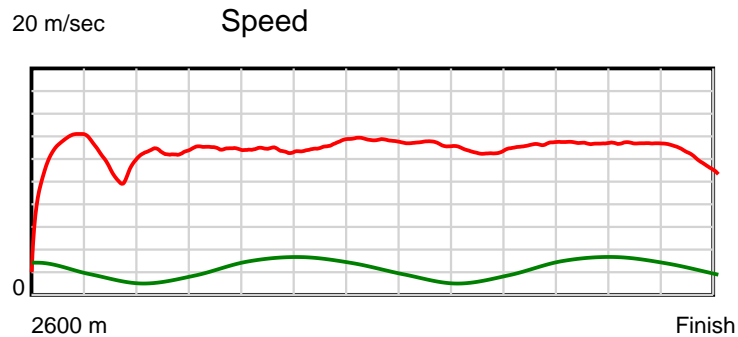
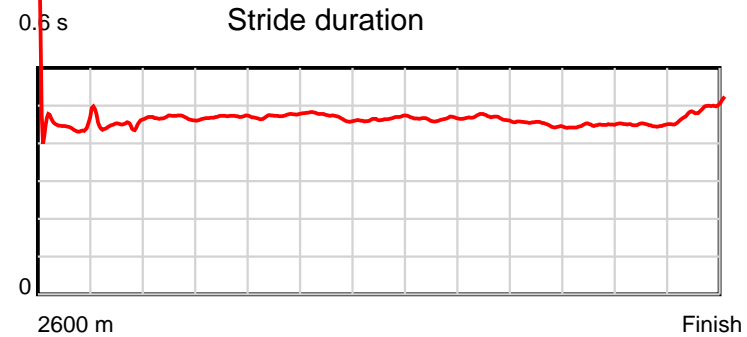
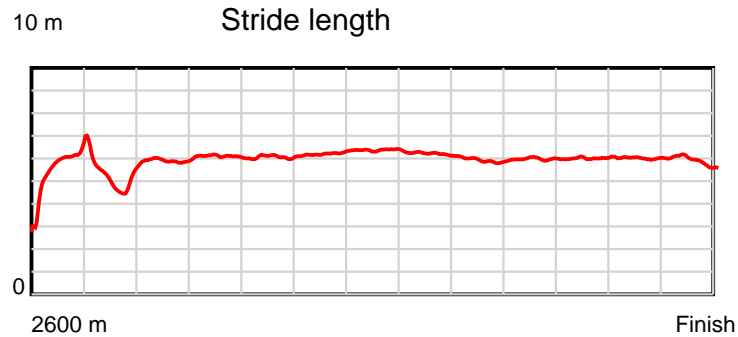
Disclaimer.

HRNZ and NZMTC and Thoroughbred Ratings Pty Ltd accepts no responsibility for the completeness or accuracy of any of the information contained herein, and makes no representations about its suitability for any particular purpose. Users should make their own judgements about those matters and/or seek independent advice. You assume all risks associated with use of the data provided on this page.

Race Results

December 13, 2019, Race 5, SPECIALTY SEEDS NZ LTD HANDICAP TROT, Distance 2600m, Addington - Survey 3200m

Result	TAB no.	Horse (Barrier)	2200m to	2000m to	1800m to	1600m to	1400m to	1200m to	1000m to	800m to	600m to	400m to	200m to	Total or	Margin
10th	4	Zeddie Marit (9)	2000m	1800m	1600m	1400m	1200m	1000m	800m	600m	400m	200m	WP	Average	
		Position in running (margin)	5(8.6)	5(8.3)	5(7.6)	5(6.1)	5(5.9)	6(5.1)	5(4.8)	5(5.5)	6(4.5)	5(7.1)	7(8.2)		17.80
		Sectional time (s)	15.64	15.57	15.89	15.66	14.73	15.28	15.76	15.07	15.44	15.71	17.03		
		Cumulative time (s)	171.78	156.14	140.57	124.68	109.02	94.29	79.01	63.25	48.18	32.74	17.03	3:24.80	
		Speed (m/s)	12.79	12.85	12.59	12.77	13.58	13.09	12.69	13.27	12.95	12.73	11.74	12.70	
		Stride length (m)	5.99	6.04	5.95	6.02	6.32	6.08	5.94	5.98	5.81	5.71	5.81	5.87	
		Stride duration (s)	0.468	0.470	0.473	0.471	0.465	0.465	0.468	0.451	0.448	0.449	0.495	0.462	
		Stride efficiency (%)	56.02	57.07	55.34	56.63	62.37	57.81	55.05	55.93	52.71	50.96	52.72	53.83	
		Stride count	33.40	33.09	33.61	33.22	31.66	32.88	33.70	33.43	34.43	35.02	34.43	442.99	



Note: Horizontal distance axis grid lines are 200m furlongs.

Disclaimer.

HRNZ and NZMTC and Thoroughbred Ratings Pty Ltd accepts no responsibility for the completeness or accuracy of any of the information contained herein, and makes no representations about its suitability for any particular purpose. Users should make their own judgements about those matters and/or seek independent advice. You assume all risks associated with use of the data provided on this page.



Race Results



December 13, 2019, Race 5, SPECIALTY SEEDS NZ LTD HANDICAP TROT, Distance 2600m, Addington - Survey 3200m

Result	TAB no.	Horse (Barrier)	2600 to	2400m to
11th	3	Missie Castlet... (8)	2400m	2200m
		Position in running (margin)	-	11(54.9)
		Sectional time (s)	24.98	15.69
		Cumulative time (s)	211.04	186.06
		Speed (m/s)	8.01	12.75
		Stride length (m)	3.87	5.54
		Stride duration (s)	0.475	0.435
		Stride efficiency (%)	23.38	47.93
		Stride count	51.71	36.11

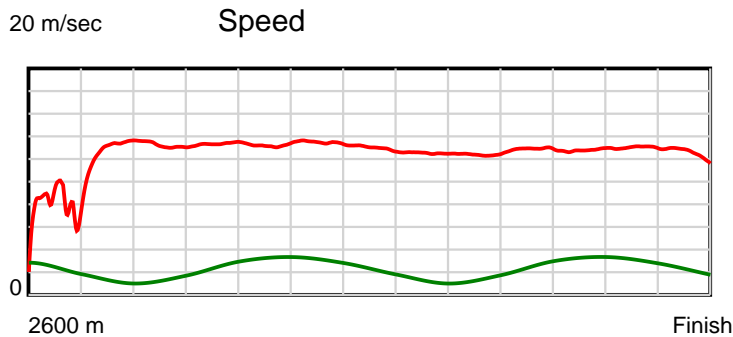
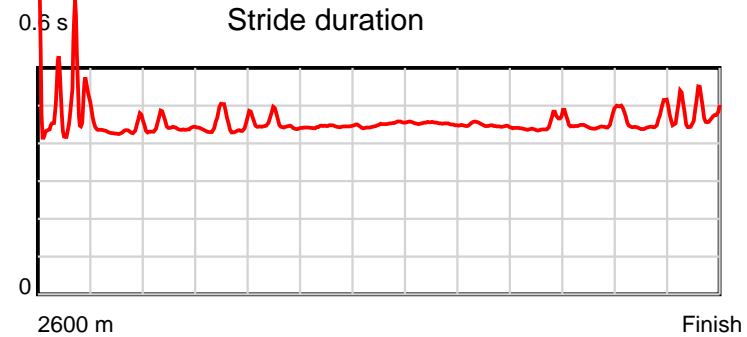
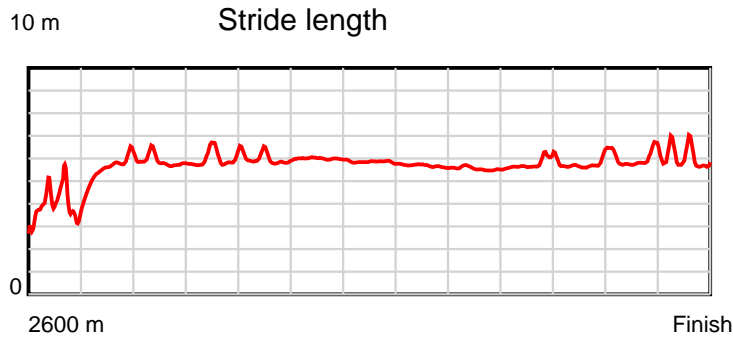
Disclaimer.

HRNZ and NZMTC and Thoroughbred Ratings Pty Ltd accepts no responsibility for the completeness or accuracy of any of the information contained herein, and makes no representations about its suitability for any particular purpose. Users should make their own judgements about those matters and/or seek independent advice. You assume all risks associated with use of the data provided on this page.

Race Results

December 13, 2019, Race 5, SPECIALTY SEEDS NZ LTD HANDICAP TROT, Distance 2600m, Addington - Survey 3200m

Result	TAB no.	Horse (Barrier)	2200m to	2000m to	1800m to	1600m to	1400m to	1200m to	1000m to	800m to	600m to	400m to	200m to	Total or	Margin
11th	3	Missie Castlet... (8)	2000m	1800m	1600m	1400m	1200m	1000m	800m	600m	400m	200m	WP	Average	
		Position in running (margin)	11(54.1)	11(49.7)	11(45.8)	11(40.0)	11(36.1)	11(39.1)	11(43.2)	11(44.6)	11(46.4)	11(50.6)	11(51.0)		50.70
		Sectional time (s)	14.97	15.03	15.17	15.06	15.36	16.02	15.88	15.54	15.70	15.59	16.05		
		Cumulative time (s)	170.37	155.40	140.37	125.20	110.14	94.78	78.76	62.88	47.34	31.64	16.05	3:31.04	
		Speed (m/s)	13.36	13.31	13.18	13.28	13.02	12.48	12.59	12.87	12.74	12.83	12.46	12.32	
		Stride length (m)	5.90	5.96	5.91	5.91	5.86	5.65	5.64	5.74	5.71	5.86	5.89	5.58	
		Stride duration (s)	0.442	0.447	0.448	0.445	0.450	0.453	0.447	0.446	0.448	0.456	0.473	0.453	
		Stride efficiency (%)	54.44	55.43	54.50	54.53	53.61	49.94	49.65	51.50	50.87	53.60	54.30	48.65	
		Stride count	33.89	33.58	33.87	33.86	34.15	35.38	35.48	34.84	35.05	34.15	33.93	466.00	



Note: Horizontal distance axis grid lines are 200m furlongs.

Disclaimer.

HRNZ and NZMTC and Thoroughbred Ratings Pty Ltd accepts no responsibility for the completeness or accuracy of any of the information contained herein, and makes no representations about its suitability for any particular purpose. Users should make their own judgements about those matters and/or seek independent advice. You assume all risks associated with use of the data provided on this page.