



Race Results

NZ Metropolitan Trotting Club Inc, HRNZ, December 13, 2019

Compilation date: December 13, 2019, 9:29:40 PM (NZDT)

Copyright © 2019 HRNZ and NZMTC. All rights reserved.

Trademarks.

StrideMASTER is a registered trademark of Thoroughbred Ratings Pty Ltd.

Disclaimer.

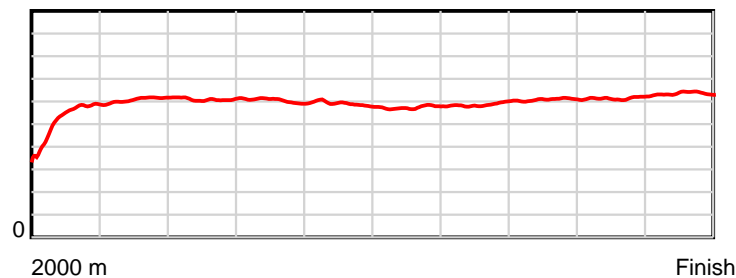
HRNZ and NZMTC and Thoroughbred Ratings Pty Ltd accepts no responsibility for the completeness or accuracy of any of the information contained herein, and makes no representations about its suitability for any particular purpose. Users should make their own judgements about those matters and/or seek independent advice. You assume all risks associated with use of the data provided on this page.

Race Results

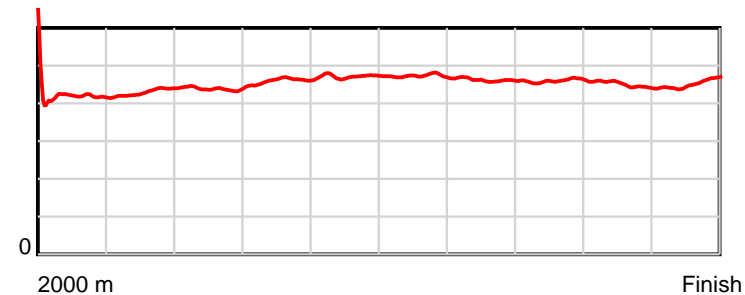
December 13, 2019, Race 8, , Distance 2000m, Addington - Survey 3200m

Result	TAB no.	Horse (Barrier)	2000 to	1800m to	1600m to	1400m to	1200m to	1000m to	800m to	600m to	400m to	200m to	Total or	Margin
1st	17	One Majic Kenn... (2)	1800m	1600m	1400m	1200m	1000m	800m	600m	400m	200m	WP	Average	
		Position in running (margin)	-	5(7.1)	2(1.9)	1(0.0)	1(0.0)	1(0.0)	1(0.0)	1(0.0)	1(0.0)	1(0.0)		0.00
		Sectional time (s)	18.00	14.59	14.53	15.25	16.07	16.49	15.72	15.18	14.66	14.25		
		Cumulative time (s)	154.74	136.74	122.15	107.62	92.37	76.30	59.81	44.09	28.91	14.25	2:34.74	
		Speed (m/s)	11.11	13.71	13.76	13.11	12.45	12.13	12.72	13.18	13.64	14.04	12.93	
		Stride length (m)	5.21	5.89	6.05	6.04	5.87	5.73	5.88	6.05	6.13	6.37	5.91	
		Stride duration (s)	0.413	0.430	0.439	0.461	0.472	0.472	0.462	0.459	0.449	0.454	0.457	
		Stride efficiency (%)	42.48	54.30	57.19	57.07	53.89	51.25	54.02	57.25	58.72	63.49	54.55	
		Stride count	38.36	33.93	33.06	33.09	34.06	34.92	34.02	33.04	32.63	31.38	338.49	

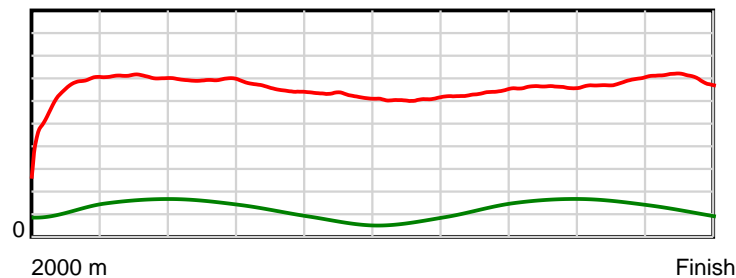
10 m Stride length



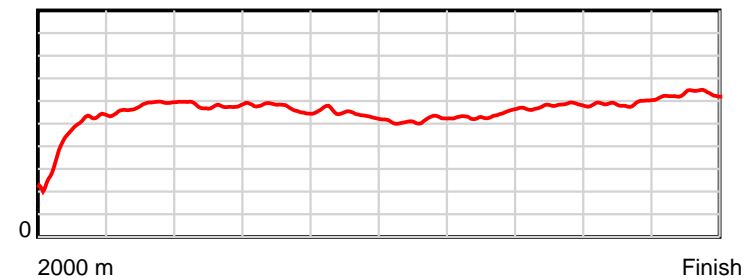
0.6 s Stride duration



20 m/sec Speed



100 % Stride efficiency



Note: Horizontal distance axis grid lines are 200m furlongs.

Disclaimer.

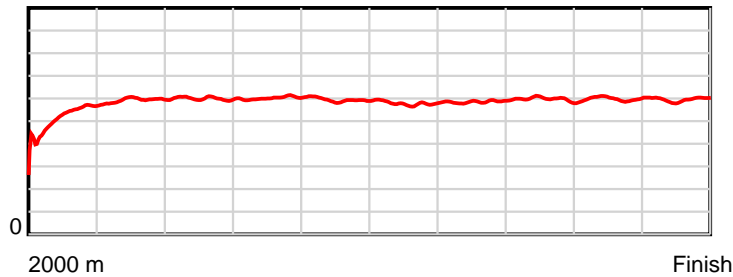
HRNZ and NZMTC and Thoroughbred Ratings Pty Ltd accepts no responsibility for the completeness or accuracy of any of the information contained herein, and makes no representations about its suitability for any particular purpose. Users should make their own judgements about those matters and/or seek independent advice. You assume all risks associated with use of the data provided on this page.

Race Results

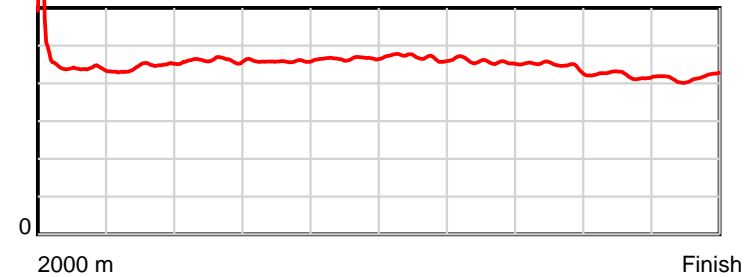
December 13, 2019, Race 8, , Distance 2000m, Addington - Survey 3200m

Result	TAB no.	Horse (Barrier)	2000 to	1800m to	1600m to	1400m to	1200m to	1000m to	800m to	600m to	400m to	200m to	Total or	Margin
2nd	5	Majestic Sunse... (8)	1800m	1600m	1400m	1200m	1000m	800m	600m	400m	200m	WP	Average	
		Position in running (margin)	-	4(6.4)	4(4.7)	4(7.8)	4(8.1)	5(6.9)	6(6.6)	8(6.3)	6(5.8)	5(3.9)		1.20
		Sectional time (s)	17.85	15.16	15.37	15.31	15.87	16.43	15.68	15.10	14.34	13.86		
		Cumulative time (s)	154.97	137.12	121.96	106.59	91.28	75.41	58.98	43.30	28.20	13.86	2:34.97	
		Speed (m/s)	11.21	13.19	13.01	13.06	12.60	12.17	12.76	13.25	13.95	14.43	12.91	
		Stride length (m)	5.09	5.84	6.01	5.99	5.87	5.70	5.84	5.91	5.88	6.01	5.80	
		Stride duration (s)	0.447	0.443	0.462	0.458	0.466	0.468	0.458	0.446	0.421	0.416	0.449	
		Stride efficiency (%)	40.50	53.28	56.37	56.02	53.84	50.80	53.32	54.62	53.95	56.41	52.58	
		Stride count	39.29	34.25	33.30	33.40	34.07	35.08	34.24	33.83	34.04	33.29	344.79	

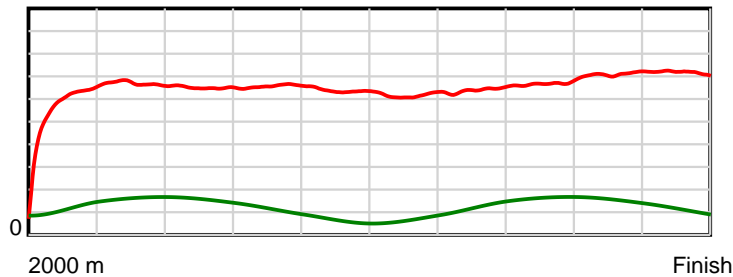
10 m Stride length



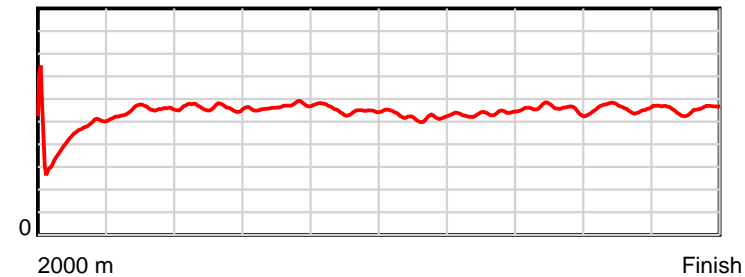
0.6 s Stride duration



20 m/sec Speed



100 % Stride efficiency



Note: Horizontal distance axis grid lines are 200m furlongs.

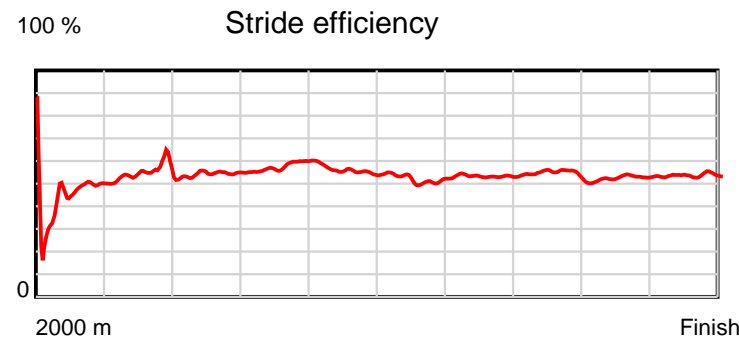
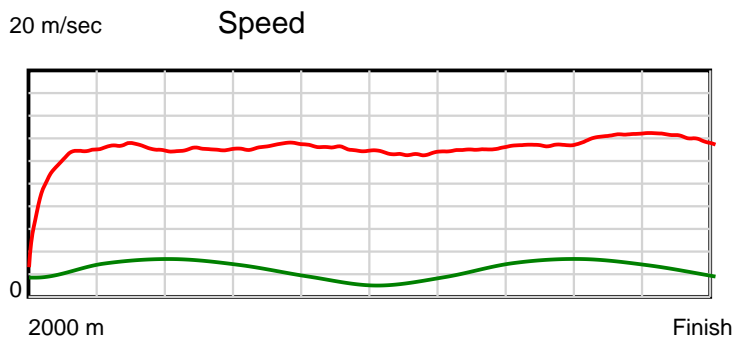
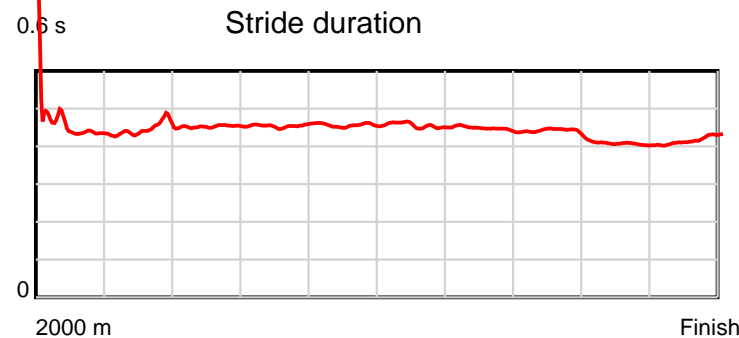
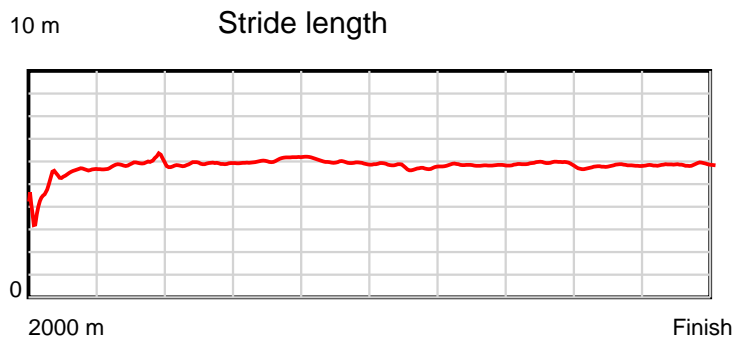
Disclaimer.

HRNZ and NZMTC and Thoroughbred Ratings Pty Ltd accepts no responsibility for the completeness or accuracy of any of the information contained herein, and makes no representations about its suitability for any particular purpose. Users should make their own judgements about those matters and/or seek independent advice. You assume all risks associated with use of the data provided on this page.

Race Results

December 13, 2019, Race 8, , Distance 2000m, Addington - Survey 3200m

Result	TAB no.	Horse (Barrier)	2000 to 1800m	1800m to 1600m	1600m to 1400m	1400m to 1200m	1200m to 1000m	1000m to 800m	800m to 600m	600m to 400m	400m to 200m	200m to WP	Total or Average	Margin
3rd	4	Rockpop (7)												
		Position in running (margin)	-	8(8.9)	6(8.1)	6(12.3)	7(11.2)	6(8.3)	5(5.8)	4(3.9)	4(4.3)	3(2.0)		1.50
		Sectional time (s)	18.18	15.31	15.56	15.06	15.58	16.08	15.40	15.25	14.28	14.32		
		Cumulative time (s)	155.02	136.84	121.53	105.97	90.91	75.33	59.25	43.85	28.60	14.32	2:35.02	
		Speed (m/s)	11.00	13.06	12.85	13.28	12.84	12.44	12.99	13.11	14.01	13.97	12.90	
		Stride length (m)	5.08	5.80	5.82	6.04	5.85	5.67	5.81	5.76	5.69	5.85	5.73	
		Stride duration (s)	0.450	0.444	0.453	0.455	0.456	0.456	0.447	0.439	0.407	0.419	0.444	
		Stride efficiency (%)	40.40	52.53	52.89	57.01	53.46	50.22	52.73	51.90	50.63	53.54	51.25	
		Stride count	39.33	34.49	34.38	33.11	34.19	35.28	34.43	34.70	35.14	34.17	349.22	



Note: Horizontal distance axis grid lines are 200m furlongs.

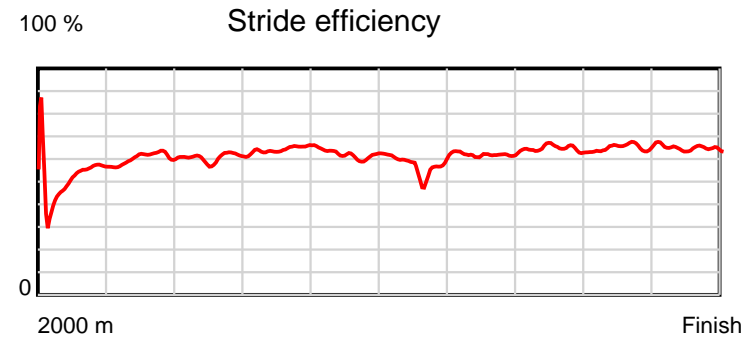
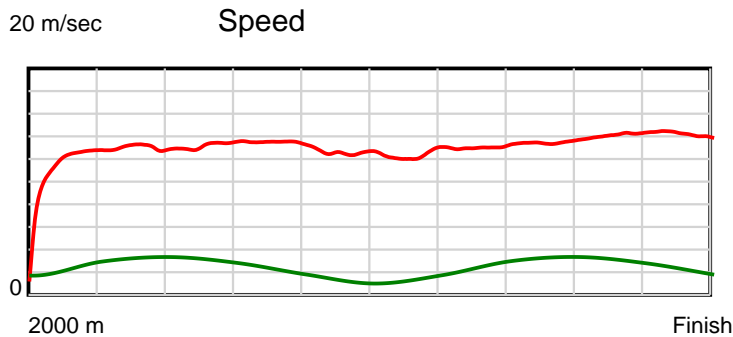
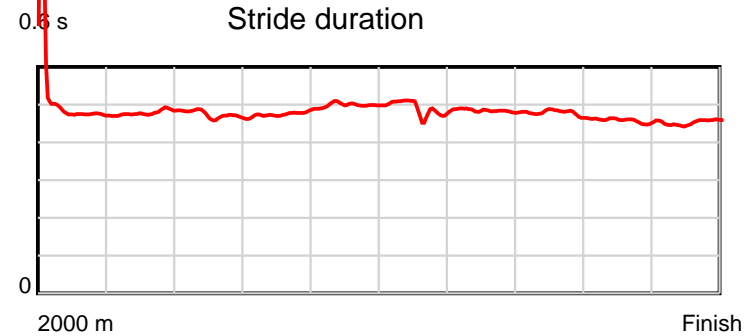
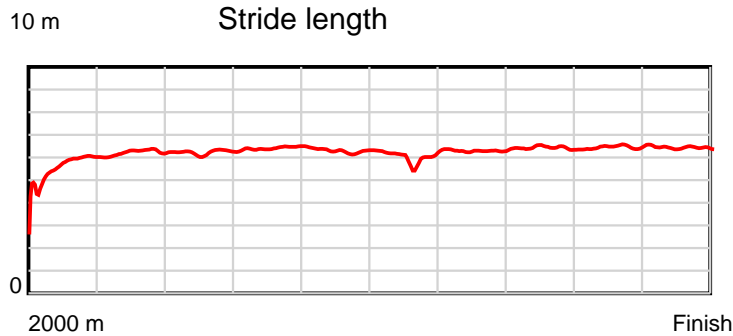
Disclaimer.

HRNZ and NZMTC and Thoroughbred Ratings Pty Ltd accepts no responsibility for the completeness or accuracy of any of the information contained herein, and makes no representations about its suitability for any particular purpose. Users should make their own judgements about those matters and/or seek independent advice. You assume all risks associated with use of the data provided on this page.

Race Results

December 13, 2019, Race 8, , Distance 2000m, Addington - Survey 3200m

Result	TAB no.	Horse (Barrier)	2000 to	1800m to	1600m to	1400m to	1200m to	1000m to	800m to	600m to	400m to	200m to	Total or	Margin
4th	6	Miss Moppet (9)	1800m	1600m	1400m	1200m	1000m	800m	600m	400m	200m	WP	Average	
		Position in running (margin)	-	9(10.6)	8(11.2)	7(13.2)	6(10.2)	7(8.8)	7(7.6)	7(5.6)	7(6.2)	6(5.5)		3.80
		Sectional time (s)	18.51	15.55	15.18	14.76	15.83	16.30	15.39	15.29	14.54	14.11		
		Cumulative time (s)	155.46	136.95	121.40	106.22	91.46	75.63	59.33	43.94	28.65	14.11	2:35.46	
		Speed (m/s)	10.81	12.86	13.18	13.55	12.63	12.27	13.00	13.08	13.76	14.17	12.87	
		Stride length (m)	5.53	6.15	6.23	6.44	6.31	5.98	6.28	6.24	6.30	6.42	6.18	
		Stride duration (s)	0.481	0.478	0.473	0.475	0.499	0.487	0.484	0.477	0.458	0.453	0.480	
		Stride efficiency (%)	47.77	59.18	60.63	64.89	62.16	55.83	61.69	60.83	61.99	64.51	59.64	
		Stride count	36.17	32.50	32.11	31.04	31.71	33.46	31.83	32.05	31.75	31.13	323.75	



Note: Horizontal distance axis grid lines are 200m furlongs.

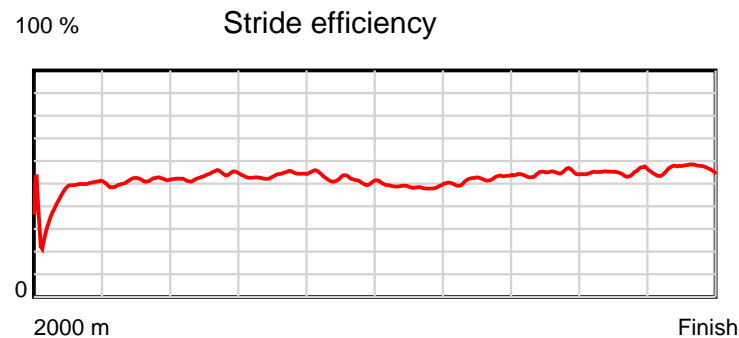
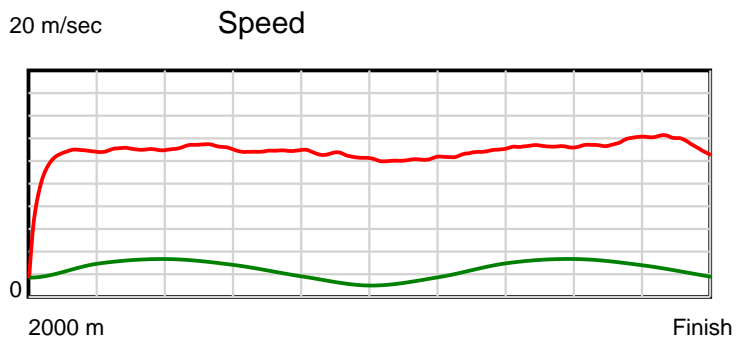
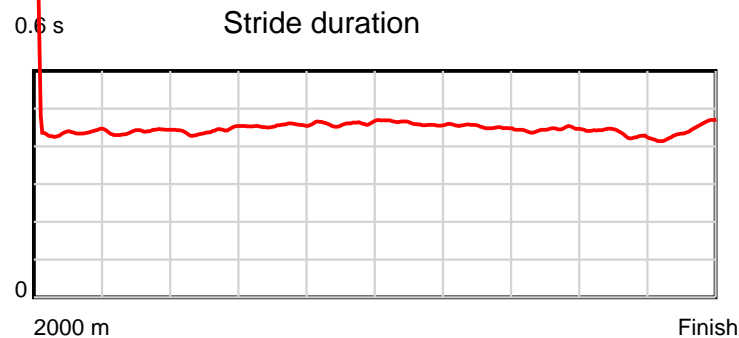
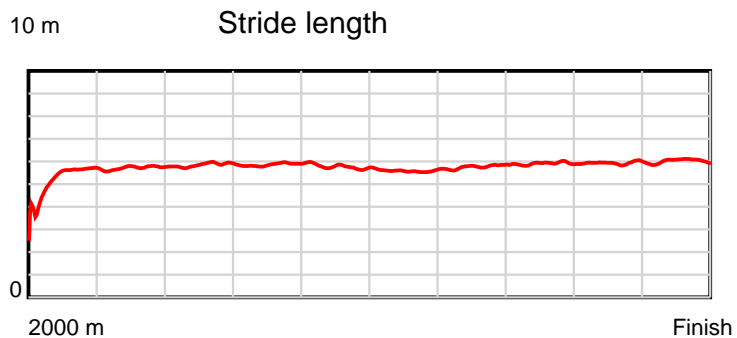
Disclaimer.

HRNZ and NZMTC and Thoroughbred Ratings Pty Ltd accepts no responsibility for the completeness or accuracy of any of the information contained herein, and makes no representations about its suitability for any particular purpose. Users should make their own judgements about those matters and/or seek independent advice. You assume all risks associated with use of the data provided on this page.

Race Results

December 13, 2019, Race 8, , Distance 2000m, Addington - Survey 3200m

Result	TAB no.	Horse (Barrier)	2000 to 1800m	1800m to 1600m	1600m to 1400m	1400m to 1200m	1200m to 1000m	1000m to 800m	800m to 600m	600m to 400m	400m to 200m	200m to WP	Total or Average	Margin
5th	9	Sunny Bill (11)												
		Position in running (margin)	-	1(0.0)	1(0.0)	2(1.3)	2(2.3)	2(2.2)	2(2.2)	3(2.1)	3(2.1)	2(1.8)		3.80
		Sectional time (s)	16.73	15.45	15.06	15.43	16.06	16.49	15.70	15.17	14.62	14.75		
		Cumulative time (s)	155.46	138.73	123.28	108.22	92.79	76.73	60.24	44.54	29.37	14.75	2:35.46	
		Speed (m/s)	11.96	12.94	13.28	12.96	12.45	12.13	12.74	13.18	13.68	13.56	12.87	
		Stride length (m)	5.19	5.68	5.86	5.89	5.74	5.59	5.75	5.86	5.93	6.01	5.74	
		Stride duration (s)	0.436	0.439	0.441	0.455	0.461	0.461	0.452	0.445	0.434	0.443	0.446	
		Stride efficiency (%)	42.14	50.41	53.62	54.29	51.54	48.87	51.67	53.69	55.04	56.41	51.53	
		Stride count	38.51	35.21	34.14	33.93	34.83	35.76	34.78	34.12	33.70	33.29	348.27	



Note: Horizontal distance axis grid lines are 200m furlongs.

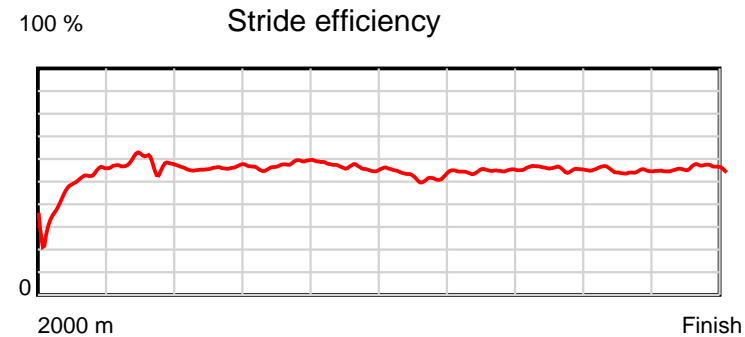
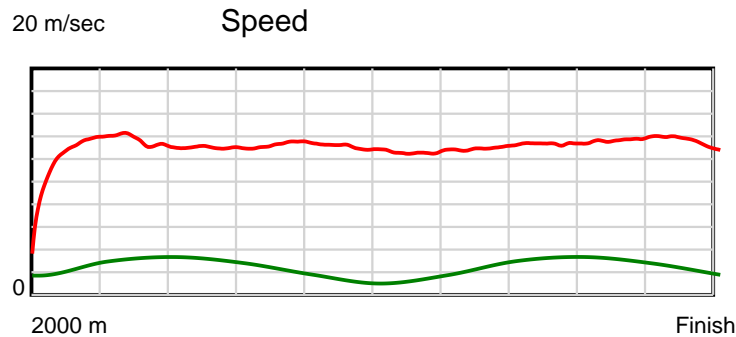
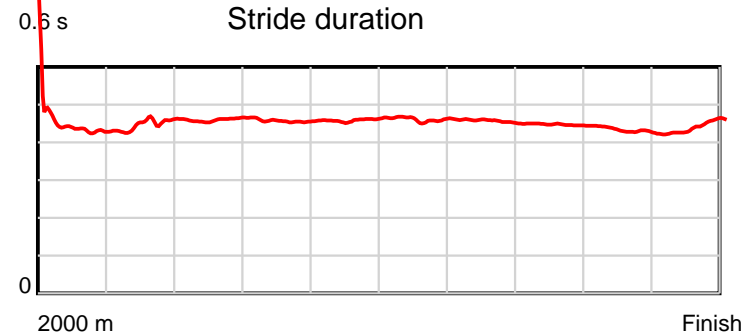
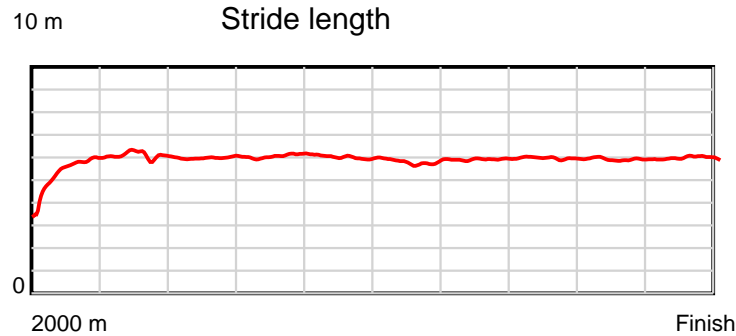
Disclaimer.

HRNZ and NZMTC and Thoroughbred Ratings Pty Ltd accepts no responsibility for the completeness or accuracy of any of the information contained herein, and makes no representations about its suitability for any particular purpose. Users should make their own judgements about those matters and/or seek independent advice. You assume all risks associated with use of the data provided on this page.

Race Results

December 13, 2019, Race 8, , Distance 2000m, Addington - Survey 3200m

Result	TAB no.	Horse (Barrier)	2000 to	1800m to	1600m to	1400m to	1200m to	1000m to	800m to	600m to	400m to	200m to	Total or	Margin
6th	18	Red Harbour (0)	1800m	1600m	1400m	1200m	1000m	800m	600m	400m	200m	WP	Average	
		Position in running (margin)	-	6(7.1)	5(5.7)	5(9.8)	5(9.4)	4(5.2)	3(3.7)	2(2.0)	2(2.1)	4(2.1)		4.80
		Sectional time (s)	18.00	15.21	15.54	15.18	15.36	16.25	15.43	15.20	14.66	14.81		
		Cumulative time (s)	155.64	137.64	122.43	106.89	91.71	76.35	60.10	44.67	29.47	14.81	2:35.64	
		Speed (m/s)	11.11	13.15	12.87	13.18	13.02	12.31	12.96	13.16	13.64	13.50	12.85	
		Stride length (m)	5.38	5.88	5.92	6.02	5.98	5.68	5.91	5.88	5.88	5.98	5.85	
		Stride duration (s)	0.446	0.447	0.460	0.457	0.459	0.461	0.456	0.447	0.431	0.443	0.455	
		Stride efficiency (%)	45.30	54.09	54.77	56.67	55.81	50.33	54.65	54.06	54.06	55.97	53.42	
		Stride count	37.15	33.99	33.78	33.21	33.47	35.24	33.82	34.00	34.00	33.42	342.08	



Note: Horizontal distance axis grid lines are 200m furlongs.

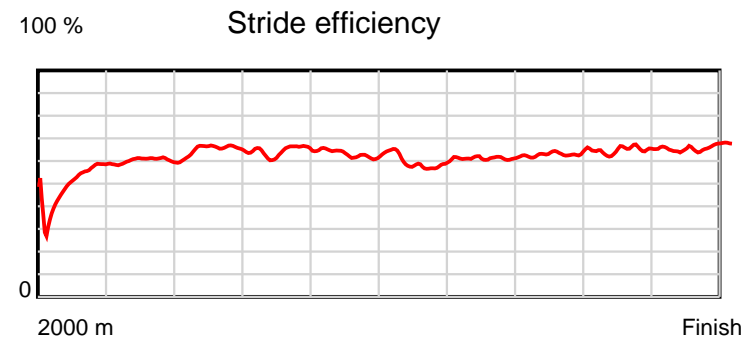
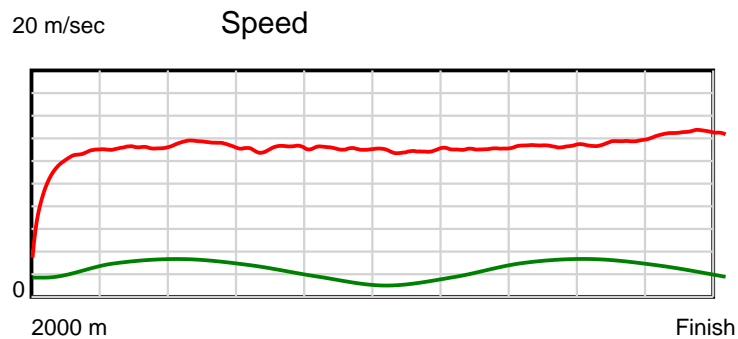
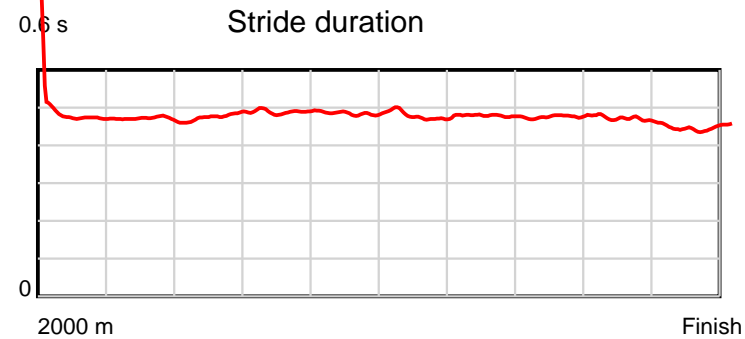
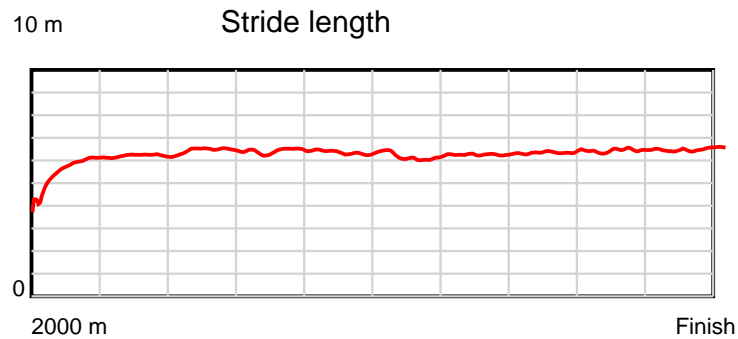
Disclaimer.

HRNZ and NZMTC and Thoroughbred Ratings Pty Ltd accepts no responsibility for the completeness or accuracy of any of the information contained herein, and makes no representations about its suitability for any particular purpose. Users should make their own judgements about those matters and/or seek independent advice. You assume all risks associated with use of the data provided on this page.

Race Results

December 13, 2019, Race 8, , Distance 2000m, Addington - Survey 3200m

Result	TAB no.	Horse (Barrier)	2000 to 1800m	1800m to 1600m	1600m to 1400m	1400m to 1200m	1200m to 1000m	1000m to 800m	800m to 600m	600m to 400m	400m to 200m	200m to WP	Total or Average	Margin
7th	16	One Over Da So... (3)												
		Position in running (margin)	-	10(12.8)	11(15.6)	10(17.5)	10(16.5)	10(13.6)	9(9.8)	9(6.8)	11(9.7)	11(11.0)		5.60
		Sectional time (s)	18.91	15.90	15.17	15.09	15.59	15.85	15.24	15.66	14.87	13.53		
		Cumulative time (s)	155.81	136.90	121.00	105.83	90.74	75.15	59.30	44.06	28.40	13.53	2:35.81	
		Speed (m/s)	10.58	12.58	13.18	13.25	12.83	12.62	13.12	12.77	13.45	14.78	12.84	
		Stride length (m)	5.57	5.92	6.29	6.49	6.22	6.03	6.27	6.09	6.27	6.61	6.16	
		Stride duration (s)	0.482	0.471	0.477	0.490	0.485	0.478	0.478	0.477	0.466	0.447	0.480	
		Stride efficiency (%)	48.54	54.73	61.84	65.85	60.41	56.82	61.47	58.04	61.46	68.34	59.38	
		Stride count	35.88	33.79	31.79	30.81	32.17	33.17	31.89	32.82	31.89	30.24	324.45	



Note: Horizontal distance axis grid lines are 200m furlongs.

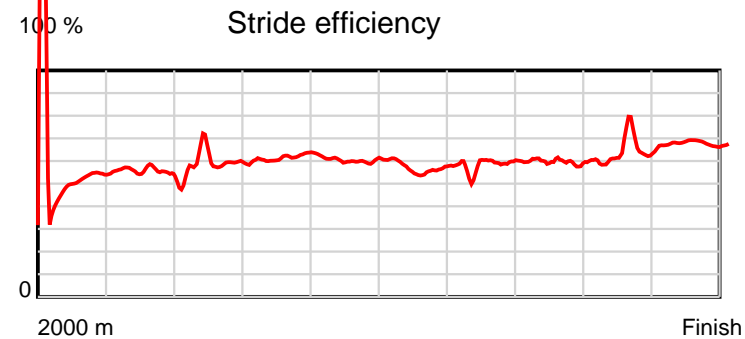
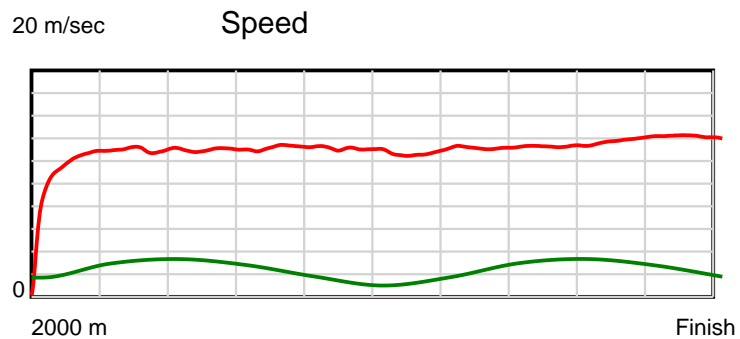
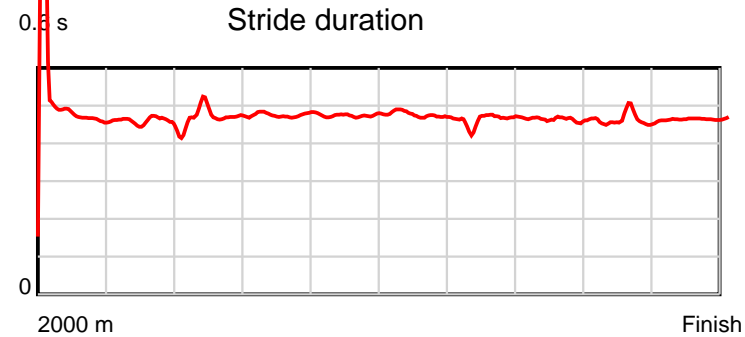
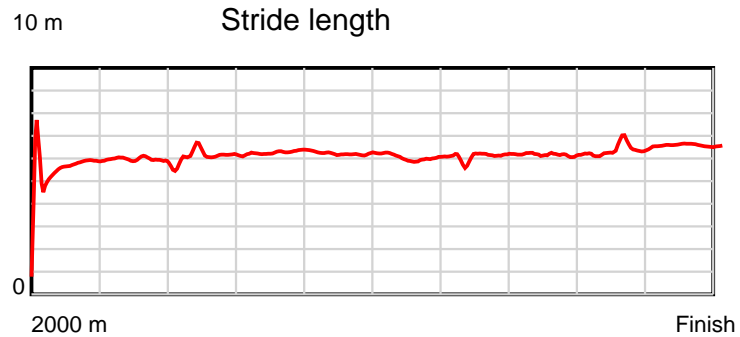
Disclaimer.

HRNZ and NZMTC and Thoroughbred Ratings Pty Ltd accepts no responsibility for the completeness or accuracy of any of the information contained herein, and makes no representations about its suitability for any particular purpose. Users should make their own judgements about those matters and/or seek independent advice. You assume all risks associated with use of the data provided on this page.

Race Results

December 13, 2019, Race 8, , Distance 2000m, Addington - Survey 3200m

Result	TAB no.	Horse (Barrier)	2000 to	1800m to	1600m to	1400m to	1200m to	1000m to	800m to	600m to	400m to	200m to	Total or	Margin
8th	13	Blink N Bones (13)	1800m	1600m	1400m	1200m	1000m	800m	600m	400m	200m	WP	Average	
		Position in running (margin)	-	7(7.3)	7(9.6)	8(14.2)	9(13.6)	8(10.4)	8(8.1)	6(5.0)	8(7.2)	9(8.7)		6.60
		Sectional time (s)	17.95	15.83	15.61	15.16	15.54	16.10	15.20	15.55	14.91	14.13		
		Cumulative time (s)	155.98	138.03	122.20	106.59	91.43	75.89	59.79	44.59	29.04	14.13	2:35.98	
		Speed (m/s)	11.14	12.63	12.81	13.19	12.87	12.42	13.16	12.86	13.41	14.15	12.82	
		Stride length (m)	5.57	5.74	6.05	6.29	6.09	5.90	6.07	5.94	6.15	6.59	6.03	
		Stride duration (s)	0.495	0.454	0.472	0.477	0.473	0.475	0.461	0.462	0.458	0.465	0.470	
		Stride efficiency (%)	48.54	51.44	57.15	61.80	57.93	54.40	57.57	55.15	59.08	67.84	56.76	
		Stride count	35.88	34.86	33.07	31.80	32.85	33.90	32.95	33.66	32.53	30.35	331.85	



Note: Horizontal distance axis grid lines are 200m furlongs.

Disclaimer.

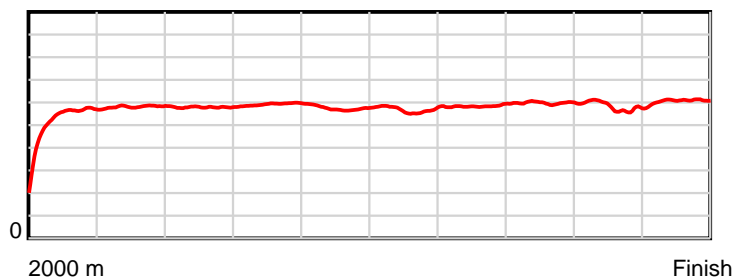
HRNZ and NZMTC and Thoroughbred Ratings Pty Ltd accepts no responsibility for the completeness or accuracy of any of the information contained herein, and makes no representations about its suitability for any particular purpose. Users should make their own judgements about those matters and/or seek independent advice. You assume all risks associated with use of the data provided on this page.

Race Results

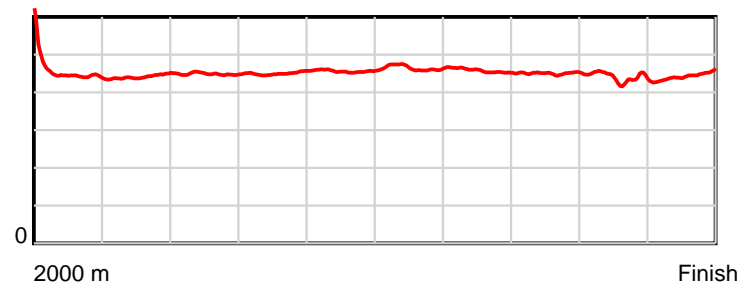
December 13, 2019, Race 8, , Distance 2000m, Addington - Survey 3200m

Result	TAB no.	Horse (Barrier)	2000 to	1800m to	1600m to	1400m to	1200m to	1000m to	800m to	600m to	400m to	200m to	Total or	Margin
9th	2	Midnight Assas... (5)	1800m	1600m	1400m	1200m	1000m	800m	600m	400m	200m	WP	Average	
		Position in running (margin)	-	2(2.8)	3(2.1)	3(6.1)	3(5.9)	3(5.1)	4(4.5)	5(4.1)	5(4.3)	7(6.7)		7.30
		Sectional time (s)	17.24	15.33	15.51	15.23	15.93	16.39	15.65	15.22	15.07	14.56		
		Cumulative time (s)	156.13	138.89	123.56	108.05	92.82	76.89	60.50	44.85	29.63	14.56	2:36.13	
		Speed (m/s)	11.60	13.05	12.89	13.13	12.55	12.20	12.78	13.14	13.27	13.74	12.81	
		Stride length (m)	5.32	5.76	5.78	5.91	5.73	5.68	5.84	5.92	5.83	6.11	5.78	
		Stride duration (s)	0.451	0.442	0.449	0.450	0.456	0.465	0.457	0.450	0.439	0.444	0.451	
		Stride efficiency (%)	44.15	51.84	52.29	54.67	51.27	50.34	53.26	54.78	53.14	58.25	52.22	
		Stride count	37.63	34.72	34.57	33.81	34.92	35.24	34.26	33.78	34.30	32.76	345.99	

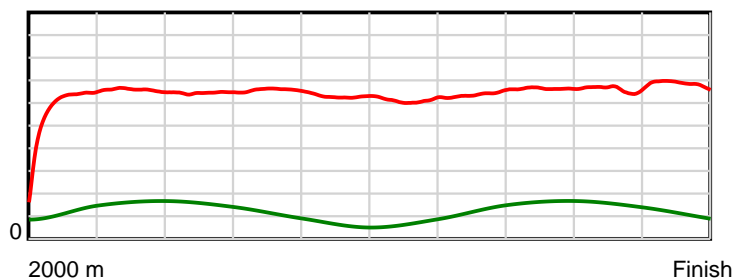
10 m Stride length



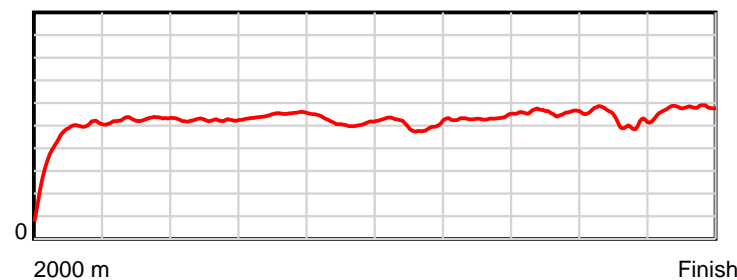
0.6 s Stride duration



20 m/sec Speed



100 % Stride efficiency



Note: Horizontal distance axis grid lines are 200m furlongs.

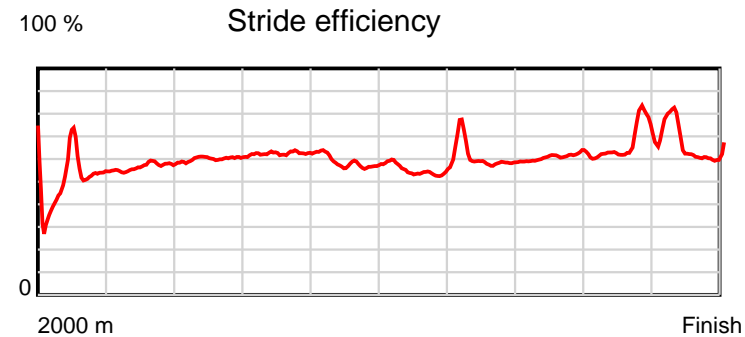
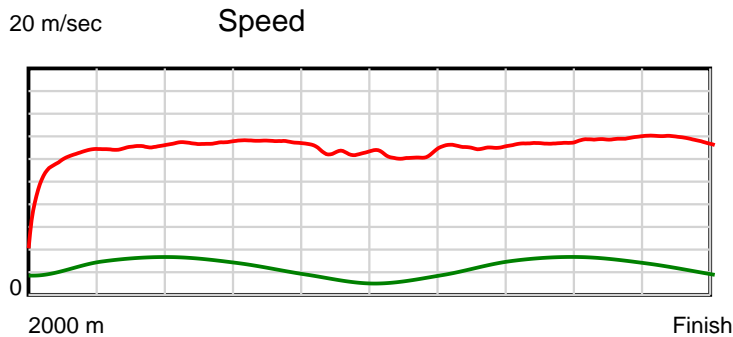
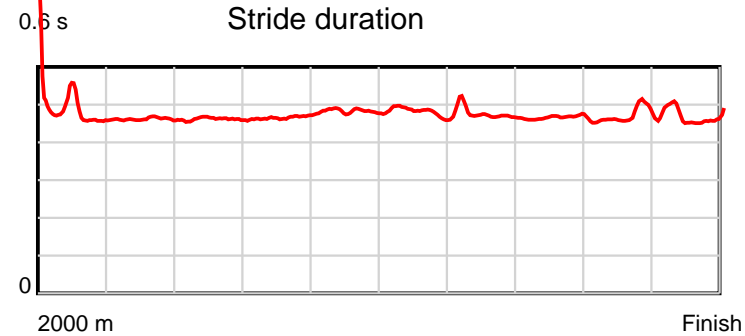
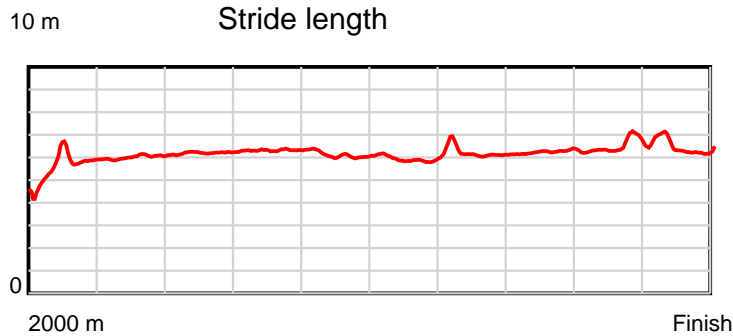
Disclaimer.

HRNZ and NZMTC and Thoroughbred Ratings Pty Ltd accepts no responsibility for the completeness or accuracy of any of the information contained herein, and makes no representations about its suitability for any particular purpose. Users should make their own judgements about those matters and/or seek independent advice. You assume all risks associated with use of the data provided on this page.

Race Results

December 13, 2019, Race 8, , Distance 2000m, Addington - Survey 3200m

Result	TAB no.	Horse (Barrier)	2000 to	1800m to	1600m to	1400m to	1200m to	1000m to	800m to	600m to	400m to	200m to	Total or	Margin
10th	14	Idle Stuartia (14)	1800m	1600m	1400m	1200m	1000m	800m	600m	400m	200m	WP	Average	
		Position in running (margin)	-	11(14.9)	9(14.3)	9(15.1)	8(12.1)	9(10.8)	10(10.0)	10(7.6)	9(7.9)	8(8.2)		8.30
		Sectional time (s)	19.28	15.35	14.98	14.75	15.86	16.35	15.32	15.23	14.71	14.49		
		Cumulative time (s)	156.32	137.04	121.69	106.71	91.96	76.10	59.75	44.43	29.20	14.49	2:36.32	
		Speed (m/s)	10.37	13.03	13.35	13.56	12.61	12.23	13.05	13.13	13.60	13.80	12.79	
		Stride length (m)	5.59	6.00	6.15	6.31	6.08	5.88	6.20	6.11	6.30	6.45	6.10	
		Stride duration (s)	0.477	0.461	0.461	0.465	0.482	0.481	0.475	0.465	0.463	0.467	0.477	
		Stride efficiency (%)	48.83	56.31	59.06	62.20	57.72	53.97	60.11	58.31	62.01	65.04	58.10	
		Stride count	35.78	33.32	32.53	31.70	32.91	34.03	32.25	32.74	31.75	31.00	328.01	



Note: Horizontal distance axis grid lines are 200m furlongs.

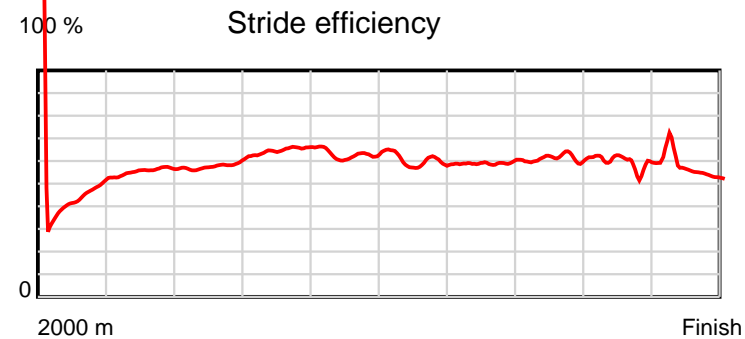
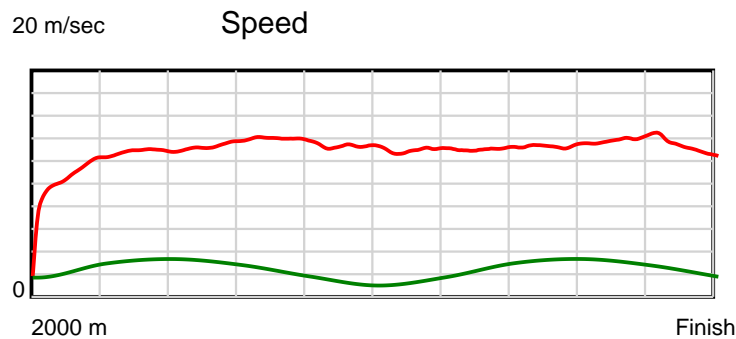
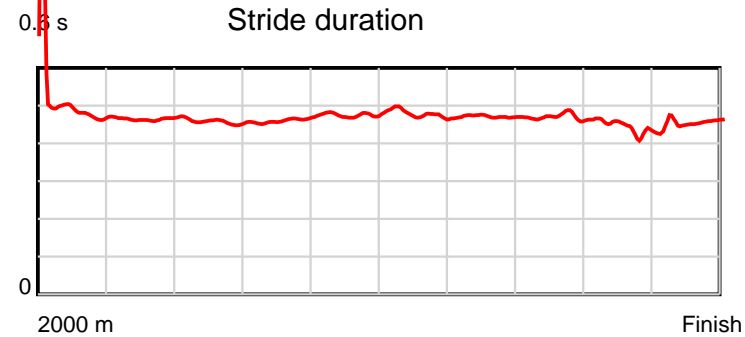
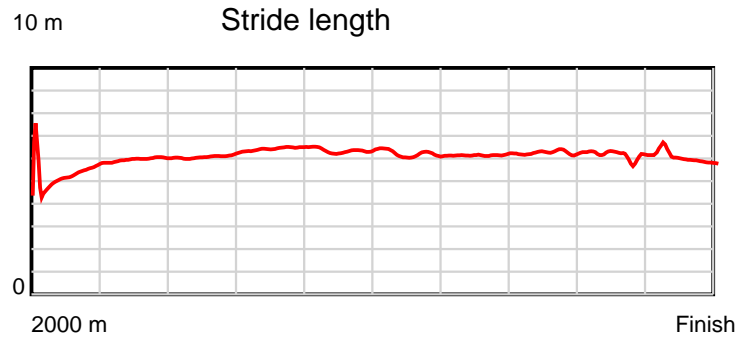
Disclaimer.

HRNZ and NZMTC and Thoroughbred Ratings Pty Ltd accepts no responsibility for the completeness or accuracy of any of the information contained herein, and makes no representations about its suitability for any particular purpose. Users should make their own judgements about those matters and/or seek independent advice. You assume all risks associated with use of the data provided on this page.

Race Results

December 13, 2019, Race 8, , Distance 2000m, Addington - Survey 3200m

Result	TAB no.	Horse (Barrier)	2000 to 1800m	1800m to 1600m	1600m to 1400m	1400m to 1200m	1200m to 1000m	1000m to 800m	800m to 600m	600m to 400m	400m to 200m	200m to WP	Total or Average	Margin
11th	15	Palisade (1)												
		Position in running (margin)	-	12(23.2)	12(24.7)	11(25.7)	11(19.6)	11(15.2)	11(11.6)	12(8.9)	12(10.6)	10(9.7)		12.00
		Sectional time (s)	20.63	15.71	15.01	14.24	15.33	15.90	15.26	15.47	14.51	14.96		
		Cumulative time (s)	157.02	136.39	120.68	105.67	91.43	76.10	60.20	44.94	29.47	14.96	2:37.02	
		Speed (m/s)	9.70	12.73	13.32	14.04	13.05	12.58	13.11	12.93	13.78	13.37	12.74	
		Stride length (m)	5.16	5.91	6.10	6.46	6.21	6.01	6.17	6.07	6.06	6.10	6.01	
		Stride duration (s)	0.487	0.465	0.458	0.460	0.476	0.478	0.471	0.469	0.440	0.456	0.472	
		Stride efficiency (%)	41.67	54.67	58.19	65.23	60.18	56.46	59.56	57.54	57.45	58.06	56.39	
		Stride count	38.73	33.81	32.77	30.96	32.23	33.27	32.40	32.96	32.99	32.81	332.93	



Note: Horizontal distance axis grid lines are 200m furlongs.

Disclaimer.

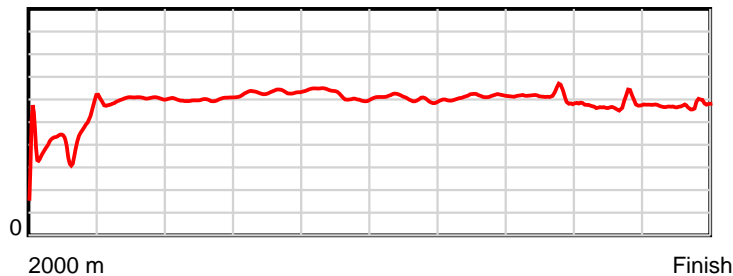
HRNZ and NZMTC and Thoroughbred Ratings Pty Ltd accepts no responsibility for the completeness or accuracy of any of the information contained herein, and makes no representations about its suitability for any particular purpose. Users should make their own judgements about those matters and/or seek independent advice. You assume all risks associated with use of the data provided on this page.

Race Results

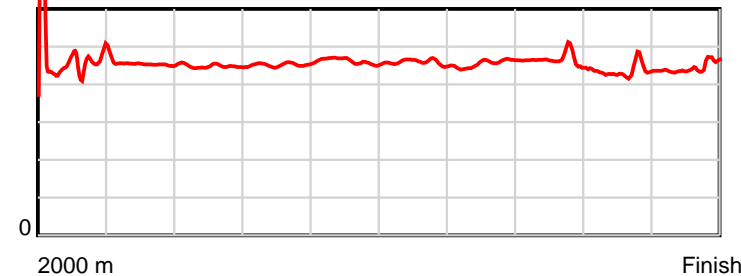
December 13, 2019, Race 8, , Distance 2000m, Addington - Survey 3200m

Result	TAB no.	Horse (Barrier)	2000 to 1800m	1800m to 1600m	1600m to 1400m	1400m to 1200m	1200m to 1000m	1000m to 800m	800m to 600m	600m to 400m	400m to 200m	200m to WP	Total or Average	Margin
12th	10	Global Flight (12)												
		Position in running (margin)	-	13(32.0)	13(30.4)	12(30.7)	12(25.5)	12(19.8)	12(13.1)	11(8.1)	10(8.4)	12(11.6)		16.60
		Sectional time (s)	22.06	15.17	14.91	14.39	15.12	15.37	14.90	15.23	15.20	15.54		
		Cumulative time (s)	157.89	135.83	120.66	105.75	91.36	76.24	60.87	45.97	30.74	15.54	2:37.89	
		Speed (m/s)	9.07	13.18	13.41	13.90	13.23	13.01	13.42	13.13	13.16	12.87	12.67	
		Stride length (m)	4.31	5.97	6.01	6.29	6.10	5.96	6.11	6.04	5.68	5.65	5.75	
		Stride duration (s)	0.464	0.453	0.448	0.453	0.461	0.458	0.455	0.460	0.432	0.439	0.454	
		Stride efficiency (%)	29.04	55.75	56.38	61.84	58.24	55.55	58.41	56.92	50.41	49.95	51.70	
		Stride count	46.40	33.48	33.30	31.79	32.76	33.54	32.71	33.14	35.21	35.38	347.71	

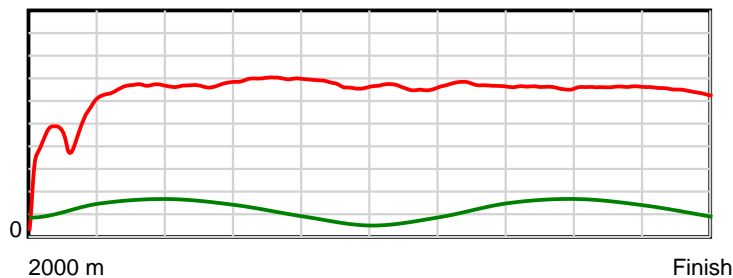
10 m Stride length



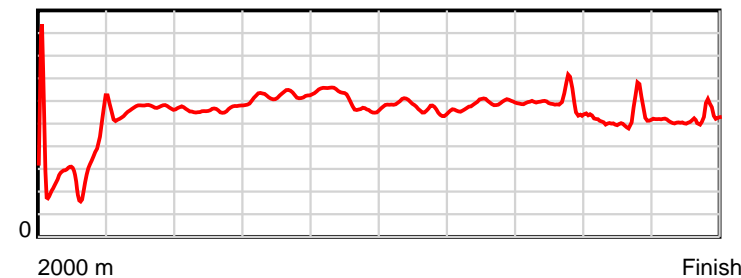
0.5 s Stride duration



20 m/sec Speed



100 % Stride efficiency



Note: Horizontal distance axis grid lines are 200m furlongs.

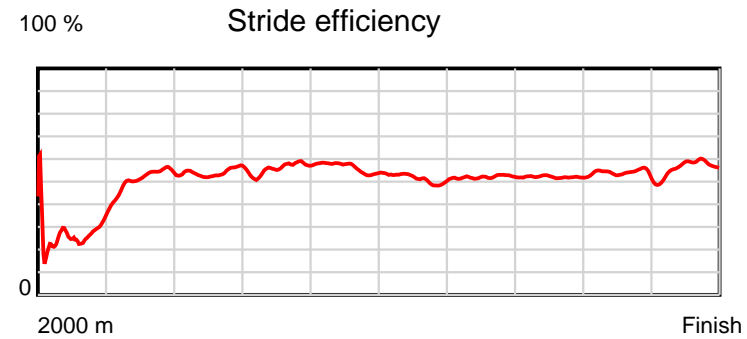
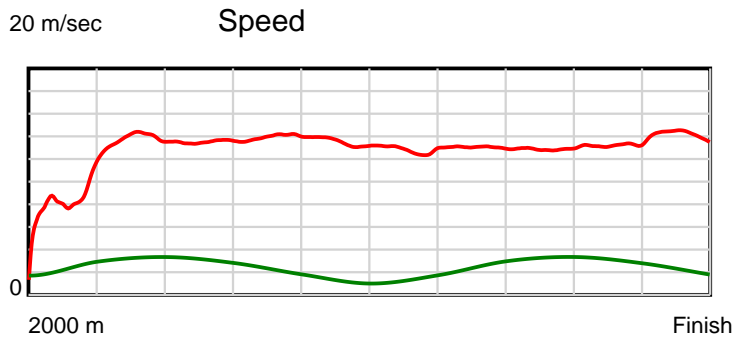
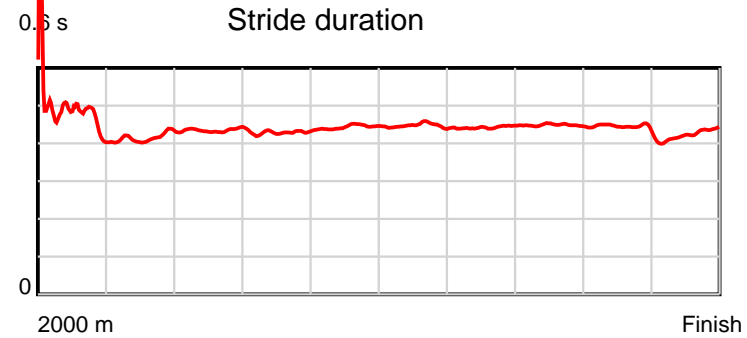
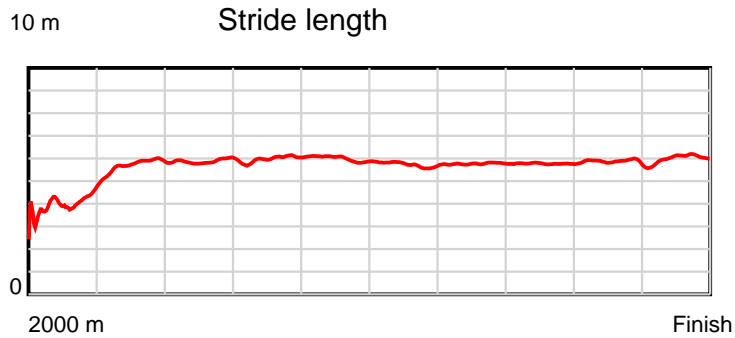
Disclaimer.

HRNZ and NZMTC and Thoroughbred Ratings Pty Ltd accepts no responsibility for the completeness or accuracy of any of the information contained herein, and makes no representations about its suitability for any particular purpose. Users should make their own judgements about those matters and/or seek independent advice. You assume all risks associated with use of the data provided on this page.

Race Results

December 13, 2019, Race 8, , Distance 2000m, Addington - Survey 3200m

Result	TAB no.	Horse (Barrier)	2000 to 1800m	1800m to 1600m	1600m to 1400m	1400m to 1200m	1200m to 1000m	1000m to 800m	800m to 600m	600m to 400m	400m to 200m	200m to WP	Total or Average	Margin
13th	3	Never Mind (6)												
		Position in running (margin)	-	15(43.2)	15(39.1)	14(38.9)	14(33.4)	14(26.7)	14(22.1)	14(20.4)	14(23.0)	14(25.8)		22.30
		Sectional time (s)	23.98	14.77	14.81	14.34	14.96	15.71	15.45	15.62	15.12	14.20		
		Cumulative time (s)	158.96	134.98	120.21	105.40	91.06	76.10	60.39	44.94	29.32	14.20	2:38.96	
		Speed (m/s)	8.34	13.54	13.50	13.95	13.37	12.73	12.94	12.80	13.23	14.08	12.58	
		Stride length (m)	3.96	5.63	5.88	5.97	5.93	5.68	5.73	5.73	5.86	5.99	5.56	
		Stride duration (s)	0.465	0.416	0.435	0.428	0.444	0.446	0.442	0.448	0.443	0.426	0.442	
		Stride efficiency (%)	24.45	49.55	53.96	55.68	54.99	50.46	51.26	51.39	53.64	56.15	48.28	
		Stride count	50.56	35.52	34.04	33.51	33.71	35.19	34.92	34.88	34.14	33.36	359.83	



Note: Horizontal distance axis grid lines are 200m furlongs.

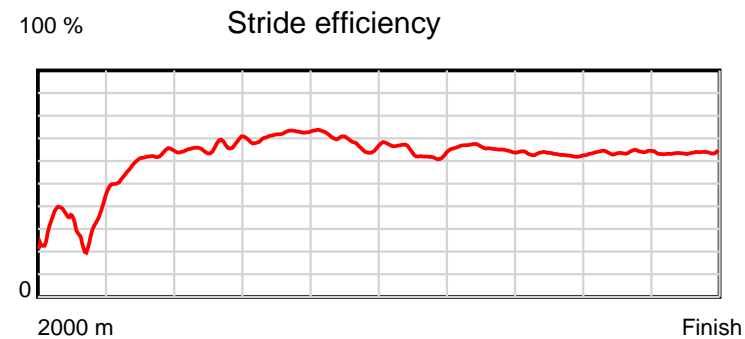
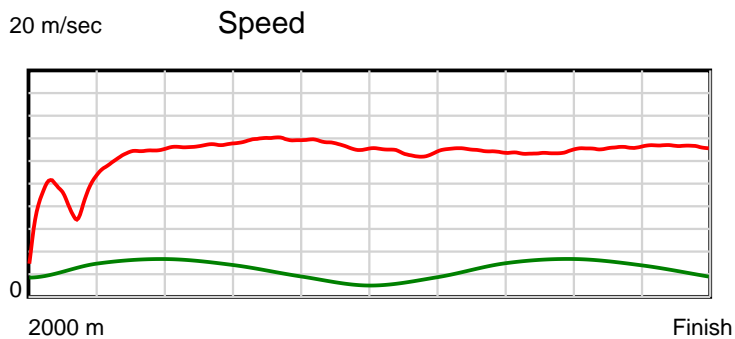
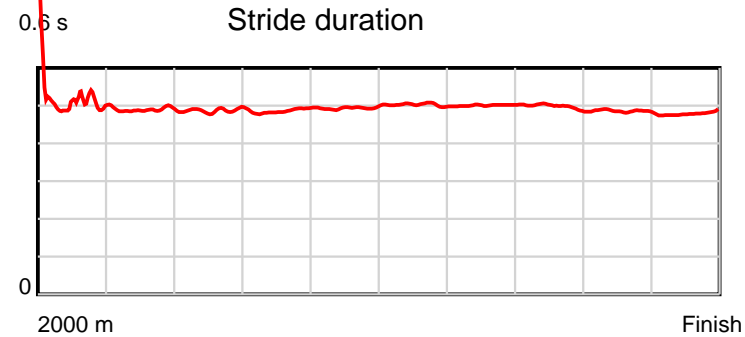
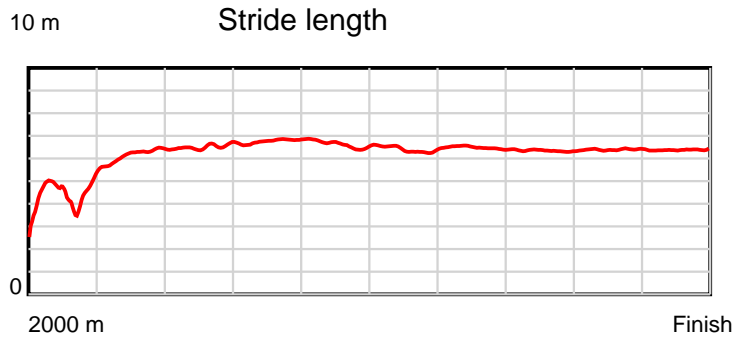
Disclaimer.

HRNZ and NZMTC and Thoroughbred Ratings Pty Ltd accepts no responsibility for the completeness or accuracy of any of the information contained herein, and makes no representations about its suitability for any particular purpose. Users should make their own judgements about those matters and/or seek independent advice. You assume all risks associated with use of the data provided on this page.

Race Results

December 13, 2019, Race 8, , Distance 2000m, Addington - Survey 3200m

Result	TAB no.	Horse (Barrier)	2000 to 1800m	1800m to 1600m	1600m to 1400m	1400m to 1200m	1200m to 1000m	1000m to 800m	800m to 600m	600m to 400m	400m to 200m	200m to WP	Total or Average	Margin
14th	7	Lady Hillary (10)												
		Position in running (margin)	-	14(34.4)	14(36.9)	13(37.0)	13(31.7)	13(24.6)	13(19.8)	13(18.2)	13(21.2)	13(24.1)		24.00
		Sectional time (s)	22.51	15.87	14.86	14.38	14.89	15.68	15.46	15.69	15.14	14.82		
		Cumulative time (s)	159.30	136.79	120.92	106.06	91.68	76.79	61.11	45.65	29.96	14.82	2:39.30	
		Speed (m/s)	8.89	12.60	13.46	13.91	13.43	12.76	12.94	12.75	13.21	13.50	12.56	
		Stride length (m)	4.44	6.15	6.57	6.75	6.64	6.40	6.47	6.34	6.41	6.49	6.18	
		Stride duration (s)	0.501	0.488	0.488	0.485	0.494	0.502	0.500	0.498	0.485	0.481	0.493	
		Stride efficiency (%)	30.86	59.16	67.43	71.28	68.86	64.05	65.43	62.88	64.18	65.84	59.76	
		Stride count	45.01	32.51	30.45	29.61	30.13	31.24	30.91	31.53	31.21	30.81	323.41	



Note: Horizontal distance axis grid lines are 200m furlongs.

Disclaimer.

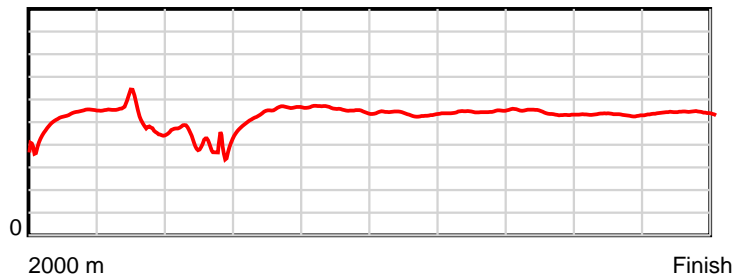
HRNZ and NZMTC and Thoroughbred Ratings Pty Ltd accepts no responsibility for the completeness or accuracy of any of the information contained herein, and makes no representations about its suitability for any particular purpose. Users should make their own judgements about those matters and/or seek independent advice. You assume all risks associated with use of the data provided on this page.

Race Results

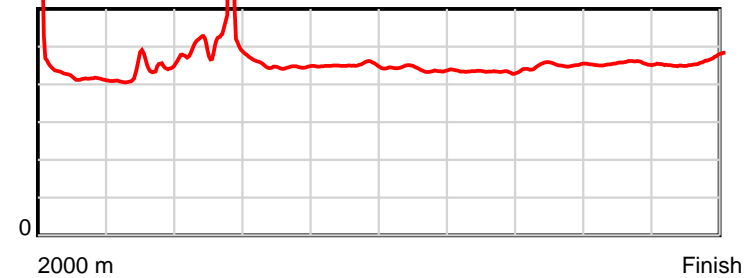
December 13, 2019, Race 8, , Distance 2000m, Addington - Survey 3200m

Result	TAB no.	Horse (Barrier)	2000 to 1800m	1800m to 1600m	1600m to 1400m	1400m to 1200m	1200m to 1000m	1000m to 800m	800m to 600m	600m to 400m	400m to 200m	200m to WP	Total or Average	Margin
15th	1	Take After Me (4)												
		Position in running (margin)	-	3(4.3)	10(14.6)	15(89.8)	15(96.7)	15(98.8)	15(98.8)	15(99.5)	15(109.7)	15(125.2)		124.00
		Sectional time (s)	17.39	17.16	27.39	16.40	16.42	16.49	15.85	16.88	17.25	17.07		
		Cumulative time (s)	178.30	160.91	143.75	116.36	99.96	83.54	67.05	51.20	34.32	17.07	2:58.30	
		Speed (m/s)	11.50	11.66	7.30	12.20	12.18	12.13	12.62	11.85	11.59	11.72	11.22	
		Stride length (m)	5.05	5.06	3.80	5.46	5.48	5.34	5.47	5.34	5.27	5.40	5.11	
		Stride duration (s)	0.429	0.434	0.521	0.448	0.450	0.440	0.433	0.450	0.455	0.460	0.456	
		Stride efficiency (%)	39.81	39.97	22.61	46.66	47.00	44.49	46.75	44.48	43.43	45.50	40.81	
		Stride count	39.62	39.55	52.58	36.60	36.47	37.48	36.57	37.49	37.94	37.07	391.37	

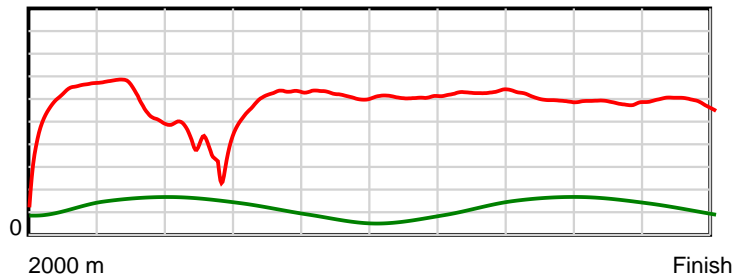
10 m Stride length



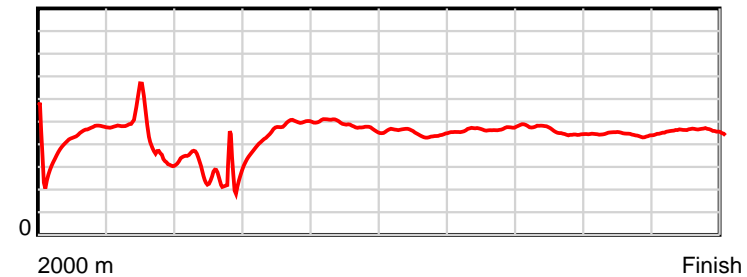
0.6 s Stride duration



20 m/sec Speed



100 % Stride efficiency



Note: Horizontal distance axis grid lines are 200m furlongs.

Disclaimer.

HRNZ and NZMTC and Thoroughbred Ratings Pty Ltd accepts no responsibility for the completeness or accuracy of any of the information contained herein, and makes no representations about its suitability for any particular purpose. Users should make their own judgements about those matters and/or seek independent advice. You assume all risks associated with use of the data provided on this page.