



## Race Results

NZ Metropolitan Trotting Club Inc, HRNZ, January 24, 2020

Compilation date: January 24, 2020, 7:59:20 PM (NZDT)

Copyright © 2020 HRNZ and NZMTC. All rights reserved.

### Trademarks.

StrideMASTER is a registered trademark of Thoroughbred Ratings Pty Ltd.

### Disclaimer.

HRNZ and NZMTC and Thoroughbred Ratings Pty Ltd accepts no responsibility for the completeness or accuracy of any of the information contained herein, and makes no representations about its suitability for any particular purpose. Users should make their own judgements about those matters and/or seek independent advice. You assume all risks associated with use of the data provided on this page.



# Race Results



January 24, 2020, Race 6, WOODLANDS STUD THANKS 2019/2020 BREEDERS MOBILE PACE, Distance 2600m, Addington - Survey 3200m

Result	TAB no.	Horse (Barrier)	2600 to	2400m to
1st	5	<b>Spot On (5)</b>	<b>2400m</b>	<b>2200m</b>
		Position in running (margin)	-	4(3.6)
		Sectional time (s)	13.45	14.97
		Cumulative time (s)	193.52	180.07
		Speed (m/s)	14.87	13.36
		Stride length (m)	6.09	6.09
		Stride duration (s)	0.409	0.456
		Stride efficiency (%)	58.04	57.96
		Stride count	32.82	32.84

#### Disclaimer.

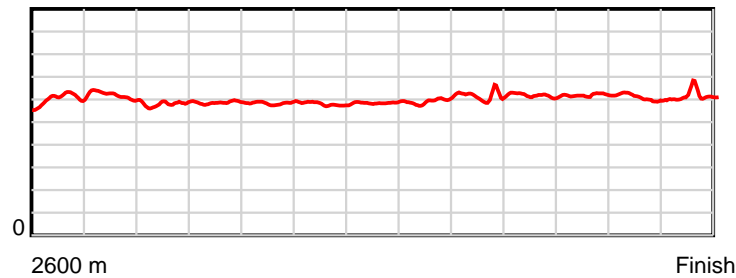
HRNZ and NZMTC and Thoroughbred Ratings Pty Ltd accepts no responsibility for the completeness or accuracy of any of the information contained herein, and makes no representations about its suitability for any particular purpose. Users should make their own judgements about those matters and/or seek independent advice. You assume all risks associated with use of the data provided on this page.

# Race Results

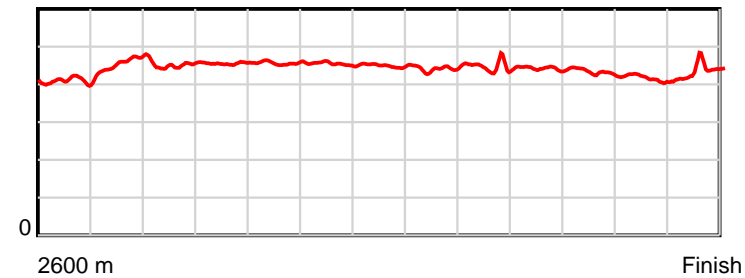
January 24, 2020, Race 6, WOODLANDS STUD THANKS 2019/2020 BREEDERS MOBILE PACE, Distance 2600m, Addington - Survey 3200m

Result	TAB no.	Horse (Barrier)	2200m to	2000m to	1800m to	1600m to	1400m to	1200m to	1000m to	800m to	600m to	400m to	200m to	Total or	Margin
1st	5	Spot On (5)	2000m	1800m	1600m	1400m	1200m	1000m	800m	600m	400m	200m	WP	Average	
		Position in running (margin)	5(8.0)	5(8.6)	5(6.2)	3(3.8)	3(2.4)	4(1.8)	4(3.3)	4(3.4)	4(2.9)	4(2.3)	3(1.5)		0.00
		Sectional time (s)	15.64	15.60	15.96	16.00	15.43	15.01	14.64	14.30	14.23	14.09	14.20		
		Cumulative time (s)	165.10	149.46	133.86	117.90	101.90	86.47	71.46	56.82	42.52	28.29	14.20	3:13.52	
		Speed (m/s)	12.79	12.82	12.53	12.50	12.96	13.32	13.66	13.99	14.05	14.19	14.08	13.44	
		Stride length (m)	5.77	5.84	5.72	5.67	5.83	5.89	6.09	6.17	6.06	5.89	6.13	5.94	
		Stride duration (s)	0.451	0.455	0.457	0.454	0.450	0.442	0.446	0.441	0.431	0.415	0.436	0.442	
		Stride efficiency (%)	51.99	53.21	51.21	50.29	53.15	54.12	57.90	59.55	57.33	54.29	58.80	55.10	
		Stride count	34.67	34.27	34.94	35.25	34.29	33.98	32.86	32.40	33.02	33.93	32.60	437.87	

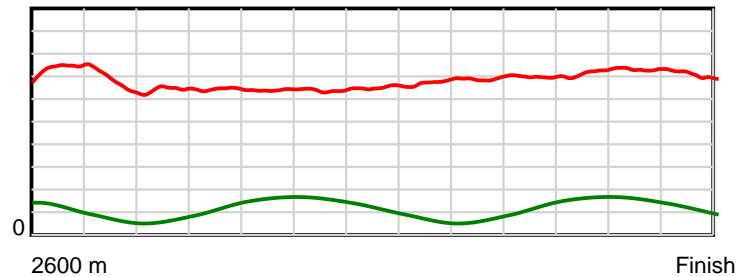
10 m Stride length



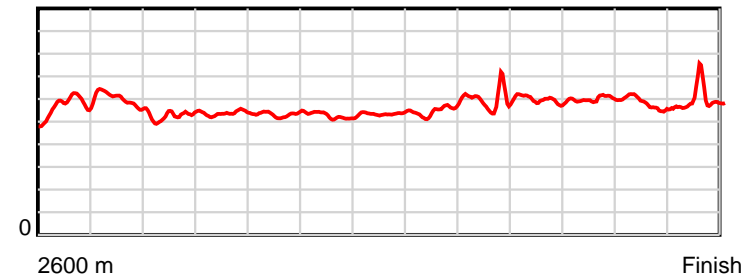
0.6 s Stride duration



20 m/sec Speed



100 % Stride efficiency



Note: Horizontal distance axis grid lines are 200m furlongs.

## Disclaimer.

HRNZ and NZMTC and Thoroughbred Ratings Pty Ltd accepts no responsibility for the completeness or accuracy of any of the information contained herein, and makes no representations about its suitability for any particular purpose. Users should make their own judgements about those matters and/or seek independent advice. You assume all risks associated with use of the data provided on this page.



# Race Results



January 24, 2020, Race 6, WOODLANDS STUD THANKS 2019/2020 BREEDERS MOBILE PACE, Distance 2600m, Addington - Survey 3200m

Result	TAB no.	Horse (Barrier)	2600 to	2400m to
2nd	9	<b>Bettathanfast (9)</b>	<b>2400m</b>	<b>2200m</b>
		Position in running (margin)	-	1(0.0)
		Sectional time (s)	12.87	14.24
		Cumulative time (s)	193.58	180.71
		Speed (m/s)	15.55	14.04
		Stride length (m)	6.62	6.48
		Stride duration (s)	0.422	0.462
		Stride efficiency (%)	68.48	65.68
		Stride count	30.21	30.85

#### Disclaimer.

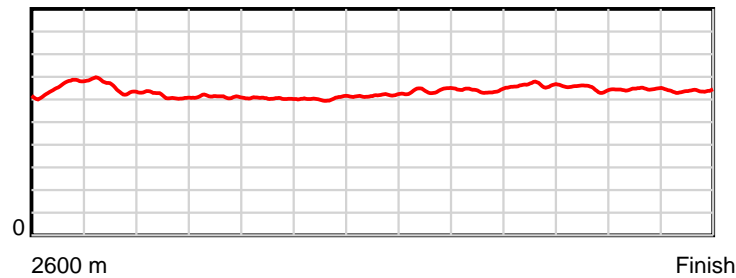
HRNZ and NZMTC and Thoroughbred Ratings Pty Ltd accepts no responsibility for the completeness or accuracy of any of the information contained herein, and makes no representations about its suitability for any particular purpose. Users should make their own judgements about those matters and/or seek independent advice. You assume all risks associated with use of the data provided on this page.

# Race Results

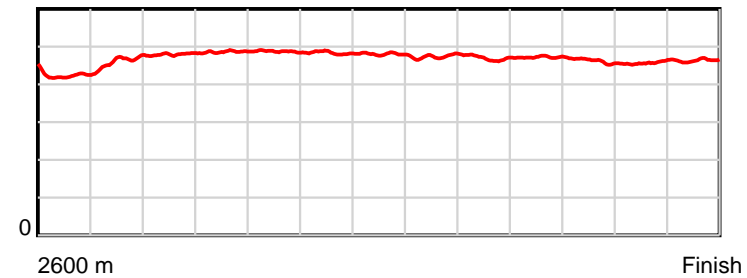
January 24, 2020, Race 6, WOODLANDS STUD THANKS 2019/2020 BREEDERS MOBILE PACE, Distance 2600m, Addington - Survey 3200m

Result	TAB no.	Horse (Barrier)	2200m to	2000m to	1800m to	1600m to	1400m to	1200m to	1000m to	800m to	600m to	400m to	200m to	Total or	Margin
2nd	9	<b>Bettathanfast (9)</b>	<b>2000m</b>	<b>1800m</b>	<b>1600m</b>	<b>1400m</b>	<b>1200m</b>	<b>1000m</b>	<b>800m</b>	<b>600m</b>	<b>400m</b>	<b>200m</b>	<b>WP</b>	<b>Average</b>	
		Position in running (margin)	1(0.0)	1(0.0)	1(0.0)	1(0.0)	1(0.0)	1(0.0)	1(0.0)	1(0.0)	1(0.0)	1(0.0)	1(0.0)		0.30
		Sectional time (s)	15.55	16.00	16.35	16.23	15.54	14.75	14.63	14.38	14.35	14.22	14.47		
		Cumulative time (s)	166.47	150.92	134.92	118.57	102.34	86.80	72.05	57.42	43.04	28.69	14.47	3:13.58	
		Speed (m/s)	12.86	12.50	12.23	12.32	12.87	13.56	13.67	13.91	13.94	14.06	13.82	13.43	
		Stride length (m)	6.17	6.08	5.96	5.96	6.18	6.42	6.42	6.57	6.44	6.43	6.41	6.31	
		Stride duration (s)	0.479	0.486	0.487	0.483	0.480	0.474	0.469	0.472	0.462	0.457	0.463	0.470	
		Stride efficiency (%)	59.41	57.69	55.45	55.45	59.74	64.46	64.37	67.42	64.85	64.63	64.15	62.22	
		Stride count	32.44	32.92	33.57	33.58	32.35	31.14	31.16	30.45	31.05	31.10	31.22	412.04	

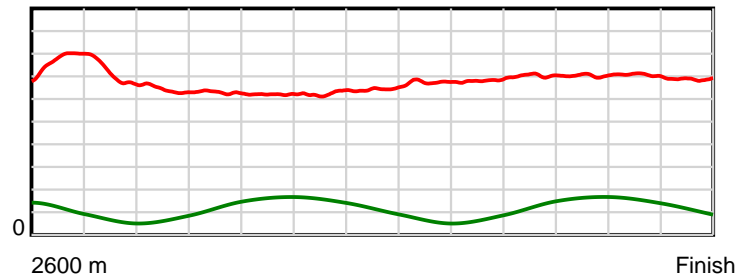
10 m Stride length



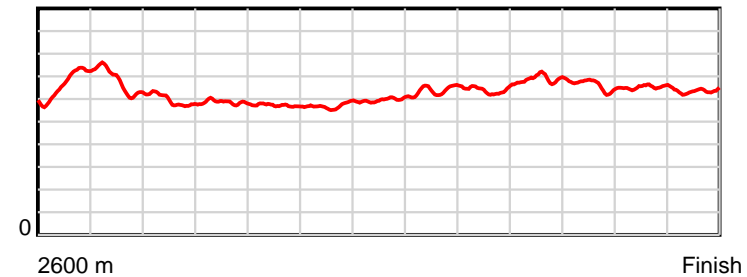
0.6 s Stride duration



20 m/sec Speed



100 % Stride efficiency



Note: Horizontal distance axis grid lines are 200m furlongs.

### Disclaimer.

HRNZ and NZMTC and Thoroughbred Ratings Pty Ltd accepts no responsibility for the completeness or accuracy of any of the information contained herein, and makes no representations about its suitability for any particular purpose. Users should make their own judgements about those matters and/or seek independent advice. You assume all risks associated with use of the data provided on this page.



# Race Results



January 24, 2020, Race 6, WOODLANDS STUD THANKS 2019/2020 BREEDERS MOBILE PACE, Distance 2600m, Addington - Survey 3200m

Result	TAB no.	Horse (Barrier)	2600 to	2400m to
3rd	4	<b>Held To Ransom (4)</b>	<b>2400m</b>	<b>2200m</b>
		Position in running (margin)	-	7(8.3)
		Sectional time (s)	14.11	14.99
		Cumulative time (s)	193.74	179.63
		Speed (m/s)	14.18	13.34
		Stride length (m)	6.22	6.01
		Stride duration (s)	0.440	0.451
		Stride efficiency (%)	60.42	56.42
		Stride count	32.16	33.28

#### Disclaimer.

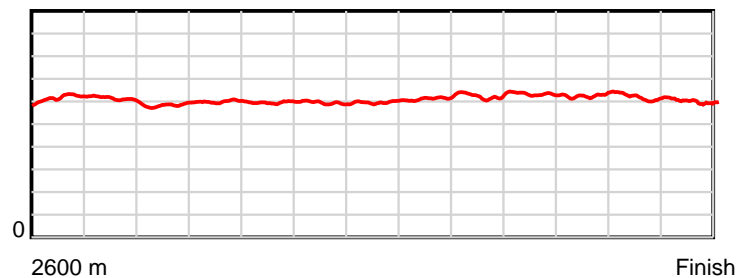
HRNZ and NZMTC and Thoroughbred Ratings Pty Ltd accepts no responsibility for the completeness or accuracy of any of the information contained herein, and makes no representations about its suitability for any particular purpose. Users should make their own judgements about those matters and/or seek independent advice. You assume all risks associated with use of the data provided on this page.

# Race Results

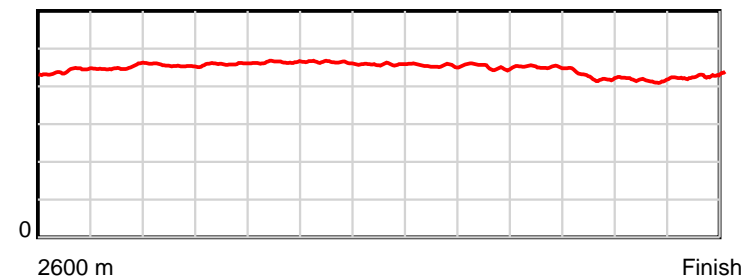
January 24, 2020, Race 6, WOODLANDS STUD THANKS 2019/2020 BREEDERS MOBILE PACE, Distance 2600m, Addington - Survey 3200m

Result	TAB no.	Horse (Barrier)	2200m to	2000m to	1800m to	1600m to	1400m to	1200m to	1000m to	800m to	600m to	400m to	200m to	Total or	Margin
3rd	4	<b>Held To Ransom (4)</b>	<b>2000m</b>	<b>1800m</b>	<b>1600m</b>	<b>1400m</b>	<b>1200m</b>	<b>1000m</b>	<b>800m</b>	<b>600m</b>	<b>400m</b>	<b>200m</b>	<b>WP</b>	<b>Average</b>	
		Position in running (margin)	7(12.8)	7(13.7)	7(10.5)	7(7.8)	7(6.6)	7(5.4)	8(7.3)	8(7.1)	8(6.6)	5(4.0)	5(2.5)		1.30
		Sectional time (s)	15.69	15.47	15.90	16.03	15.34	15.07	14.60	14.30	13.90	13.98	14.36		
		Cumulative time (s)	164.64	148.95	133.48	117.58	101.55	86.21	71.14	56.54	42.24	28.34	14.36	3:13.74	
		Speed (m/s)	12.75	12.93	12.58	12.48	13.04	13.27	13.70	13.99	14.39	14.31	13.93	13.42	
		Stride length (m)	5.80	5.93	5.84	5.78	5.98	6.04	6.19	6.31	6.11	5.96	5.93	6.00	
		Stride duration (s)	0.455	0.459	0.464	0.464	0.458	0.455	0.452	0.451	0.425	0.416	0.426	0.447	
		Stride efficiency (%)	52.60	54.99	53.21	52.28	55.81	56.95	59.86	62.17	58.40	55.50	55.03	56.32	
		Stride count	34.47	33.71	34.27	34.58	33.47	33.13	32.31	31.71	32.72	33.56	33.70	433.07	

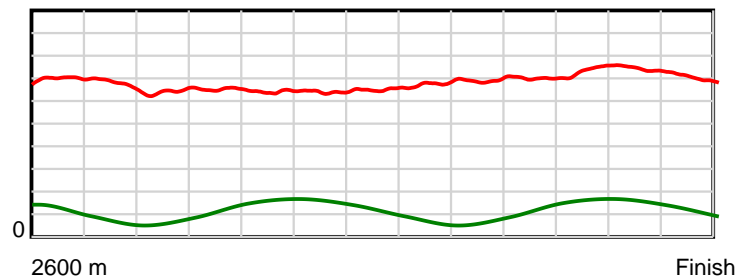
10 m Stride length



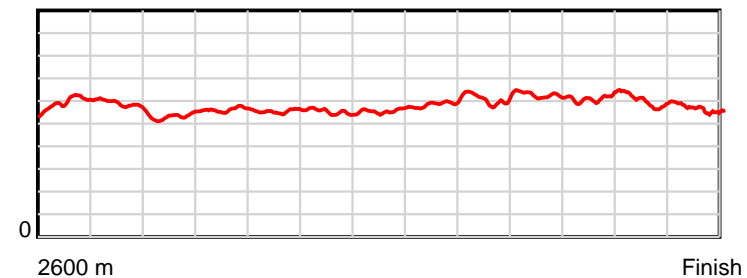
0.6 s Stride duration



20 m/sec Speed



100 % Stride efficiency



Note: Horizontal distance axis grid lines are 200m furlongs.

## Disclaimer.

HRNZ and NZMTC and Thoroughbred Ratings Pty Ltd accepts no responsibility for the completeness or accuracy of any of the information contained herein, and makes no representations about its suitability for any particular purpose. Users should make their own judgements about those matters and/or seek independent advice. You assume all risks associated with use of the data provided on this page.



# Race Results



January 24, 2020, Race 6, WOODLANDS STUD THANKS 2019/2020 BREEDERS MOBILE PACE, Distance 2600m, Addington - Survey 3200m

Result	TAB no.	Horse (Barrier)	2600 to	2400m to
4th	3	Rah De Rah (3)	2400m	2200m
		Position in running (margin)	-	6(5.2)
		Sectional time (s)	13.65	15.04
		Cumulative time (s)	194.18	180.53
		Speed (m/s)	14.66	13.30
		Stride length (m)	6.64	6.44
		Stride duration (s)	0.454	0.484
		Stride efficiency (%)	68.80	64.87
		Stride count	30.14	31.04

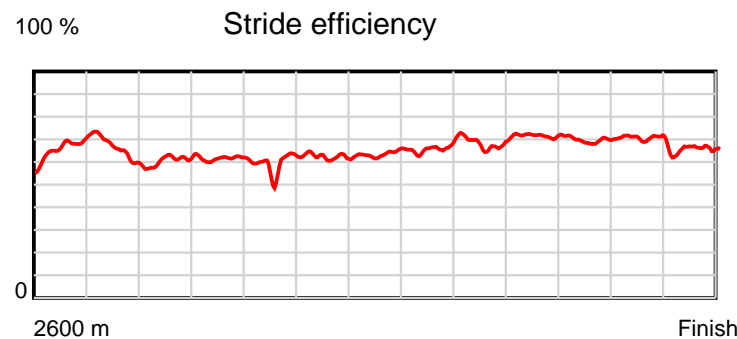
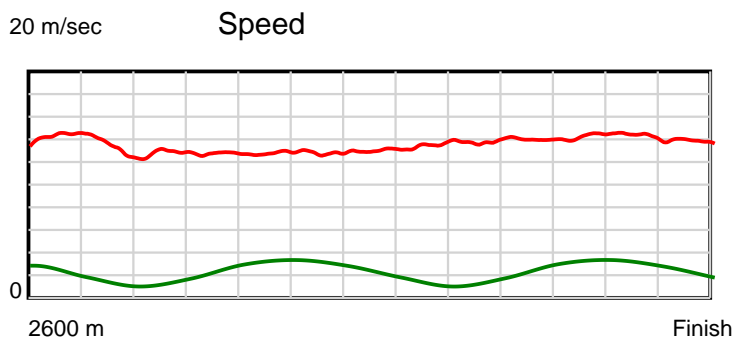
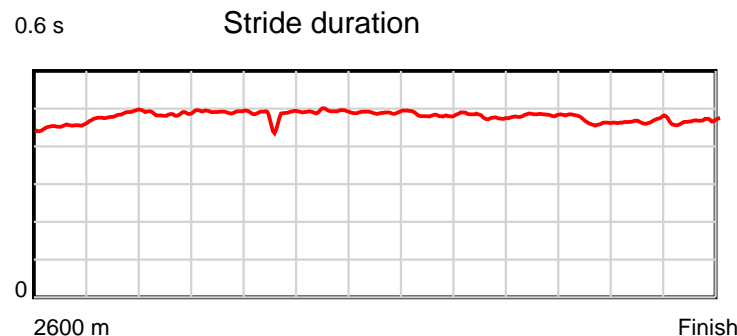
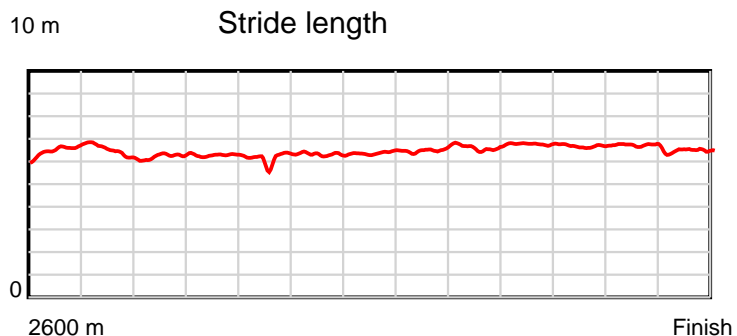
#### Disclaimer.

HRNZ and NZMTC and Thoroughbred Ratings Pty Ltd accepts no responsibility for the completeness or accuracy of any of the information contained herein, and makes no representations about its suitability for any particular purpose. Users should make their own judgements about those matters and/or seek independent advice. You assume all risks associated with use of the data provided on this page.

# Race Results

January 24, 2020, Race 6, WOODLANDS STUD THANKS 2019/2020 BREEDERS MOBILE PACE, Distance 2600m, Addington - Survey 3200m

Result	TAB no.	Horse (Barrier)	2200m to	2000m to	1800m to	1600m to	1400m to	1200m to	1000m to	800m to	600m to	400m to	200m to	Total or	Margin
4th	3	Rah De Rah (3)	2000m	1800m	1600m	1400m	1200m	1000m	800m	600m	400m	200m	WP	Average	
		Position in running (margin)	6(10.0)	6(10.7)	6(8.1)	6(5.9)	5(4.6)	6(3.7)	6(5.2)	6(5.2)	6(4.7)	6(4.2)	6(3.8)		3.80
		Sectional time (s)	15.66	15.57	15.99	16.01	15.38	15.01	14.64	14.29	14.26	14.15	14.53		
		Cumulative time (s)	165.49	149.83	134.26	118.27	102.26	86.88	71.87	57.23	42.94	28.68	14.53	3:14.18	
		Speed (m/s)	12.77	12.85	12.51	12.49	13.00	13.32	13.66	14.00	14.03	14.13	13.76	13.39	
		Stride length (m)	6.21	6.32	6.02	6.16	6.37	6.44	6.54	6.76	6.56	6.61	6.43	6.42	
		Stride duration (s)	0.486	0.492	0.481	0.493	0.490	0.483	0.479	0.483	0.467	0.467	0.468	0.479	
		Stride efficiency (%)	60.25	62.41	56.66	59.24	63.41	64.81	66.92	71.36	67.16	68.19	64.68	64.33	
		Stride count	32.21	31.65	33.21	32.48	31.40	31.06	30.56	29.60	30.51	30.28	31.09	405.23	



Note: Horizontal distance axis grid lines are 200m furlongs.

#### Disclaimer.

HRNZ and NZMTC and Thoroughbred Ratings Pty Ltd accepts no responsibility for the completeness or accuracy of any of the information contained herein, and makes no representations about its suitability for any particular purpose. Users should make their own judgements about those matters and/or seek independent advice. You assume all risks associated with use of the data provided on this page.



# Race Results



January 24, 2020, Race 6, WOODLANDS STUD THANKS 2019/2020 BREEDERS MOBILE PACE, Distance 2600m, Addington - Survey 3200m

Result	TAB no.	Horse (Barrier)	2600 to	2400m to
5th	8	<b>Mongolian Cava... (8)</b>	<b>2400m</b>	<b>2200m</b>
		Position in running (margin)	-	9(10.7)
		Sectional time (s)	14.54	15.09
		Cumulative time (s)	194.20	179.66
		Speed (m/s)	13.76	13.25
		Stride length (m)	6.00	5.97
		Stride duration (s)	0.433	0.451
		Stride efficiency (%)	56.34	55.70
		Stride count	33.31	33.50

#### Disclaimer.

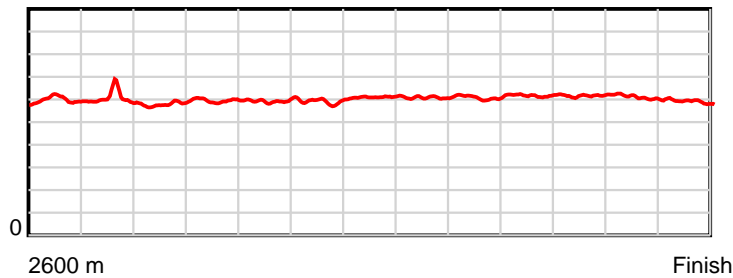
HRNZ and NZMTC and Thoroughbred Ratings Pty Ltd accepts no responsibility for the completeness or accuracy of any of the information contained herein, and makes no representations about its suitability for any particular purpose. Users should make their own judgements about those matters and/or seek independent advice. You assume all risks associated with use of the data provided on this page.

# Race Results

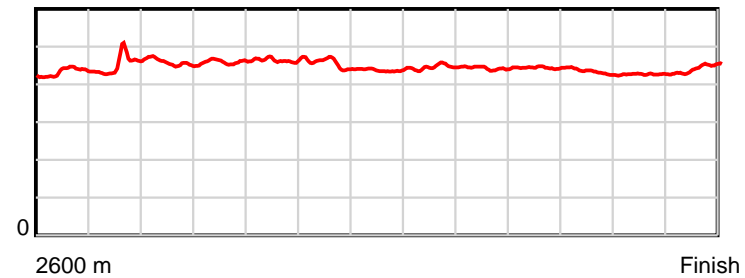
January 24, 2020, Race 6, WOODLANDS STUD THANKS 2019/2020 BREEDERS MOBILE PACE, Distance 2600m, Addington - Survey 3200m

Result	TAB no.	Horse (Barrier)	2200m to	2000m to	1800m to	1600m to	1400m to	1200m to	1000m to	800m to	600m to	400m to	200m to	Total or	Margin
5th	8	<b>Mongolian Cava... (8)</b>	<b>2000m</b>	<b>1800m</b>	<b>1600m</b>	<b>1400m</b>	<b>1200m</b>	<b>1000m</b>	<b>800m</b>	<b>600m</b>	<b>400m</b>	<b>200m</b>	<b>WP</b>	<b>Average</b>	
		Position in running (margin)	9(15.8)	9(18.0)	9(13.7)	9(11.8)	9(8.9)	2(1.4)	2(1.1)	2(1.1)	2(0.5)	2(0.2)	2(0.9)		3.90
		Sectional time (s)	15.91	15.30	16.03	15.75	14.29	14.70	14.63	14.27	14.30	14.34	15.05		
		Cumulative time (s)	164.57	148.66	133.36	117.33	101.58	87.29	72.59	57.96	43.69	29.39	15.05	3:14.20	
		Speed (m/s)	12.57	13.07	12.48	12.70	14.00	13.61	13.67	14.02	13.99	13.95	13.29	13.39	
		Stride length (m)	5.76	6.01	5.79	5.78	6.13	6.06	6.05	6.22	6.05	5.95	5.89	5.97	
		Stride duration (s)	0.458	0.460	0.464	0.455	0.438	0.446	0.443	0.444	0.432	0.427	0.443	0.446	
		Stride efficiency (%)	51.81	56.41	52.43	52.20	58.70	57.46	57.23	60.45	57.11	55.34	54.27	55.72	
		Stride count	34.73	33.29	34.53	34.60	32.63	32.98	33.05	32.16	33.08	33.61	33.94	435.41	

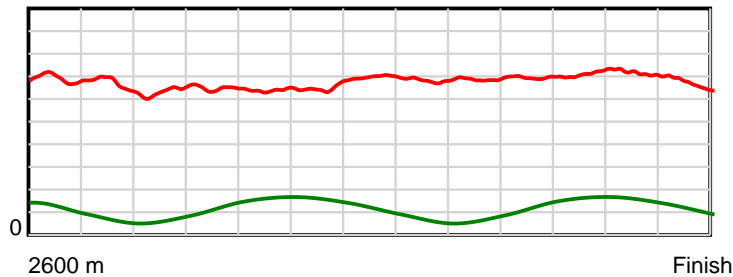
10 m Stride length



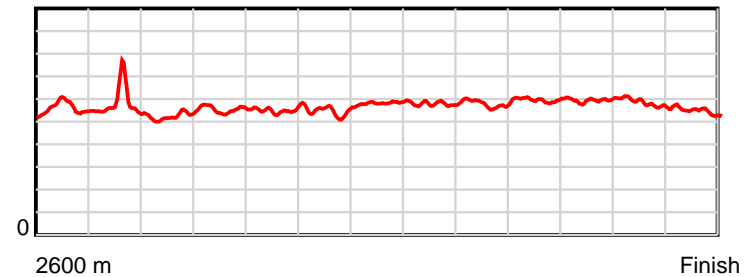
0.6 s Stride duration



20 m/sec Speed



100 % Stride efficiency



Note: Horizontal distance axis grid lines are 200m furlongs.

## Disclaimer.

HRNZ and NZMTC and Thoroughbred Ratings Pty Ltd accepts no responsibility for the completeness or accuracy of any of the information contained herein, and makes no representations about its suitability for any particular purpose. Users should make their own judgements about those matters and/or seek independent advice. You assume all risks associated with use of the data provided on this page.



# Race Results



January 24, 2020, Race 6, WOODLANDS STUD THANKS 2019/2020 BREEDERS MOBILE PACE, Distance 2600m, Addington - Survey 3200m

Result	TAB no.	Horse (Barrier)	2600 to	2400m to
6th	6	<b>Eureka (6)</b>	<b>2400m</b>	<b>2200m</b>
		Position in running (margin)	-	2(0.2)
		Sectional time (s)	12.66	15.22
		Cumulative time (s)	194.29	181.63
		Speed (m/s)	15.80	13.14
		Stride length (m)	6.56	6.45
		Stride duration (s)	0.422	0.491
		Stride efficiency (%)	67.34	65.00
		Stride count	30.47	31.01

#### Disclaimer.

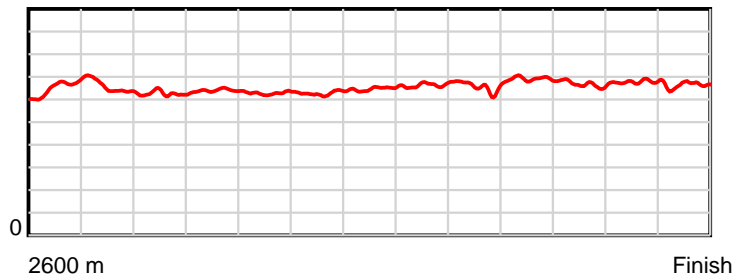
HRNZ and NZMTC and Thoroughbred Ratings Pty Ltd accepts no responsibility for the completeness or accuracy of any of the information contained herein, and makes no representations about its suitability for any particular purpose. Users should make their own judgements about those matters and/or seek independent advice. You assume all risks associated with use of the data provided on this page.

# Race Results

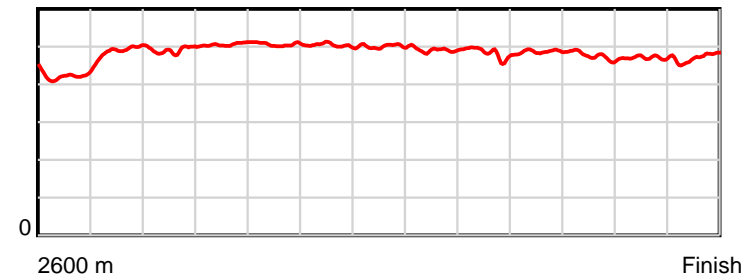
January 24, 2020, Race 6, WOODLANDS STUD THANKS 2019/2020 BREEDERS MOBILE PACE, Distance 2600m, Addington - Survey 3200m

Result	TAB no.	Horse (Barrier)	2200m to	2000m to	1800m to	1600m to	1400m to	1200m to	1000m to	800m to	600m to	400m to	200m to	Total or	Margin
6th	6	Eureka (6)	2000m	1800m	1600m	1400m	1200m	1000m	800m	600m	400m	200m	WP	Average	
		Position in running (margin)	4(6.0)	4(6.6)	4(5.9)	5(5.1)	6(5.6)	8(5.5)	7(5.8)	7(5.9)	7(5.3)	8(5.9)	8(5.5)		4.40
		Sectional time (s)	15.64	15.89	16.23	16.31	15.52	14.81	14.63	14.29	14.44	14.14	14.51		
		Cumulative time (s)	166.41	150.77	134.88	118.65	102.34	86.82	72.01	57.38	43.09	28.65	14.51	3:14.29	
		Speed (m/s)	12.79	12.59	12.32	12.26	12.89	13.50	13.67	14.00	13.85	14.14	13.78	13.38	
		Stride length (m)	6.27	6.37	6.23	6.17	6.46	6.64	6.60	6.81	6.59	6.66	6.49	6.48	
		Stride duration (s)	0.491	0.506	0.506	0.503	0.501	0.491	0.483	0.486	0.476	0.471	0.471	0.484	
		Stride efficiency (%)	61.47	63.33	60.73	59.44	65.16	68.85	68.10	72.40	67.78	69.39	65.78	65.60	
		Stride count	31.89	31.42	32.08	32.43	30.97	30.13	30.30	29.38	30.37	30.01	30.83	401.29	

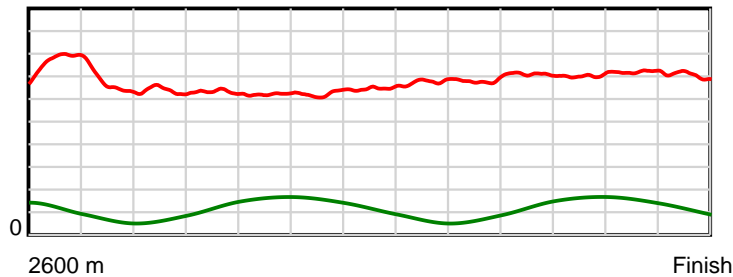
10 m Stride length



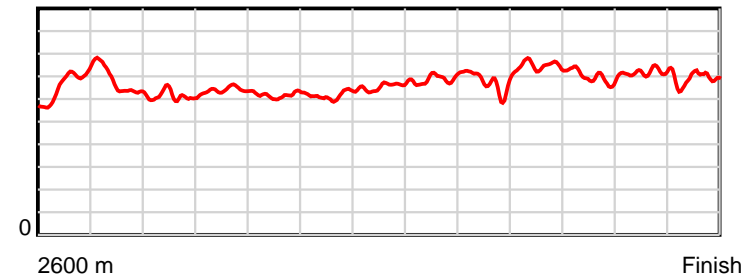
0.6 s Stride duration



20 m/sec Speed



100 % Stride efficiency



Note: Horizontal distance axis grid lines are 200m furlongs.

## Disclaimer.

HRNZ and NZMTC and Thoroughbred Ratings Pty Ltd accepts no responsibility for the completeness or accuracy of any of the information contained herein, and makes no representations about its suitability for any particular purpose. Users should make their own judgements about those matters and/or seek independent advice. You assume all risks associated with use of the data provided on this page.



# Race Results



January 24, 2020, Race 6, WOODLANDS STUD THANKS 2019/2020 BREEDERS MOBILE PACE, Distance 2600m, Addington - Survey 3200m

Result	TAB no.	Horse (Barrier)	2600 to	2400m to
7th	7	<b>Good On Ya Kiw... (7)</b>	<b>2400m</b>	<b>2200m</b>
		Position in running (margin)	-	8(9.9)
		Sectional time (s)	14.60	15.08
		Cumulative time (s)	194.68	180.08
		Speed (m/s)	13.70	13.26
		Stride length (m)	5.98	5.62
		Stride duration (s)	0.411	0.424
		Stride efficiency (%)	55.79	49.36
		Stride count	33.47	35.58

#### Disclaimer.

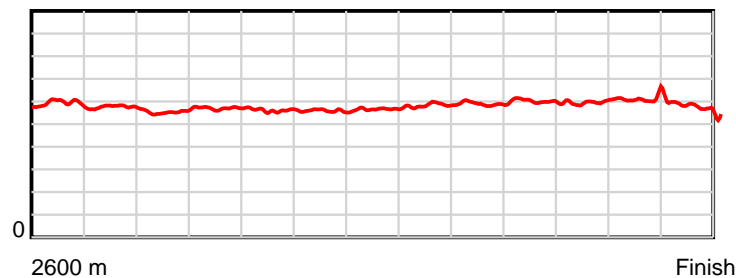
HRNZ and NZMTC and Thoroughbred Ratings Pty Ltd accepts no responsibility for the completeness or accuracy of any of the information contained herein, and makes no representations about its suitability for any particular purpose. Users should make their own judgements about those matters and/or seek independent advice. You assume all risks associated with use of the data provided on this page.

# Race Results

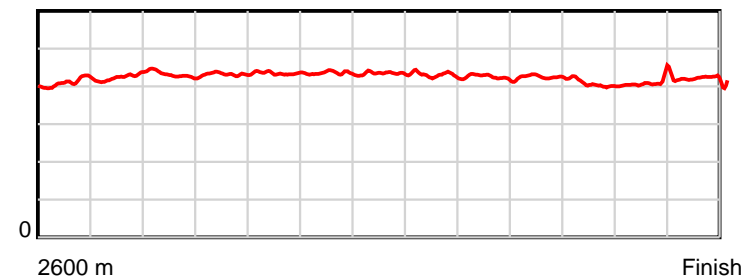
January 24, 2020, Race 6, WOODLANDS STUD THANKS 2019/2020 BREEDERS MOBILE PACE, Distance 2600m, Addington - Survey 3200m

Result	TAB no.	Horse (Barrier)	2200m to	2000m to	1800m to	1600m to	1400m to	1200m to	1000m to	800m to	600m to	400m to	200m to	Total or	Margin
7th	7	<b>Good On Ya Kiw... (7)</b>	<b>2000m</b>	<b>1800m</b>	<b>1600m</b>	<b>1400m</b>	<b>1200m</b>	<b>1000m</b>	<b>800m</b>	<b>600m</b>	<b>400m</b>	<b>200m</b>	<b>WP</b>	<b>Average</b>	
		Position in running (margin)	8(15.0)	8(16.2)	8(12.1)	8(9.7)	8(8.6)	9(7.4)	9(9.4)	9(8.9)	9(8.0)	9(6.3)	7(5.2)		6.70
		Sectional time (s)	15.75	15.31	15.96	16.05	15.35	15.07	14.56	14.21	14.06	14.04	14.64		
		Cumulative time (s)	165.00	149.25	133.94	117.98	101.93	86.58	71.51	56.95	42.74	28.68	14.64	3:14.68	
		Speed (m/s)	12.70	13.06	12.53	12.46	13.03	13.27	13.74	14.07	14.22	14.25	13.66	13.36	
		Stride length (m)	5.48	5.65	5.45	5.42	5.66	5.70	5.84	5.98	5.76	5.87	5.74	5.70	
		Stride duration (s)	0.431	0.432	0.435	0.435	0.434	0.429	0.425	0.425	0.405	0.412	0.420	0.427	
		Stride efficiency (%)	46.87	49.82	46.47	45.92	50.11	50.73	53.22	55.92	51.92	53.76	51.51	50.73	
		Stride count	36.52	35.42	36.68	36.90	35.32	35.10	34.27	33.43	34.70	34.10	34.83	456.32	

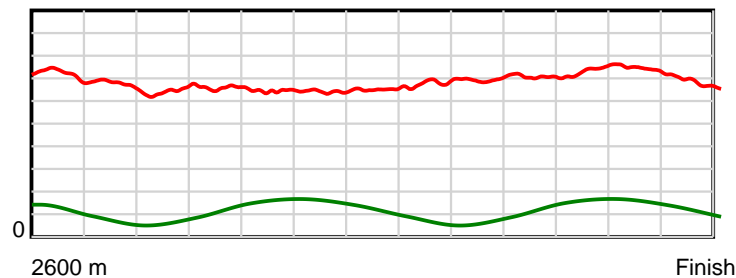
10 m Stride length



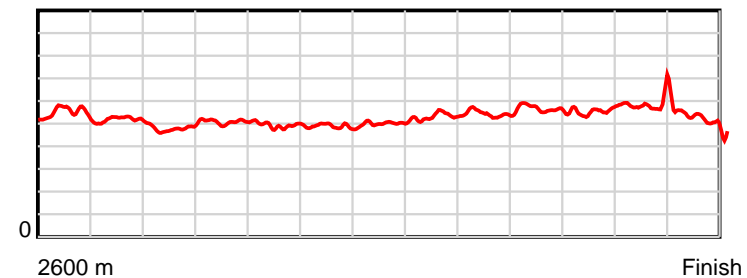
0.6 s Stride duration



20 m/sec Speed



100 % Stride efficiency



Note: Horizontal distance axis grid lines are 200m furlongs.

## Disclaimer.

HRNZ and NZMTC and Thoroughbred Ratings Pty Ltd accepts no responsibility for the completeness or accuracy of any of the information contained herein, and makes no representations about its suitability for any particular purpose. Users should make their own judgements about those matters and/or seek independent advice. You assume all risks associated with use of the data provided on this page.



# Race Results



January 24, 2020, Race 6, WOODLANDS STUD THANKS 2019/2020 BREEDERS MOBILE PACE, Distance 2600m, Addington - Survey 3200m

Result	TAB no.	Horse (Barrier)	2600 to	2400m to
8th	2	<b>Taxman (2)</b>	<b>2400m</b>	<b>2200m</b>
		Position in running (margin)	-	3(0.9)
		Sectional time (s)	12.81	14.52
		Cumulative time (s)	196.27	183.46
		Speed (m/s)	15.62	13.77
		Stride length (m)	6.59	6.57
		Stride duration (s)	0.428	0.477
		Stride efficiency (%)	67.93	67.47
		Stride count	30.33	30.44

#### Disclaimer.

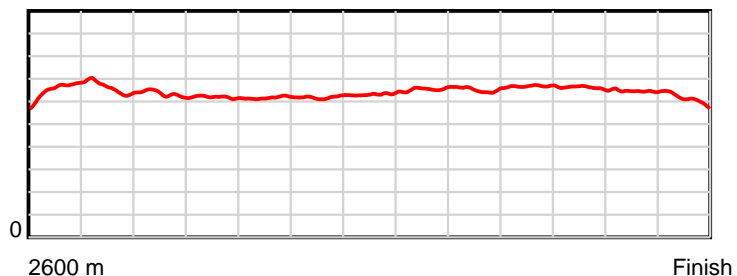
HRNZ and NZMTC and Thoroughbred Ratings Pty Ltd accepts no responsibility for the completeness or accuracy of any of the information contained herein, and makes no representations about its suitability for any particular purpose. Users should make their own judgements about those matters and/or seek independent advice. You assume all risks associated with use of the data provided on this page.

# Race Results

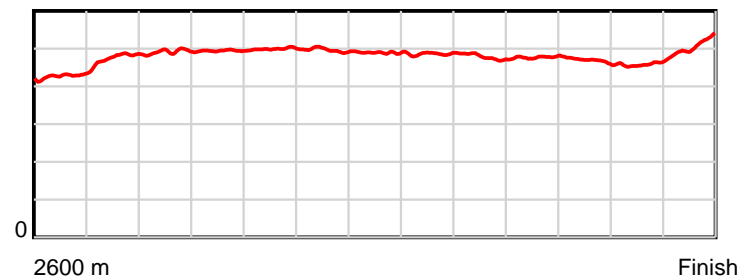
January 24, 2020, Race 6, WOODLANDS STUD THANKS 2019/2020 BREEDERS MOBILE PACE, Distance 2600m, Addington - Survey 3200m

Result	TAB no.	Horse (Barrier)	2200m to	2000m to	1800m to	1600m to	1400m to	1200m to	1000m to	800m to	600m to	400m to	200m to	Total or	Margin
8th	2	<b>Taxman (2)</b>	<b>2000m</b>	<b>1800m</b>	<b>1600m</b>	<b>1400m</b>	<b>1200m</b>	<b>1000m</b>	<b>800m</b>	<b>600m</b>	<b>400m</b>	<b>200m</b>	<b>WP</b>	<b>Average</b>	
		Position in running (margin)	2(2.6)	2(2.3)	2(2.4)	2(1.7)	2(1.3)	3(1.4)	3(2.1)	3(1.9)	3(1.7)	3(1.5)	4(2.1)		15.70
		Sectional time (s)	15.51	16.01	16.24	16.16	15.56	14.86	14.61	14.34	14.32	14.32	17.01		
		Cumulative time (s)	168.94	153.43	137.42	121.18	105.02	89.46	74.60	59.99	45.65	31.33	17.01	3:16.27	
		Speed (m/s)	12.89	12.49	12.32	12.38	12.85	13.46	13.69	13.95	13.97	13.97	11.76	13.25	
		Stride length (m)	6.34	6.18	6.15	6.14	6.30	6.54	6.55	6.65	6.55	6.41	5.99	6.37	
		Stride duration (s)	0.491	0.494	0.499	0.496	0.490	0.486	0.478	0.477	0.469	0.459	0.509	0.481	
		Stride efficiency (%)	62.75	59.59	59.05	58.94	61.93	66.84	66.95	69.19	67.05	64.19	55.98	63.47	
		Stride count	31.56	32.39	32.54	32.57	31.77	30.58	30.56	30.06	30.53	31.20	33.42	407.95	

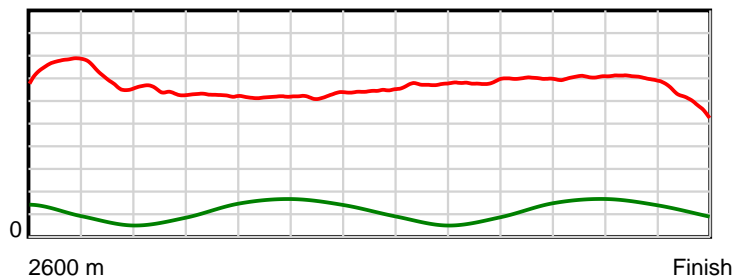
10 m Stride length



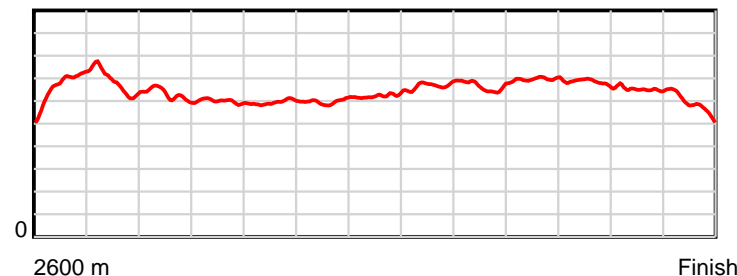
0.6 s Stride duration



20 m/sec Speed



100 % Stride efficiency



Note: Horizontal distance axis grid lines are 200m furlongs.

## Disclaimer.

HRNZ and NZMTC and Thoroughbred Ratings Pty Ltd accepts no responsibility for the completeness or accuracy of any of the information contained herein, and makes no representations about its suitability for any particular purpose. Users should make their own judgements about those matters and/or seek independent advice. You assume all risks associated with use of the data provided on this page.



# Race Results



January 24, 2020, Race 6, WOODLANDS STUD THANKS 2019/2020 BREEDERS MOBILE PACE, Distance 2600m, Addington - Survey 3200m

Result	TAB no.	Horse (Barrier)	2600 to	2400m to
9th	1	Aveross Rustle... (1)	2400m	2200m
		Position in running (margin)	-	5(3.9)
		Sectional time (s)	13.24	14.31
		Cumulative time (s)	199.41	186.17
		Speed (m/s)	15.11	13.98
		Stride length (m)	5.98	5.92
		Stride duration (s)	0.402	0.424
		Stride efficiency (%)	55.91	54.85
		Stride count	33.43	33.76

#### Disclaimer.

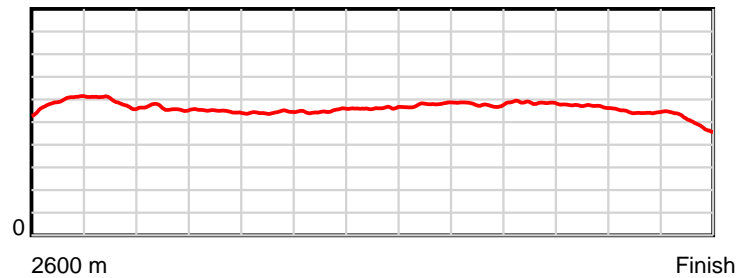
HRNZ and NZMTC and Thoroughbred Ratings Pty Ltd accepts no responsibility for the completeness or accuracy of any of the information contained herein, and makes no representations about its suitability for any particular purpose. Users should make their own judgements about those matters and/or seek independent advice. You assume all risks associated with use of the data provided on this page.

# Race Results

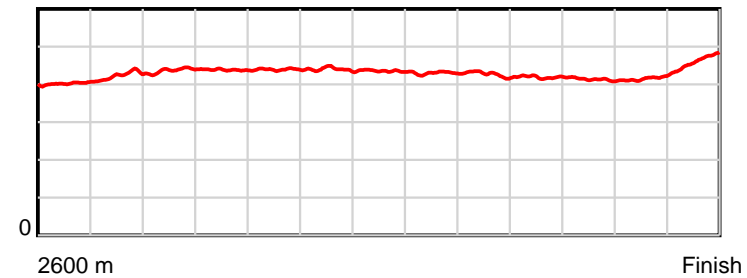
January 24, 2020, Race 6, WOODLANDS STUD THANKS 2019/2020 BREEDERS MOBILE PACE, Distance 2600m, Addington - Survey 3200m

Result	TAB no.	Horse (Barrier)	2200m to	2000m to	1800m to	1600m to	1400m to	1200m to	1000m to	800m to	600m to	400m to	200m to	Total or	Margin
9th	1	Aveross Rustle... (1)	2000m	1800m	1600m	1400m	1200m	1000m	800m	600m	400m	200m	WP	Average	
		Position in running (margin)	3(4.3)	3(4.3)	3(4.3)	4(4.1)	4(3.5)	5(3.4)	5(3.6)	5(3.9)	5(3.5)	7(4.6)	9(11.2)		33.70
		Sectional time (s)	15.53	16.02	16.32	16.13	15.52	14.79	14.69	14.30	14.53	15.31	18.72		
		Cumulative time (s)	171.86	156.33	140.31	123.99	107.86	92.34	77.55	62.86	48.56	34.03	18.72	3:19.41	
		Speed (m/s)	12.88	12.48	12.25	12.40	12.89	13.52	13.61	13.99	13.76	13.06	10.68	13.04	
		Stride length (m)	5.62	5.48	5.38	5.45	5.62	5.82	5.82	5.86	5.69	5.42	4.94	5.60	
		Stride duration (s)	0.437	0.439	0.439	0.440	0.436	0.430	0.427	0.419	0.414	0.415	0.462	0.430	
		Stride efficiency (%)	49.43	46.89	45.28	46.47	49.29	52.88	52.87	53.69	50.67	45.96	38.06	49.04	
		Stride count	35.56	36.51	37.16	36.68	35.61	34.38	34.38	34.12	35.12	36.88	40.53	464.12	

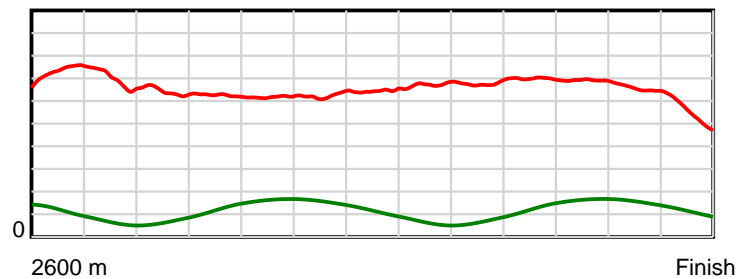
10 m Stride length



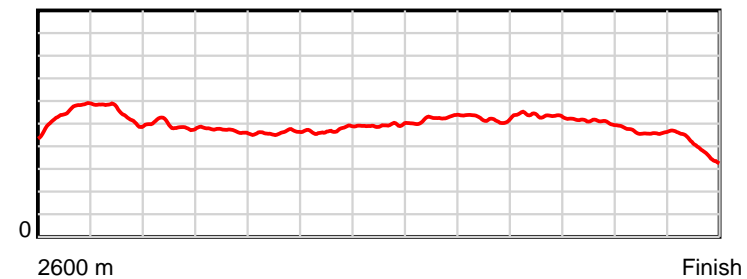
0.6 s Stride duration



20 m/sec Speed



100 % Stride efficiency



Note: Horizontal distance axis grid lines are 200m furlongs.

## Disclaimer.

HRNZ and NZMTC and Thoroughbred Ratings Pty Ltd accepts no responsibility for the completeness or accuracy of any of the information contained herein, and makes no representations about its suitability for any particular purpose. Users should make their own judgements about those matters and/or seek independent advice. You assume all risks associated with use of the data provided on this page.