



## Race Results

NZ Metropolitan Trotting Club Inc, HRNZ, January 31, 2020

Compilation date: January 31, 2020, 7:07:52 PM (NZDT)

Copyright © 2020 HRNZ and NZMTC. All rights reserved.

### Trademarks.

StrideMASTER is a registered trademark of Thoroughbred Ratings Pty Ltd.

### Disclaimer.

HRNZ and NZMTC and Thoroughbred Ratings Pty Ltd accepts no responsibility for the completeness or accuracy of any of the information contained herein, and makes no representations about its suitability for any particular purpose. Users should make their own judgements about those matters and/or seek independent advice. You assume all risks associated with use of the data provided on this page.



# Race Results



January 31, 2020, Race 4, , Distance 2600m, Addington - Survey 3200m

Result	TAB no.	Horse (Barrier)	2600 to	2400m to
1st	4	<b>War Admiral (6)</b>	<b>2400m</b>	<b>2200m</b>
		Position in running (margin)	-	5(12.0)
		Sectional time (s)	17.95	15.10
		Cumulative time (s)	198.28	180.33
		Speed (m/s)	11.14	13.25
		Stride length (m)	6.08	6.69
		Stride duration (s)	0.498	0.505
		Stride efficiency (%)	57.69	69.98
		Stride count	32.92	29.89

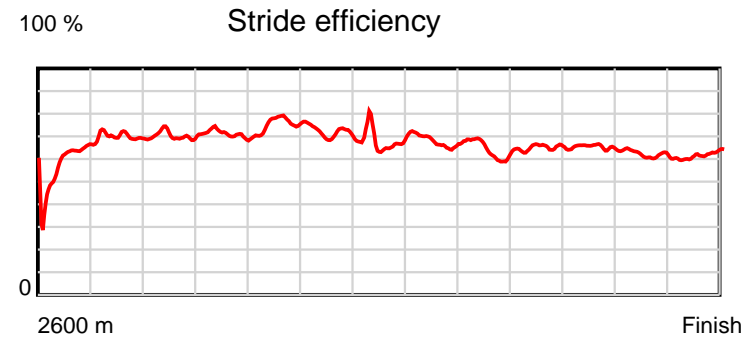
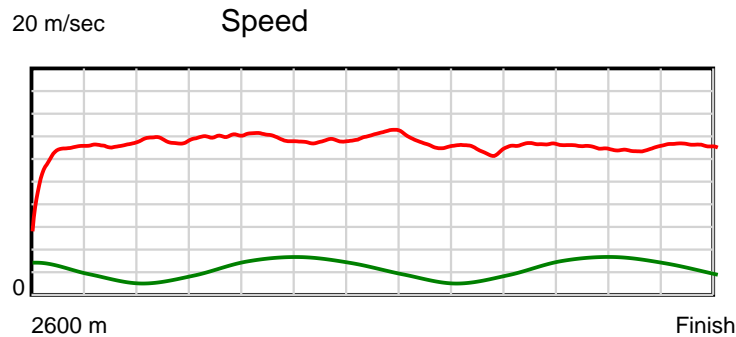
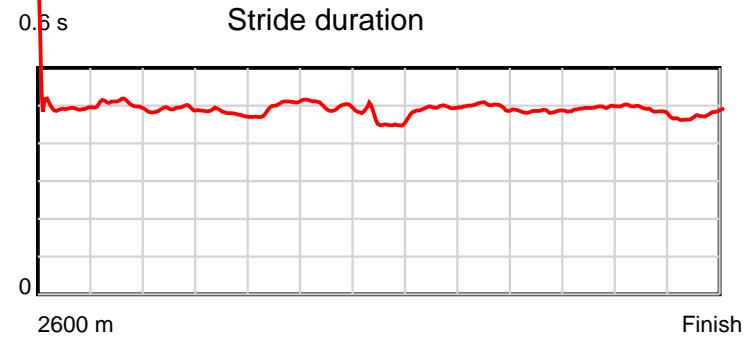
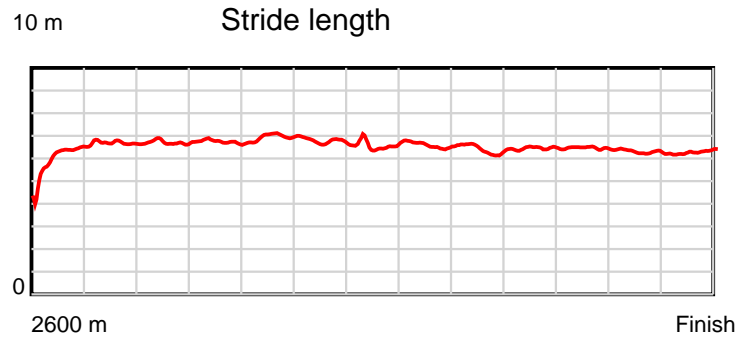
#### Disclaimer.

HRNZ and NZMTC and Thoroughbred Ratings Pty Ltd accepts no responsibility for the completeness or accuracy of any of the information contained herein, and makes no representations about its suitability for any particular purpose. Users should make their own judgements about those matters and/or seek independent advice. You assume all risks associated with use of the data provided on this page.

# Race Results

January 31, 2020, Race 4, , Distance 2600m, Addington - Survey 3200m

Result	TAB no.	Horse (Barrier)	2200m to	2000m to	1800m to	1600m to	1400m to	1200m to	1000m to	800m to	600m to	400m to	200m to	Total or	Margin
1st	4	<b>War Admiral (6)</b>	<b>2000m</b>	<b>1800m</b>	<b>1600m</b>	<b>1400m</b>	<b>1200m</b>	<b>1000m</b>	<b>800m</b>	<b>600m</b>	<b>400m</b>	<b>200m</b>	<b>WP</b>	<b>Average</b>	
		Position in running (margin)	6(14.9)	6(15.0)	6(9.6)	5(6.0)	3(2.3)	1(0.0)	1(0.0)	1(0.0)	1(0.0)	1(0.0)	1(0.0)		0.00
		Sectional time (s)	14.95	14.14	14.72	14.96	14.05	15.10	15.65	15.10	15.63	15.68	15.25		
		Cumulative time (s)	165.23	150.28	136.14	121.42	106.46	92.41	77.31	61.66	46.56	30.93	15.25	3:18.28	
		Speed (m/s)	13.38	14.14	13.59	13.37	14.23	13.25	12.78	13.25	12.80	12.76	13.11	13.11	
		Stride length (m)	6.56	6.79	6.77	6.66	6.56	6.54	6.37	6.42	6.33	6.23	6.23	6.47	
		Stride duration (s)	0.491	0.480	0.499	0.498	0.461	0.494	0.498	0.485	0.495	0.488	0.475	0.494	
		Stride efficiency (%)	67.30	72.01	71.71	69.24	67.34	66.94	63.37	64.35	62.64	60.58	60.67	65.45	
		Stride count	30.48	29.46	29.52	30.05	30.47	30.56	31.41	31.17	31.59	32.12	32.10	401.74	



Note: Horizontal distance axis grid lines are 200m furlongs.

#### Disclaimer.

HRNZ and NZMTC and Thoroughbred Ratings Pty Ltd accepts no responsibility for the completeness or accuracy of any of the information contained herein, and makes no representations about its suitability for any particular purpose. Users should make their own judgements about those matters and/or seek independent advice. You assume all risks associated with use of the data provided on this page.



# Race Results



January 31, 2020, Race 4, , Distance 2600m, Addington - Survey 3200m

Result	TAB no.	Horse (Barrier)	2600 to	2400m to
2nd	5	<b>The Dominator (1)</b>	<b>2400m</b>	<b>2200m</b>
		Position in running (margin)	-	7(16.1)
		Sectional time (s)	18.72	15.15
		Cumulative time (s)	198.49	179.77
		Speed (m/s)	10.68	13.20
		Stride length (m)	6.03	6.36
		Stride duration (s)	0.471	0.482
		Stride efficiency (%)	56.78	63.21
		Stride count	33.18	31.45

#### Disclaimer.

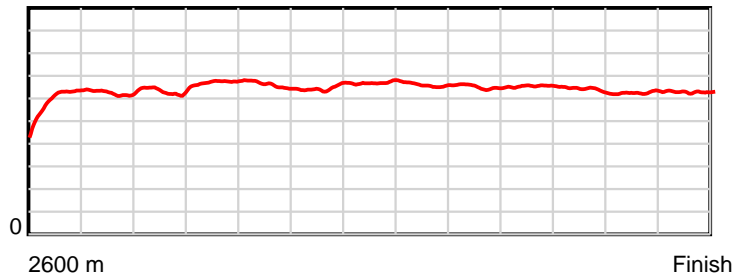
HRNZ and NZMTC and Thoroughbred Ratings Pty Ltd accepts no responsibility for the completeness or accuracy of any of the information contained herein, and makes no representations about its suitability for any particular purpose. Users should make their own judgements about those matters and/or seek independent advice. You assume all risks associated with use of the data provided on this page.

# Race Results

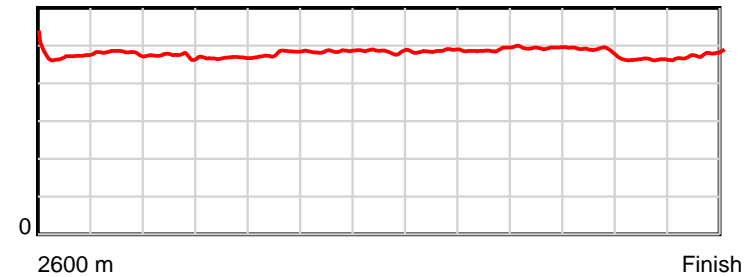
January 31, 2020, Race 4, , Distance 2600m, Addington - Survey 3200m

Result	TAB no.	Horse (Barrier)	2200m to	2000m to	1800m to	1600m to	1400m to	1200m to	1000m to	800m to	600m to	400m to	200m to	Total or	Margin
2nd	5	<b>The Dominator (1)</b>	<b>2000m</b>	<b>1800m</b>	<b>1600m</b>	<b>1400m</b>	<b>1200m</b>	<b>1000m</b>	<b>800m</b>	<b>600m</b>	<b>400m</b>	<b>200m</b>	<b>WP</b>	<b>Average</b>	
		Position in running (margin)	7(19.2)	7(19.4)	7(12.8)	7(8.9)	7(6.2)	7(6.7)	5(4.9)	4(3.0)	4(3.2)	4(3.8)	2(1.0)		1.20
		Sectional time (s)	14.96	13.95	14.68	15.11	14.53	14.79	15.34	15.12	15.73	15.22	15.19		
		Cumulative time (s)	164.62	149.66	135.71	121.03	105.92	91.39	76.60	61.26	46.14	30.41	15.19	3:18.49	
		Speed (m/s)	13.37	14.34	13.62	13.24	13.76	13.52	13.04	13.23	12.71	13.14	13.17	13.10	
		Stride length (m)	6.33	6.70	6.53	6.41	6.68	6.57	6.37	6.54	6.20	6.08	6.28	6.38	
		Stride duration (s)	0.473	0.468	0.479	0.484	0.485	0.486	0.489	0.494	0.487	0.463	0.477	0.487	
		Stride efficiency (%)	62.54	70.23	66.58	64.14	69.70	67.48	63.46	66.77	59.98	57.82	61.59	63.67	
		Stride count	31.61	29.83	30.64	31.22	29.95	30.43	31.38	30.60	32.28	32.88	31.86	407.31	

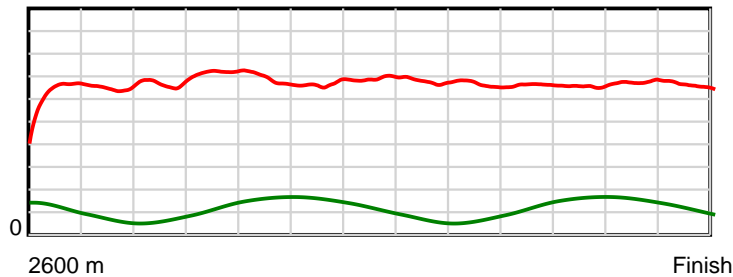
10 m Stride length



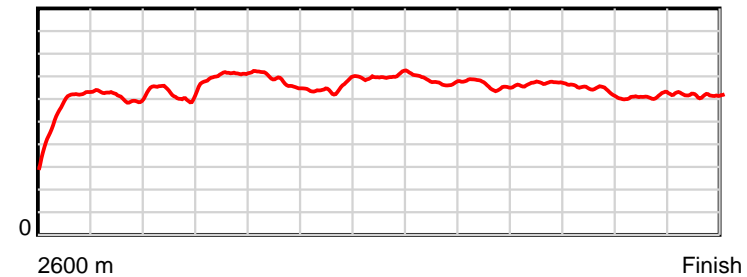
0.6 s Stride duration



20 m/sec Speed



100 % Stride efficiency



Note: Horizontal distance axis grid lines are 200m furlongs.

## Disclaimer.

HRNZ and NZMTC and Thoroughbred Ratings Pty Ltd accepts no responsibility for the completeness or accuracy of any of the information contained herein, and makes no representations about its suitability for any particular purpose. Users should make their own judgements about those matters and/or seek independent advice. You assume all risks associated with use of the data provided on this page.



# Race Results



January 31, 2020, Race 4, , Distance 2600m, Addington - Survey 3200m

Result	TAB no.	Horse (Barrier)	2600 to	2400m to
3rd	3	<b>Didjabringtheb... (3)</b>	<b>2400m</b>	<b>2200m</b>
		Position in running (margin)	-	4(9.0)
		Sectional time (s)	17.48	15.12
		Cumulative time (s)	200.00	182.52
		Speed (m/s)	11.44	13.23
		Stride length (m)	5.75	6.07
		Stride duration (s)	0.463	0.459
		Stride efficiency (%)	51.72	57.61
		Stride count	34.76	32.94

#### Disclaimer.

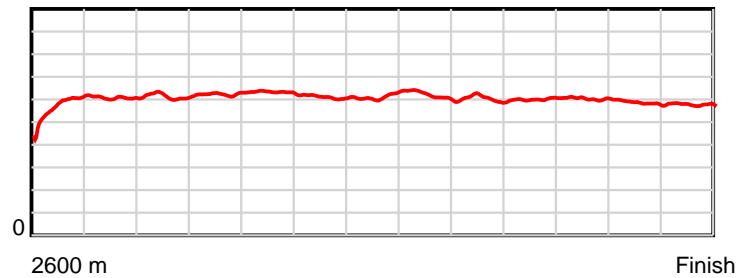
HRNZ and NZMTC and Thoroughbred Ratings Pty Ltd accepts no responsibility for the completeness or accuracy of any of the information contained herein, and makes no representations about its suitability for any particular purpose. Users should make their own judgements about those matters and/or seek independent advice. You assume all risks associated with use of the data provided on this page.

# Race Results

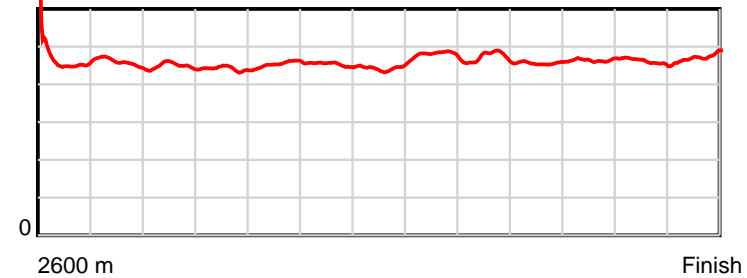
January 31, 2020, Race 4, , Distance 2600m, Addington - Survey 3200m

Result	TAB no.	Horse (Barrier)	2200m to	2000m to	1800m to	1600m to	1400m to	1200m to	1000m to	800m to	600m to	400m to	200m to	Total or	Margin
3rd	3	Didjabringtheb... (3)	2000m	1800m	1600m	1400m	1200m	1000m	800m	600m	400m	200m	WP	Average	
		Position in running (margin)	4(12.0)	4(12.1)	4(7.1)	3(3.6)	1(0.0)	2(0.2)	2(2.2)	3(2.8)	3(2.7)	3(3.0)	3(2.6)		9.80
		Sectional time (s)	14.94	14.21	14.74	14.97	14.47	15.44	15.74	15.09	15.67	15.62	16.51		
		Cumulative time (s)	167.40	152.46	138.25	123.51	108.54	94.07	78.63	62.89	47.80	32.13	16.51	3:20.00	
		Speed (m/s)	13.39	14.07	13.57	13.36	13.82	12.95	12.71	13.25	12.76	12.80	12.11	13.00	
		Stride length (m)	6.00	6.21	6.15	6.04	6.14	6.21	5.99	6.04	5.93	5.88	5.74	6.01	
		Stride duration (s)	0.448	0.441	0.454	0.452	0.444	0.480	0.472	0.456	0.465	0.460	0.474	0.462	
		Stride efficiency (%)	56.31	60.20	59.19	57.10	58.93	60.35	56.10	57.04	54.96	54.09	51.44	56.44	
		Stride count	33.32	32.22	32.50	33.09	32.57	32.18	33.38	33.10	33.72	33.99	34.86	432.63	

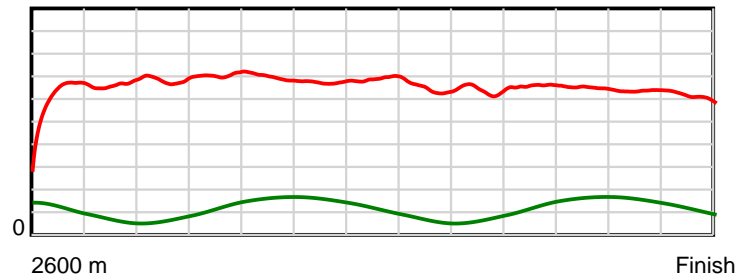
10 m Stride length



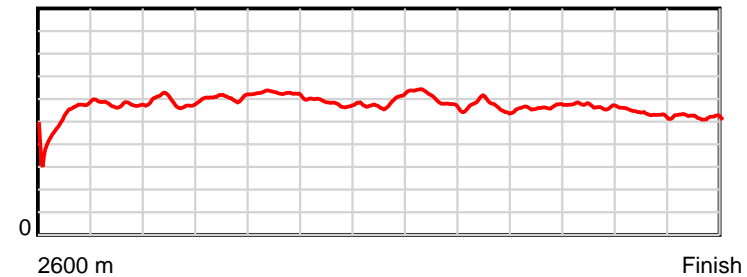
0.6 s Stride duration



20 m/sec Speed



100 % Stride efficiency



Note: Horizontal distance axis grid lines are 200m furlongs.

## Disclaimer.

HRNZ and NZMTC and Thoroughbred Ratings Pty Ltd accepts no responsibility for the completeness or accuracy of any of the information contained herein, and makes no representations about its suitability for any particular purpose. Users should make their own judgements about those matters and/or seek independent advice. You assume all risks associated with use of the data provided on this page.



# Race Results



January 31, 2020, Race 4, , Distance 2600m, Addington - Survey 3200m

Result	TAB no.	Horse (Barrier)	2600 to	2400m to
4th	8	Monkey's Way (0)	2400m	2200m
		Position in running (margin)	-	3(7.3)
		Sectional time (s)	17.26	14.84
		Cumulative time (s)	200.23	182.97
		Speed (m/s)	11.59	13.48
		Stride length (m)	5.75	5.94
		Stride duration (s)	0.430	0.441
		Stride efficiency (%)	51.60	55.23
		Stride count	34.81	33.64

#### Disclaimer.

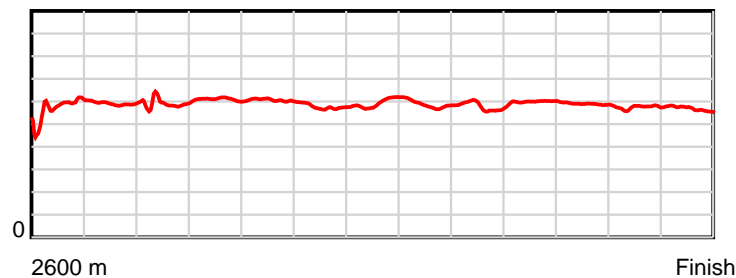
HRNZ and NZMTC and Thoroughbred Ratings Pty Ltd accepts no responsibility for the completeness or accuracy of any of the information contained herein, and makes no representations about its suitability for any particular purpose. Users should make their own judgements about those matters and/or seek independent advice. You assume all risks associated with use of the data provided on this page.

# Race Results

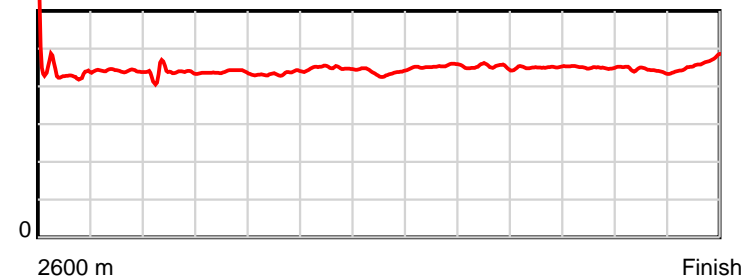
January 31, 2020, Race 4, , Distance 2600m, Addington - Survey 3200m

Result	TAB no.	Horse (Barrier)	2200m to	2000m to	1800m to	1600m to	1400m to	1200m to	1000m to	800m to	600m to	400m to	200m to	Total or	Margin
4th	8	Monkey's Way (0)	2000m	1800m	1600m	1400m	1200m	1000m	800m	600m	400m	200m	WP	Average	
		Position in running (margin)	3(8.6)	3(8.0)	3(3.8)	1(0.0)	2(0.6)	3(2.5)	4(3.9)	5(4.5)	5(4.5)	5(4.6)	4(4.4)		11.20
		Sectional time (s)	14.84	14.35	14.69	15.67	14.75	15.34	15.75	15.10	15.64	15.65	16.35		
		Cumulative time (s)	168.13	153.29	138.94	124.25	108.58	93.83	78.49	62.74	47.64	32.00	16.35	3:20.23	
		Speed (m/s)	13.48	13.94	13.61	12.76	13.56	13.04	12.70	13.25	12.79	12.78	12.23	12.98	
		Stride length (m)	5.84	6.11	5.91	5.73	5.94	5.92	5.73	5.97	5.76	5.65	5.65	5.83	
		Stride duration (s)	0.434	0.438	0.434	0.449	0.438	0.454	0.451	0.451	0.450	0.442	0.462	0.449	
		Stride efficiency (%)	53.38	58.28	54.53	51.23	55.06	54.69	51.36	55.68	51.81	49.95	49.87	53.20	
		Stride count	34.22	32.75	33.86	34.93	33.69	33.81	34.89	33.50	34.73	35.37	35.40	445.60	

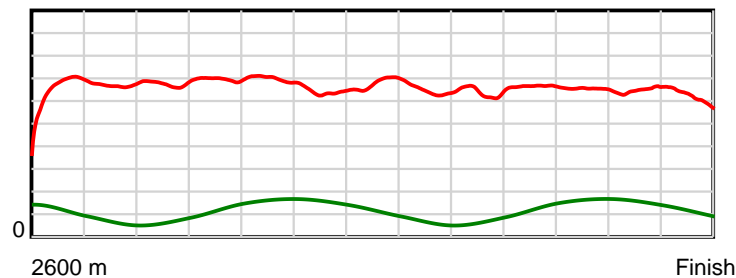
10 m Stride length



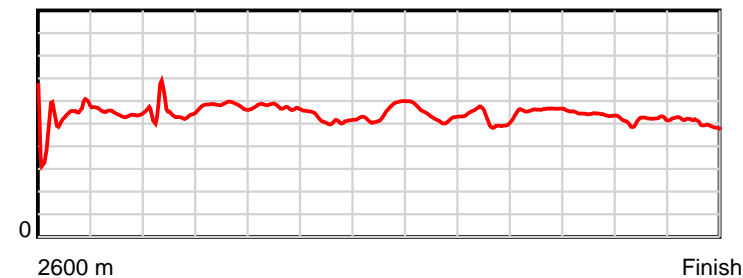
0.6 s Stride duration



20 m/sec Speed



100 % Stride efficiency



Note: Horizontal distance axis grid lines are 200m furlongs.

## Disclaimer.

HRNZ and NZMTC and Thoroughbred Ratings Pty Ltd accepts no responsibility for the completeness or accuracy of any of the information contained herein, and makes no representations about its suitability for any particular purpose. Users should make their own judgements about those matters and/or seek independent advice. You assume all risks associated with use of the data provided on this page.



# Race Results



January 31, 2020, Race 4, , Distance 2600m, Addington - Survey 3200m

Result	TAB no.	Horse (Barrier)	2600 to	2400m to
5th	1	<b>Overzealous (4)</b>	<b>2400m</b>	<b>2200m</b>
		Position in running (margin)	-	2(2.3)
		Sectional time (s)	16.37	14.72
		Cumulative time (s)	200.34	183.97
		Speed (m/s)	12.21	13.59
		Stride length (m)	5.46	5.92
		Stride duration (s)	0.443	0.436
		Stride efficiency (%)	46.58	54.84
		Stride count	36.63	33.76

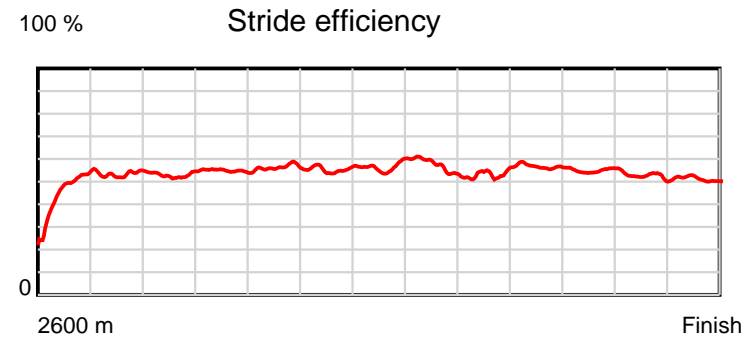
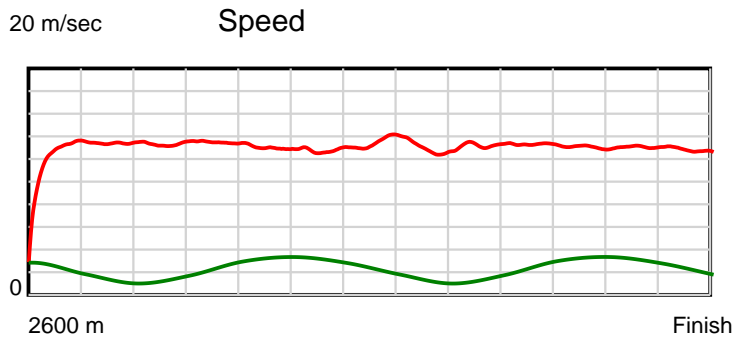
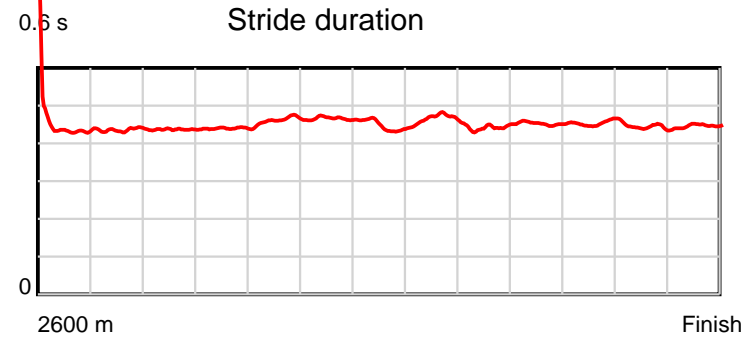
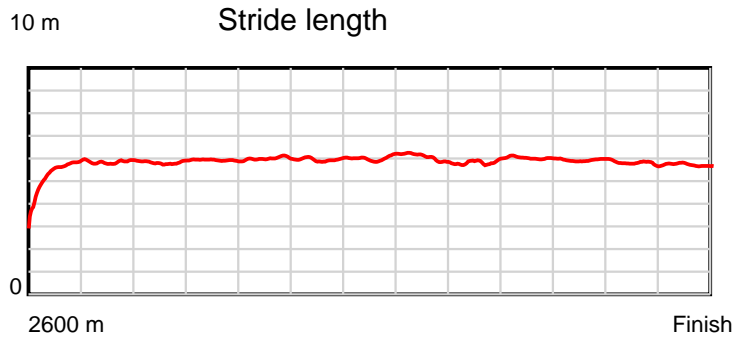
#### Disclaimer.

HRNZ and NZMTC and Thoroughbred Ratings Pty Ltd accepts no responsibility for the completeness or accuracy of any of the information contained herein, and makes no representations about its suitability for any particular purpose. Users should make their own judgements about those matters and/or seek independent advice. You assume all risks associated with use of the data provided on this page.

# Race Results

January 31, 2020, Race 4, , Distance 2600m, Addington - Survey 3200m

Result	TAB no.	Horse (Barrier)	2200m to	2000m to	1800m to	1600m to	1400m to	1200m to	1000m to	800m to	600m to	400m to	200m to	Total or	Margin
5th	1	<b>Overzealous (4)</b>	<b>2000m</b>	<b>1800m</b>	<b>1600m</b>	<b>1400m</b>	<b>1200m</b>	<b>1000m</b>	<b>800m</b>	<b>600m</b>	<b>400m</b>	<b>200m</b>	<b>WP</b>	<b>Average</b>	
		Position in running (margin)	2(2.9)	2(3.8)	2(2.2)	4(3.8)	6(4.3)	6(6.7)	8(8.1)	8(7.0)	8(7.1)	8(8.7)	8(8.7)		11.80
		Sectional time (s)	15.08	14.78	15.59	15.66	14.83	15.33	15.46	15.12	15.90	15.69	15.81		
		Cumulative time (s)	169.25	154.17	139.39	123.80	108.14	93.31	77.98	62.52	47.40	31.50	15.81	3:20.34	
		Speed (m/s)	13.26	13.53	12.83	12.77	13.49	13.05	12.94	13.23	12.58	12.75	12.65	12.98	
		Stride length (m)	5.79	5.95	5.91	5.95	6.03	6.08	5.71	5.98	5.72	5.65	5.66	5.83	
		Stride duration (s)	0.437	0.439	0.461	0.466	0.447	0.466	0.442	0.452	0.455	0.443	0.447	0.449	
		Stride efficiency (%)	52.38	55.24	54.60	55.31	56.86	57.71	51.02	55.94	51.07	49.85	50.03	53.04	
		Stride count	34.55	33.64	33.84	33.62	33.15	32.91	35.00	33.43	34.99	35.41	35.35	446.28	



Note: Horizontal distance axis grid lines are 200m furlongs.

#### Disclaimer.

HRNZ and NZMTC and Thoroughbred Ratings Pty Ltd accepts no responsibility for the completeness or accuracy of any of the information contained herein, and makes no representations about its suitability for any particular purpose. Users should make their own judgements about those matters and/or seek independent advice. You assume all risks associated with use of the data provided on this page.



# Race Results



January 31, 2020, Race 4, , Distance 2600m, Addington - Survey 3200m

Result	TAB no.	Horse (Barrier)	2600 to	2400m to
6th	2	<b>Sundons Flyer (5)</b>	<b>2400m</b>	<b>2200m</b>
		Position in running (margin)	-	1(0.0)
		Sectional time (s)	15.96	14.62
		Cumulative time (s)	200.51	184.55
		Speed (m/s)	12.53	13.68
		Stride length (m)	5.16	5.87
		Stride duration (s)	0.411	0.429
		Stride efficiency (%)	41.59	53.78
		Stride count	38.77	34.09

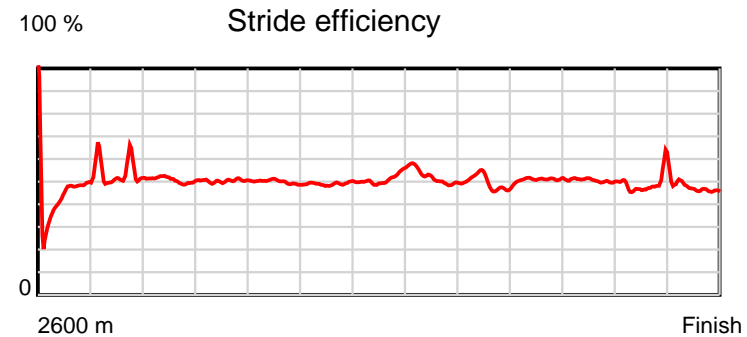
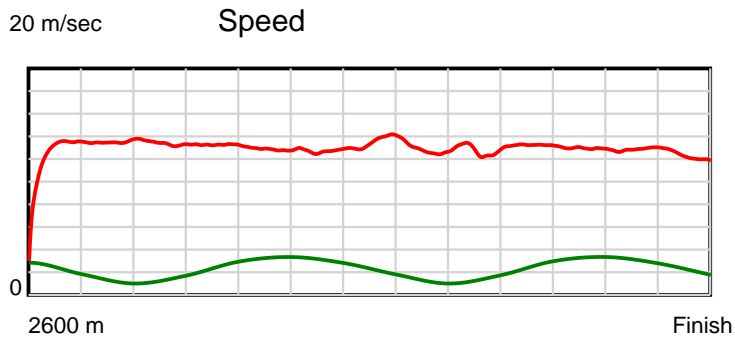
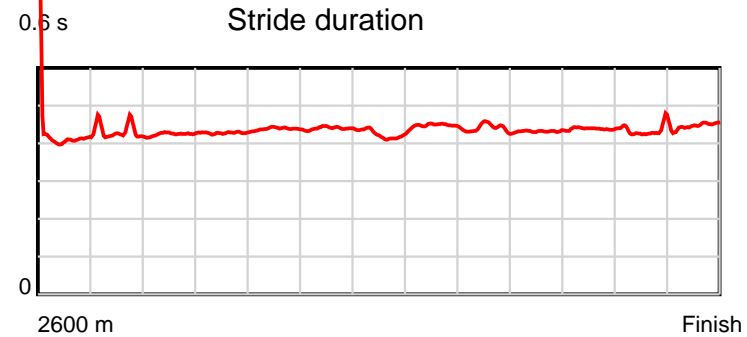
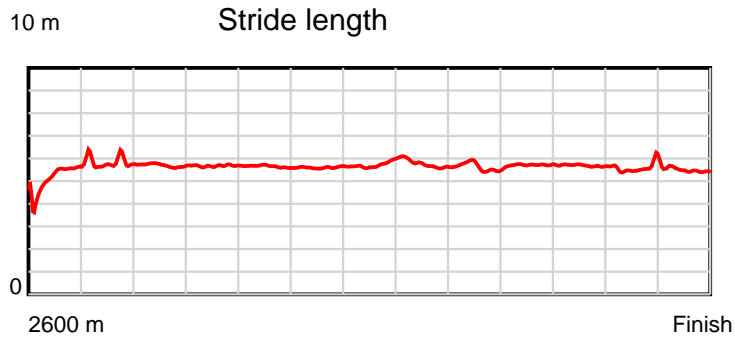
#### Disclaimer.

HRNZ and NZMTC and Thoroughbred Ratings Pty Ltd accepts no responsibility for the completeness or accuracy of any of the information contained herein, and makes no representations about its suitability for any particular purpose. Users should make their own judgements about those matters and/or seek independent advice. You assume all risks associated with use of the data provided on this page.

# Race Results

January 31, 2020, Race 4, , Distance 2600m, Addington - Survey 3200m

Result	TAB no.	Horse (Barrier)	2200m to	2000m to	1800m to	1600m to	1400m to	1200m to	1000m to	800m to	600m to	400m to	200m to	Total or	Margin
6th	2	<b>Sundons Flyer (5)</b>	<b>2000m</b>	<b>1800m</b>	<b>1600m</b>	<b>1400m</b>	<b>1200m</b>	<b>1000m</b>	<b>800m</b>	<b>600m</b>	<b>400m</b>	<b>200m</b>	<b>WP</b>	<b>Average</b>	
		Position in running (margin)	1(0.0)	1(0.0)	1(0.0)	2(1.7)	4(2.5)	4(4.3)	6(5.7)	7(6.6)	7(6.7)	6(6.8)	6(5.6)		12.70
		Sectional time (s)	14.93	15.05	15.61	15.69	14.74	15.34	15.78	15.13	15.65	15.49	16.52		
		Cumulative time (s)	169.93	155.00	139.95	124.34	108.65	93.91	78.57	62.79	47.66	32.01	16.52	3:20.51	
		Speed (m/s)	13.40	13.29	12.81	12.75	13.57	13.04	12.67	13.22	12.78	12.91	12.11	12.97	
		Stride length (m)	5.68	5.68	5.62	5.60	5.75	5.84	5.58	5.71	5.61	5.59	5.40	5.62	
		Stride duration (s)	0.424	0.428	0.439	0.439	0.424	0.448	0.440	0.432	0.439	0.433	0.446	0.433	
		Stride efficiency (%)	50.37	50.47	49.31	48.99	51.75	53.26	48.61	50.95	49.13	48.86	45.55	49.28	
		Stride count	35.23	35.19	35.60	35.72	34.76	34.26	35.86	35.03	35.67	35.77	37.05	463.00	



Note: Horizontal distance axis grid lines are 200m furlongs.

#### Disclaimer.

HRNZ and NZMTC and Thoroughbred Ratings Pty Ltd accepts no responsibility for the completeness or accuracy of any of the information contained herein, and makes no representations about its suitability for any particular purpose. Users should make their own judgements about those matters and/or seek independent advice. You assume all risks associated with use of the data provided on this page.



# Race Results



January 31, 2020, Race 4, , Distance 2600m, Addington - Survey 3200m

Result	TAB no.	Horse (Barrier)	2600 to	2400m to
7th	7	<b>Destiny Jones (7)</b>	<b>2400m</b>	<b>2200m</b>
		Position in running (margin)	-	6(13.3)
		Sectional time (s)	18.10	14.53
		Cumulative time (s)	200.86	182.76
		Speed (m/s)	11.05	13.76
		Stride length (m)	5.84	6.39
		Stride duration (s)	0.453	0.464
		Stride efficiency (%)	53.22	63.75
		Stride count	34.27	31.31

#### Disclaimer.

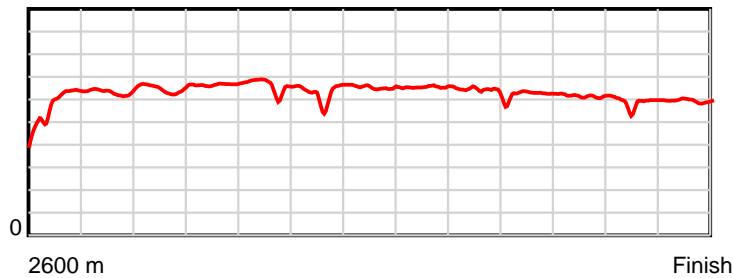
HRNZ and NZMTC and Thoroughbred Ratings Pty Ltd accepts no responsibility for the completeness or accuracy of any of the information contained herein, and makes no representations about its suitability for any particular purpose. Users should make their own judgements about those matters and/or seek independent advice. You assume all risks associated with use of the data provided on this page.

# Race Results

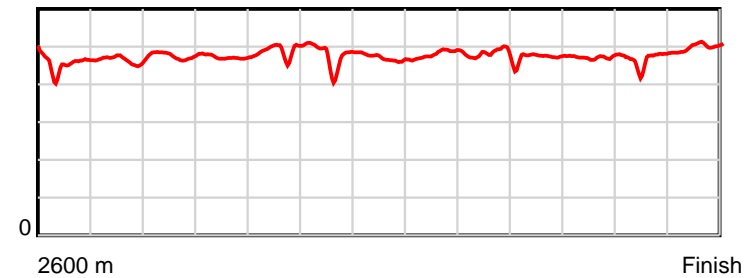
January 31, 2020, Race 4, , Distance 2600m, Addington - Survey 3200m

Result	TAB no.	Horse (Barrier)	2200m to	2000m to	1800m to	1600m to	1400m to	1200m to	1000m to	800m to	600m to	400m to	200m to	Total or	Margin
7th	7	<b>Destiny Jones (7)</b>	<b>2000m</b>	<b>1800m</b>	<b>1600m</b>	<b>1400m</b>	<b>1200m</b>	<b>1000m</b>	<b>800m</b>	<b>600m</b>	<b>400m</b>	<b>200m</b>	<b>WP</b>	<b>Average</b>	
		Position in running (margin)	5(12.8)	5(12.4)	5(7.8)	6(6.3)	5(4.3)	5(4.5)	3(2.6)	2(1.2)	2(1.2)	2(2.4)	5(5.3)		14.70
		Sectional time (s)	14.87	14.28	15.08	15.22	14.47	14.79	15.42	15.10	15.83	16.16	17.01		
		Cumulative time (s)	168.23	153.36	139.08	124.00	108.78	94.31	79.52	64.10	49.00	33.17	17.01	3:20.86	
		Speed (m/s)	13.45	14.01	13.26	13.14	13.82	13.52	12.97	13.25	12.63	12.38	11.76	12.94	
		Stride length (m)	6.40	6.61	6.47	6.26	6.50	6.49	6.15	6.30	5.95	5.78	5.88	6.22	
		Stride duration (s)	0.476	0.472	0.488	0.477	0.470	0.480	0.474	0.476	0.471	0.467	0.501	0.481	
		Stride efficiency (%)	63.97	68.29	65.38	61.33	65.93	65.82	59.05	62.02	55.35	52.19	54.12	60.45	
		Stride count	31.26	30.25	30.92	31.92	30.79	30.82	32.53	31.75	33.60	34.61	33.99	418.02	

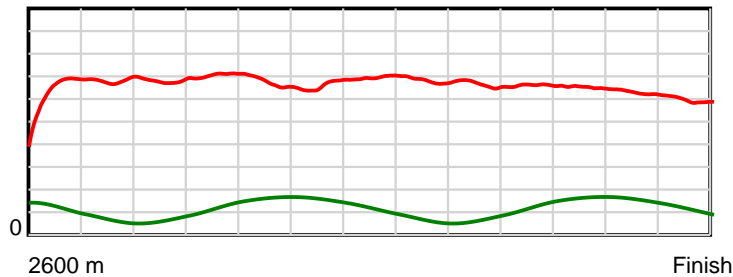
10 m Stride length



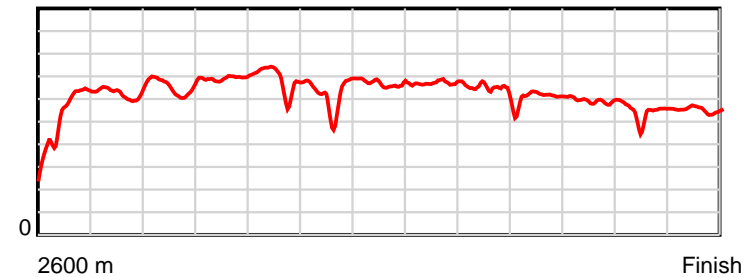
0.6 s Stride duration



20 m/sec Speed



100 % Stride efficiency



Note: Horizontal distance axis grid lines are 200m furlongs.

**Disclaimer.**

HRNZ and NZMTC and Thoroughbred Ratings Pty Ltd accepts no responsibility for the completeness or accuracy of any of the information contained herein, and makes no representations about its suitability for any particular purpose. Users should make their own judgements about those matters and/or seek independent advice. You assume all risks associated with use of the data provided on this page.



# Race Results



January 31, 2020, Race 4, , Distance 2600m, Addington - Survey 3200m

Result	TAB no.	Horse (Barrier)	2600 to	2400m to
8th	9	Great Things H... (2)	2400m	2200m
		Position in running (margin)	-	8(19.1)
		Sectional time (s)	19.11	15.10
		Cumulative time (s)	200.87	181.76
		Speed (m/s)	10.46	13.25
		Stride length (m)	6.02	6.45
		Stride duration (s)	0.473	0.487
		Stride efficiency (%)	56.71	65.09
		Stride count	33.20	30.99

## Disclaimer.

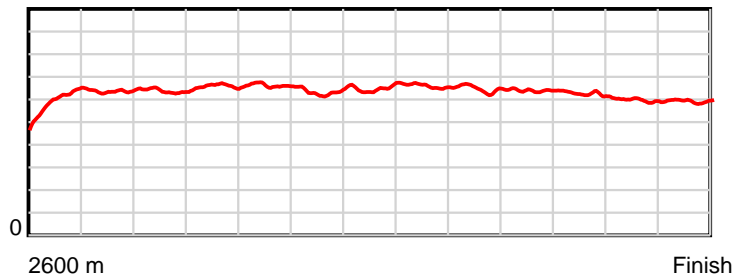
HRNZ and NZMTC and Thoroughbred Ratings Pty Ltd accepts no responsibility for the completeness or accuracy of any of the information contained herein, and makes no representations about its suitability for any particular purpose. Users should make their own judgements about those matters and/or seek independent advice. You assume all risks associated with use of the data provided on this page.

# Race Results

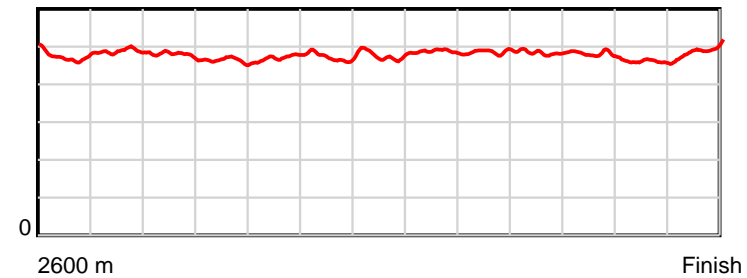
January 31, 2020, Race 4, , Distance 2600m, Addington - Survey 3200m

Result	TAB no.	Horse (Barrier)	2200m to	2000m to	1800m to	1600m to	1400m to	1200m to	1000m to	800m to	600m to	400m to	200m to	Total or	Margin
8th	9	Great Things H... (2)	2000m	1800m	1600m	1400m	1200m	1000m	800m	600m	400m	200m	WP	Average	
		Position in running (margin)	8(22.0)	8(22.7)	8(17.0)	8(12.1)	8(7.7)	8(9.0)	7(6.8)	6(5.4)	6(5.5)	7(7.5)	7(7.1)		14.80
		Sectional time (s)	15.05	14.10	14.51	14.82	14.65	14.74	15.42	15.12	15.97	15.61	16.67		
		Cumulative time (s)	166.66	151.61	137.51	123.00	108.18	93.53	78.79	63.37	48.25	32.28	16.67	3:20.87	
		Speed (m/s)	13.29	14.18	13.78	13.50	13.65	13.57	12.97	13.23	12.52	12.81	12.00	12.94	
		Stride length (m)	6.37	6.57	6.47	6.37	6.50	6.60	6.29	6.39	6.01	5.87	5.91	6.29	
		Stride duration (s)	0.479	0.463	0.470	0.472	0.476	0.487	0.485	0.483	0.480	0.458	0.493	0.486	
		Stride efficiency (%)	63.38	67.50	65.46	63.49	65.95	68.14	61.88	63.88	56.37	53.83	54.61	61.74	
		Stride count	31.40	30.43	30.90	31.38	30.79	30.29	31.78	31.28	33.30	34.08	33.83	413.65	

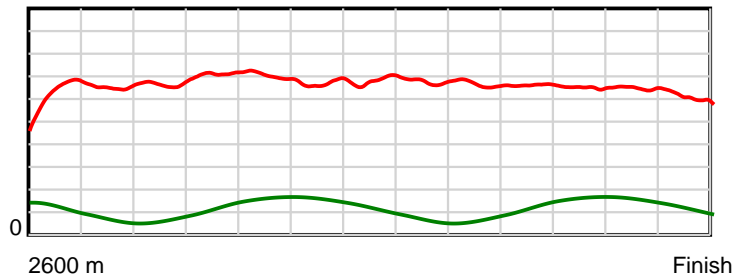
10 m Stride length



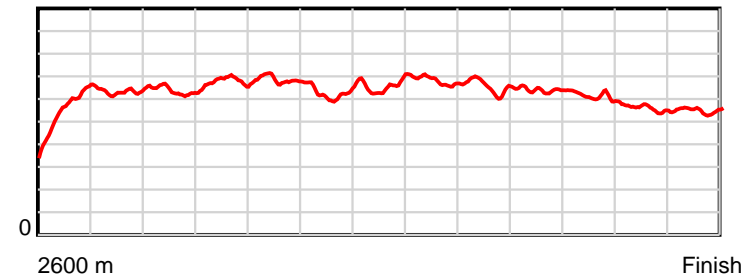
0.6 s Stride duration



20 m/sec Speed



100 % Stride efficiency



Note: Horizontal distance axis grid lines are 200m furlongs.

## Disclaimer.

HRNZ and NZMTC and Thoroughbred Ratings Pty Ltd accepts no responsibility for the completeness or accuracy of any of the information contained herein, and makes no representations about its suitability for any particular purpose. Users should make their own judgements about those matters and/or seek independent advice. You assume all risks associated with use of the data provided on this page.