



## Race Results

NZ Metropolitan Trotting Club Inc, HRNZ, February 20, 2020

Compilation date: February 20, 2020, 7:48:19 PM (NZDT)

Copyright © 2020 HRNZ and NZMTC. All rights reserved.

### Trademarks.

StrideMASTER is a registered trademark of Thoroughbred Ratings Pty Ltd.

### Disclaimer.

HRNZ and NZMTC and Thoroughbred Ratings Pty Ltd accepts no responsibility for the completeness or accuracy of any of the information contained herein, and makes no representations about its suitability for any particular purpose. Users should make their own judgements about those matters and/or seek independent advice. You assume all risks associated with use of the data provided on this page.



# Race Results



February 20, 2020, Race 5, GARRY THOMPSON - FERNLAW PACE, Distance 2600m, Addington - Survey 3200m

Result	TAB no.	Horse (Barrier)	2600 to	2400m to
1st	1	<b>Rockroll King (1)</b>	<b>2400m</b>	<b>2200m</b>
		Position in running (margin)	-	11(19.7)
		Sectional time (s)	19.69	15.05
		Cumulative time (s)	202.28	182.59
		Speed (m/s)	10.16	13.29
		Stride length (m)	4.87	6.26
		Stride duration (s)	0.450	0.471
		Stride efficiency (%)	37.01	61.16
		Stride count	41.09	31.97

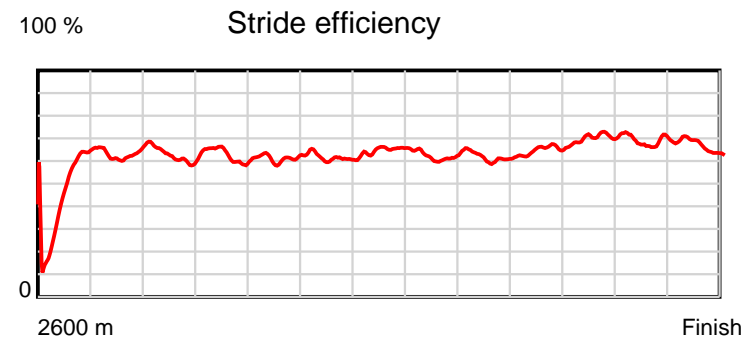
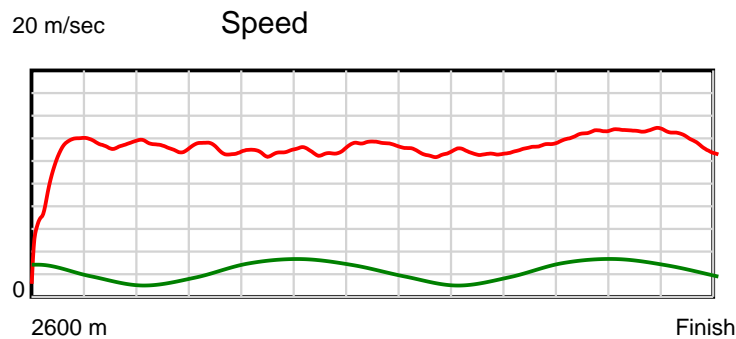
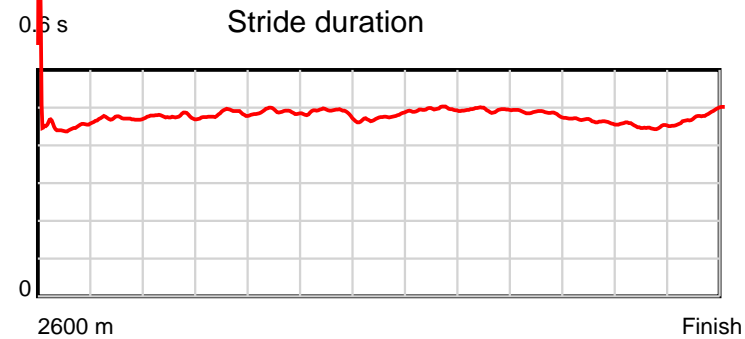
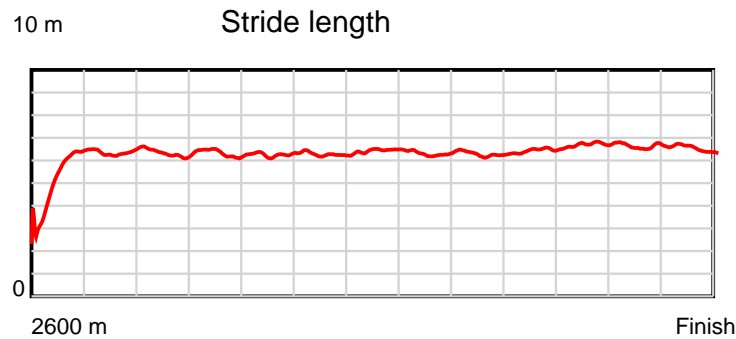
#### Disclaimer.

HRNZ and NZMTC and Thoroughbred Ratings Pty Ltd accepts no responsibility for the completeness or accuracy of any of the information contained herein, and makes no representations about its suitability for any particular purpose. Users should make their own judgements about those matters and/or seek independent advice. You assume all risks associated with use of the data provided on this page.

# Race Results

February 20, 2020, Race 5, GARRY THOMPSON - FERNLAW PACE, Distance 2600m, Addington - Survey 3200m

Result	TAB no.	Horse (Barrier)	2200m to	2000m to	1800m to	1600m to	1400m to	1200m to	1000m to	800m to	600m to	400m to	200m to	Total or	Margin
1st	1	Rocknroll King (1)	2000m	1800m	1600m	1400m	1200m	1000m	800m	600m	400m	200m	WP	Average	
		Position in running (margin)	11(21.3)	11(19.1)	12(16.1)	12(15.9)	11(11.7)	2(1.9)	1(0.0)	2(0.2)	1(0.0)	2(0.7)	1(0.0)		0.00
		Sectional time (s)	15.45	15.40	16.01	15.74	14.97	16.00	16.06	14.91	14.03	13.87	15.10		
		Cumulative time (s)	167.54	152.09	136.69	120.68	104.94	89.97	73.97	57.91	43.00	28.97	15.10	3:22.28	
		Speed (m/s)	12.94	12.99	12.49	12.71	13.36	12.50	12.45	13.41	14.26	14.42	13.25	12.85	
		Stride length (m)	6.17	6.28	6.10	6.18	6.37	6.19	6.16	6.48	6.60	6.49	6.40	6.16	
		Stride duration (s)	0.477	0.484	0.489	0.487	0.476	0.495	0.494	0.483	0.463	0.450	0.483	0.480	
		Stride efficiency (%)	59.48	61.67	58.22	59.77	63.33	59.86	59.26	65.71	67.97	65.92	63.98	59.36	
		Stride count	32.42	31.84	32.76	32.34	31.42	32.31	32.48	30.84	30.33	30.79	31.26	421.85	



Note: Horizontal distance axis grid lines are 200m furlongs.

#### Disclaimer.

HRNZ and NZMTC and Thoroughbred Ratings Pty Ltd accepts no responsibility for the completeness or accuracy of any of the information contained herein, and makes no representations about its suitability for any particular purpose. Users should make their own judgements about those matters and/or seek independent advice. You assume all risks associated with use of the data provided on this page.



# Race Results



February 20, 2020, Race 5, GARRY THOMPSON - FERNLAW PACE, Distance 2600m, Addington - Survey 3200m

Result	TAB no.	Horse (Barrier)	2600 to	2400m to
2nd	3	<b>Unico Veloce (3)</b>	<b>2400m</b>	<b>2200m</b>
		Position in running (margin)	-	1(0.0)
		Sectional time (s)	16.65	14.79
		Cumulative time (s)	202.64	185.99
		Speed (m/s)	12.01	13.52
		Stride length (m)	5.31	6.07
		Stride duration (s)	0.417	0.449
		Stride efficiency (%)	44.03	57.60
		Stride count	37.68	32.94

#### Disclaimer.

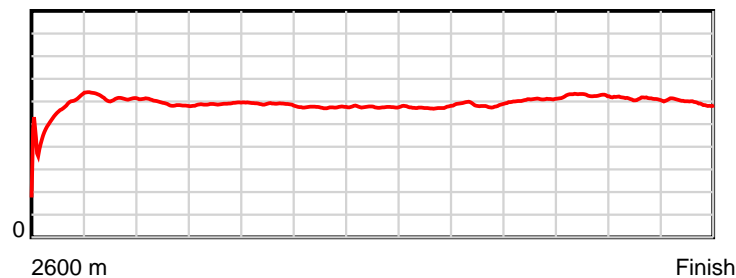
HRNZ and NZMTC and Thoroughbred Ratings Pty Ltd accepts no responsibility for the completeness or accuracy of any of the information contained herein, and makes no representations about its suitability for any particular purpose. Users should make their own judgements about those matters and/or seek independent advice. You assume all risks associated with use of the data provided on this page.

# Race Results

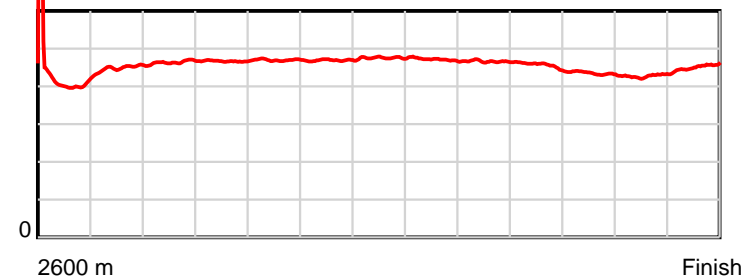
February 20, 2020, Race 5, GARRY THOMPSON - FERNLAW PACE, Distance 2600m, Addington - Survey 3200m

Result	TAB no.	Horse (Barrier)	2200m to	2000m to	1800m to	1600m to	1400m to	1200m to	1000m to	800m to	600m to	400m to	200m to	Total or	Margin
2nd	3	Unico Veloce (3)	2000m	1800m	1600m	1400m	1200m	1000m	800m	600m	400m	200m	WP	Average	
		Position in running (margin)	1(0.0)	1(0.0)	1(0.0)	1(0.0)	1(0.0)	1(0.0)	2(0.9)	1(0.0)	2(0.2)	1(0.0)	2(0.3)		2.00
		Sectional time (s)	15.81	15.91	16.04	16.44	16.61	16.46	15.88	14.97	13.88	14.03	15.17		
		Cumulative time (s)	171.20	155.39	139.48	123.44	107.00	90.39	73.93	58.05	43.08	29.20	15.17	3:22.64	
		Speed (m/s)	12.65	12.57	12.47	12.17	12.04	12.15	12.59	13.36	14.41	14.26	13.18	12.83	
		Stride length (m)	5.87	5.86	5.86	5.71	5.73	5.73	5.87	6.08	6.26	6.10	5.96	5.87	
		Stride duration (s)	0.464	0.467	0.470	0.469	0.476	0.471	0.466	0.455	0.434	0.428	0.452	0.457	
		Stride efficiency (%)	53.92	53.75	53.71	50.86	51.23	51.26	53.84	57.81	61.16	58.07	55.58	53.81	
		Stride count	34.05	34.10	34.11	35.06	34.93	34.92	34.07	32.88	31.97	32.81	33.54	443.06	

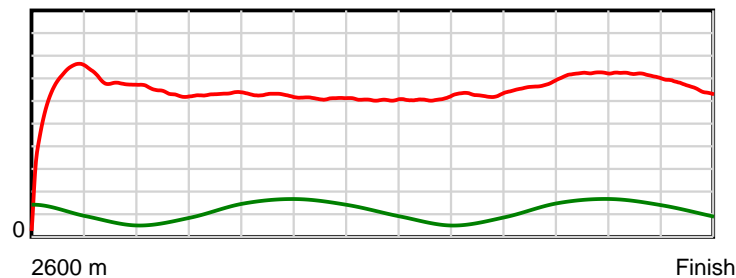
10 m Stride length



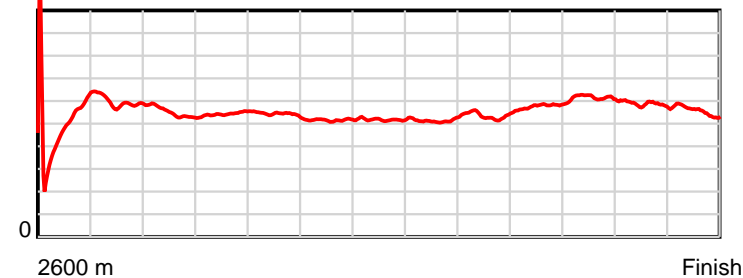
0.5 s Stride duration



20 m/sec Speed



100 % Stride efficiency



Note: Horizontal distance axis grid lines are 200m furlongs.

## Disclaimer.

HRNZ and NZMTC and Thoroughbred Ratings Pty Ltd accepts no responsibility for the completeness or accuracy of any of the information contained herein, and makes no representations about its suitability for any particular purpose. Users should make their own judgements about those matters and/or seek independent advice. You assume all risks associated with use of the data provided on this page.



# Race Results



February 20, 2020, Race 5, GARRY THOMPSON - FERNLAW PACE, Distance 2600m, Addington - Survey 3200m

Result	TAB no.	Horse (Barrier)	2600 to	2400m to
3rd	4	<b>The Kaik (4)</b>	<b>2400m</b>	<b>2200m</b>
		Position in running (margin)	-	3(4.4)
		Sectional time (s)	17.44	15.02
		Cumulative time (s)	202.65	185.21
		Speed (m/s)	11.47	13.32
		Stride length (m)	5.23	5.89
		Stride duration (s)	0.437	0.442
		Stride efficiency (%)	42.74	54.27
		Stride count	38.24	33.94

#### Disclaimer.

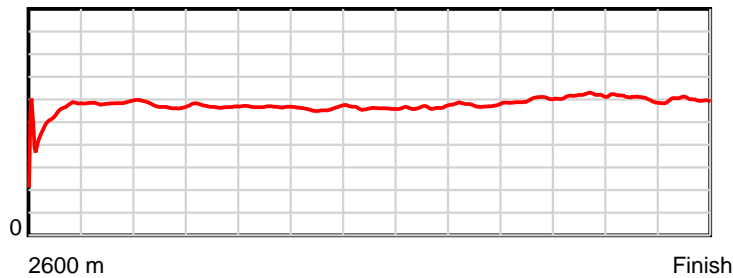
HRNZ and NZMTC and Thoroughbred Ratings Pty Ltd accepts no responsibility for the completeness or accuracy of any of the information contained herein, and makes no representations about its suitability for any particular purpose. Users should make their own judgements about those matters and/or seek independent advice. You assume all risks associated with use of the data provided on this page.

# Race Results

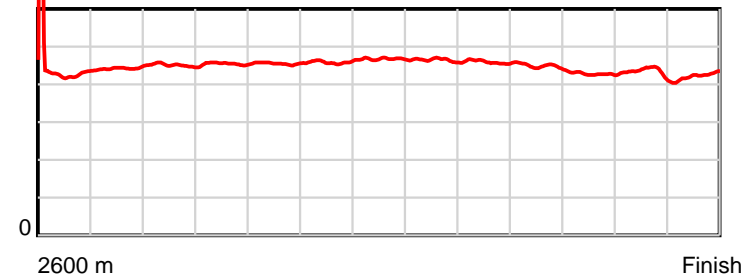
February 20, 2020, Race 5, GARRY THOMPSON - FERNLAW PACE, Distance 2600m, Addington - Survey 3200m

Result	TAB no.	Horse (Barrier)	2200m to	2000m to	1800m to	1600m to	1400m to	1200m to	1000m to	800m to	600m to	400m to	200m to	Total or	Margin
3rd	4	The Kaik (4)	2000m	1800m	1600m	1400m	1200m	1000m	800m	600m	400m	200m	WP	Average	
		Position in running (margin)	3(5.8)	3(5.4)	3(4.9)	4(5.1)	4(4.1)	5(4.0)	6(4.2)	5(3.8)	5(3.9)	5(4.2)	7(6.7)		2.00
		Sectional time (s)	15.74	15.84	16.08	16.27	16.59	16.35	15.97	14.95	13.97	14.39	14.04		
		Cumulative time (s)	170.19	154.45	138.61	122.53	106.26	89.67	73.32	57.35	42.40	28.43	14.04	3:22.65	
		Speed (m/s)	12.71	12.63	12.44	12.29	12.06	12.23	12.52	13.38	14.32	13.90	14.25	12.83	
		Stride length (m)	5.73	5.74	5.67	5.64	5.63	5.68	5.76	6.00	6.12	6.02	6.02	5.77	
		Stride duration (s)	0.451	0.455	0.456	0.459	0.467	0.464	0.460	0.449	0.428	0.433	0.423	0.450	
		Stride efficiency (%)	51.28	51.49	50.19	49.71	49.58	50.39	51.78	56.27	58.60	56.62	56.60	52.02	
		Stride count	34.91	34.84	35.29	35.46	35.51	35.22	34.75	33.33	32.66	33.23	33.23	450.61	

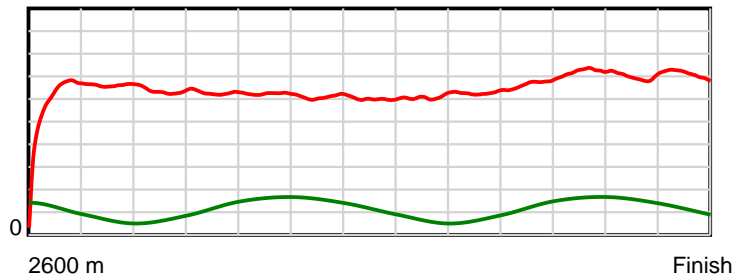
10 m Stride length



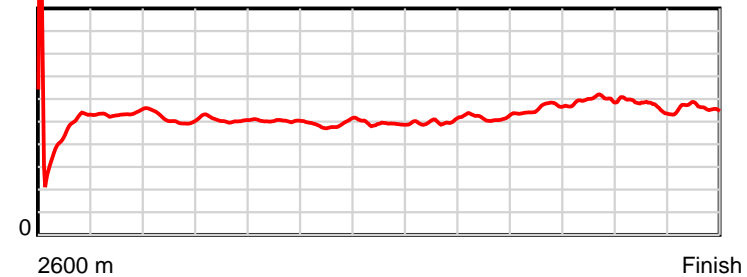
0.5 s Stride duration



20 m/sec Speed



100 % Stride efficiency



Note: Horizontal distance axis grid lines are 200m furlongs.

**Disclaimer.**

HRNZ and NZMTC and Thoroughbred Ratings Pty Ltd accepts no responsibility for the completeness or accuracy of any of the information contained herein, and makes no representations about its suitability for any particular purpose. Users should make their own judgements about those matters and/or seek independent advice. You assume all risks associated with use of the data provided on this page.



# Race Results



February 20, 2020, Race 5, GARRY THOMPSON - FERNLAW PACE, Distance 2600m, Addington - Survey 3200m

Result	TAB no.	Horse (Barrier)	2600 to	2400m to
4th	2	Mr Bohannon (2)	2400m	2200m
		Position in running (margin)	-	4(7.1)
		Sectional time (s)	17.63	15.19
		Cumulative time (s)	202.74	185.11
		Speed (m/s)	11.34	13.17
		Stride length (m)	5.86	6.64
		Stride duration (s)	0.491	0.504
		Stride efficiency (%)	53.67	68.87
		Stride count	34.13	30.13

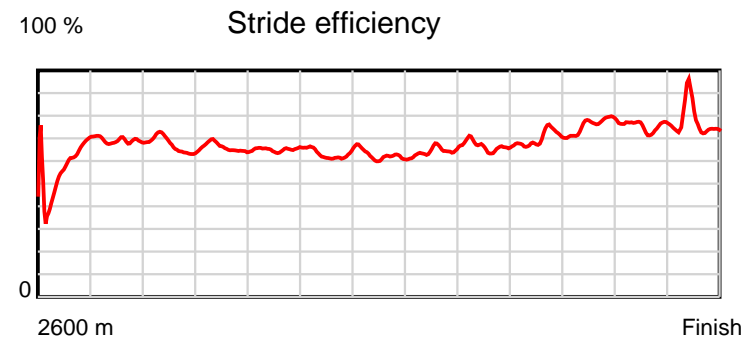
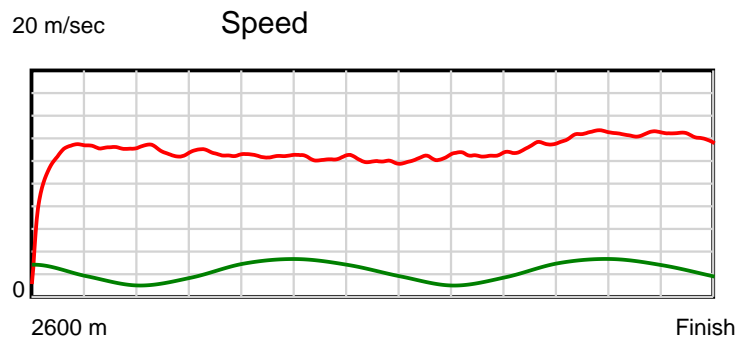
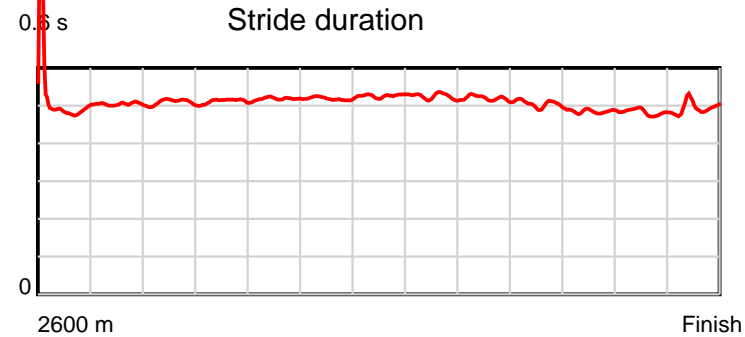
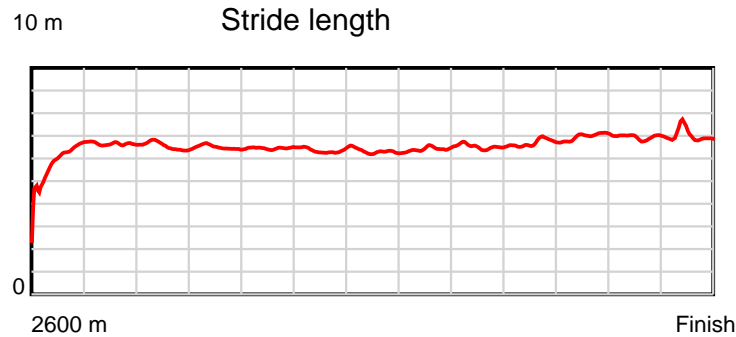
#### Disclaimer.

HRNZ and NZMTC and Thoroughbred Ratings Pty Ltd accepts no responsibility for the completeness or accuracy of any of the information contained herein, and makes no representations about its suitability for any particular purpose. Users should make their own judgements about those matters and/or seek independent advice. You assume all risks associated with use of the data provided on this page.

# Race Results

February 20, 2020, Race 5, GARRY THOMPSON - FERNLAW PACE, Distance 2600m, Addington - Survey 3200m

Result	TAB no.	Horse (Barrier)	2200m to	2000m to	1800m to	1600m to	1400m to	1200m to	1000m to	800m to	600m to	400m to	200m to	Total or	Margin
4th	2	Mr Bohannon (2)	2000m	1800m	1600m	1400m	1200m	1000m	800m	600m	400m	200m	WP	Average	
		Position in running (margin)	4(9.5)	5(8.4)	5(7.2)	5(7.2)	6(6.2)	7(6.0)	7(6.4)	8(6.1)	8(5.8)	8(6.2)	5(6.0)		2.50
		Sectional time (s)	15.62	15.72	16.04	16.27	16.58	16.38	15.98	14.89	13.98	13.95	14.51		
		Cumulative time (s)	169.92	154.30	138.58	122.54	106.27	89.69	73.31	57.33	42.44	28.46	14.51	3:22.74	
		Speed (m/s)	12.80	12.72	12.47	12.29	12.06	12.21	12.52	13.43	14.31	14.34	13.78	12.82	
		Stride length (m)	6.51	6.52	6.47	6.38	6.35	6.39	6.50	6.76	6.94	6.92	6.81	6.53	
		Stride duration (s)	0.509	0.512	0.519	0.519	0.526	0.524	0.519	0.503	0.485	0.482	0.494	0.509	
		Stride efficiency (%)	66.27	66.36	65.38	63.54	62.97	63.86	65.98	71.39	75.19	74.77	72.39	66.61	
		Stride count	30.71	30.69	30.92	31.37	31.51	31.29	30.78	29.59	28.83	28.91	29.38	398.24	



Note: Horizontal distance axis grid lines are 200m furlongs.

#### Disclaimer.

HRNZ and NZMTC and Thoroughbred Ratings Pty Ltd accepts no responsibility for the completeness or accuracy of any of the information contained herein, and makes no representations about its suitability for any particular purpose. Users should make their own judgements about those matters and/or seek independent advice. You assume all risks associated with use of the data provided on this page.



# Race Results



February 20, 2020, Race 5, GARRY THOMPSON - FERNLAW PACE, Distance 2600m, Addington - Survey 3200m

Result	TAB no.	Horse (Barrier)	2600 to	2400m to
5th	16	<b>Pembrook Legac... (13)</b>	<b>2400m</b>	<b>2200m</b>
		Position in running (margin)	-	7(11.0)
		Sectional time (s)	18.38	15.03
		Cumulative time (s)	203.00	184.62
		Speed (m/s)	10.88	13.31
		Stride length (m)	5.63	6.32
		Stride duration (s)	0.468	0.475
		Stride efficiency (%)	49.62	62.39
		Stride count	35.49	31.65

#### Disclaimer.

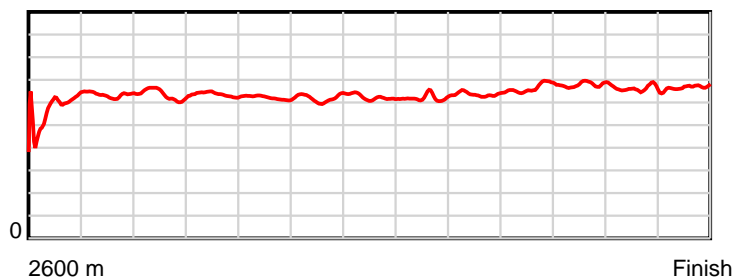
HRNZ and NZMTC and Thoroughbred Ratings Pty Ltd accepts no responsibility for the completeness or accuracy of any of the information contained herein, and makes no representations about its suitability for any particular purpose. Users should make their own judgements about those matters and/or seek independent advice. You assume all risks associated with use of the data provided on this page.

# Race Results

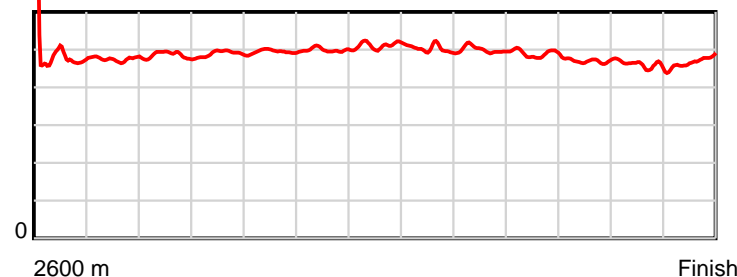
February 20, 2020, Race 5, GARRY THOMPSON - FERNLAW PACE, Distance 2600m, Addington - Survey 3200m

Result	TAB no.	Horse (Barrier)	2200m to	2000m to	1800m to	1600m to	1400m to	1200m to	1000m to	800m to	600m to	400m to	200m to	Total or	Margin
5th	16	<b>Pembrook Legac... (13)</b>	<b>2000m</b>	<b>1800m</b>	<b>1600m</b>	<b>1400m</b>	<b>1200m</b>	<b>1000m</b>	<b>800m</b>	<b>600m</b>	<b>400m</b>	<b>200m</b>	<b>WP</b>	<b>Average</b>	
		Position in running (margin)	7(12.5)	6(10.3)	6(8.2)	8(9.6)	8(9.5)	9(9.3)	9(9.5)	9(8.1)	9(7.4)	9(8.9)	9(9.3)		3.90
		Sectional time (s)	15.45	15.56	16.27	16.43	16.58	16.35	15.80	14.81	14.17	14.05	14.12		
		Cumulative time (s)	169.59	154.14	138.58	122.31	105.88	89.30	72.95	57.15	42.34	28.17	14.12	3:23.00	
		Speed (m/s)	12.94	12.85	12.29	12.17	12.06	12.23	12.66	13.50	14.11	14.23	14.16	12.81	
		Stride length (m)	6.28	6.29	6.08	6.08	6.18	6.13	6.33	6.60	6.64	6.51	6.69	6.28	
		Stride duration (s)	0.485	0.489	0.495	0.499	0.512	0.501	0.500	0.489	0.470	0.458	0.472	0.490	
		Stride efficiency (%)	61.65	61.85	57.81	57.72	59.69	58.77	62.55	68.14	68.88	66.31	69.97	61.59	
		Stride count	31.84	31.79	32.88	32.91	32.36	32.61	31.61	30.29	30.12	30.70	29.89	414.14	

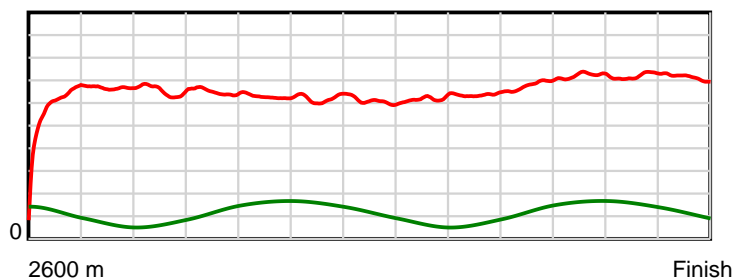
10 m Stride length



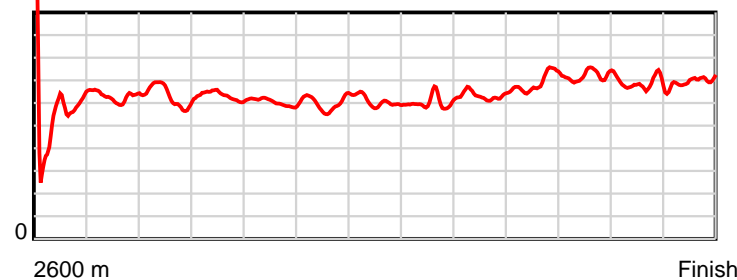
0.5 s Stride duration



20 m/sec Speed



100 % Stride efficiency



Note: Horizontal distance axis grid lines are 200m furlongs.

## Disclaimer.

HRNZ and NZMTC and Thoroughbred Ratings Pty Ltd accepts no responsibility for the completeness or accuracy of any of the information contained herein, and makes no representations about its suitability for any particular purpose. Users should make their own judgements about those matters and/or seek independent advice. You assume all risks associated with use of the data provided on this page.



# Race Results



February 20, 2020, Race 5, GARRY THOMPSON - FERNLAW PACE, Distance 2600m, Addington - Survey 3200m

Result	TAB no.	Horse (Barrier)	2600 to	2400m to
6th	6	<b>Flamboyant (6)</b>	<b>2400m</b>	<b>2200m</b>
		Position in running (margin)	-	6(8.7)
		Sectional time (s)	18.19	15.43
		Cumulative time (s)	203.00	184.81
		Speed (m/s)	10.99	12.96
		Stride length (m)	5.01	5.84
		Stride duration (s)	0.447	0.451
		Stride efficiency (%)	39.24	53.37
		Stride count	39.91	34.22

#### Disclaimer.

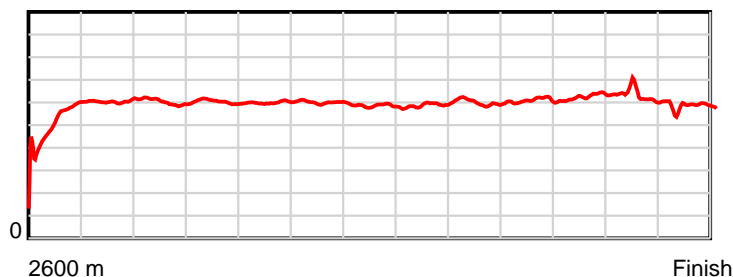
HRNZ and NZMTC and Thoroughbred Ratings Pty Ltd accepts no responsibility for the completeness or accuracy of any of the information contained herein, and makes no representations about its suitability for any particular purpose. Users should make their own judgements about those matters and/or seek independent advice. You assume all risks associated with use of the data provided on this page.

# Race Results

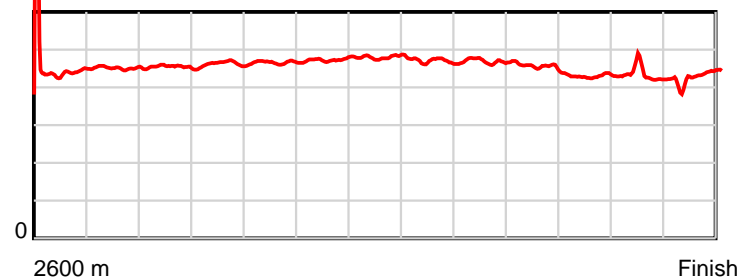
February 20, 2020, Race 5, GARRY THOMPSON - FERNLAW PACE, Distance 2600m, Addington - Survey 3200m

Result	TAB no.	Horse (Barrier)	2200m to	2000m to	1800m to	1600m to	1400m to	1200m to	1000m to	800m to	600m to	400m to	200m to	Total or	Margin
6th	6	<b>Flamboyant (6)</b>	<b>2000m</b>	<b>1800m</b>	<b>1600m</b>	<b>1400m</b>	<b>1200m</b>	<b>1000m</b>	<b>800m</b>	<b>600m</b>	<b>400m</b>	<b>200m</b>	<b>WP</b>	<b>Average</b>	
		Position in running (margin)	6(12.5)	7(11.8)	7(8.6)	6(7.2)	5(4.7)	6(4.3)	5(4.0)	6(4.2)	6(4.2)	6(4.5)	4(4.4)		3.90
		Sectional time (s)	15.69	15.38	15.81	16.03	16.55	16.26	16.06	14.93	13.98	13.95	14.74		
		Cumulative time (s)	169.38	153.69	138.31	122.50	106.47	89.92	73.66	57.60	42.67	28.69	14.74	3:23.00	
		Speed (m/s)	12.75	13.00	12.65	12.48	12.08	12.30	12.45	13.40	14.31	14.34	13.57	12.81	
		Stride length (m)	5.79	6.02	5.90	5.91	5.79	5.78	5.84	6.07	6.14	6.17	5.80	5.84	
		Stride duration (s)	0.454	0.463	0.466	0.474	0.479	0.470	0.469	0.453	0.429	0.430	0.427	0.456	
		Stride efficiency (%)	52.39	56.54	54.33	54.61	52.45	52.14	53.37	57.56	58.95	59.47	52.51	53.23	
		Stride count	34.54	33.25	33.92	33.83	34.52	34.62	34.22	32.95	32.56	32.42	34.50	445.46	

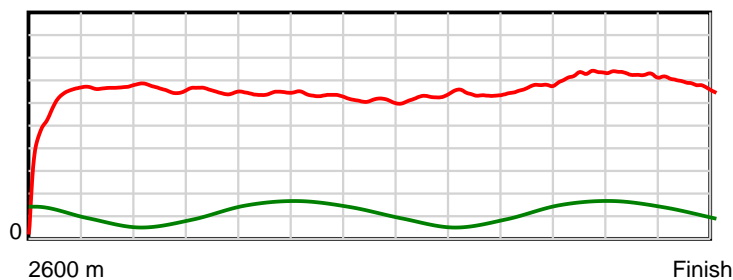
10 m Stride length



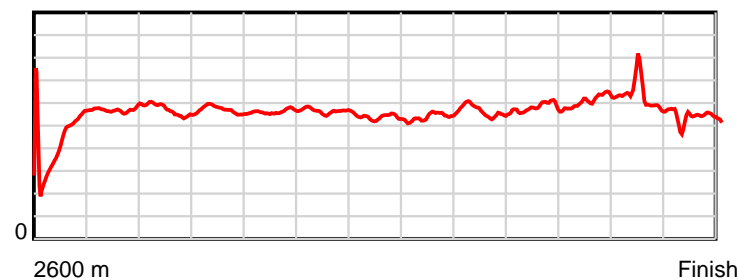
0.5 s Stride duration



20 m/sec Speed



100 % Stride efficiency



Note: Horizontal distance axis grid lines are 200m furlongs.

## Disclaimer.

HRNZ and NZMTC and Thoroughbred Ratings Pty Ltd accepts no responsibility for the completeness or accuracy of any of the information contained herein, and makes no representations about its suitability for any particular purpose. Users should make their own judgements about those matters and/or seek independent advice. You assume all risks associated with use of the data provided on this page.



# Race Results



February 20, 2020, Race 5, GARRY THOMPSON - FERNLAW PACE, Distance 2600m, Addington - Survey 3200m

Result	TAB no.	Horse (Barrier)	2600 to	2400m to
7th	12	<b>Chal Be (12)</b>	<b>2400m</b>	<b>2200m</b>
		Position in running (margin)	-	12(35.6)
		Sectional time (s)	22.47	14.41
		Cumulative time (s)	203.18	180.71
		Speed (m/s)	8.90	13.88
		Stride length (m)	4.61	6.44
		Stride duration (s)	0.461	0.464
		Stride efficiency (%)	33.27	64.91
		Stride count	43.34	31.03

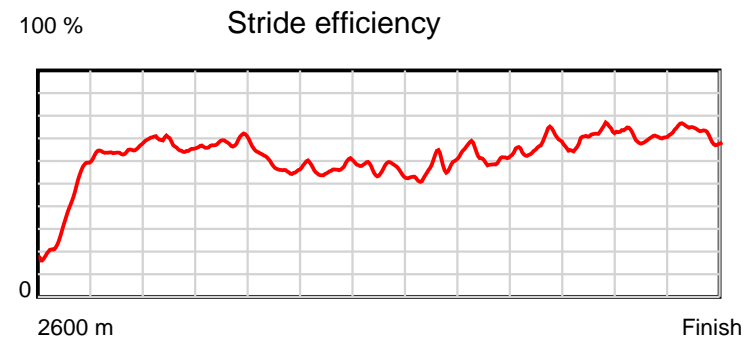
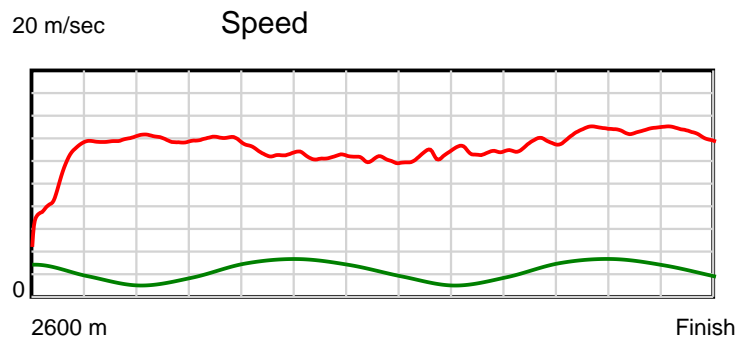
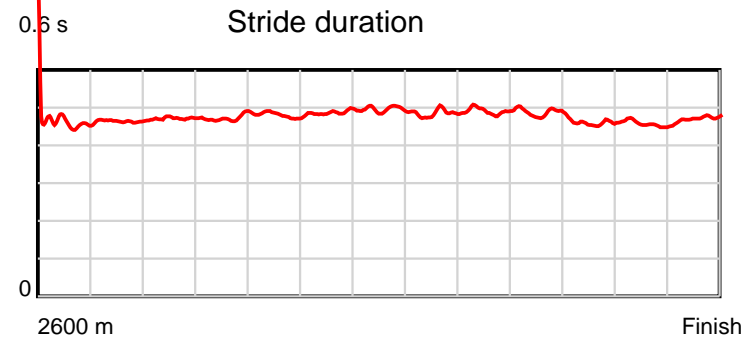
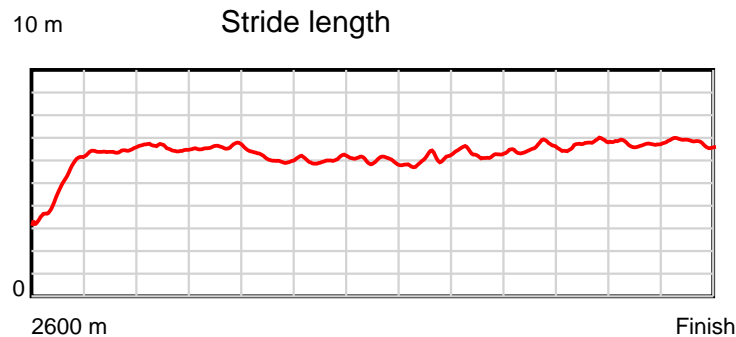
## Disclaimer.

HRNZ and NZMTC and Thoroughbred Ratings Pty Ltd accepts no responsibility for the completeness or accuracy of any of the information contained herein, and makes no representations about its suitability for any particular purpose. Users should make their own judgements about those matters and/or seek independent advice. You assume all risks associated with use of the data provided on this page.

# Race Results

February 20, 2020, Race 5, GARRY THOMPSON - FERNLAW PACE, Distance 2600m, Addington - Survey 3200m

Result	TAB no.	Horse (Barrier)	2200m to	2000m to	1800m to	1600m to	1400m to	1200m to	1000m to	800m to	600m to	400m to	200m to	Total or	Margin
7th	12	<b>Chal Be (12)</b>	<b>2000m</b>	<b>1800m</b>	<b>1600m</b>	<b>1400m</b>	<b>1200m</b>	<b>1000m</b>	<b>800m</b>	<b>600m</b>	<b>400m</b>	<b>200m</b>	<b>WP</b>	<b>Average</b>	
		Position in running (margin)	12(33.4)	12(24.8)	11(15.4)	11(13.9)	12(12.9)	12(12.6)	12(12.3)	12(11.3)	12(11.2)	12(11.3)	11(10.5)		4.90
		Sectional time (s)	14.39	14.34	15.79	16.28	16.56	16.27	15.86	14.92	13.94	13.85	14.10		
		Cumulative time (s)	166.30	151.91	137.57	121.78	105.50	88.94	72.67	56.81	41.89	27.95	14.10	3:23.18	
		Speed (m/s)	13.90	13.95	12.67	12.29	12.08	12.29	12.61	13.40	14.35	14.44	14.18	12.80	
		Stride length (m)	6.53	6.60	6.08	5.98	5.99	5.96	6.19	6.52	6.59	6.59	6.70	6.16	
		Stride duration (s)	0.470	0.473	0.480	0.487	0.496	0.485	0.491	0.486	0.459	0.457	0.473	0.481	
		Stride efficiency (%)	66.62	68.07	57.69	55.85	56.00	55.51	59.82	66.47	67.86	67.94	70.25	59.28	
		Stride count	30.63	30.30	32.92	33.45	33.41	33.56	32.33	30.67	30.35	30.33	29.83	422.15	



Note: Horizontal distance axis grid lines are 200m furlongs.

#### Disclaimer.

HRNZ and NZMTC and Thoroughbred Ratings Pty Ltd accepts no responsibility for the completeness or accuracy of any of the information contained herein, and makes no representations about its suitability for any particular purpose. Users should make their own judgements about those matters and/or seek independent advice. You assume all risks associated with use of the data provided on this page.



# Race Results



February 20, 2020, Race 5, GARRY THOMPSON - FERNLAW PACE, Distance 2600m, Addington - Survey 3200m

Result	TAB no.	Horse (Barrier)	2600 to	2400m to
8th	10	<b>Ava Adore (10)</b>	<b>2400m</b>	<b>2200m</b>
		Position in running (margin)	-	10(14.6)
		Sectional time (s)	19.02	15.62
		Cumulative time (s)	203.23	184.21
		Speed (m/s)	10.51	12.80
		Stride length (m)	5.30	5.90
		Stride duration (s)	0.471	0.461
		Stride efficiency (%)	43.87	54.34
		Stride count	37.75	33.92

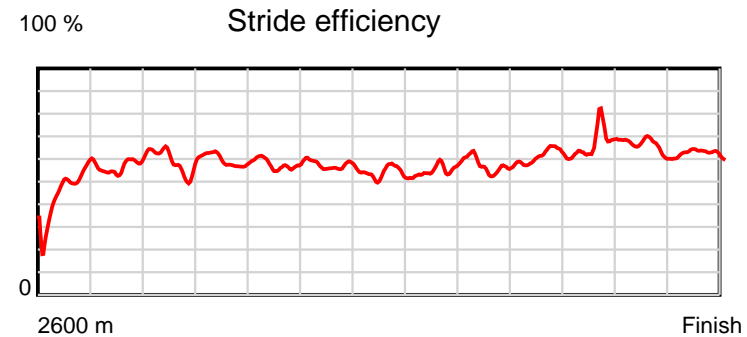
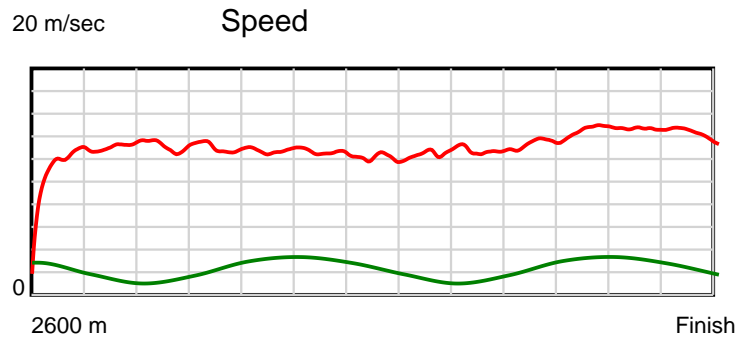
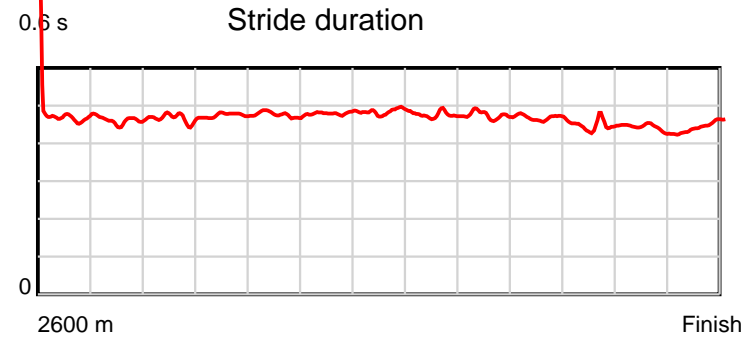
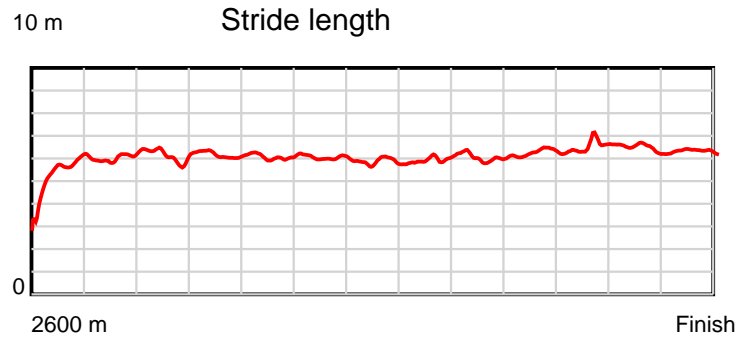
#### Disclaimer.

HRNZ and NZMTC and Thoroughbred Ratings Pty Ltd accepts no responsibility for the completeness or accuracy of any of the information contained herein, and makes no representations about its suitability for any particular purpose. Users should make their own judgements about those matters and/or seek independent advice. You assume all risks associated with use of the data provided on this page.

# Race Results

February 20, 2020, Race 5, GARRY THOMPSON - FERNLAW PACE, Distance 2600m, Addington - Survey 3200m

Result	TAB no.	Horse (Barrier)	2200m to	2000m to	1800m to	1600m to	1400m to	1200m to	1000m to	800m to	600m to	400m to	200m to	Total or	Margin
8th	10	Ava Adore (10)	2000m	1800m	1600m	1400m	1200m	1000m	800m	600m	400m	200m	WP	Average	
		Position in running (margin)	10(19.6)	10(16.0)	10(13.3)	10(12.3)	10(10.9)	11(10.6)	10(10.3)	10(9.4)	10(9.6)	10(9.3)	10(9.7)		5.10
		Sectional time (s)	15.20	15.46	15.87	16.21	16.56	16.26	15.89	14.97	13.87	14.05	14.25		
		Cumulative time (s)	168.59	153.39	137.93	122.06	105.85	89.29	73.03	57.14	42.17	28.30	14.25	3:23.23	
		Speed (m/s)	13.16	12.94	12.60	12.34	12.08	12.30	12.59	13.36	14.42	14.23	14.04	12.79	
		Stride length (m)	6.14	6.14	6.00	5.92	5.85	5.84	5.97	6.24	6.41	6.25	6.28	6.01	
		Stride duration (s)	0.467	0.475	0.476	0.480	0.484	0.475	0.474	0.467	0.445	0.439	0.448	0.469	
		Stride efficiency (%)	58.92	58.87	56.18	54.84	53.48	53.33	55.73	60.89	64.23	61.03	61.72	56.37	
		Stride count	32.57	32.58	33.36	33.76	34.19	34.23	33.49	32.04	31.20	32.00	31.82	432.91	



Note: Horizontal distance axis grid lines are 200m furlongs.

#### Disclaimer.

HRNZ and NZMTC and Thoroughbred Ratings Pty Ltd accepts no responsibility for the completeness or accuracy of any of the information contained herein, and makes no representations about its suitability for any particular purpose. Users should make their own judgements about those matters and/or seek independent advice. You assume all risks associated with use of the data provided on this page.



# Race Results



February 20, 2020, Race 5, GARRY THOMPSON - FERNLAW PACE, Distance 2600m, Addington - Survey 3200m

Result	TAB no.	Horse (Barrier)	2600 to	2400m to
9th	7	<b>Machs Mareta (7)</b>	<b>2400m</b>	<b>2200m</b>
		Position in running (margin)	-	5(7.9)
		Sectional time (s)	18.01	15.31
		Cumulative time (s)	203.26	185.25
		Speed (m/s)	11.10	13.06
		Stride length (m)	4.84	5.41
		Stride duration (s)	0.411	0.414
		Stride efficiency (%)	36.61	45.70
		Stride count	41.32	36.98

#### Disclaimer.

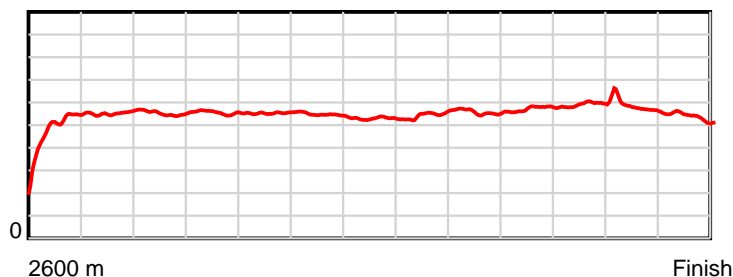
HRNZ and NZMTC and Thoroughbred Ratings Pty Ltd accepts no responsibility for the completeness or accuracy of any of the information contained herein, and makes no representations about its suitability for any particular purpose. Users should make their own judgements about those matters and/or seek independent advice. You assume all risks associated with use of the data provided on this page.

# Race Results

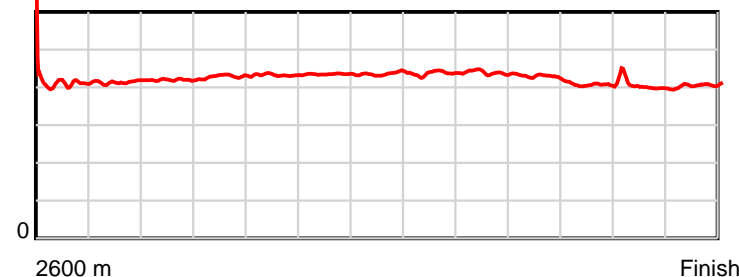
February 20, 2020, Race 5, GARRY THOMPSON - FERNLAW PACE, Distance 2600m, Addington - Survey 3200m

Result	TAB no.	Horse (Barrier)	2200m to	2000m to	1800m to	1600m to	1400m to	1200m to	1000m to	800m to	600m to	400m to	200m to	Total or	Margin
9th	7	<b>Machs Mareta (7)</b>	<b>2000m</b>	<b>1800m</b>	<b>1600m</b>	<b>1400m</b>	<b>1200m</b>	<b>1000m</b>	<b>800m</b>	<b>600m</b>	<b>400m</b>	<b>200m</b>	<b>WP</b>	<b>Average</b>	
		Position in running (margin)	5(11.0)	4(8.2)	4(5.6)	3(4.8)	3(3.4)	4(2.9)	3(2.6)	3(1.7)	3(2.0)	4(2.1)	3(3.6)		5.30
		Sectional time (s)	15.33	15.48	15.91	16.22	16.52	16.26	15.89	14.97	13.95	14.22	15.19		
		Cumulative time (s)	169.94	154.61	139.13	123.22	107.00	90.48	74.22	58.33	43.36	29.41	15.19	3:23.26	
		Speed (m/s)	13.05	12.92	12.57	12.33	12.11	12.30	12.59	13.36	14.34	14.06	13.17	12.79	
		Stride length (m)	5.47	5.54	5.44	5.37	5.28	5.37	5.53	5.72	5.87	5.64	5.35	5.44	
		Stride duration (s)	0.419	0.429	0.432	0.435	0.436	0.437	0.439	0.428	0.409	0.401	0.406	0.425	
		Stride efficiency (%)	46.77	47.94	46.18	45.00	43.55	45.12	47.75	51.07	53.83	49.62	44.71	46.18	
		Stride count	36.56	36.11	36.79	37.27	37.88	37.22	36.18	34.98	34.08	35.49	37.39	478.25	

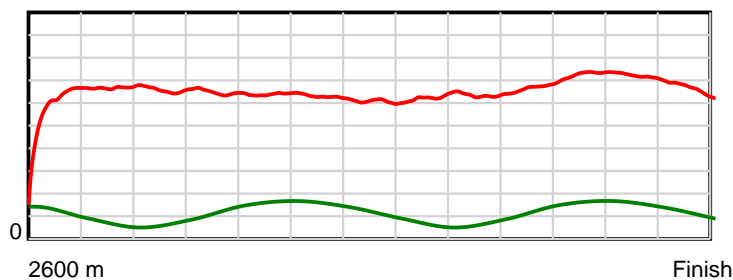
10 m Stride length



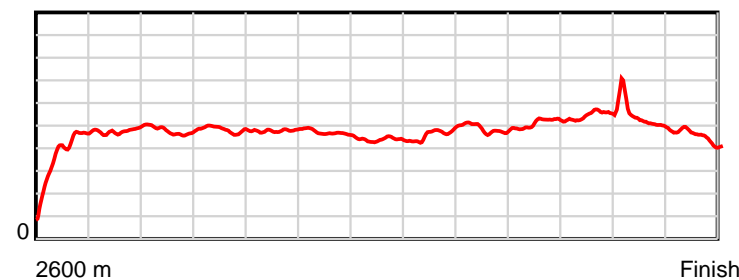
0.6 s Stride duration



20 m/sec Speed



100 % Stride efficiency



Note: Horizontal distance axis grid lines are 200m furlongs.

**Disclaimer.**

HRNZ and NZMTC and Thoroughbred Ratings Pty Ltd accepts no responsibility for the completeness or accuracy of any of the information contained herein, and makes no representations about its suitability for any particular purpose. Users should make their own judgements about those matters and/or seek independent advice. You assume all risks associated with use of the data provided on this page.



# Race Results



February 20, 2020, Race 5, GARRY THOMPSON - FERNLAW PACE, Distance 2600m, Addington - Survey 3200m

Result	TAB no.	Horse (Barrier)	2600 to	2400m to
10th	11	<b>Khaki Nui (11)</b>		
		Position in running (margin)		
		Sectional time (s)		
		Cumulative time (s)		
		Speed (m/s)		
		Stride length (m)		
		Stride duration (s)		
		Stride efficiency (%)		
		Stride count		

#### Disclaimer.

HRNZ and NZMTC and Thoroughbred Ratings Pty Ltd accepts no responsibility for the completeness or accuracy of any of the information contained herein, and makes no representations about its suitability for any particular purpose. Users should make their own judgements about those matters and/or seek independent advice. You assume all risks associated with use of the data provided on this page.




# Race Results



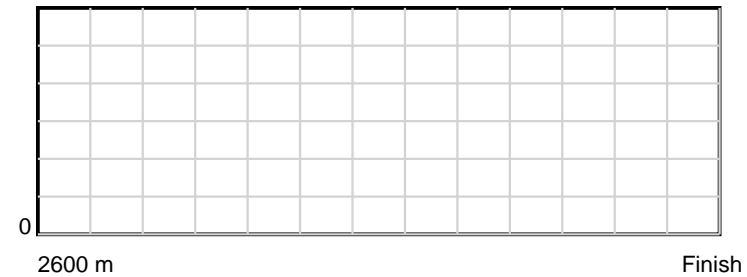
February 20, 2020, Race 5, GARRY THOMPSON - FERNLAW PACE, Distance 2600m, Addington - Survey 3200m

Result	TAB no.	Horse (Barrier)	2200m to	2000m to	1800m to	1600m to	1400m to	1200m to	1000m to	800m to	600m to	400m to	200m to	Total or	Margin
10th	11	<b>Khaki Nui (11)</b>													
		Position in running (margin)													
		Sectional time (s)													
		Cumulative time (s)													
		Speed (m/s)													
		Stride length (m)													
		Stride duration (s)													
		Stride efficiency (%)													
		Stride count													


10 m Stride length




0.6 s Stride duration



20 m/sec Speed



100 % Stride efficiency



Note: Horizontal distance axis grid lines are 200m furlongs.

**Disclaimer.**

HRNZ and NZMTC and Thoroughbred Ratings Pty Ltd accepts no responsibility for the completeness or accuracy of any of the information contained herein, and makes no representations about its suitability for any particular purpose. Users should make their own judgements about those matters and/or seek independent advice. You assume all risks associated with use of the data provided on this page.



# Race Results



February 20, 2020, Race 5, GARRY THOMPSON - FERNLAW PACE, Distance 2600m, Addington - Survey 3200m

Result	TAB no.	Horse (Barrier)	2600 to	2400m to
11th	5	<b>Tombelina (5)</b>	<b>2400m</b>	<b>2200m</b>
		Position in running (margin)	-	2(1.8)
		Sectional time (s)	16.94	15.14
		Cumulative time (s)	204.26	187.32
		Speed (m/s)	11.81	13.21
		Stride length (m)	5.31	5.87
		Stride duration (s)	0.431	0.444
		Stride efficiency (%)	44.06	53.78
		Stride count	37.66	34.09

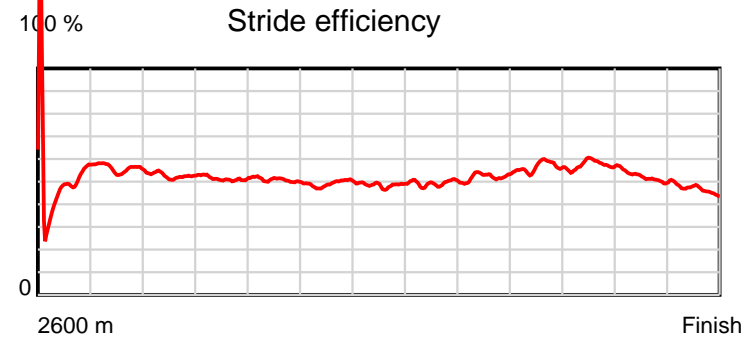
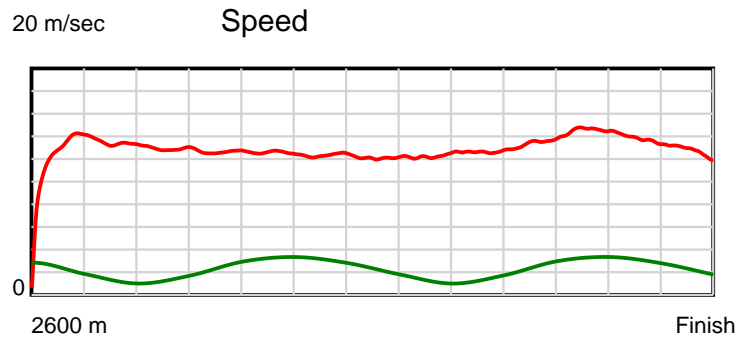
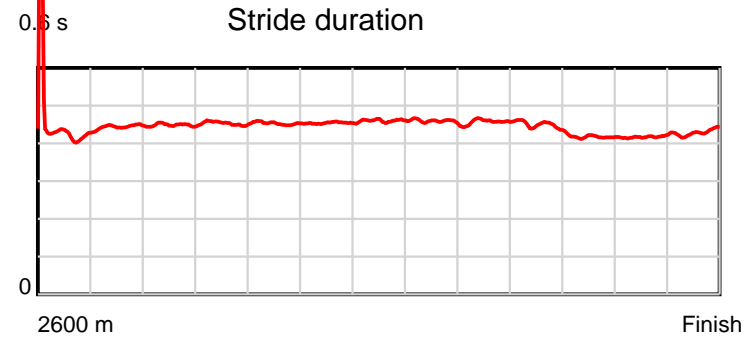
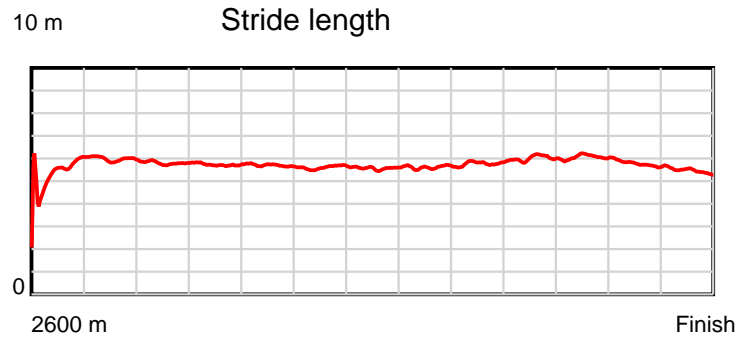
#### Disclaimer.

HRNZ and NZMTC and Thoroughbred Ratings Pty Ltd accepts no responsibility for the completeness or accuracy of any of the information contained herein, and makes no representations about its suitability for any particular purpose. Users should make their own judgements about those matters and/or seek independent advice. You assume all risks associated with use of the data provided on this page.

# Race Results

February 20, 2020, Race 5, GARRY THOMPSON - FERNLAW PACE, Distance 2600m, Addington - Survey 3200m

Result	TAB no.	Horse (Barrier)	2200m to	2000m to	1800m to	1600m to	1400m to	1200m to	1000m to	800m to	600m to	400m to	200m to	Total or	Margin
11th	5	<b>Tombelina (5)</b>	<b>2000m</b>	<b>1800m</b>	<b>1600m</b>	<b>1400m</b>	<b>1200m</b>	<b>1000m</b>	<b>800m</b>	<b>600m</b>	<b>400m</b>	<b>200m</b>	<b>WP</b>	<b>Average</b>	
		Position in running (margin)	2(3.9)	2(1.8)	2(1.7)	2(1.7)	2(2.1)	3(2.2)	4(3.3)	4(1.8)	4(2.0)	3(2.0)	6(6.1)		10.70
		Sectional time (s)	15.46	15.90	16.03	16.52	16.63	16.49	15.78	14.98	13.91	14.67	15.81		
		Cumulative time (s)	172.18	156.72	140.82	124.79	108.27	91.64	75.15	59.37	44.39	30.48	15.81	3:24.26	
		Speed (m/s)	12.94	12.58	12.48	12.11	12.03	12.13	12.67	13.35	14.38	13.63	12.65	12.73	
		Stride length (m)	5.80	5.69	5.65	5.49	5.54	5.56	5.80	5.99	5.99	5.69	5.44	5.67	
		Stride duration (s)	0.449	0.452	0.453	0.454	0.460	0.459	0.457	0.448	0.417	0.418	0.430	0.446	
		Stride efficiency (%)	52.64	50.59	49.92	47.14	47.94	48.35	52.50	56.00	56.15	50.61	46.28	50.27	
		Stride count	34.46	35.15	35.39	36.42	36.11	35.96	34.51	33.41	33.36	35.14	36.75	458.41	



Note: Horizontal distance axis grid lines are 200m furlongs.

#### Disclaimer.

HRNZ and NZMTC and Thoroughbred Ratings Pty Ltd accepts no responsibility for the completeness or accuracy of any of the information contained herein, and makes no representations about its suitability for any particular purpose. Users should make their own judgements about those matters and/or seek independent advice. You assume all risks associated with use of the data provided on this page.



# Race Results



February 20, 2020, Race 5, GARRY THOMPSON - FERNLAW PACE, Distance 2600m, Addington - Survey 3200m

Result	TAB no.	Horse (Barrier)	2600 to	2400m to
12th	8	Spanna (8)	2400m	2200m
		Position in running (margin)	-	9(11.6)
		Sectional time (s)	18.33	15.57
		Cumulative time (s)	204.27	185.94
		Speed (m/s)	10.91	12.85
		Stride length (m)	5.33	5.71
		Stride duration (s)	0.464	0.445
		Stride efficiency (%)	44.46	50.97
		Stride count	37.49	35.02

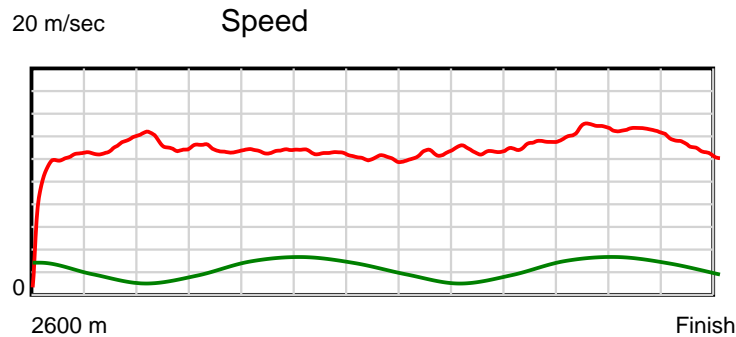
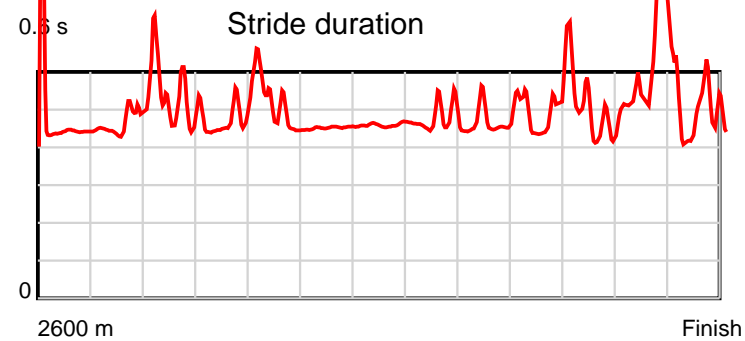
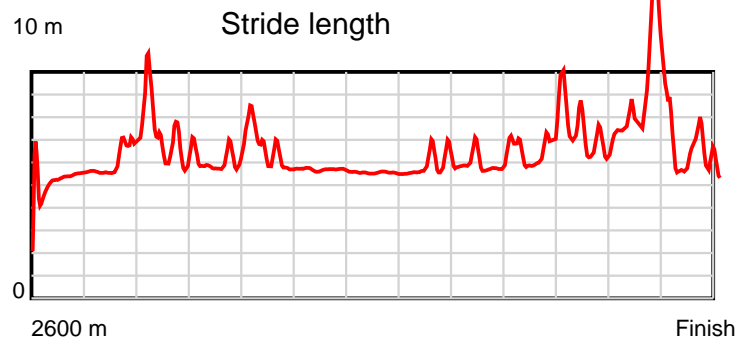
## Disclaimer.

HRNZ and NZMTC and Thoroughbred Ratings Pty Ltd accepts no responsibility for the completeness or accuracy of any of the information contained herein, and makes no representations about its suitability for any particular purpose. Users should make their own judgements about those matters and/or seek independent advice. You assume all risks associated with use of the data provided on this page.

# Race Results

February 20, 2020, Race 5, GARRY THOMPSON - FERNLAW PACE, Distance 2600m, Addington - Survey 3200m

Result	TAB no.	Horse (Barrier)	2200m to	2000m to	1800m to	1600m to	1400m to	1200m to	1000m to	800m to	600m to	400m to	200m to	Total or	Margin
12th	8	Spanna (8)	2000m	1800m	1600m	1400m	1200m	1000m	800m	600m	400m	200m	WP	Average	
		Position in running (margin)	9(16.3)	8(12.1)	8(9.2)	7(9.2)	7(8.0)	8(7.1)	8(6.7)	7(5.5)	7(5.5)	7(5.8)	8(7.8)		10.80
		Sectional time (s)	15.10	15.43	16.05	16.25	16.45	16.24	15.84	14.93	13.97	14.32	15.79		
		Cumulative time (s)	170.37	155.27	139.84	123.79	107.54	91.09	74.85	59.01	44.08	30.11	15.79	3:24.27	
		Speed (m/s)	13.25	12.96	12.46	12.31	12.16	12.32	12.63	13.40	14.32	13.97	12.67	12.73	
		Stride length (m)	6.35	5.96	5.95	5.57	5.60	5.71	5.87	6.24	6.47	6.89	5.70	5.92	
		Stride duration (s)	0.479	0.460	0.477	0.452	0.461	0.464	0.464	0.466	0.452	0.493	0.450	0.465	
		Stride efficiency (%)	63.02	55.53	55.25	48.46	48.96	50.94	53.75	60.89	65.51	74.14	50.70	54.80	
		Stride count	31.49	33.55	33.64	35.91	35.73	35.03	34.10	32.04	30.89	29.04	35.11	439.04	



Note: Horizontal distance axis grid lines are 200m furlongs.

**Disclaimer.**

HRNZ and NZMTC and Thoroughbred Ratings Pty Ltd accepts no responsibility for the completeness or accuracy of any of the information contained herein, and makes no representations about its suitability for any particular purpose. Users should make their own judgements about those matters and/or seek independent advice. You assume all risks associated with use of the data provided on this page.



# Race Results



February 20, 2020, Race 5, GARRY THOMPSON - FERNLAW PACE, Distance 2600m, Addington - Survey 3200m

Result	TAB no.	Horse (Barrier)	2600 to	2400m to
13th	9	<b>Silent Rapture (9)</b>	<b>2400m</b>	<b>2200m</b>
		Position in running (margin)	-	8(11.5)
		Sectional time (s)	18.56	15.49
		Cumulative time (s)	206.03	187.47
		Speed (m/s)	10.78	12.91
		Stride length (m)	4.99	5.41
		Stride duration (s)	0.436	0.419
		Stride efficiency (%)	38.95	45.72
		Stride count	40.06	36.98

#### Disclaimer.

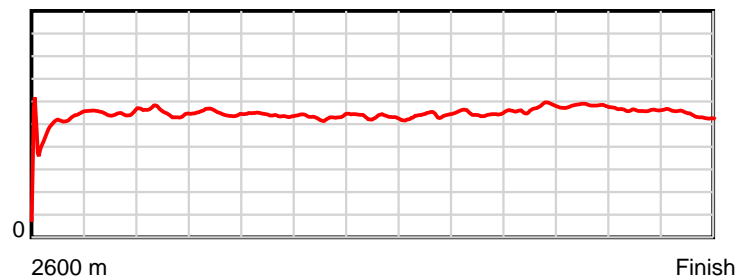
HRNZ and NZMTC and Thoroughbred Ratings Pty Ltd accepts no responsibility for the completeness or accuracy of any of the information contained herein, and makes no representations about its suitability for any particular purpose. Users should make their own judgements about those matters and/or seek independent advice. You assume all risks associated with use of the data provided on this page.

# Race Results

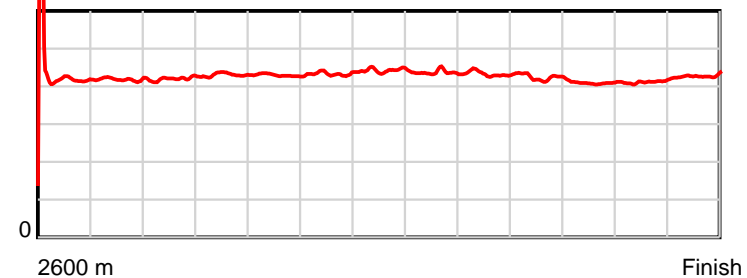
February 20, 2020, Race 5, GARRY THOMPSON - FERNLAW PACE, Distance 2600m, Addington - Survey 3200m

Result	TAB no.	Horse (Barrier)	2200m to	2000m to	1800m to	1600m to	1400m to	1200m to	1000m to	800m to	600m to	400m to	200m to	Total or	Margin
13th	9	Silent Rapture (9)	2000m	1800m	1600m	1400m	1200m	1000m	800m	600m	400m	200m	WP	Average	
		Position in running (margin)	8(15.7)	9(12.4)	9(10.4)	9(10.5)	9(10.7)	10(10.5)	11(11.0)	11(9.8)	11(10.0)	11(11.1)	12(16.2)		20.30
		Sectional time (s)	15.26	15.59	16.04	16.49	16.58	16.40	15.83	14.97	14.10	14.82	15.90		
		Cumulative time (s)	171.98	156.72	141.13	125.09	108.60	92.02	75.62	59.79	44.82	30.72	15.90	3:26.03	
		Speed (m/s)	13.11	12.83	12.47	12.13	12.06	12.20	12.63	13.36	14.18	13.50	12.58	12.62	
		Stride length (m)	5.50	5.52	5.35	5.26	5.34	5.32	5.47	5.67	5.80	5.56	5.39	5.42	
		Stride duration (s)	0.420	0.431	0.429	0.434	0.443	0.437	0.433	0.424	0.409	0.412	0.428	0.430	
		Stride efficiency (%)	47.30	47.69	44.77	43.26	44.54	44.29	46.82	50.22	52.59	48.29	45.32	45.96	
		Stride count	36.35	36.20	37.37	38.01	37.46	37.57	36.54	35.28	34.48	35.98	37.14	479.42	

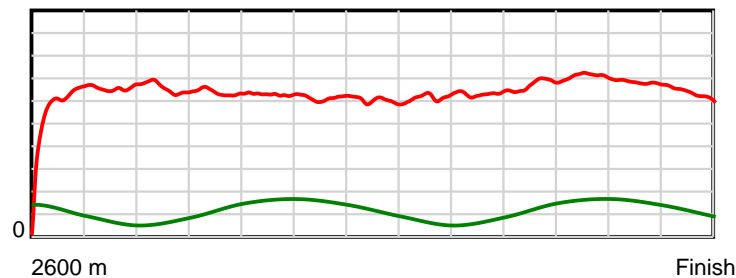
10 m Stride length



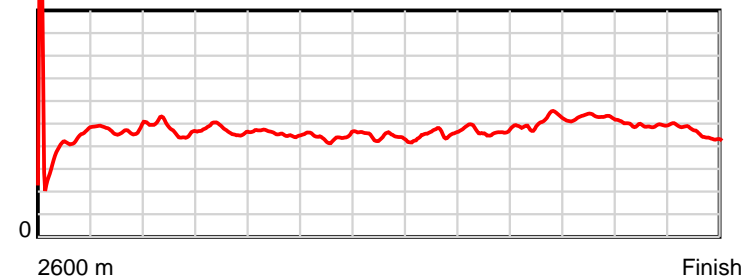
0.5 s Stride duration



20 m/sec Speed



100 % Stride efficiency



Note: Horizontal distance axis grid lines are 200m furlongs.

## Disclaimer.

HRNZ and NZMTC and Thoroughbred Ratings Pty Ltd accepts no responsibility for the completeness or accuracy of any of the information contained herein, and makes no representations about its suitability for any particular purpose. Users should make their own judgements about those matters and/or seek independent advice. You assume all risks associated with use of the data provided on this page.