



Race Results

Cheviot Harness Racing Club Inc, HRNZ, March 01, 2020

Compilation date: March 1, 2020, 5:39:25 PM (NZDT)

Copyright © 2020 HRNZ and NZMTC. All rights reserved.

Trademarks.

StrideMASTER is a registered trademark of Thoroughbred Ratings Pty Ltd.

Disclaimer.

HRNZ and NZMTC and Thoroughbred Ratings Pty Ltd accepts no responsibility for the completeness or accuracy of any of the information contained herein, and makes no representations about its suitability for any particular purpose. Users should make their own judgements about those matters and/or seek independent advice. You assume all risks associated with use of the data provided on this page.



Race Results



March 01, 2020, Race 10, THANK YOU KIRSTEN MCNABB MOBILE PACE, Distance 2600m, Addington - Survey 3200m

Result	TAB no.	Horse (Barrier)	2600 to	2400m to
1st	6	Jenora (5)	2400m	2200m
		Position in running (margin)	-	1(0.0)
		Sectional time (s)	13.50	14.42
		Cumulative time (s)	192.33	178.83
		Speed (m/s)	14.81	13.87
		Stride length (m)	5.96	5.80
		Stride duration (s)	0.402	0.418
		Stride efficiency (%)	55.52	52.56
		Stride count	33.55	34.49

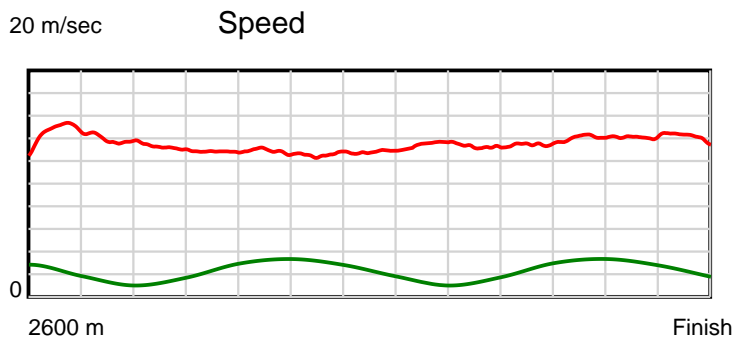
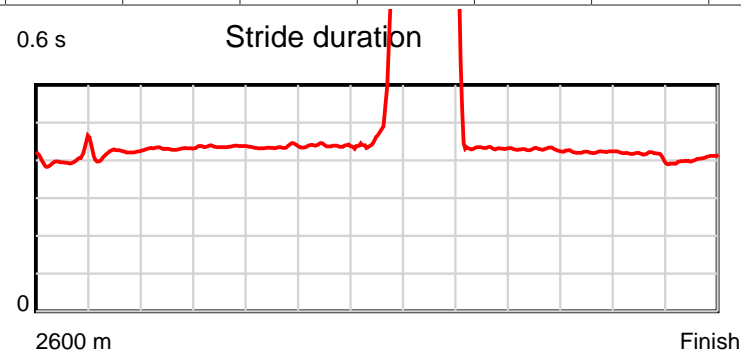
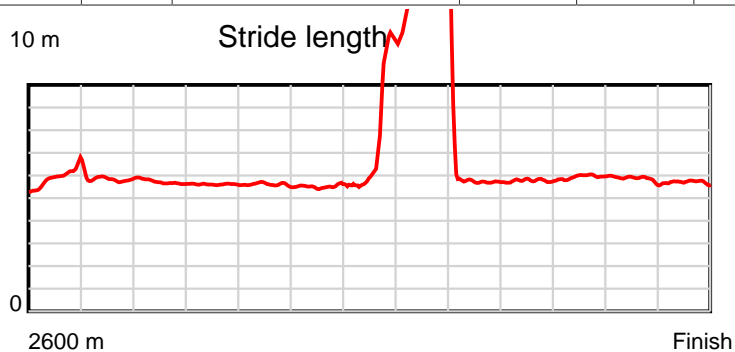
Disclaimer.

HRNZ and NZMTC and Thoroughbred Ratings Pty Ltd accepts no responsibility for the completeness or accuracy of any of the information contained herein, and makes no representations about its suitability for any particular purpose. Users should make their own judgements about those matters and/or seek independent advice. You assume all risks associated with use of the data provided on this page.

Race Results

March 01, 2020, Race 10, THANK YOU KIRSTEN MCNABB MOBILE PACE, Distance 2600m, Addington - Survey 3200m

Result	TAB no.	Horse (Barrier)	2200m to	2000m to	1800m to	1600m to	1400m to	1200m to	1000m to	800m to	600m to	400m to	200m to	Total or	Margin
1st	6	Jenora (5)	2000m	1800m	1600m	1400m	1200m	1000m	800m	600m	400m	200m	WP	Average	
		Position in running (margin)	2(2.4)	2(2.1)	2(2.1)	2(1.9)	2(1.7)	2(1.5)	3(2.2)	3(1.8)	3(1.5)	3(1.9)	3(1.4)		0.00
		Sectional time (s)	14.95	15.50	15.54	15.92	15.35	14.72	14.93	14.73	14.32	14.17	14.28		
		Cumulative time (s)	164.41	149.46	133.96	118.42	102.50	87.15	72.43	57.50	42.77	28.45	14.28	3:12.33	
		Speed (m/s)	13.38	12.90	12.87	12.56	13.03	13.59	13.40	13.58	13.97	14.11	14.01	13.52	
		Stride length (m)	5.77	5.64	5.60	5.49	6.46	14.02	5.79	5.81	5.91	5.85	5.64	6.07	
		Stride duration (s)	0.431	0.437	0.435	0.437	0.496	1.032	0.432	0.428	0.423	0.414	0.403	0.449	
		Stride efficiency (%)	51.94	49.71	48.99	47.11	65.30	307.09	52.38	52.81	54.56	53.39	49.75	57.66	
		Stride count	34.69	35.46	35.72	36.43	30.94	14.27	34.55	34.40	33.85	34.22	35.44	428.01	



Note: Horizontal distance axis grid lines are 200m furlongs.

Disclaimer.

HRNZ and NZMTC and Thoroughbred Ratings Pty Ltd accepts no responsibility for the completeness or accuracy of any of the information contained herein, and makes no representations about its suitability for any particular purpose. Users should make their own judgements about those matters and/or seek independent advice. You assume all risks associated with use of the data provided on this page.



Race Results



March 01, 2020, Race 10, THANK YOU KIRSTEN MCNABB MOBILE PACE, Distance 2600m, Addington - Survey 3200m

Result	TAB no.	Horse (Barrier)	2600 to	2400m to
2nd	7	Only In Americ... (6)	2400m	2200m
		Position in running (margin)	-	3(1.9)
		Sectional time (s)	13.78	13.71
		Cumulative time (s)	192.46	178.68
		Speed (m/s)	14.51	14.59
		Stride length (m)	6.73	6.91
		Stride duration (s)	0.462	0.474
		Stride efficiency (%)	70.74	74.63
		Stride count	29.72	28.94

Disclaimer.

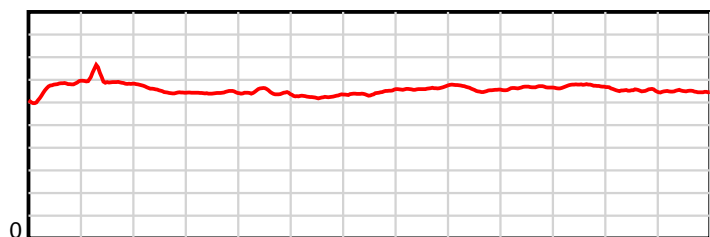
HRNZ and NZMTC and Thoroughbred Ratings Pty Ltd accepts no responsibility for the completeness or accuracy of any of the information contained herein, and makes no representations about its suitability for any particular purpose. Users should make their own judgements about those matters and/or seek independent advice. You assume all risks associated with use of the data provided on this page.

Race Results

March 01, 2020, Race 10, THANK YOU KIRSTEN MCNABB MOBILE PACE, Distance 2600m, Addington - Survey 3200m

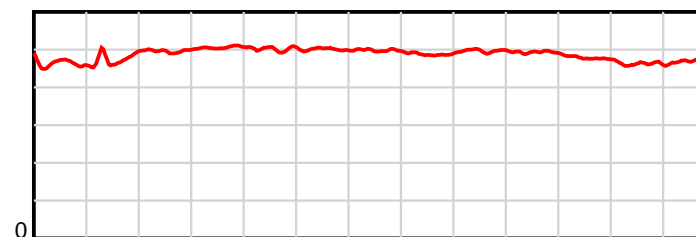
Result	TAB no.	Horse (Barrier)	2200m to	2000m to	1800m to	1600m to	1400m to	1200m to	1000m to	800m to	600m to	400m to	200m to	Total or	Margin
2nd	7	Only In Americ... (6)	2000m	1800m	1600m	1400m	1200m	1000m	800m	600m	400m	200m	WP	Average	
		Position in running (margin)	1(0.0)	1(0.0)	1(0.0)	1(0.0)	1(0.0)	1(0.0)	1(0.0)	1(0.0)	1(0.0)	1(0.0)	1(0.0)		0.70
		Sectional time (s)	15.00	15.50	15.58	15.95	15.38	14.59	14.99	14.78	14.26	14.25	14.69		
		Cumulative time (s)	164.97	149.97	134.47	118.89	102.94	87.56	72.97	57.98	43.20	28.94	14.69	3:12.46	
		Speed (m/s)	13.33	12.90	12.84	12.54	13.00	13.71	13.34	13.53	14.03	14.04	13.61	13.51	
		Stride length (m)	6.62	6.52	6.44	6.27	6.48	6.68	6.62	6.67	6.70	6.48	6.43	6.58	
		Stride duration (s)	0.496	0.505	0.502	0.500	0.499	0.488	0.497	0.493	0.478	0.461	0.473	0.487	
		Stride efficiency (%)	68.45	66.42	64.82	61.45	65.69	69.82	68.58	69.49	70.12	65.57	64.70	67.61	
		Stride count	30.22	30.68	31.05	31.89	30.85	29.92	30.19	29.99	29.86	30.88	31.08	395.27	

10 m Stride length



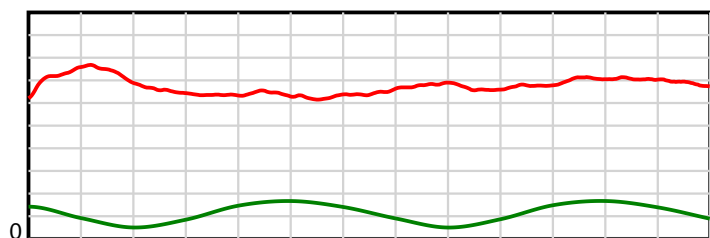
2600 m Finish

0.6 s Stride duration



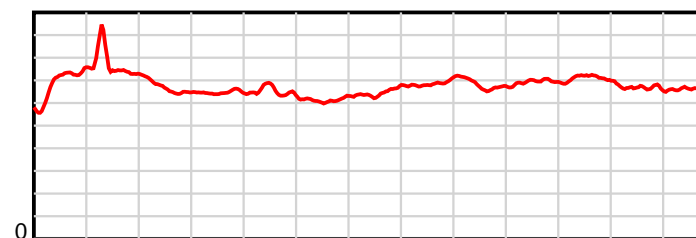
2600 m Finish

20 m/sec Speed



2600 m Finish

100 % Stride efficiency



2600 m Finish

Note: Horizontal distance axis grid lines are 200m furlongs.

Disclaimer.

HRNZ and NZMTC and Thoroughbred Ratings Pty Ltd accepts no responsibility for the completeness or accuracy of any of the information contained herein, and makes no representations about its suitability for any particular purpose. Users should make their own judgements about those matters and/or seek independent advice. You assume all risks associated with use of the data provided on this page.



Race Results



March 01, 2020, Race 10, THANK YOU KIRSTEN MCNABB MOBILE PACE, Distance 2600m, Addington - Survey 3200m

Result	TAB no.	Horse (Barrier)	2600 to	2400m to
3rd	9	Doctor Tim (8)	2400m	2200m
		Position in running (margin)	-	10(10.3)
		Sectional time (s)	15.20	14.53
		Cumulative time (s)	193.02	177.82
		Speed (m/s)	13.15	13.76
		Stride length (m)	5.78	5.93
		Stride duration (s)	0.438	0.431
		Stride efficiency (%)	52.18	55.02
		Stride count	34.61	33.71

Disclaimer.

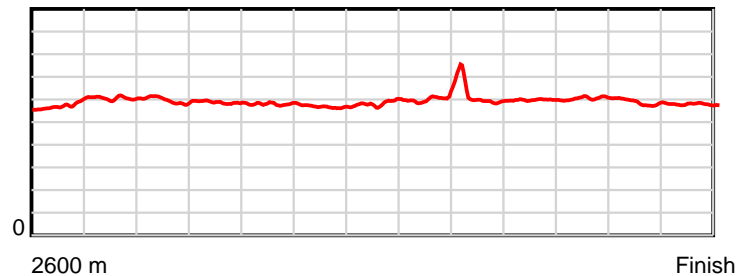
HRNZ and NZMTC and Thoroughbred Ratings Pty Ltd accepts no responsibility for the completeness or accuracy of any of the information contained herein, and makes no representations about its suitability for any particular purpose. Users should make their own judgements about those matters and/or seek independent advice. You assume all risks associated with use of the data provided on this page.

Race Results

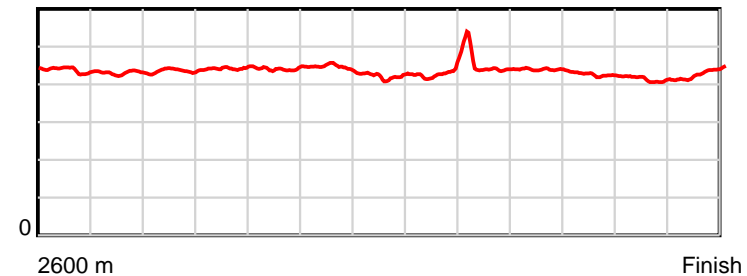
March 01, 2020, Race 10, THANK YOU KIRSTEN MCNABB MOBILE PACE, Distance 2600m, Addington - Survey 3200m

Result	TAB no.	Horse (Barrier)	2200m to	2000m to	1800m to	1600m to	1400m to	1200m to	1000m to	800m to	600m to	400m to	200m to	Total or	Margin
3rd	9	Doctor Tim (8)	2000m	1800m	1600m	1400m	1200m	1000m	800m	600m	400m	200m	WP	Average	
		Position in running (margin)	10(13.3)	10(12.0)	9(9.1)	9(8.5)	8(7.6)	4(1.7)	2(0.9)	2(1.3)	2(0.9)	2(1.1)	2(1.0)		3.70
		Sectional time (s)	14.77	15.02	15.49	15.80	14.40	14.46	15.05	14.72	14.29	14.24	15.05		
		Cumulative time (s)	163.29	148.52	133.50	118.01	102.21	87.81	73.35	58.30	43.58	29.29	15.05	3:13.02	
		Speed (m/s)	13.54	13.32	12.91	12.66	13.89	13.83	13.29	13.59	14.00	14.04	13.29	13.47	
		Stride length (m)	5.90	5.88	5.69	5.64	5.86	5.97	5.97	5.96	5.95	5.80	5.71	5.85	
		Stride duration (s)	0.436	0.442	0.441	0.445	0.422	0.431	0.449	0.439	0.425	0.413	0.430	0.434	
		Stride efficiency (%)	54.32	54.08	50.62	49.62	53.72	55.64	55.68	55.48	55.29	52.64	51.01	53.43	
		Stride count	33.92	34.00	35.14	35.49	34.11	33.52	33.51	33.57	33.62	34.46	35.00	444.66	

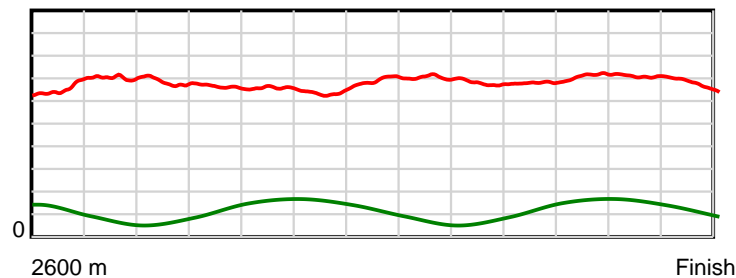
10 m Stride length



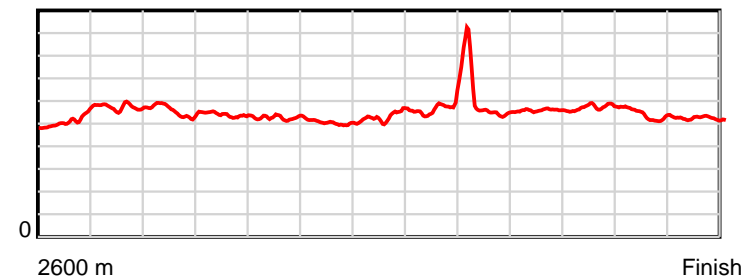
0.6 s Stride duration



20 m/sec Speed



100 % Stride efficiency



Note: Horizontal distance axis grid lines are 200m furlongs.

Disclaimer.

HRNZ and NZMTC and Thoroughbred Ratings Pty Ltd accepts no responsibility for the completeness or accuracy of any of the information contained herein, and makes no representations about its suitability for any particular purpose. Users should make their own judgements about those matters and/or seek independent advice. You assume all risks associated with use of the data provided on this page.



Race Results



March 01, 2020, Race 10, THANK YOU KIRSTEN MCNABB MOBILE PACE, Distance 2600m, Addington - Survey 3200m

Result	TAB no.	Horse (Barrier)	2600 to	2400m to
4th	5	Auchtercairn (4)	2400m	2200m
		Position in running (margin)	-	2(1.6)
		Sectional time (s)	13.72	14.41
		Cumulative time (s)	193.90	180.18
		Speed (m/s)	14.57	13.88
		Stride length (m)	6.22	6.42
		Stride duration (s)	0.428	0.463
		Stride efficiency (%)	60.46	64.48
		Stride count	32.15	31.14

Disclaimer.

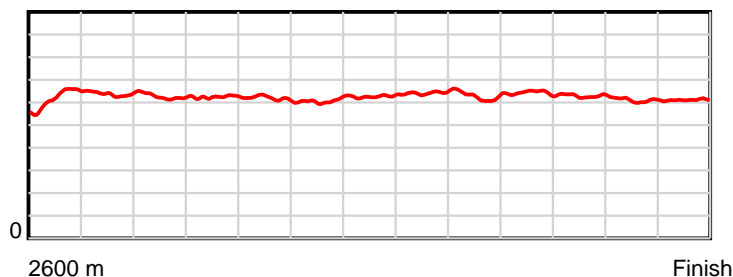
HRNZ and NZMTC and Thoroughbred Ratings Pty Ltd accepts no responsibility for the completeness or accuracy of any of the information contained herein, and makes no representations about its suitability for any particular purpose. Users should make their own judgements about those matters and/or seek independent advice. You assume all risks associated with use of the data provided on this page.

Race Results

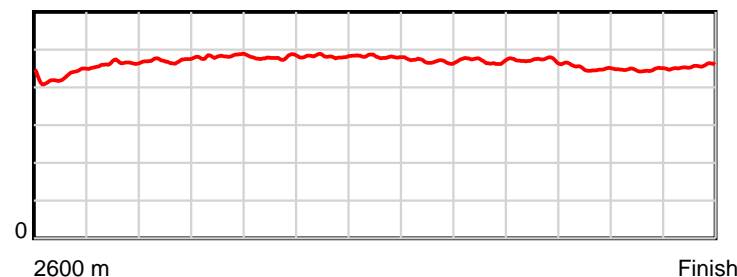
March 01, 2020, Race 10, THANK YOU KIRSTEN MCNABB MOBILE PACE, Distance 2600m, Addington - Survey 3200m

Result	TAB no.	Horse (Barrier)	2200m to	2000m to	1800m to	1600m to	1400m to	1200m to	1000m to	800m to	600m to	400m to	200m to	Total or	Margin
4th	5	Auchtercairn (4)	2000m	1800m	1600m	1400m	1200m	1000m	800m	600m	400m	200m	WP	Average	
		Position in running (margin)	3(3.9)	3(4.0)	4(4.0)	4(3.8)	5(3.6)	6(3.5)	5(3.4)	5(3.7)	5(3.6)	4(4.4)	4(6.5)		8.40
		Sectional time (s)	15.02	15.50	15.55	15.91	15.36	14.58	15.04	14.77	14.40	14.60	15.04		
		Cumulative time (s)	165.77	150.75	135.25	119.70	103.79	88.43	73.85	58.81	44.04	29.64	15.04	3:13.90	
		Speed (m/s)	13.32	12.90	12.86	12.57	13.02	13.72	13.30	13.54	13.89	13.70	13.30	13.41	
		Stride length (m)	6.27	6.23	6.16	6.05	6.27	6.43	6.26	6.39	6.28	6.13	6.05	6.24	
		Stride duration (s)	0.471	0.483	0.479	0.482	0.482	0.469	0.471	0.472	0.452	0.447	0.455	0.465	
		Stride efficiency (%)	61.47	60.59	59.35	57.28	61.45	64.59	61.19	63.90	61.55	58.65	57.25	60.87	
		Stride count	31.89	32.12	32.45	33.03	31.89	31.11	31.96	31.28	31.87	32.65	33.04	416.58	

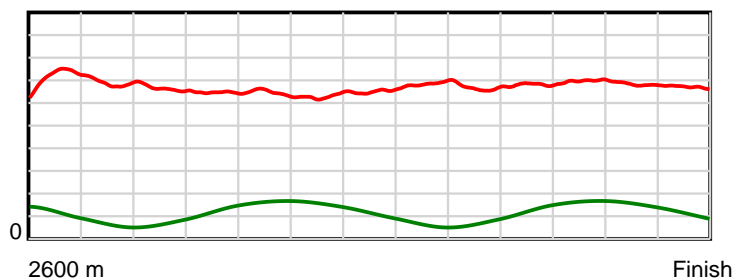
10 m Stride length



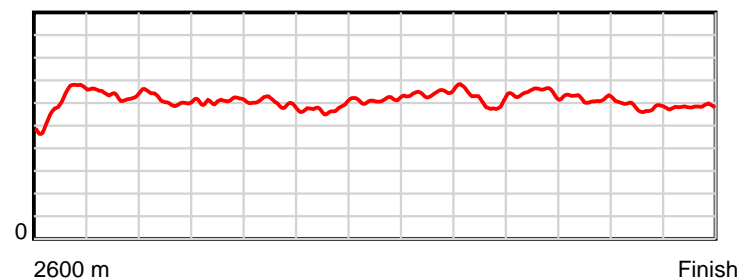
0.6 s Stride duration



20 m/sec Speed



100 % Stride efficiency



Note: Horizontal distance axis grid lines are 200m furlongs.

Disclaimer.

HRNZ and NZMTC and Thoroughbred Ratings Pty Ltd accepts no responsibility for the completeness or accuracy of any of the information contained herein, and makes no representations about its suitability for any particular purpose. Users should make their own judgements about those matters and/or seek independent advice. You assume all risks associated with use of the data provided on this page.



Race Results



March 01, 2020, Race 10, THANK YOU KIRSTEN MCNABB MOBILE PACE, Distance 2600m, Addington - Survey 3200m

Result	TAB no.	Horse (Barrier)	2600 to	2400m to
5th	2	Senorita Marga... (1)	2400m	2200m
		Position in running (margin)	-	4(3.3)
		Sectional time (s)	14.11	14.44
		Cumulative time (s)	193.90	179.79
		Speed (m/s)	14.17	13.85
		Stride length (m)	6.47	6.59
		Stride duration (s)	0.449	0.476
		Stride efficiency (%)	65.45	67.79
		Stride count	30.90	30.37

Disclaimer.

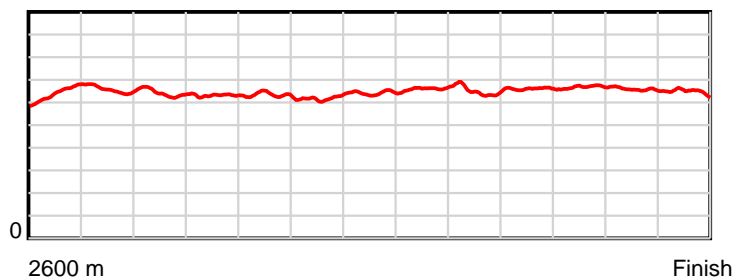
HRNZ and NZMTC and Thoroughbred Ratings Pty Ltd accepts no responsibility for the completeness or accuracy of any of the information contained herein, and makes no representations about its suitability for any particular purpose. Users should make their own judgements about those matters and/or seek independent advice. You assume all risks associated with use of the data provided on this page.

Race Results

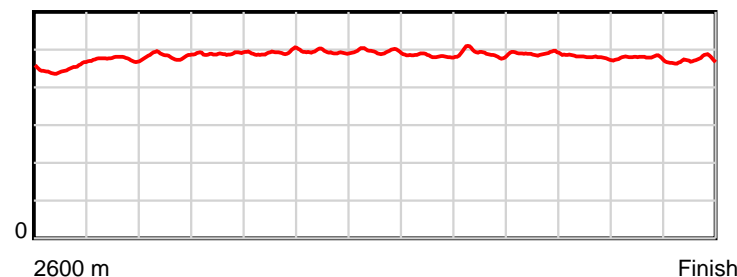
March 01, 2020, Race 10, THANK YOU KIRSTEN MCNABB MOBILE PACE, Distance 2600m, Addington - Survey 3200m

Result	TAB no.	Horse (Barrier)	2200m to	2000m to	1800m to	1600m to	1400m to	1200m to	1000m to	800m to	600m to	400m to	200m to	Total or	Margin
5th	2	Senorita Marga... (1)	2000m	1800m	1600m	1400m	1200m	1000m	800m	600m	400m	200m	WP	Average	
		Position in running (margin)	4(5.8)	5(6.0)	6(6.0)	6(5.6)	6(5.0)	8(5.3)	7(5.0)	7(5.6)	7(5.5)	6(6.5)	6(7.9)		8.50
		Sectional time (s)	15.04	15.50	15.52	15.83	15.43	14.55	15.09	14.77	14.42	14.49	14.71		
		Cumulative time (s)	165.35	150.31	134.81	119.29	103.46	88.03	73.48	58.39	43.62	29.20	14.71	3:13.90	
		Speed (m/s)	13.30	12.90	12.89	12.63	12.96	13.75	13.25	13.54	13.87	13.80	13.60	13.41	
		Stride length (m)	6.43	6.31	6.35	6.23	6.43	6.64	6.50	6.63	6.66	6.61	6.41	6.48	
		Stride duration (s)	0.483	0.489	0.493	0.493	0.496	0.483	0.491	0.490	0.480	0.479	0.472	0.483	
		Stride efficiency (%)	64.61	62.28	62.96	60.65	64.52	68.81	66.07	68.71	69.35	68.25	64.22	65.59	
		Stride count	31.10	31.68	31.51	32.10	31.12	30.14	30.76	30.16	30.02	30.26	31.20	401.32	

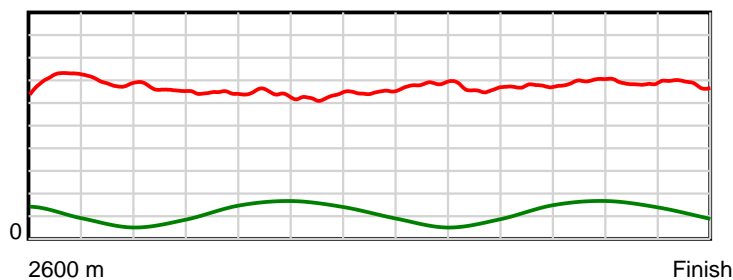
10 m Stride length



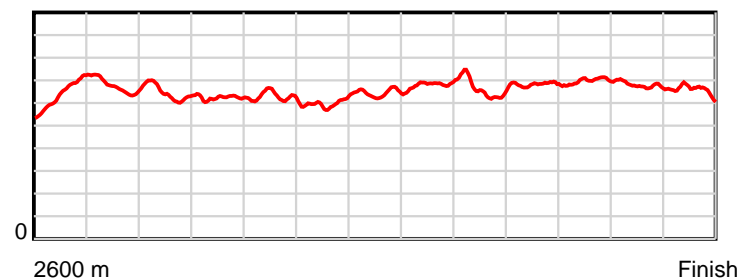
0.6 s Stride duration



20 m/sec Speed



100 % Stride efficiency



Note: Horizontal distance axis grid lines are 200m furlongs.

Disclaimer.

HRNZ and NZMTC and Thoroughbred Ratings Pty Ltd accepts no responsibility for the completeness or accuracy of any of the information contained herein, and makes no representations about its suitability for any particular purpose. Users should make their own judgements about those matters and/or seek independent advice. You assume all risks associated with use of the data provided on this page.



Race Results



March 01, 2020, Race 10, THANK YOU KIRSTEN MCNABB MOBILE PACE, Distance 2600m, Addington - Survey 3200m

Result	TAB no.	Horse (Barrier)	2600 to	2400m to
6th	10	Tracksarefortr... (9)	2400m	2200m
		Position in running (margin)	-	6(5.6)
		Sectional time (s)	14.63	14.57
		Cumulative time (s)	194.04	179.41
		Speed (m/s)	13.67	13.73
		Stride length (m)	6.87	6.74
		Stride duration (s)	0.475	0.491
		Stride efficiency (%)	73.77	71.05
		Stride count	29.11	29.66

Disclaimer.

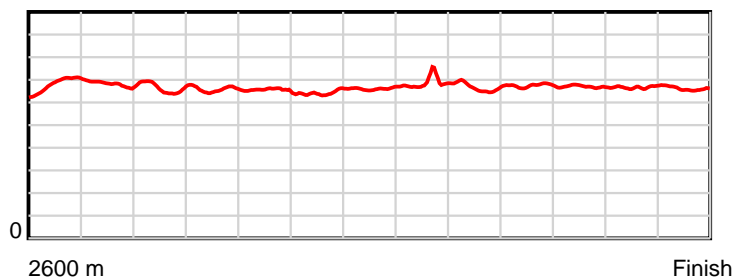
HRNZ and NZMTC and Thoroughbred Ratings Pty Ltd accepts no responsibility for the completeness or accuracy of any of the information contained herein, and makes no representations about its suitability for any particular purpose. Users should make their own judgements about those matters and/or seek independent advice. You assume all risks associated with use of the data provided on this page.

Race Results

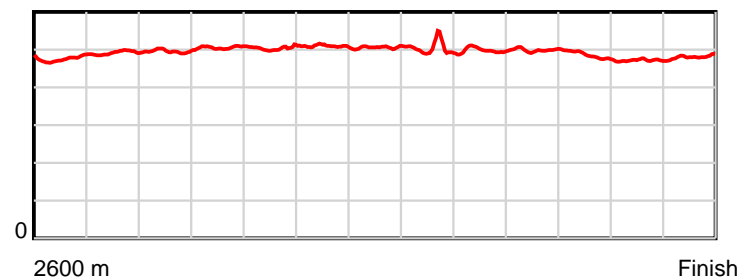
March 01, 2020, Race 10, THANK YOU KIRSTEN MCNABB MOBILE PACE, Distance 2600m, Addington - Survey 3200m

Result	TAB no.	Horse (Barrier)	2200m to	2000m to	1800m to	1600m to	1400m to	1200m to	1000m to	800m to	600m to	400m to	200m to	Total or	Margin
6th	10	Tracksarefortr... (9)	2000m	1800m	1600m	1400m	1200m	1000m	800m	600m	400m	200m	WP	Average	
		Position in running (margin)	7(8.9)	7(8.2)	8(8.1)	8(7.8)	9(8.1)	10(8.0)	9(8.2)	9(7.8)	9(7.9)	9(9.6)	9(9.3)		9.20
		Sectional time (s)	14.89	15.48	15.53	16.00	15.36	14.63	14.92	14.80	14.54	14.20	14.49		
		Cumulative time (s)	164.84	149.95	134.47	118.94	102.94	87.58	72.95	58.03	43.23	28.69	14.49	3:14.04	
		Speed (m/s)	13.43	12.92	12.88	12.50	13.02	13.67	13.40	13.51	13.76	14.08	13.80	13.40	
		Stride length (m)	6.66	6.53	6.47	6.36	6.58	6.83	6.68	6.75	6.67	6.64	6.64	6.65	
		Stride duration (s)	0.496	0.506	0.503	0.509	0.506	0.500	0.498	0.499	0.485	0.471	0.481	0.496	
		Stride efficiency (%)	69.34	66.68	65.48	63.21	67.73	72.99	69.69	71.13	69.52	68.83	68.84	69.01	
		Stride count	30.02	30.62	30.90	31.45	30.38	29.26	29.95	29.64	29.99	30.13	30.13	391.24	

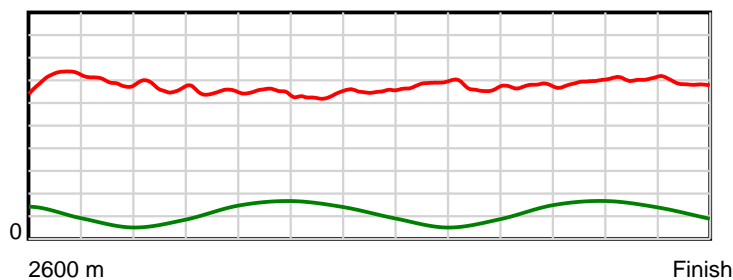
10 m Stride length



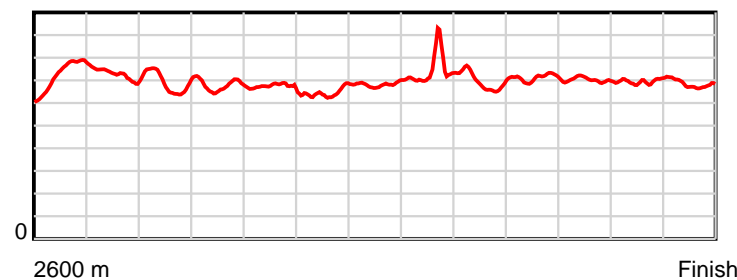
0.6 s Stride duration



20 m/sec Speed



100 % Stride efficiency



Note: Horizontal distance axis grid lines are 200m furlongs.

Disclaimer.

HRNZ and NZMTC and Thoroughbred Ratings Pty Ltd accepts no responsibility for the completeness or accuracy of any of the information contained herein, and makes no representations about its suitability for any particular purpose. Users should make their own judgements about those matters and/or seek independent advice. You assume all risks associated with use of the data provided on this page.



Race Results



March 01, 2020, Race 10, THANK YOU KIRSTEN MCNABB MOBILE PACE, Distance 2600m, Addington - Survey 3200m

Result	TAB no.	Horse (Barrier)	2600 to	2400m to
7th	8	Nimah Franco (7)	2400m	2200m
		Position in running (margin)	-	8(6.4)
		Sectional time (s)	14.78	14.83
		Cumulative time (s)	194.06	179.28
		Speed (m/s)	13.53	13.49
		Stride length (m)	5.96	5.91
		Stride duration (s)	0.434	0.438
		Stride efficiency (%)	55.57	54.58
		Stride count	33.54	33.84

Disclaimer.

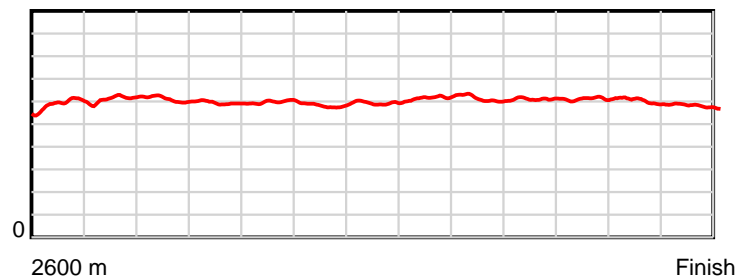
HRNZ and NZMTC and Thoroughbred Ratings Pty Ltd accepts no responsibility for the completeness or accuracy of any of the information contained herein, and makes no representations about its suitability for any particular purpose. Users should make their own judgements about those matters and/or seek independent advice. You assume all risks associated with use of the data provided on this page.

Race Results

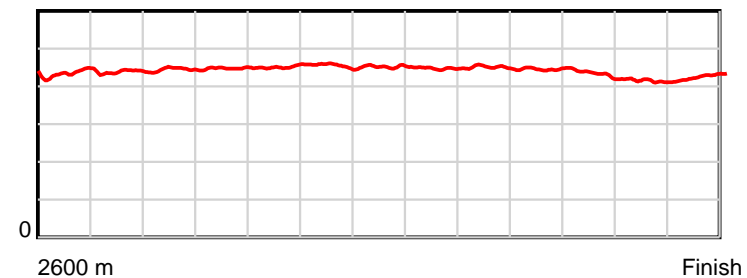
March 01, 2020, Race 10, THANK YOU KIRSTEN MCNABB MOBILE PACE, Distance 2600m, Addington - Survey 3200m

Result	TAB no.	Horse (Barrier)	2200m to	2000m to	1800m to	1600m to	1400m to	1200m to	1000m to	800m to	600m to	400m to	200m to	Total or	Margin
7th	8	Nimah Franco (7)	2000m	1800m	1600m	1400m	1200m	1000m	800m	600m	400m	200m	WP	Average	
		Position in running (margin)	9(11.2)	8(10.0)	7(6.9)	7(5.9)	7(5.4)	7(4.8)	8(6.9)	8(7.6)	8(6.5)	8(7.7)	8(8.1)		9.30
		Sectional time (s)	14.79	15.00	15.41	15.86	15.28	14.95	15.11	14.60	14.45	14.31	14.69		
		Cumulative time (s)	164.45	149.66	134.66	119.25	103.39	88.11	73.16	58.05	43.45	29.00	14.69	3:14.06	
		Speed (m/s)	13.52	13.33	12.98	12.61	13.09	13.38	13.24	13.70	13.84	13.98	13.61	13.40	
		Stride length (m)	6.01	5.97	5.86	5.73	5.92	5.99	5.96	6.11	5.98	5.78	5.82	5.92	
		Stride duration (s)	0.445	0.448	0.451	0.455	0.453	0.447	0.450	0.446	0.432	0.414	0.427	0.442	
		Stride efficiency (%)	56.51	55.74	53.60	51.34	54.84	56.01	55.52	58.38	55.82	52.22	52.91	54.80	
		Stride count	33.26	33.49	34.15	34.89	33.76	33.41	33.55	32.72	33.46	34.60	34.37	439.04	

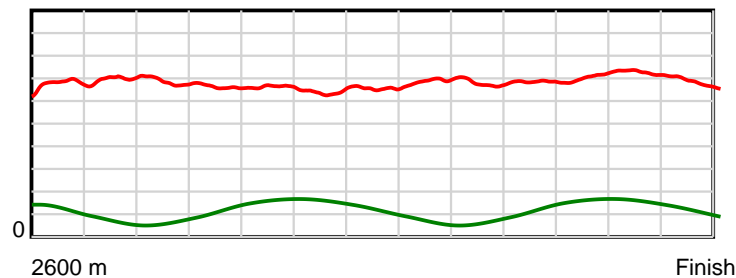
10 m Stride length



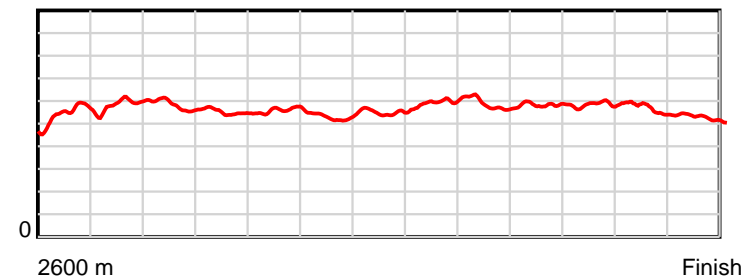
0.6 s Stride duration



20 m/sec Speed



100 % Stride efficiency



Note: Horizontal distance axis grid lines are 200m furlongs.

Disclaimer.

HRNZ and NZMTC and Thoroughbred Ratings Pty Ltd accepts no responsibility for the completeness or accuracy of any of the information contained herein, and makes no representations about its suitability for any particular purpose. Users should make their own judgements about those matters and/or seek independent advice. You assume all risks associated with use of the data provided on this page.



Race Results



March 01, 2020, Race 10, THANK YOU KIRSTEN MCNABB MOBILE PACE, Distance 2600m, Addington - Survey 3200m

Result	TAB no.	Horse (Barrier)	2600 to	2400m to
8th	13	Bossmaro (0)	2400m	2200m
		Position in running (margin)	-	11(12.8)
		Sectional time (s)	15.68	14.74
		Cumulative time (s)	194.43	178.75
		Speed (m/s)	12.75	13.57
		Stride length (m)	6.97	6.91
		Stride duration (s)	0.519	0.509
		Stride efficiency (%)	75.85	74.63
		Stride count	28.71	28.94

Disclaimer.

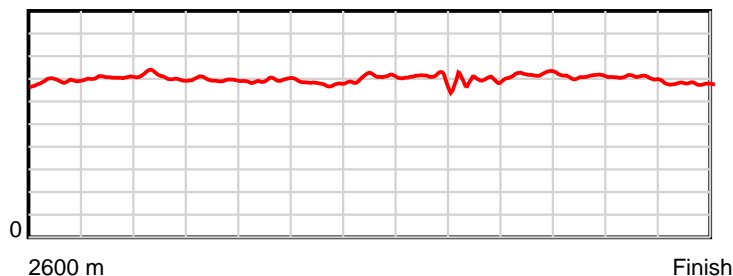
HRNZ and NZMTC and Thoroughbred Ratings Pty Ltd accepts no responsibility for the completeness or accuracy of any of the information contained herein, and makes no representations about its suitability for any particular purpose. Users should make their own judgements about those matters and/or seek independent advice. You assume all risks associated with use of the data provided on this page.

Race Results

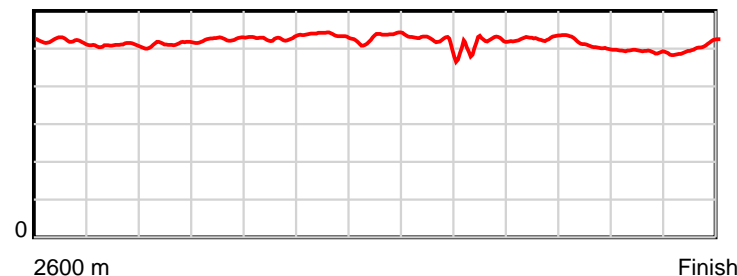
March 01, 2020, Race 10, THANK YOU KIRSTEN MCNABB MOBILE PACE, Distance 2600m, Addington - Survey 3200m

Result	TAB no.	Horse (Barrier)	2200m to	2000m to	1800m to	1600m to	1400m to	1200m to	1000m to	800m to	600m to	400m to	200m to	Total or	Margin
8th	13	Bossmaro (0)	2000m	1800m	1600m	1400m	1200m	1000m	800m	600m	400m	200m	WP	Average	
		Position in running (margin)	11(17.1)	11(14.4)	11(11.4)	11(10.4)	10(9.6)	9(7.1)	10(8.7)	10(10.0)	10(9.0)	10(10.7)	10(10.3)		11.30
		Sectional time (s)	14.56	14.99	15.42	15.81	14.96	14.86	15.21	14.62	14.55	14.18	14.85		
		Cumulative time (s)	164.01	149.45	134.46	119.04	103.23	88.27	73.41	58.20	43.58	29.03	14.85	3:14.43	
		Speed (m/s)	13.74	13.34	12.97	12.65	13.37	13.46	13.15	13.68	13.75	14.10	13.47	13.37	
		Stride length (m)	7.04	7.01	6.84	6.78	7.09	6.91	6.74	7.23	6.97	6.94	6.82	6.94	
		Stride duration (s)	0.512	0.525	0.527	0.536	0.531	0.514	0.512	0.529	0.507	0.492	0.506	0.519	
		Stride efficiency (%)	77.36	76.76	73.13	71.92	78.66	74.71	70.90	81.72	75.97	75.24	72.72	75.27	
		Stride count	28.43	28.54	29.23	29.48	28.19	28.93	29.69	27.66	28.68	28.82	29.32	374.62	

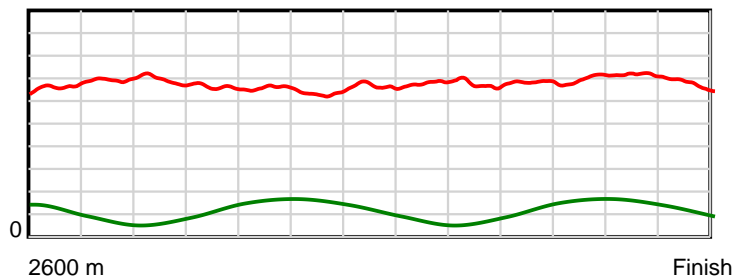
10 m Stride length



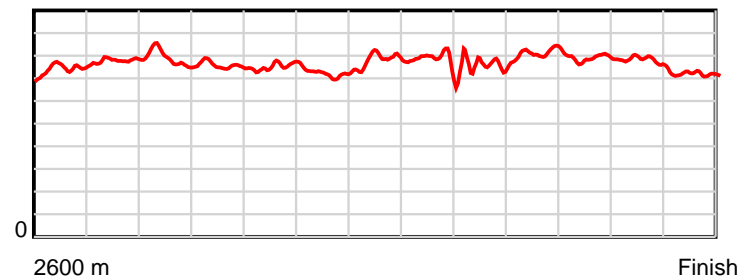
0.6 s Stride duration



20 m/sec Speed



100 % Stride efficiency



Note: Horizontal distance axis grid lines are 200m furlongs.

Disclaimer.

HRNZ and NZMTC and Thoroughbred Ratings Pty Ltd accepts no responsibility for the completeness or accuracy of any of the information contained herein, and makes no representations about its suitability for any particular purpose. Users should make their own judgements about those matters and/or seek independent advice. You assume all risks associated with use of the data provided on this page.



Race Results



March 01, 2020, Race 10, THANK YOU KIRSTEN MCNABB MOBILE PACE, Distance 2600m, Addington - Survey 3200m

Result	TAB no.	Horse (Barrier)	2600 to	2400m to
9th	12	Arocknathepar... (11)	2400m	2200m
		Position in running (margin)	-	9(8.9)
		Sectional time (s)	15.09	14.34
		Cumulative time (s)	194.55	179.46
		Speed (m/s)	13.25	13.95
		Stride length (m)	6.29	6.43
		Stride duration (s)	0.459	0.461
		Stride efficiency (%)	61.84	64.57
		Stride count	31.79	31.11

Disclaimer.

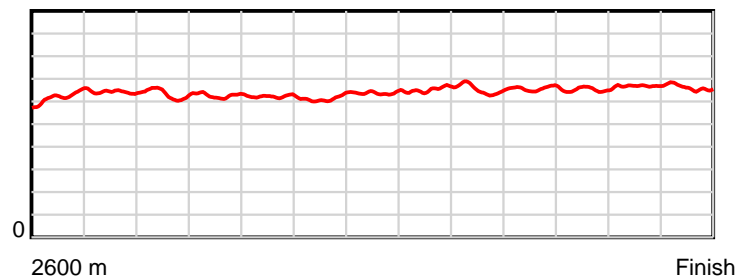
HRNZ and NZMTC and Thoroughbred Ratings Pty Ltd accepts no responsibility for the completeness or accuracy of any of the information contained herein, and makes no representations about its suitability for any particular purpose. Users should make their own judgements about those matters and/or seek independent advice. You assume all risks associated with use of the data provided on this page.

Race Results

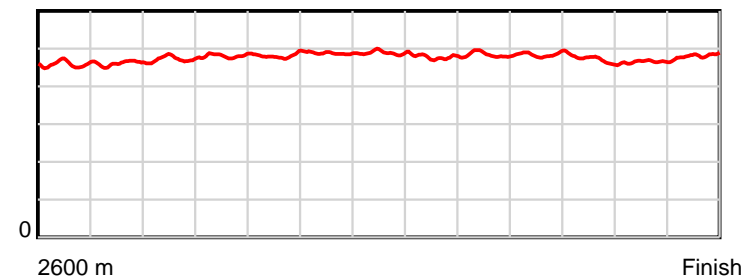
March 01, 2020, Race 10, THANK YOU KIRSTEN MCNABB MOBILE PACE, Distance 2600m, Addington - Survey 3200m

Result	TAB no.	Horse (Barrier)	2200m to	2000m to	1800m to	1600m to	1400m to	1200m to	1000m to	800m to	600m to	400m to	200m to	Total or	Margin
9th	12	Arocknatthepar... (11)	2000m	1800m	1600m	1400m	1200m	1000m	800m	600m	400m	200m	WP	Average	
		Position in running (margin)	8(10.8)	9(10.8)	10(10.3)	10(10.1)	11(9.8)	12(9.7)	12(10.6)	11(10.1)	11(9.8)	11(12.3)	11(11.6)		12.00
		Sectional time (s)	15.00	15.42	15.55	15.91	15.36	14.75	14.90	14.74	14.67	14.14	14.68		
		Cumulative time (s)	165.12	150.12	134.70	119.15	103.24	87.88	73.13	58.23	43.49	28.82	14.68	3:14.55	
		Speed (m/s)	13.33	12.97	12.86	12.57	13.02	13.56	13.42	13.57	13.63	14.14	13.62	13.36	
		Stride length (m)	6.30	6.23	6.19	6.13	6.37	6.48	6.49	6.58	6.42	6.58	6.57	6.39	
		Stride duration (s)	0.472	0.481	0.481	0.488	0.489	0.477	0.484	0.485	0.471	0.465	0.482	0.478	
		Stride efficiency (%)	61.97	60.74	59.88	58.78	63.45	65.52	65.80	67.70	64.49	67.65	67.36	63.73	
		Stride count	31.76	32.08	32.31	32.61	31.39	30.89	30.82	30.39	31.13	30.40	30.46	407.14	

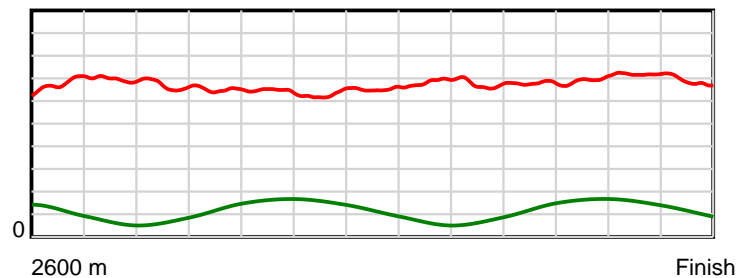
10 m Stride length



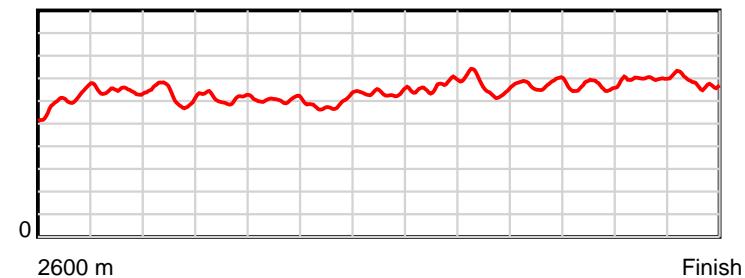
0.6 s Stride duration



20 m/sec Speed



100 % Stride efficiency



Note: Horizontal distance axis grid lines are 200m furlongs.

Disclaimer.

HRNZ and NZMTC and Thoroughbred Ratings Pty Ltd accepts no responsibility for the completeness or accuracy of any of the information contained herein, and makes no representations about its suitability for any particular purpose. Users should make their own judgements about those matters and/or seek independent advice. You assume all risks associated with use of the data provided on this page.



Race Results



March 01, 2020, Race 10, THANK YOU KIRSTEN MCNABB MOBILE PACE, Distance 2600m, Addington - Survey 3200m

Result	TAB no.	Horse (Barrier)	2600 to	2400m to
10th	4	Highland Reign (3)	2400m	2200m
		Position in running (margin)	-	5(3.9)
		Sectional time (s)	14.22	14.44
		Cumulative time (s)	194.61	180.39
		Speed (m/s)	14.06	13.85
		Stride length (m)	6.15	5.95
		Stride duration (s)	0.435	0.430
		Stride efficiency (%)	59.13	55.39
		Stride count	32.51	33.59

Disclaimer.

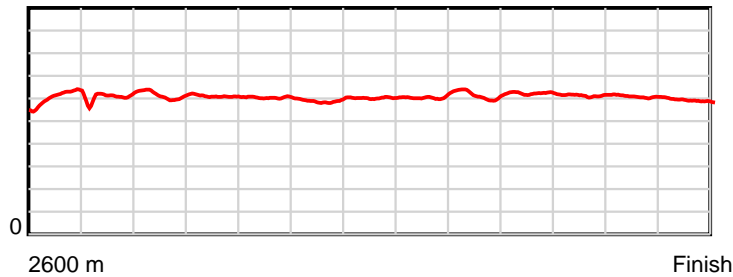
HRNZ and NZMTC and Thoroughbred Ratings Pty Ltd accepts no responsibility for the completeness or accuracy of any of the information contained herein, and makes no representations about its suitability for any particular purpose. Users should make their own judgements about those matters and/or seek independent advice. You assume all risks associated with use of the data provided on this page.

Race Results

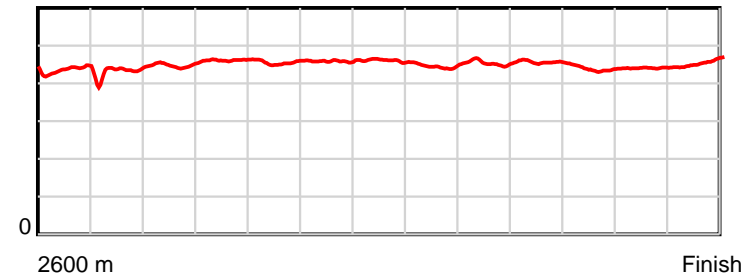
March 01, 2020, Race 10, THANK YOU KIRSTEN MCNABB MOBILE PACE, Distance 2600m, Addington - Survey 3200m

Result	TAB no.	Horse (Barrier)	2200m to	2000m to	1800m to	1600m to	1400m to	1200m to	1000m to	800m to	600m to	400m to	200m to	Total or	Margin
10th	4	Highland Reign (3)	2000m	1800m	1600m	1400m	1200m	1000m	800m	600m	400m	200m	WP	Average	
		Position in running (margin)	5(6.4)	4(5.2)	3(3.0)	3(2.4)	3(1.7)	3(1.6)	4(3.2)	4(3.4)	4(3.0)	5(4.8)	5(7.7)		12.30
		Sectional time (s)	14.79	15.14	15.48	15.85	15.35	14.86	15.03	14.72	14.55	14.73	15.45		
		Cumulative time (s)	165.95	151.16	136.02	120.54	104.69	89.34	74.48	59.45	44.73	30.18	15.45	3:14.61	
		Speed (m/s)	13.52	13.21	12.92	12.62	13.03	13.46	13.31	13.59	13.75	13.58	12.94	13.36	
		Stride length (m)	6.05	6.09	5.88	5.79	6.00	6.00	6.04	6.20	6.02	5.99	5.89	6.00	
		Stride duration (s)	0.448	0.461	0.455	0.459	0.460	0.446	0.454	0.456	0.438	0.441	0.455	0.449	
		Stride efficiency (%)	57.27	58.02	54.03	52.39	56.20	56.20	56.95	60.02	56.66	55.99	54.27	56.30	
		Stride count	33.04	32.82	34.01	34.54	33.35	33.35	33.13	32.27	33.21	33.41	33.94	433.17	

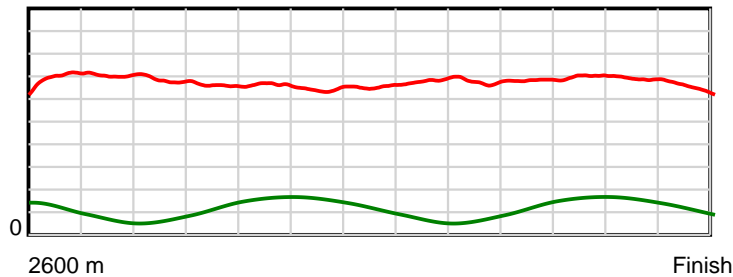
10 m Stride length



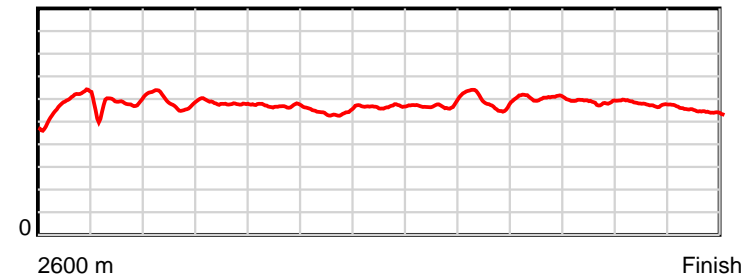
0.6 s Stride duration



20 m/sec Speed



100 % Stride efficiency



Note: Horizontal distance axis grid lines are 200m furlongs.

Disclaimer.

HRNZ and NZMTC and Thoroughbred Ratings Pty Ltd accepts no responsibility for the completeness or accuracy of any of the information contained herein, and makes no representations about its suitability for any particular purpose. Users should make their own judgements about those matters and/or seek independent advice. You assume all risks associated with use of the data provided on this page.



Race Results



March 01, 2020, Race 10, THANK YOU KIRSTEN MCNABB MOBILE PACE, Distance 2600m, Addington - Survey 3200m

Result	TAB no.	Horse (Barrier)	2600 to	2400m to
11th	11	The Kaik (10)	2400m	2200m
		Position in running (margin)	-	7(5.7)
		Sectional time (s)	14.49	14.51
		Cumulative time (s)	194.88	180.39
		Speed (m/s)	13.80	13.78
		Stride length (m)	6.09	6.07
		Stride duration (s)	0.426	0.440
		Stride efficiency (%)	57.87	57.59
		Stride count	32.87	32.95

Disclaimer.

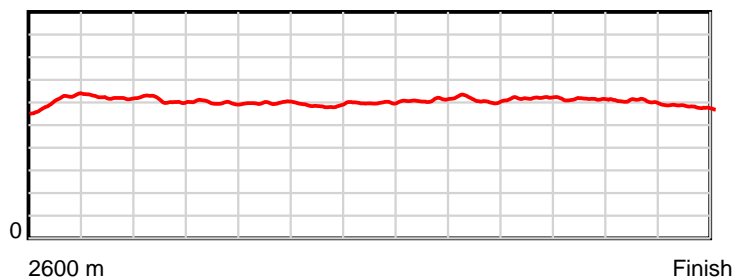
HRNZ and NZMTC and Thoroughbred Ratings Pty Ltd accepts no responsibility for the completeness or accuracy of any of the information contained herein, and makes no representations about its suitability for any particular purpose. Users should make their own judgements about those matters and/or seek independent advice. You assume all risks associated with use of the data provided on this page.

Race Results

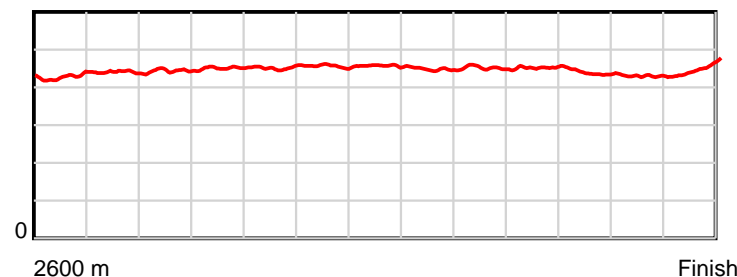
March 01, 2020, Race 10, THANK YOU KIRSTEN MCNABB MOBILE PACE, Distance 2600m, Addington - Survey 3200m

Result	TAB no.	Horse (Barrier)	2200m to	2000m to	1800m to	1600m to	1400m to	1200m to	1000m to	800m to	600m to	400m to	200m to	Total or	Margin
11th	11	The Kaik (10)	2000m	1800m	1600m	1400m	1200m	1000m	800m	600m	400m	200m	WP	Average	
		Position in running (margin)	6(8.6)	6(7.6)	5(4.9)	5(4.6)	4(3.4)	5(3.2)	6(4.7)	6(5.4)	6(4.9)	7(6.7)	7(8.1)		13.80
		Sectional time (s)	14.82	15.06	15.53	15.75	15.35	14.84	15.12	14.70	14.55	14.48	15.68		
		Cumulative time (s)	165.88	151.06	136.00	120.47	104.72	89.37	74.53	59.41	44.71	30.16	15.68	3:14.88	
		Speed (m/s)	13.50	13.28	12.88	12.70	13.03	13.48	13.23	13.61	13.75	13.81	12.76	13.34	
		Stride length (m)	5.99	5.99	5.82	5.79	5.96	6.04	5.97	6.16	6.02	5.94	5.76	5.96	
		Stride duration (s)	0.444	0.451	0.452	0.456	0.457	0.448	0.451	0.452	0.438	0.430	0.451	0.447	
		Stride efficiency (%)	56.06	56.01	52.88	52.39	55.43	56.94	55.72	59.23	56.69	55.05	51.77	55.60	
		Stride count	33.39	33.41	34.38	34.54	33.58	33.13	33.49	32.49	33.21	33.70	34.75	435.89	

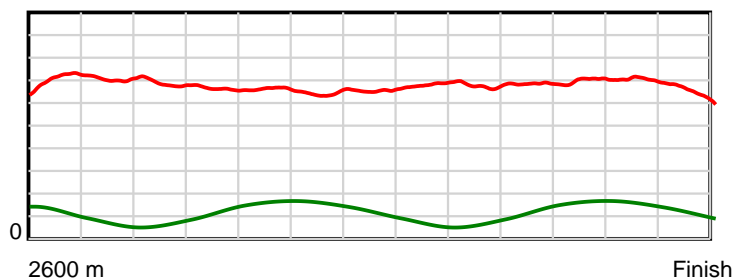
10 m Stride length



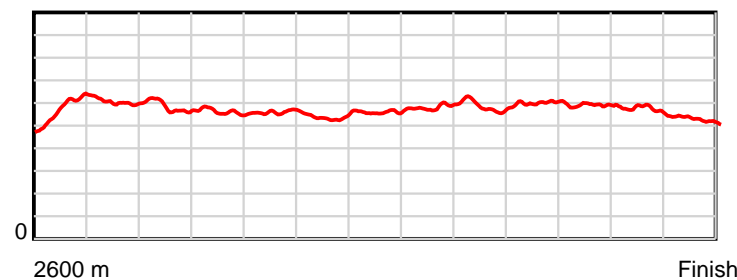
0.6 s Stride duration



20 m/sec Speed



100 % Stride efficiency



Note: Horizontal distance axis grid lines are 200m furlongs.

Disclaimer.

HRNZ and NZMTC and Thoroughbred Ratings Pty Ltd accepts no responsibility for the completeness or accuracy of any of the information contained herein, and makes no representations about its suitability for any particular purpose. Users should make their own judgements about those matters and/or seek independent advice. You assume all risks associated with use of the data provided on this page.



Race Results



March 01, 2020, Race 10, THANK YOU KIRSTEN MCNABB MOBILE PACE, Distance 2600m, Addington - Survey 3200m

Result	TAB no.	Horse (Barrier)	2600 to	2400m to
12th	3	Pat Campbell (2)	2400m	2200m
		Position in running (margin)	-	12(15.3)
		Sectional time (s)	16.05	14.56
		Cumulative time (s)	199.04	182.99
		Speed (m/s)	12.46	13.74
		Stride length (m)	6.36	6.18
		Stride duration (s)	0.448	0.450
		Stride efficiency (%)	63.20	59.62
		Stride count	31.45	32.38

Disclaimer.

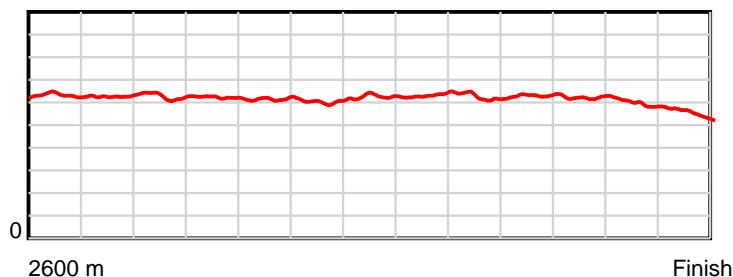
HRNZ and NZMTC and Thoroughbred Ratings Pty Ltd accepts no responsibility for the completeness or accuracy of any of the information contained herein, and makes no representations about its suitability for any particular purpose. Users should make their own judgements about those matters and/or seek independent advice. You assume all risks associated with use of the data provided on this page.

Race Results

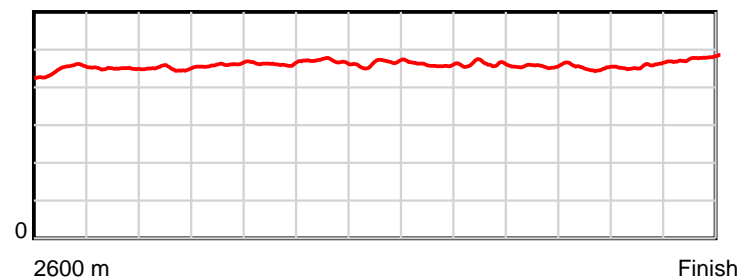
March 01, 2020, Race 10, THANK YOU KIRSTEN MCNABB MOBILE PACE, Distance 2600m, Addington - Survey 3200m

Result	TAB no.	Horse (Barrier)	2200m to	2000m to	1800m to	1600m to	1400m to	1200m to	1000m to	800m to	600m to	400m to	200m to	Total or	Margin
12th	3	Pat Campbell (2)	2000m	1800m	1600m	1400m	1200m	1000m	800m	600m	400m	200m	WP	Average	
		Position in running (margin)	12(18.6)	12(16.4)	12(12.7)	12(12.2)	12(11.1)	11(8.6)	11(10.3)	12(11.7)	12(10.4)	12(14.6)	12(22.1)		36.30
		Sectional time (s)	14.64	14.89	15.51	15.77	14.95	14.87	15.23	14.57	14.96	15.49	17.55		
		Cumulative time (s)	168.43	153.79	138.90	123.39	107.62	92.67	77.80	62.57	48.00	33.04	17.55	3:19.04	
		Speed (m/s)	13.66	13.43	12.89	12.68	13.38	13.45	13.13	13.73	13.37	12.91	11.40	13.06	
		Stride length (m)	6.15	6.18	5.96	5.96	6.22	6.19	6.06	6.27	6.04	5.91	5.44	6.06	
		Stride duration (s)	0.450	0.460	0.462	0.470	0.465	0.460	0.461	0.457	0.452	0.458	0.477	0.464	
		Stride efficiency (%)	59.09	59.66	55.52	55.57	60.40	59.83	57.38	61.38	56.99	54.57	46.16	57.40	
		Stride count	32.52	32.37	33.55	33.54	32.17	32.32	33.01	31.91	33.12	33.85	36.80	428.99	

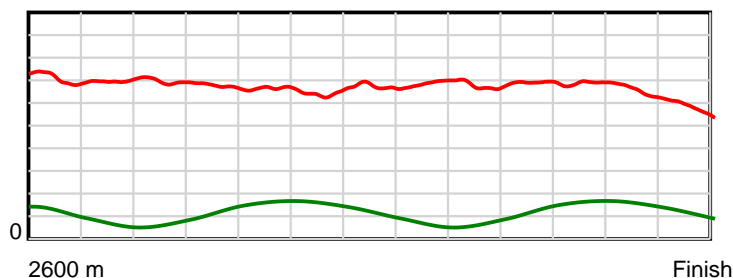
10 m Stride length



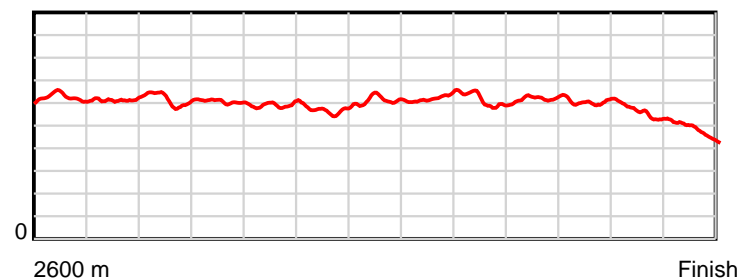
0.6 s Stride duration



20 m/sec Speed



100 % Stride efficiency



Note: Horizontal distance axis grid lines are 200m furlongs.

Disclaimer.

HRNZ and NZMTC and Thoroughbred Ratings Pty Ltd accepts no responsibility for the completeness or accuracy of any of the information contained herein, and makes no representations about its suitability for any particular purpose. Users should make their own judgements about those matters and/or seek independent advice. You assume all risks associated with use of the data provided on this page.