



Race Results

Cheviot Harness Racing Club Inc, HRNZ, March 01, 2020

Compilation date: March 1, 2020, 3:15:41 PM (NZDT)

Copyright © 2020 HRNZ and NZMTC. All rights reserved.

Trademarks.

StrideMASTER is a registered trademark of Thoroughbred Ratings Pty Ltd.

Disclaimer.

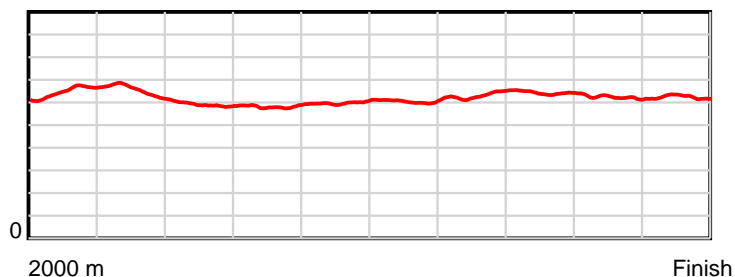
HRNZ and NZMTC and Thoroughbred Ratings Pty Ltd accepts no responsibility for the completeness or accuracy of any of the information contained herein, and makes no representations about its suitability for any particular purpose. Users should make their own judgements about those matters and/or seek independent advice. You assume all risks associated with use of the data provided on this page.

Race Results

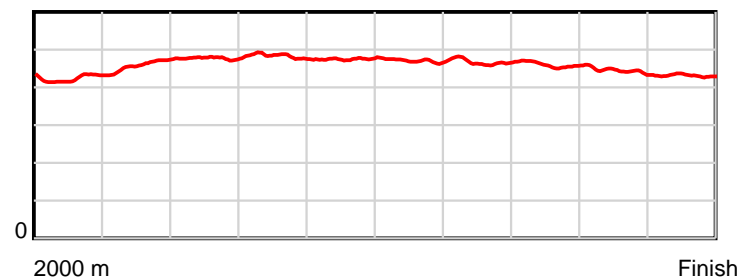
March 01, 2020, Race 6, 'DOWNBYTHESEASIDE' LEONARD MEMORIAL STAKES (MOBILE PACE), Distance 2000m, Addington - Survey 3200m

Result	TAB no.	Horse (Barrier)	2000 to	1800m to	1600m to	1400m to	1200m to	1000m to	800m to	600m to	400m to	200m to	Total or	Margin
1st	8	Town Echo (7)	1800m	1600m	1400m	1200m	1000m	800m	600m	400m	200m	WP	Average	
		Position in running (margin)	-	1(0.0)	1(0.0)	1(0.0)	1(0.0)	1(0.0)	1(0.0)	1(0.0)	2(0.2)	1(0.0)		0.00
		Sectional time (s)	13.08	14.28	16.14	16.49	15.70	15.65	14.72	14.52	14.08	13.87		
		Cumulative time (s)	148.53	135.45	121.17	105.03	88.54	72.84	57.19	42.47	27.95	13.87	2:28.53	
		Speed (m/s)	15.30	14.01	12.39	12.13	12.74	12.78	13.59	13.77	14.20	14.42	13.47	
		Stride length (m)	6.47	6.45	5.91	5.86	6.05	6.01	6.35	6.33	6.30	6.21	6.19	
		Stride duration (s)	0.423	0.460	0.477	0.483	0.475	0.470	0.467	0.460	0.444	0.431	0.459	
		Stride efficiency (%)	65.38	64.93	54.51	53.60	57.20	56.47	62.97	62.65	62.11	60.31	59.80	
		Stride count	30.92	31.03	33.86	34.15	33.06	33.27	31.51	31.59	31.72	32.19	323.30	

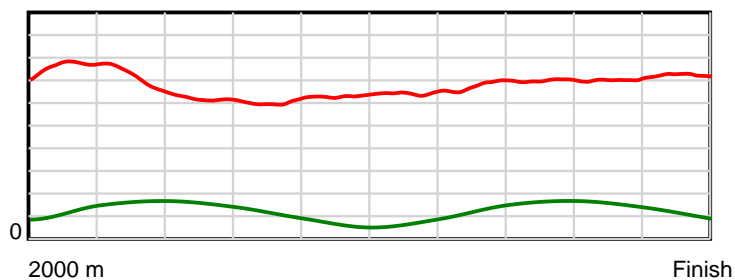
10 m Stride length



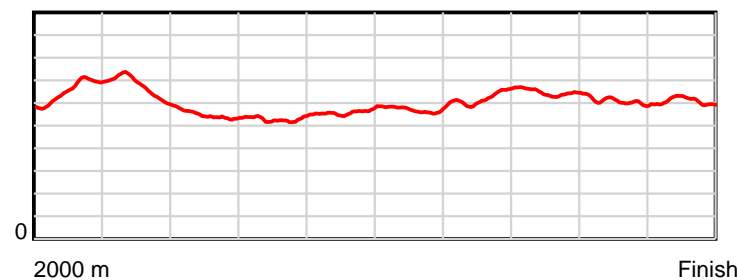
0.6 s Stride duration



20 m/sec Speed



100 % Stride efficiency



Note: Horizontal distance axis grid lines are 200m furlongs.

Disclaimer.

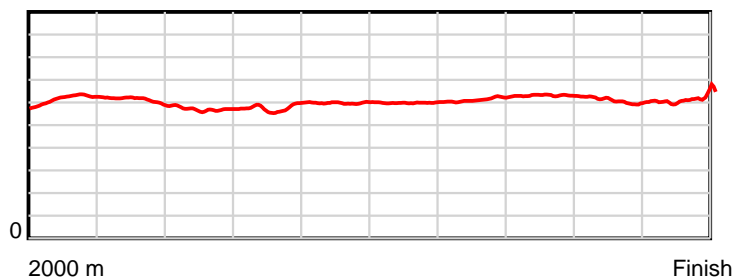
HRNZ and NZMTC and Thoroughbred Ratings Pty Ltd accepts no responsibility for the completeness or accuracy of any of the information contained herein, and makes no representations about its suitability for any particular purpose. Users should make their own judgements about those matters and/or seek independent advice. You assume all risks associated with use of the data provided on this page.

Race Results

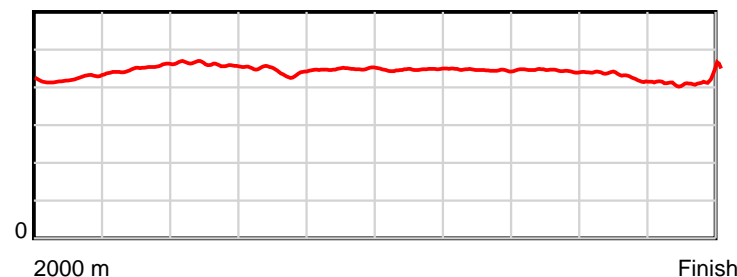
March 01, 2020, Race 6, 'DOWNBYTHESEASIDE' LEONARD MEMORIAL STAKES (MOBILE PACE), Distance 2000m, Addington - Survey 3200m

Result	TAB no.	Horse (Barrier)	2000 to	1800m to	1600m to	1400m to	1200m to	1000m to	800m to	600m to	400m to	200m to	Total or	Margin
2nd	3	Sweet Lizzie (3)	1800m	1600m	1400m	1200m	1000m	800m	600m	400m	200m	WP	Average	
		Position in running (margin)	-	6(5.4)	6(10.3)	6(11.2)	4(5.1)	3(3.2)	2(1.0)	2(0.6)	1(0.0)	3(1.3)		0.40
		Sectional time (s)	14.04	15.09	16.30	15.47	15.38	15.29	14.65	14.39	14.33	13.66		
		Cumulative time (s)	148.60	134.56	119.47	103.17	87.70	72.32	57.03	42.38	27.99	13.66	2:28.60	
		Speed (m/s)	14.25	13.25	12.27	12.93	13.00	13.08	13.65	13.90	13.96	14.64	13.46	
		Stride length (m)	6.14	5.98	5.66	5.73	5.83	5.85	6.08	6.17	5.97	6.08	5.95	
		Stride duration (s)	0.423	0.451	0.461	0.443	0.449	0.447	0.446	0.444	0.428	0.415	0.442	
		Stride efficiency (%)	58.94	55.81	50.11	51.35	53.20	53.45	57.85	59.58	55.75	57.68	55.24	
		Stride count	32.57	33.47	35.32	34.89	34.28	34.20	32.87	32.39	33.48	32.92	336.39	

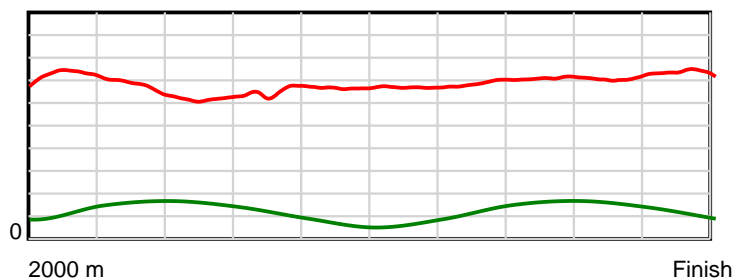
10 m Stride length



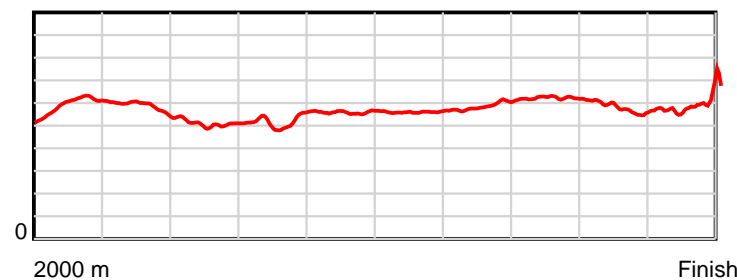
0.6 s Stride duration



20 m/sec Speed



100 % Stride efficiency



Note: Horizontal distance axis grid lines are 200m furlongs.

Disclaimer.

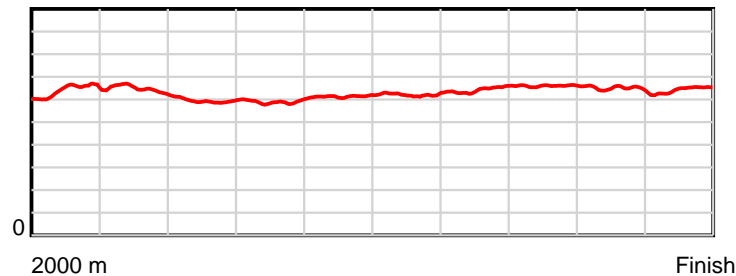
HRNZ and NZMTC and Thoroughbred Ratings Pty Ltd accepts no responsibility for the completeness or accuracy of any of the information contained herein, and makes no representations about its suitability for any particular purpose. Users should make their own judgements about those matters and/or seek independent advice. You assume all risks associated with use of the data provided on this page.

Race Results

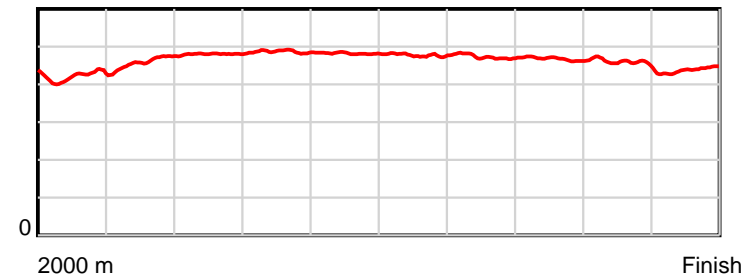
March 01, 2020, Race 6, 'DOWNBYTHESEASIDE' LEONARD MEMORIAL STAKES (MOBILE PACE), Distance 2000m, Addington - Survey 3200m

Result	TAB no.	Horse (Barrier)	2000 to	1800m to	1600m to	1400m to	1200m to	1000m to	800m to	600m to	400m to	200m to	Total or	Margin
3rd	6	Shanika (5)	1800m	1600m	1400m	1200m	1000m	800m	600m	400m	200m	WP	Average	
		Position in running (margin)	-	2(0.7)	2(1.7)	2(2.1)	2(2.2)	2(2.4)	3(1.6)	3(1.8)	3(0.8)	2(1.3)		0.60
		Sectional time (s)	13.32	14.44	16.21	16.52	15.72	15.51	14.75	14.34	14.19	13.64		
		Cumulative time (s)	148.64	135.32	120.88	104.67	88.15	72.43	56.92	42.17	27.83	13.64	2:28.64	
		Speed (m/s)	15.02	13.85	12.34	12.11	12.72	12.89	13.56	13.95	14.09	14.66	13.46	
		Stride length (m)	6.37	6.37	5.93	5.89	6.13	6.15	6.41	6.51	6.46	6.43	6.26	
		Stride duration (s)	0.418	0.460	0.480	0.487	0.482	0.477	0.473	0.467	0.459	0.439	0.465	
		Stride efficiency (%)	63.50	63.50	54.92	54.25	58.68	59.08	64.30	66.31	65.30	64.63	61.23	
		Stride count	31.37	31.37	33.74	33.94	32.64	32.53	31.18	30.70	30.94	31.10	319.51	

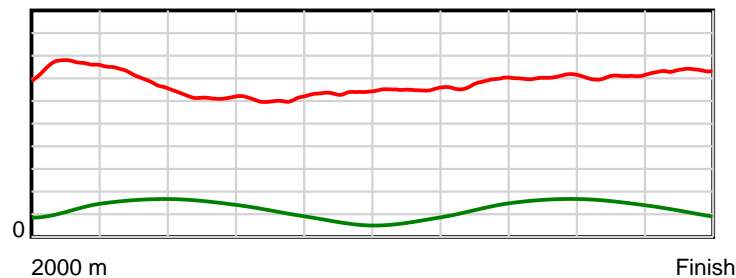
10 m Stride length



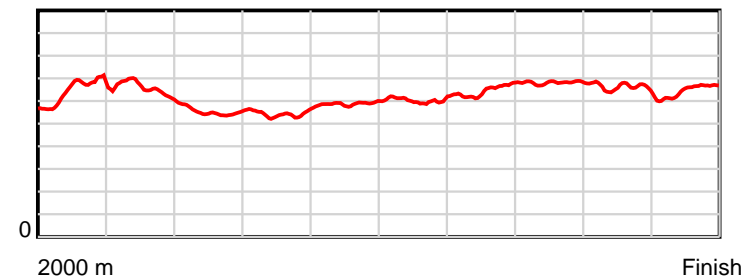
0.6 s Stride duration



20 m/sec Speed



100 % Stride efficiency



Note: Horizontal distance axis grid lines are 200m furlongs.

Disclaimer.

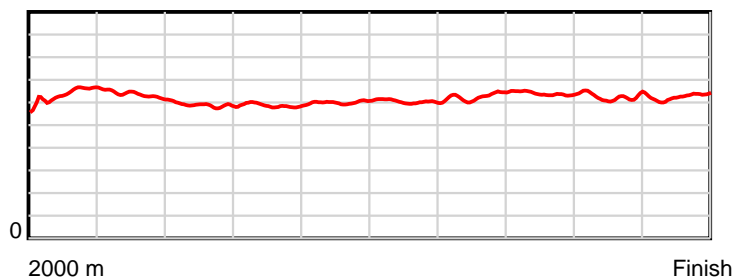
HRNZ and NZMTC and Thoroughbred Ratings Pty Ltd accepts no responsibility for the completeness or accuracy of any of the information contained herein, and makes no representations about its suitability for any particular purpose. Users should make their own judgements about those matters and/or seek independent advice. You assume all risks associated with use of the data provided on this page.

Race Results

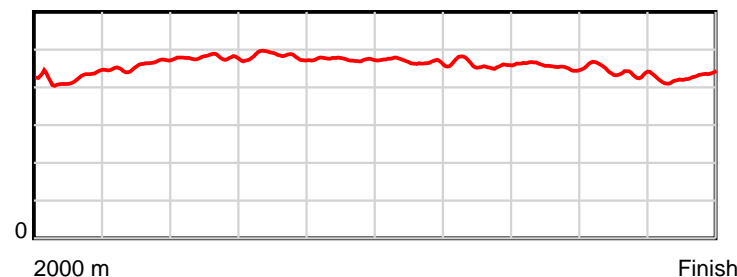
March 01, 2020, Race 6, 'DOWNBYTHESEASIDE' LEONARD MEMORIAL STAKES (MOBILE PACE), Distance 2000m, Addington - Survey 3200m

Result	TAB no.	Horse (Barrier)	2000 to	1800m to	1600m to	1400m to	1200m to	1000m to	800m to	600m to	400m to	200m to	Total or	Margin
4th	1	Girls Love Pea... (1)	1800m	1600m	1400m	1200m	1000m	800m	600m	400m	200m	WP	Average	
		Position in running (margin)	-	4(2.2)	3(4.1)	3(4.5)	3(4.2)	4(4.1)	5(3.4)	6(3.7)	5(3.0)	5(3.2)		1.90
		Sectional time (s)	13.52	14.60	16.20	16.45	15.68	15.53	14.77	14.37	14.15	13.61		
		Cumulative time (s)	148.88	135.36	120.76	104.56	88.11	72.43	56.90	42.13	27.76	13.61	2:28.88	
		Speed (m/s)	14.80	13.70	12.35	12.16	12.76	12.88	13.54	13.92	14.13	14.70	13.43	
		Stride length (m)	6.39	6.29	5.91	5.88	6.04	6.03	6.25	6.34	6.27	6.27	6.16	
		Stride duration (s)	0.424	0.459	0.479	0.484	0.474	0.468	0.462	0.455	0.443	0.427	0.459	
		Stride efficiency (%)	63.74	61.86	54.62	54.04	57.08	56.79	61.06	62.79	61.38	61.47	59.34	
		Stride count	31.31	31.79	33.83	34.01	33.09	33.18	31.99	31.55	31.91	31.89	324.55	

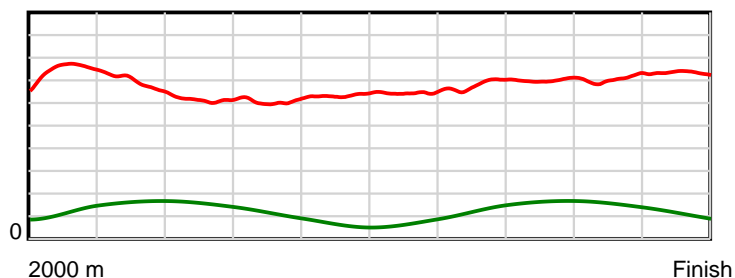
10 m Stride length



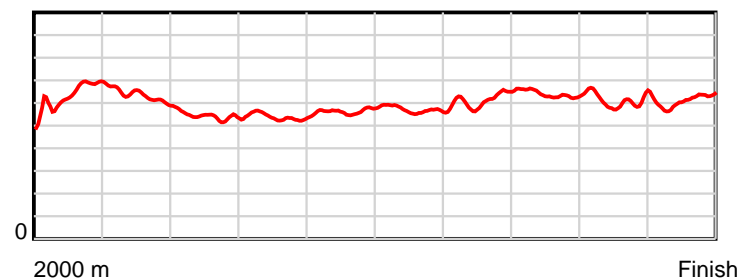
0.6 s Stride duration



20 m/sec Speed



100 % Stride efficiency



Note: Horizontal distance axis grid lines are 200m furlongs.

Disclaimer.

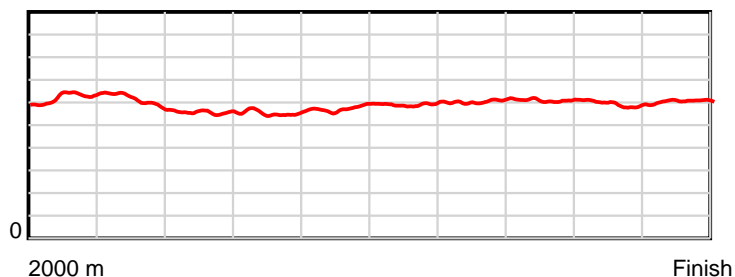
HRNZ and NZMTC and Thoroughbred Ratings Pty Ltd accepts no responsibility for the completeness or accuracy of any of the information contained herein, and makes no representations about its suitability for any particular purpose. Users should make their own judgements about those matters and/or seek independent advice. You assume all risks associated with use of the data provided on this page.

Race Results

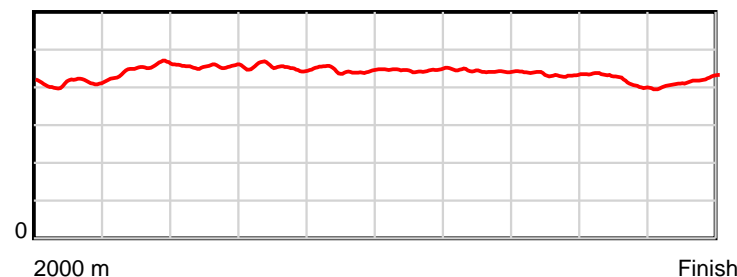
March 01, 2020, Race 6, 'DOWNBYTHESEASIDE' LEONARD MEMORIAL STAKES (MOBILE PACE), Distance 2000m, Addington - Survey 3200m

Result	TAB no.	Horse (Barrier)	2000 to	1800m to	1600m to	1400m to	1200m to	1000m to	800m to	600m to	400m to	200m to	Total or	Margin
5th	7	Ariella (6)	1800m	1600m	1400m	1200m	1000m	800m	600m	400m	200m	WP	Average	
		Position in running (margin)	-	3(1.2)	4(6.6)	4(7.2)	5(5.6)	5(4.5)	4(2.7)	4(2.0)	4(2.6)	4(2.9)		2.10
		Sectional time (s)	13.21	15.19	16.24	16.22	15.52	15.35	14.60	14.59	14.18	13.82		
		Cumulative time (s)	148.92	135.71	120.52	104.28	88.06	72.54	57.19	42.59	28.00	13.82	2:28.92	
		Speed (m/s)	15.14	13.17	12.32	12.33	12.89	13.03	13.70	13.71	14.10	14.47	13.43	
		Stride length (m)	6.21	5.94	5.61	5.58	5.74	5.81	6.06	5.95	5.87	6.04	5.87	
		Stride duration (s)	0.411	0.451	0.456	0.453	0.445	0.446	0.443	0.434	0.416	0.417	0.437	
		Stride efficiency (%)	60.20	55.04	49.21	48.66	51.47	52.73	57.48	55.34	53.83	56.92	53.92	
		Stride count	32.22	33.70	35.64	35.84	34.85	34.43	32.98	33.61	34.08	33.14	340.49	

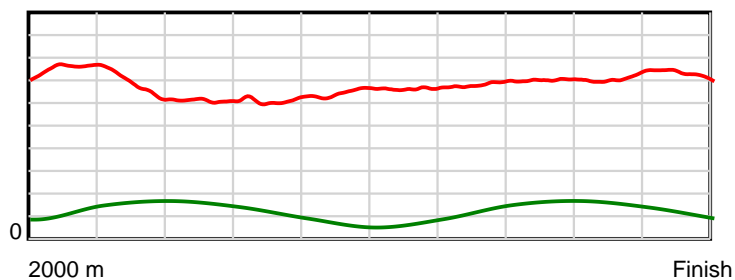
10 m Stride length



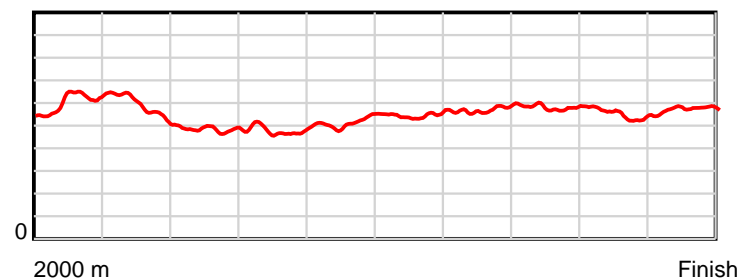
0.6 s Stride duration



20 m/sec Speed



100 % Stride efficiency



Note: Horizontal distance axis grid lines are 200m furlongs.

Disclaimer.

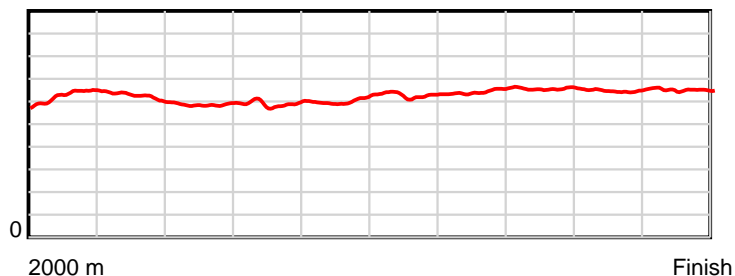
HRNZ and NZMTC and Thoroughbred Ratings Pty Ltd accepts no responsibility for the completeness or accuracy of any of the information contained herein, and makes no representations about its suitability for any particular purpose. Users should make their own judgements about those matters and/or seek independent advice. You assume all risks associated with use of the data provided on this page.

Race Results

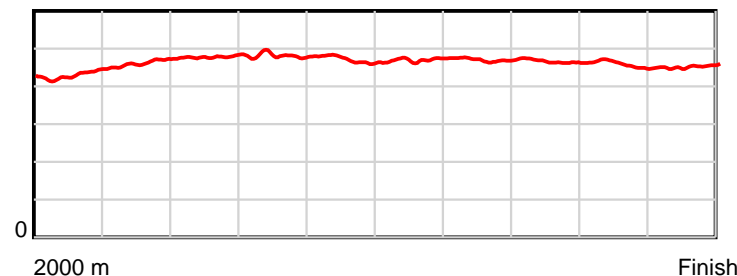
March 01, 2020, Race 6, 'DOWNBYTHESEASIDE' LEONARD MEMORIAL STAKES (MOBILE PACE), Distance 2000m, Addington - Survey 3200m

Result	TAB no.	Horse (Barrier)	2000 to	1800m to	1600m to	1400m to	1200m to	1000m to	800m to	600m to	400m to	200m to	Total or	Margin
6th	2	Booraa (2)	1800m	1600m	1400m	1200m	1000m	800m	600m	400m	200m	WP	Average	
		Position in running (margin)	-	5(3.9)	5(7.9)	5(8.8)	6(7.1)	6(7.3)	6(4.5)	5(3.6)	6(3.4)	6(4.7)		5.10
		Sectional time (s)	13.88	14.94	16.29	16.21	15.73	15.19	14.57	14.46	14.34	13.86		
		Cumulative time (s)	149.47	135.59	120.65	104.36	88.15	72.42	57.23	42.66	28.20	13.86	2:29.47	
		Speed (m/s)	14.41	13.39	12.28	12.34	12.71	13.17	13.73	13.83	13.95	14.43	13.38	
		Stride length (m)	6.31	6.18	5.87	5.94	6.00	6.18	6.46	6.45	6.39	6.53	6.22	
		Stride duration (s)	0.429	0.462	0.478	0.481	0.472	0.470	0.470	0.466	0.458	0.453	0.465	
		Stride efficiency (%)	62.30	59.77	53.81	55.08	56.24	59.72	65.15	64.96	63.81	66.69	60.52	
		Stride count	31.67	32.34	34.08	33.69	33.34	32.35	30.97	31.02	31.30	30.62	321.38	

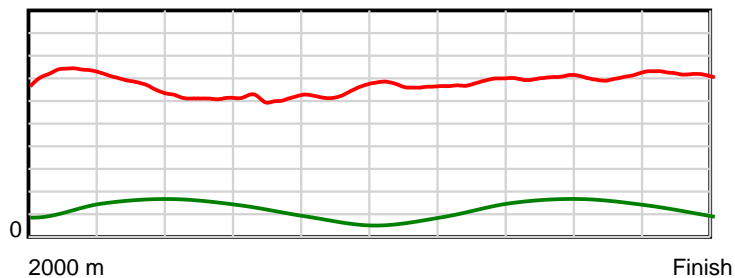
10 m Stride length



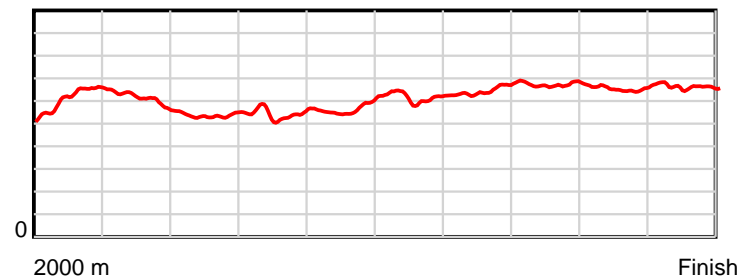
0.6 s Stride duration



20 m/sec Speed



100 % Stride efficiency



Note: Horizontal distance axis grid lines are 200m furlongs.

Disclaimer.

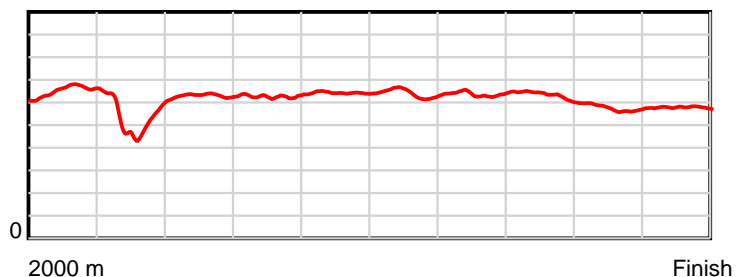
HRNZ and NZMTC and Thoroughbred Ratings Pty Ltd accepts no responsibility for the completeness or accuracy of any of the information contained herein, and makes no representations about its suitability for any particular purpose. Users should make their own judgements about those matters and/or seek independent advice. You assume all risks associated with use of the data provided on this page.

Race Results

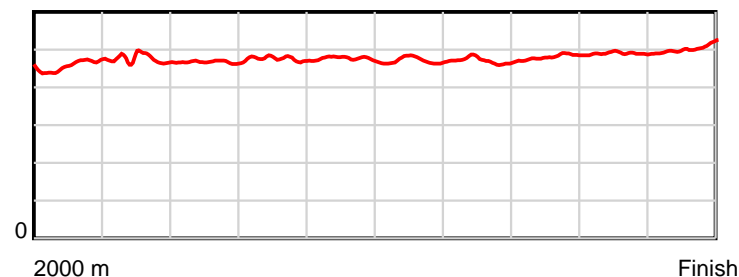
March 01, 2020, Race 6, 'DOWNBYTHESEASIDE' LEONARD MEMORIAL STAKES (MOBILE PACE), Distance 2000m, Addington - Survey 3200m

Result	TAB no.	Horse (Barrier)	2000 to	1800m to	1600m to	1400m to	1200m to	1000m to	800m to	600m to	400m to	200m to	Total or	Margin
7th	5	Eliza Davolta (4)	1800m	1600m	1400m	1200m	1000m	800m	600m	400m	200m	WP	Average	
		Position in running (margin)	-	7(7.1)	7(30.8)	7(23.9)	7(16.0)	7(11.4)	7(6.7)	7(6.9)	7(12.7)	7(30.4)		47.50
		Sectional time (s)	14.27	18.25	14.99	15.17	14.92	14.86	14.76	15.45	17.06	17.59		
		Cumulative time (s)	157.32	143.05	124.80	109.81	94.64	79.72	64.86	50.10	34.65	17.59	2:37.32	
		Speed (m/s)	14.02	10.96	13.34	13.18	13.40	13.46	13.55	12.94	11.72	11.37	12.71	
		Stride length (m)	6.49	5.20	6.23	6.27	6.38	6.34	6.38	6.22	5.75	5.74	6.07	
		Stride duration (s)	0.458	0.475	0.467	0.476	0.476	0.471	0.470	0.481	0.490	0.505	0.478	
		Stride efficiency (%)	65.92	42.27	60.58	61.52	63.53	62.81	63.53	60.48	51.61	51.45	57.63	
		Stride count	30.79	38.45	32.12	31.87	31.37	31.55	31.37	32.15	34.80	34.86	329.33	

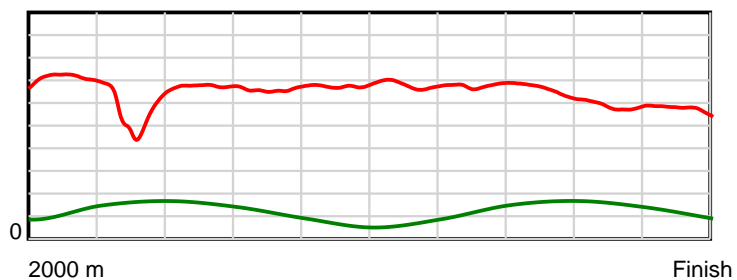
10 m Stride length



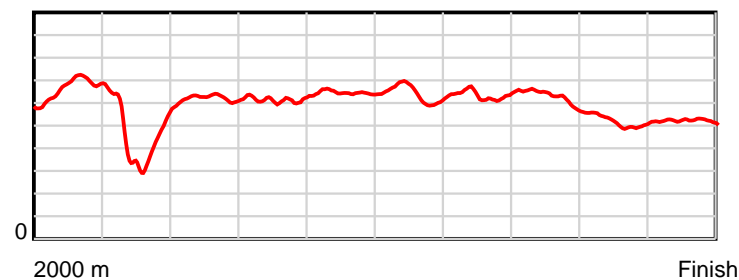
0.6 s Stride duration



20 m/sec Speed



100 % Stride efficiency



Note: Horizontal distance axis grid lines are 200m furlongs.

Disclaimer.

HRNZ and NZMTC and Thoroughbred Ratings Pty Ltd accepts no responsibility for the completeness or accuracy of any of the information contained herein, and makes no representations about its suitability for any particular purpose. Users should make their own judgements about those matters and/or seek independent advice. You assume all risks associated with use of the data provided on this page.