



Race Results

Cheviot Harness Racing Club Inc, HRNZ, March 01, 2020

Compilation date: March 1, 2020, 3:55:12 PM (NZDT)

Copyright © 2020 HRNZ and NZMTC. All rights reserved.

Trademarks.

StrideMASTER is a registered trademark of Thoroughbred Ratings Pty Ltd.

Disclaimer.

HRNZ and NZMTC and Thoroughbred Ratings Pty Ltd accepts no responsibility for the completeness or accuracy of any of the information contained herein, and makes no representations about its suitability for any particular purpose. Users should make their own judgements about those matters and/or seek independent advice. You assume all risks associated with use of the data provided on this page.



Race Results



March 01, 2020, Race 7, CHEVIOT BUSINESSES CHEVIOT CUP (HANDICAP PACE), Distance 2600m, Addington - Survey 3200m

Result	TAB no.	Horse (Barrier)	2600 to	2400m to
1st	5	Burnham Boy (10)	2400m	2200m
		Position in running (margin)	-	2(1.7)
		Sectional time (s)	16.34	14.50
		Cumulative time (s)	194.76	178.42
		Speed (m/s)	12.24	13.79
		Stride length (m)	5.25	6.12
		Stride duration (s)	0.414	0.444
		Stride efficiency (%)	43.12	58.49
		Stride count	38.08	32.69

Disclaimer.

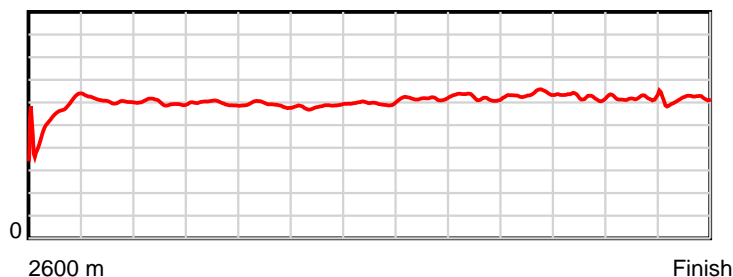
HRNZ and NZMTC and Thoroughbred Ratings Pty Ltd accepts no responsibility for the completeness or accuracy of any of the information contained herein, and makes no representations about its suitability for any particular purpose. Users should make their own judgements about those matters and/or seek independent advice. You assume all risks associated with use of the data provided on this page.

Race Results

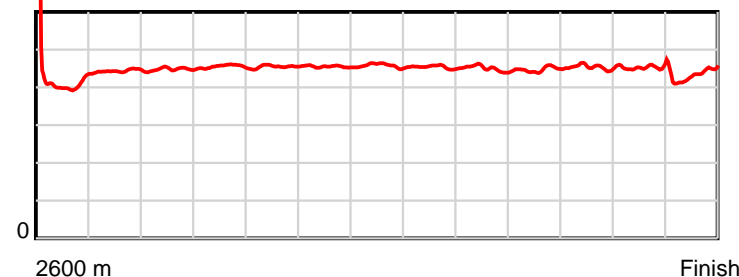
March 01, 2020, Race 7, CHEVIOT BUSINESSES CHEVIOT CUP (HANDICAP PACE), Distance 2600m, Addington - Survey 3200m

Result	TAB no.	Horse (Barrier)	2200m to	2000m to	1800m to	1600m to	1400m to	1200m to	1000m to	800m to	600m to	400m to	200m to	Total or	Margin
1st	5	Burnham Boy (10)	2000m	1800m	1600m	1400m	1200m	1000m	800m	600m	400m	200m	WP	Average	
		Position in running (margin)	2(1.7)	2(2.1)	2(2.0)	2(2.2)	2(2.0)	3(1.7)	2(0.9)	2(1.7)	3(1.8)	3(2.1)	3(2.0)		0.00
		Sectional time (s)	15.16	15.27	15.57	15.61	15.36	14.65	14.70	14.11	14.69	14.59	14.21		
		Cumulative time (s)	163.92	148.76	133.49	117.92	102.31	86.95	72.30	57.60	43.49	28.80	14.21	3:14.76	
		Speed (m/s)	13.19	13.10	12.85	12.81	13.02	13.65	13.61	14.17	13.61	13.71	14.07	13.35	
		Stride length (m)	5.91	5.97	5.84	5.83	5.96	6.19	6.11	6.35	6.18	6.17	6.11	5.99	
		Stride duration (s)	0.448	0.456	0.455	0.455	0.458	0.454	0.449	0.448	0.454	0.450	0.434	0.448	
		Stride efficiency (%)	54.50	55.66	53.35	53.14	55.46	59.90	58.38	63.00	59.61	59.40	58.42	56.01	
		Stride count	33.87	33.51	34.23	34.30	33.57	32.30	32.72	31.50	32.38	32.44	32.71	434.30	

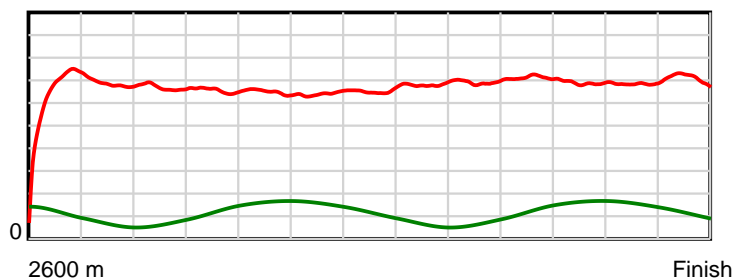
10 m Stride length



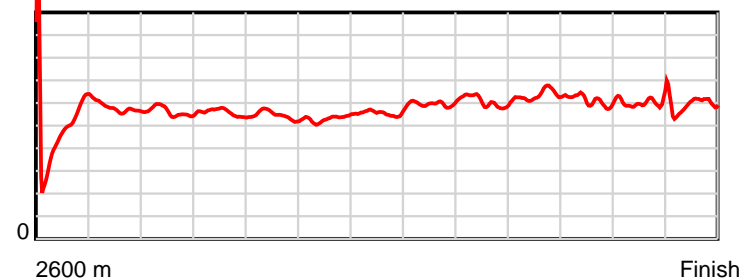
0.6 s Stride duration



20 m/sec Speed



100 % Stride efficiency



Note: Horizontal distance axis grid lines are 200m furlongs.

Disclaimer.

HRNZ and NZMTC and Thoroughbred Ratings Pty Ltd accepts no responsibility for the completeness or accuracy of any of the information contained herein, and makes no representations about its suitability for any particular purpose. Users should make their own judgements about those matters and/or seek independent advice. You assume all risks associated with use of the data provided on this page.



Race Results



March 01, 2020, Race 7, CHEVIOT BUSINESSES CHEVIOT CUP (HANDICAP PACE), Distance 2600m, Addington - Survey 3200m

Result	TAB no.	Horse (Barrier)	2600 to	2400m to
2nd	9	Jay Tee Tyron (6)	2400m	2200m
		Position in running (margin)	-	5(11.7)
		Sectional time (s)	17.87	15.01
		Cumulative time (s)	194.91	177.04
		Speed (m/s)	11.19	13.32
		Stride length (m)	5.35	6.00
		Stride duration (s)	0.425	0.450
		Stride efficiency (%)	44.75	56.26
		Stride count	37.38	33.33

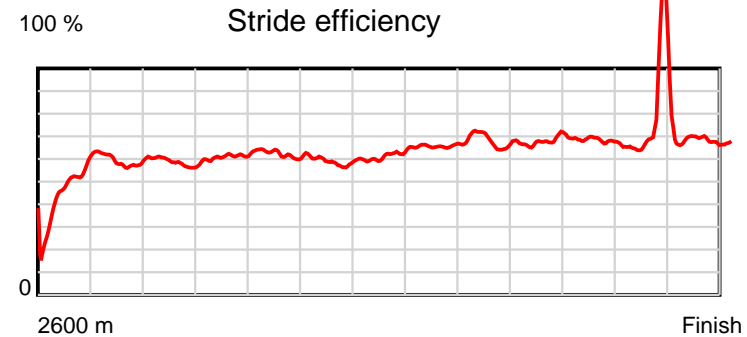
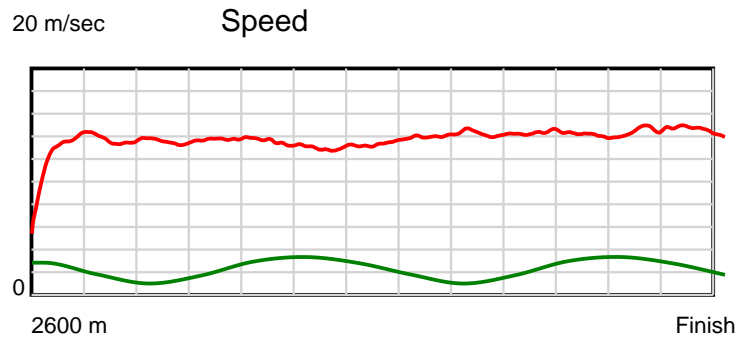
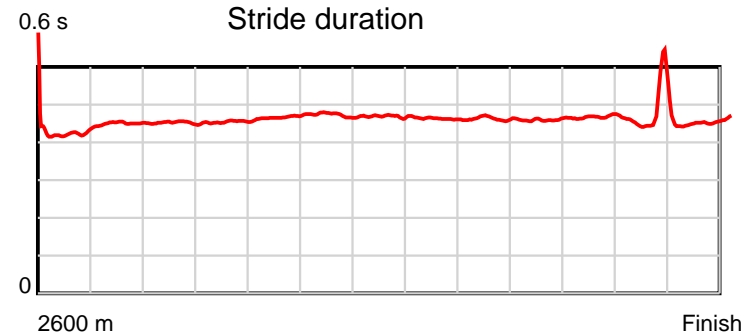
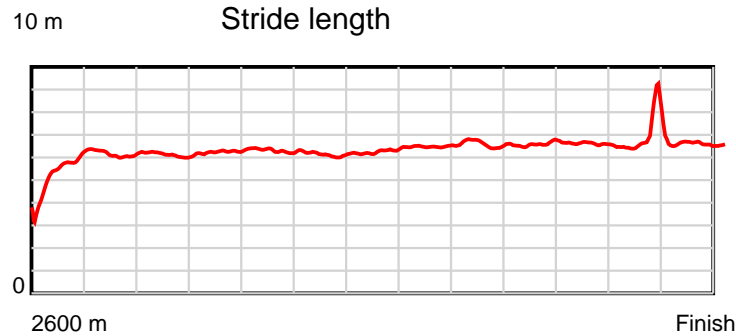
Disclaimer.

HRNZ and NZMTC and Thoroughbred Ratings Pty Ltd accepts no responsibility for the completeness or accuracy of any of the information contained herein, and makes no representations about its suitability for any particular purpose. Users should make their own judgements about those matters and/or seek independent advice. You assume all risks associated with use of the data provided on this page.

Race Results

March 01, 2020, Race 7, CHEVIOT BUSINESSES CHEVIOT CUP (HANDICAP PACE), Distance 2600m, Addington - Survey 3200m

Result	TAB no.	Horse (Barrier)	2200m to	2000m to	1800m to	1600m to	1400m to	1200m to	1000m to	800m to	600m to	400m to	200m to	Total or	Margin
2nd	9	Jay Tee Tyron (6)	2000m	1800m	1600m	1400m	1200m	1000m	800m	600m	400m	200m	WP	Average	
		Position in running (margin)	6(14.6)	8(16.6)	9(12.2)	10(13.0)	10(11.4)	9(8.4)	9(7.6)	8(7.6)	8(6.7)	8(7.9)	6(4.6)		0.80
		Sectional time (s)	15.43	14.54	15.66	15.38	14.92	14.64	14.59	13.93	14.85	14.06	14.03		
		Cumulative time (s)	162.03	146.60	132.06	116.40	101.02	86.10	71.46	56.87	42.94	28.09	14.03	3:14.91	
		Speed (m/s)	12.96	13.76	12.77	13.00	13.40	13.66	13.71	14.36	13.47	14.22	14.26	13.34	
		Stride length (m)	5.86	6.25	5.97	6.14	6.29	6.31	6.34	6.61	6.29	6.66	6.49	6.18	
		Stride duration (s)	0.452	0.454	0.467	0.472	0.469	0.462	0.463	0.460	0.467	0.468	0.455	0.463	
		Stride efficiency (%)	53.63	61.01	55.65	58.97	61.89	62.30	62.88	68.28	61.77	69.30	65.90	59.65	
		Stride count	34.14	32.01	33.51	32.56	31.78	31.67	31.53	30.26	31.81	30.03	30.80	420.81	



Note: Horizontal distance axis grid lines are 200m furlongs.

Disclaimer.

HRNZ and NZMTC and Thoroughbred Ratings Pty Ltd accepts no responsibility for the completeness or accuracy of any of the information contained herein, and makes no representations about its suitability for any particular purpose. Users should make their own judgements about those matters and/or seek independent advice. You assume all risks associated with use of the data provided on this page.



Race Results



March 01, 2020, Race 7, CHEVIOT BUSINESSES CHEVIOT CUP (HANDICAP PACE), Distance 2600m, Addington - Survey 3200m

Result	TAB no.	Horse (Barrier)	2600 to	2400m to
3rd	10	Dadndave (4)	2400m	2200m
		Position in running (margin)	-	8(13.7)
		Sectional time (s)	18.35	15.24
		Cumulative time (s)	194.97	176.62
		Speed (m/s)	10.90	13.12
		Stride length (m)	5.87	6.29
		Stride duration (s)	0.452	0.480
		Stride efficiency (%)	53.79	61.88
		Stride count	34.09	31.78

Disclaimer.

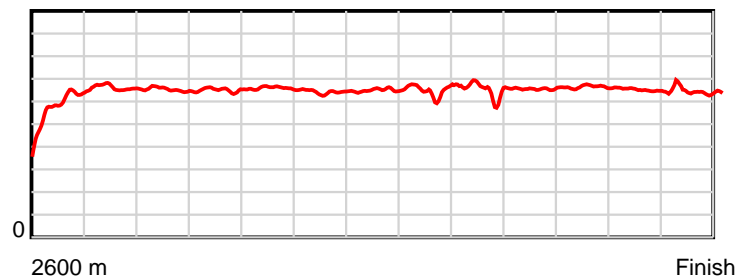
HRNZ and NZMTC and Thoroughbred Ratings Pty Ltd accepts no responsibility for the completeness or accuracy of any of the information contained herein, and makes no representations about its suitability for any particular purpose. Users should make their own judgements about those matters and/or seek independent advice. You assume all risks associated with use of the data provided on this page.

Race Results

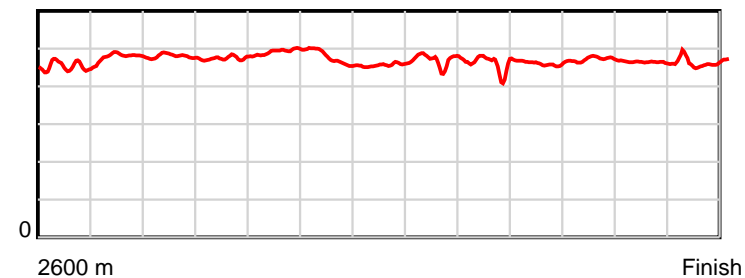
March 01, 2020, Race 7, CHEVIOT BUSINESSES CHEVIOT CUP (HANDICAP PACE), Distance 2600m, Addington - Survey 3200m

Result	TAB no.	Horse (Barrier)	2200m to	2000m to	1800m to	1600m to	1400m to	1200m to	1000m to	800m to	600m to	400m to	200m to	Total or	Margin
3rd	10	Dadndave (4)	2000m	1800m	1600m	1400m	1200m	1000m	800m	600m	400m	200m	WP	Average	
		Position in running (margin)	8(18.0)	9(16.8)	10(13.4)	9(11.9)	8(8.6)	2(0.4)	3(1.8)	3(1.9)	2(1.8)	1(0.0)	1(0.0)		1.20
		Sectional time (s)	14.88	14.71	15.28	15.10	14.04	15.02	14.58	14.07	14.36	14.61	14.73		
		Cumulative time (s)	161.38	146.50	131.79	116.51	101.41	87.37	72.35	57.77	43.70	29.34	14.73	3:14.97	
		Speed (m/s)	13.44	13.60	13.09	13.25	14.25	13.32	13.72	14.21	13.93	13.69	13.58	13.34	
		Stride length (m)	6.45	6.45	6.46	6.27	6.51	6.22	6.30	6.55	6.57	6.33	6.25	6.34	
		Stride duration (s)	0.480	0.474	0.493	0.473	0.457	0.467	0.459	0.461	0.471	0.462	0.460	0.476	
		Stride efficiency (%)	64.98	64.95	65.15	61.38	66.19	60.54	62.02	67.01	67.35	62.63	61.03	62.85	
		Stride count	31.01	31.02	30.97	31.91	30.73	32.13	31.75	30.54	30.46	31.59	32.00	409.98	

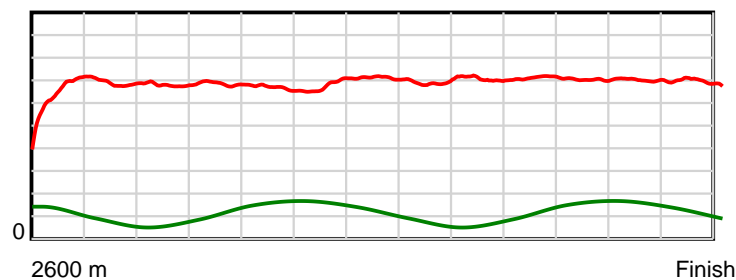
10 m Stride length



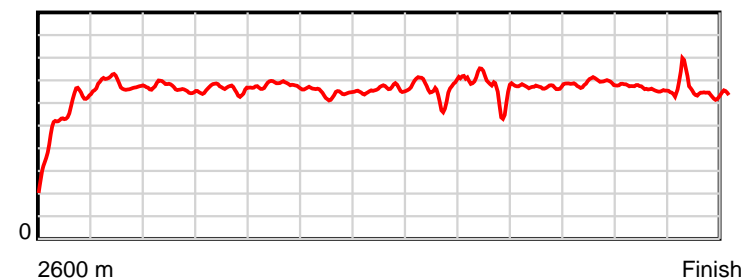
0.6 s Stride duration



20 m/sec Speed



100 % Stride efficiency



Note: Horizontal distance axis grid lines are 200m furlongs.

Disclaimer.

HRNZ and NZMTC and Thoroughbred Ratings Pty Ltd accepts no responsibility for the completeness or accuracy of any of the information contained herein, and makes no representations about its suitability for any particular purpose. Users should make their own judgements about those matters and/or seek independent advice. You assume all risks associated with use of the data provided on this page.



Race Results



March 01, 2020, Race 7, CHEVIOT BUSINESSES CHEVIOT CUP (HANDICAP PACE), Distance 2600m, Addington - Survey 3200m

Result	TAB no.	Horse (Barrier)	2600 to	2400m to
4th	13	Stars Tonight (1)	2400m	2200m
		Position in running (margin)	-	12(17.8)
		Sectional time (s)	19.30	14.99
		Cumulative time (s)	195.08	175.78
		Speed (m/s)	10.36	13.34
		Stride length (m)	6.09	6.42
		Stride duration (s)	0.465	0.481
		Stride efficiency (%)	57.99	64.37
		Stride count	32.83	31.16

Disclaimer.

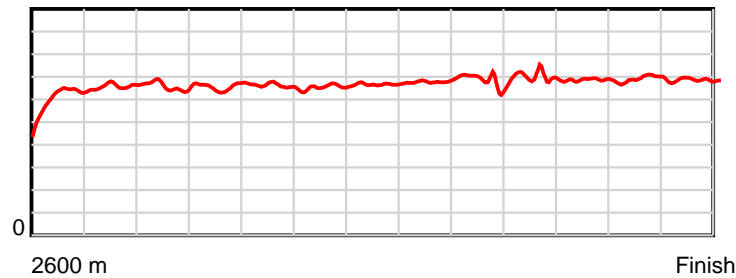
HRNZ and NZMTC and Thoroughbred Ratings Pty Ltd accepts no responsibility for the completeness or accuracy of any of the information contained herein, and makes no representations about its suitability for any particular purpose. Users should make their own judgements about those matters and/or seek independent advice. You assume all risks associated with use of the data provided on this page.

Race Results

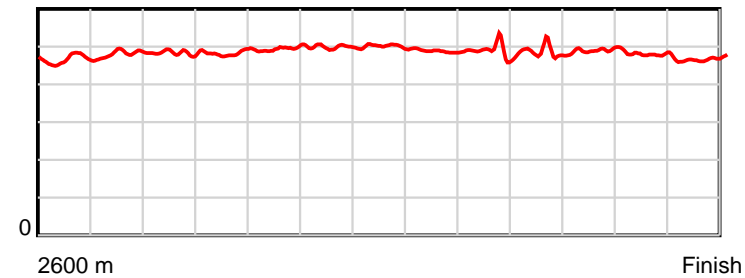
March 01, 2020, Race 7, CHEVIOT BUSINESSES CHEVIOT CUP (HANDICAP PACE), Distance 2600m, Addington - Survey 3200m

Result	TAB no.	Horse (Barrier)	2200m to	2000m to	1800m to	1600m to	1400m to	1200m to	1000m to	800m to	600m to	400m to	200m to	Total or	Margin
4th	13	Stars Tonight (1)	2000m	1800m	1600m	1400m	1200m	1000m	800m	600m	400m	200m	WP	Average	
		Position in running (margin)	12(20.7)	12(20.3)	12(17.3)	12(16.4)	12(15.0)	12(12.4)	12(10.7)	12(11.0)	12(10.3)	12(10.4)	10(6.7)		1.70
		Sectional time (s)	15.03	14.77	15.39	15.40	14.98	14.49	14.63	13.97	14.67	13.98	13.48		
		Cumulative time (s)	160.79	145.76	130.99	115.60	100.20	85.22	70.73	56.10	42.13	27.46	13.48	3:15.08	
		Speed (m/s)	13.31	13.54	13.00	12.99	13.35	13.80	13.67	14.32	13.63	14.31	14.84	13.33	
		Stride length (m)	6.44	6.54	6.43	6.47	6.68	6.73	6.64	6.90	6.70	6.82	6.94	6.59	
		Stride duration (s)	0.484	0.483	0.494	0.498	0.501	0.488	0.486	0.482	0.491	0.477	0.468	0.495	
		Stride efficiency (%)	64.80	66.80	64.51	65.43	69.81	70.81	68.95	74.29	70.09	72.58	75.26	67.89	
		Stride count	31.06	30.59	31.13	30.91	29.92	29.71	30.11	29.01	29.86	29.35	28.82	394.46	

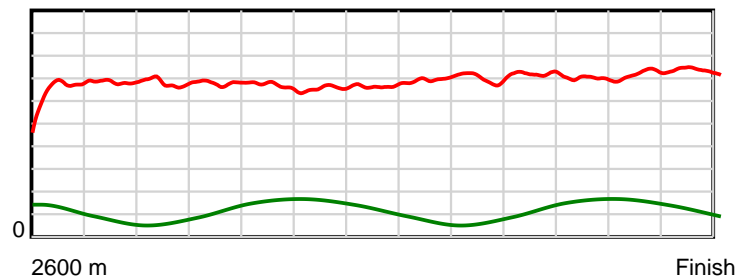
10 m Stride length



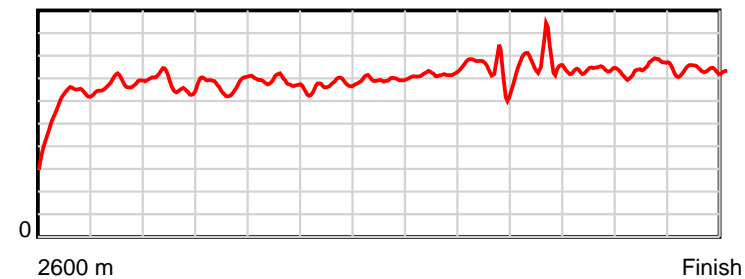
0.6 s Stride duration



20 m/sec Speed



100 % Stride efficiency



Note: Horizontal distance axis grid lines are 200m furlongs.

Disclaimer.

HRNZ and NZMTC and Thoroughbred Ratings Pty Ltd accepts no responsibility for the completeness or accuracy of any of the information contained herein, and makes no representations about its suitability for any particular purpose. Users should make their own judgements about those matters and/or seek independent advice. You assume all risks associated with use of the data provided on this page.



Race Results



March 01, 2020, Race 7, CHEVIOT BUSINESSES CHEVIOT CUP (HANDICAP PACE), Distance 2600m, Addington - Survey 3200m

Result	TAB no.	Horse (Barrier)	2600 to	2400m to
5th	11	Homebush Lad (5)	2400m	2200m
		Position in running (margin)	-	10(16.6)
		Sectional time (s)	18.86	14.85
		Cumulative time (s)	195.12	176.26
		Speed (m/s)	10.61	13.47
		Stride length (m)	5.46	6.01
		Stride duration (s)	0.432	0.446
		Stride efficiency (%)	46.62	56.38
		Stride count	36.62	33.30

Disclaimer.

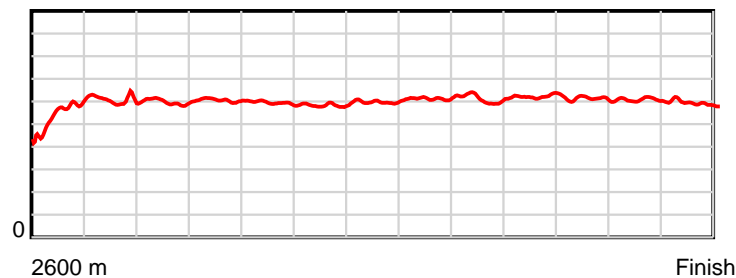
HRNZ and NZMTC and Thoroughbred Ratings Pty Ltd accepts no responsibility for the completeness or accuracy of any of the information contained herein, and makes no representations about its suitability for any particular purpose. Users should make their own judgements about those matters and/or seek independent advice. You assume all risks associated with use of the data provided on this page.

Race Results

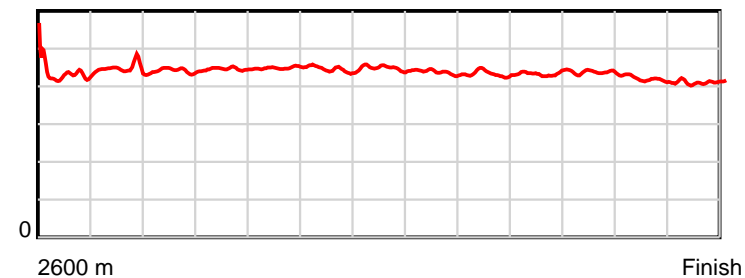
March 01, 2020, Race 7, CHEVIOT BUSINESSES CHEVIOT CUP (HANDICAP PACE), Distance 2600m, Addington - Survey 3200m

Result	TAB no.	Horse (Barrier)	2200m to	2000m to	1800m to	1600m to	1400m to	1200m to	1000m to	800m to	600m to	400m to	200m to	Total or	Margin
5th	11	Homebush Lad (5)	2000m	1800m	1600m	1400m	1200m	1000m	800m	600m	400m	200m	WP	Average	
		Position in running (margin)	10(18.7)	11(18.4)	11(15.2)	11(14.5)	11(13.1)	11(10.5)	10(8.7)	10(8.6)	10(8.4)	10(8.7)	8(5.7)		1.90
		Sectional time (s)	15.05	14.74	15.43	15.40	14.98	14.48	14.56	14.06	14.69	14.12	13.90		
		Cumulative time (s)	161.41	146.36	131.62	116.19	100.79	85.81	71.33	56.77	42.71	28.02	13.90	3:15.12	
		Speed (m/s)	13.29	13.57	12.96	12.99	13.35	13.81	13.74	14.22	13.61	14.16	14.39	13.33	
		Stride length (m)	5.86	6.05	5.82	5.77	5.99	6.05	5.94	6.19	5.93	5.91	5.93	5.91	
		Stride duration (s)	0.441	0.446	0.449	0.445	0.448	0.438	0.432	0.435	0.436	0.417	0.412	0.444	
		Stride efficiency (%)	53.72	57.12	52.90	52.06	56.02	57.12	55.12	59.80	55.03	54.63	54.87	54.59	
		Stride count	34.11	33.08	34.37	34.65	33.40	33.08	33.67	32.33	33.70	33.82	33.75	439.88	

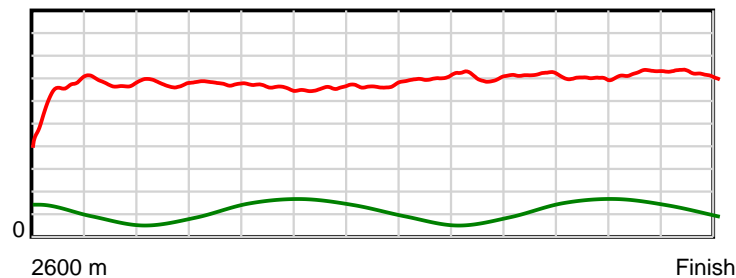
10 m Stride length



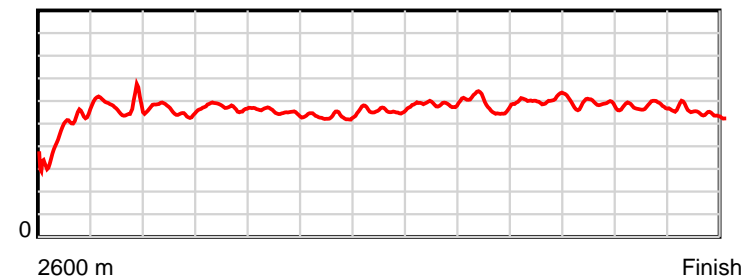
0.6 s Stride duration



20 m/sec Speed



100 % Stride efficiency



Note: Horizontal distance axis grid lines are 200m furlongs.

Disclaimer.

HRNZ and NZMTC and Thoroughbred Ratings Pty Ltd accepts no responsibility for the completeness or accuracy of any of the information contained herein, and makes no representations about its suitability for any particular purpose. Users should make their own judgements about those matters and/or seek independent advice. You assume all risks associated with use of the data provided on this page.



Race Results



March 01, 2020, Race 7, CHEVIOT BUSINESSES CHEVIOT CUP (HANDICAP PACE), Distance 2600m, Addington - Survey 3200m

Result	TAB no.	Horse (Barrier)	2600 to	2400m to
6th	1	Southerly Chan... (2)	2400m	2200m
		Position in running (margin)	-	1(0.0)
		Sectional time (s)	16.10	14.51
		Cumulative time (s)	195.30	179.20
		Speed (m/s)	12.42	13.78
		Stride length (m)	5.69	6.52
		Stride duration (s)	0.457	0.473
		Stride efficiency (%)	50.59	66.36
		Stride count	35.15	30.69

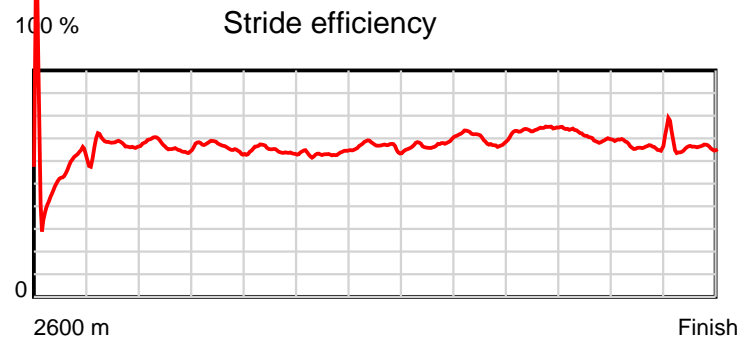
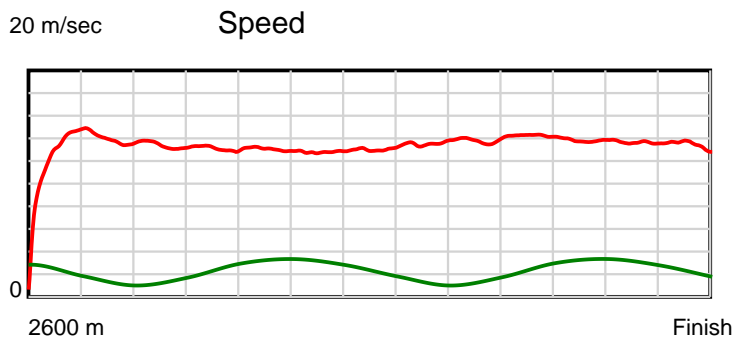
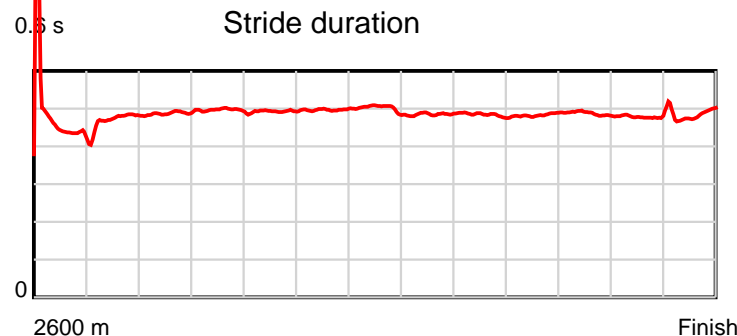
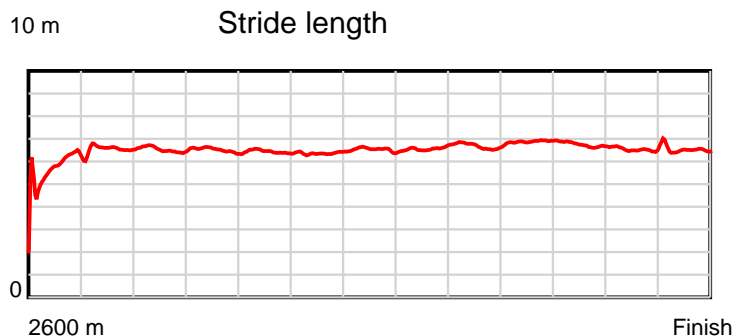
Disclaimer.

HRNZ and NZMTC and Thoroughbred Ratings Pty Ltd accepts no responsibility for the completeness or accuracy of any of the information contained herein, and makes no representations about its suitability for any particular purpose. Users should make their own judgements about those matters and/or seek independent advice. You assume all risks associated with use of the data provided on this page.

Race Results

March 01, 2020, Race 7, CHEVIOT BUSINESSES CHEVIOT CUP (HANDICAP PACE), Distance 2600m, Addington - Survey 3200m

Result	TAB no.	Horse (Barrier)	2200m to	2000m to	1800m to	1600m to	1400m to	1200m to	1000m to	800m to	600m to	400m to	200m to	Total or	Margin
6th	1	Southerly Chan... (2)	2000m	1800m	1600m	1400m	1200m	1000m	800m	600m	400m	200m	WP	Average	
		Position in running (margin)	1(0.0)	1(0.0)	1(0.0)	1(0.0)	1(0.0)	1(0.0)	1(0.0)	1(0.0)	1(0.0)	2(0.0)	2(0.8)		2.90
		Sectional time (s)	15.09	15.28	15.53	15.64	15.41	14.78	14.58	14.08	14.66	14.74	14.90		
		Cumulative time (s)	164.69	149.60	134.32	118.79	103.15	87.74	72.96	58.38	44.30	29.64	14.90	3:15.30	
		Speed (m/s)	13.25	13.09	12.88	12.79	12.98	13.53	13.72	14.20	13.64	13.57	13.42	13.31	
		Stride length (m)	6.46	6.49	6.35	6.35	6.50	6.56	6.63	6.86	6.64	6.53	6.49	6.46	
		Stride duration (s)	0.487	0.495	0.493	0.497	0.501	0.485	0.483	0.483	0.487	0.481	0.483	0.485	
		Stride efficiency (%)	65.22	65.74	63.07	63.07	65.95	67.31	68.66	73.47	68.99	66.58	65.73	65.12	
		Stride count	30.96	30.84	31.48	31.48	30.78	30.47	30.17	29.17	30.10	30.64	30.84	402.77	



Note: Horizontal distance axis grid lines are 200m furlongs.

Disclaimer.

HRNZ and NZMTC and Thoroughbred Ratings Pty Ltd accepts no responsibility for the completeness or accuracy of any of the information contained herein, and makes no representations about its suitability for any particular purpose. Users should make their own judgements about those matters and/or seek independent advice. You assume all risks associated with use of the data provided on this page.



Race Results



March 01, 2020, Race 7, CHEVIOT BUSINESSES CHEVIOT CUP (HANDICAP PACE), Distance 2600m, Addington - Survey 3200m

Result	TAB no.	Horse (Barrier)	2600 to	2400m to
7th	8	Lilac Star (3)	2400m	2200m
		Position in running (margin)	-	11(17.4)
		Sectional time (s)	18.88	14.71
		Cumulative time (s)	195.58	176.70
		Speed (m/s)	10.59	13.60
		Stride length (m)	5.30	5.82
		Stride duration (s)	0.428	0.429
		Stride efficiency (%)	43.88	53.02
		Stride count	37.74	34.34

Disclaimer.

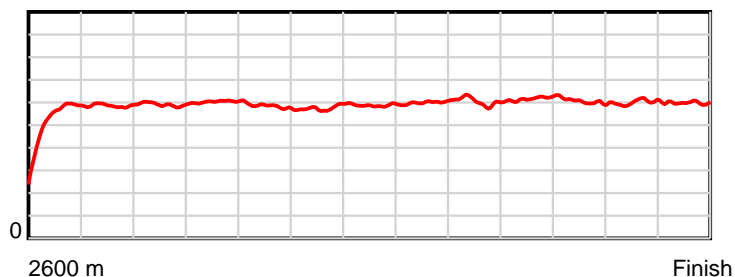
HRNZ and NZMTC and Thoroughbred Ratings Pty Ltd accepts no responsibility for the completeness or accuracy of any of the information contained herein, and makes no representations about its suitability for any particular purpose. Users should make their own judgements about those matters and/or seek independent advice. You assume all risks associated with use of the data provided on this page.

Race Results

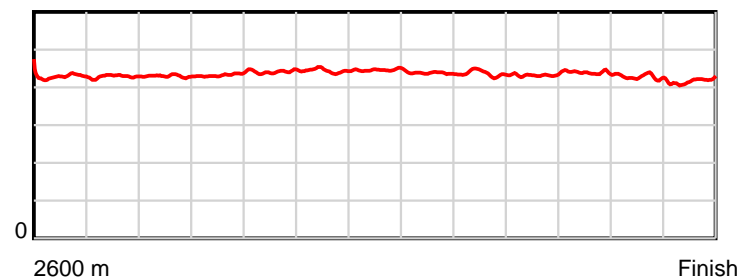
March 01, 2020, Race 7, CHEVIOT BUSINESSES CHEVIOT CUP (HANDICAP PACE), Distance 2600m, Addington - Survey 3200m

Result	TAB no.	Horse (Barrier)	2200m to	2000m to	1800m to	1600m to	1400m to	1200m to	1000m to	800m to	600m to	400m to	200m to	Total or	Margin
7th	8	Lilac Star (3)	2000m	1800m	1600m	1400m	1200m	1000m	800m	600m	400m	200m	WP	Average	
		Position in running (margin)	9(18.6)	7(16.4)	8(11.7)	8(11.3)	9(10.6)	10(10.0)	11(8.9)	11(9.5)	11(9.3)	11(10.4)	12(8.8)		4.50
		Sectional time (s)	14.72	14.50	15.46	15.52	15.31	14.61	14.67	14.06	14.83	14.35	13.96		
		Cumulative time (s)	161.99	147.27	132.77	117.31	101.79	86.48	71.87	57.20	43.14	28.31	13.96	3:15.58	
		Speed (m/s)	13.59	13.79	12.94	12.89	13.06	13.69	13.63	14.22	13.49	13.94	14.33	13.29	
		Stride length (m)	5.84	5.96	5.71	5.72	5.83	5.99	5.95	6.15	5.92	5.95	5.98	5.85	
		Stride duration (s)	0.430	0.432	0.442	0.444	0.447	0.437	0.436	0.433	0.439	0.427	0.417	0.440	
		Stride efficiency (%)	53.28	55.59	50.98	51.14	53.17	56.04	55.31	59.19	54.77	55.34	55.90	53.47	
		Stride count	34.25	33.53	35.02	34.96	34.29	33.40	33.62	32.50	33.78	33.61	33.44	444.48	

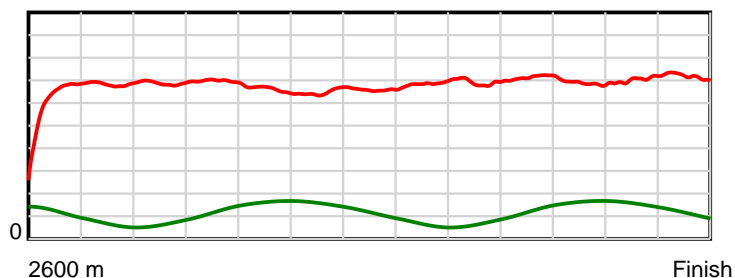
10 m Stride length



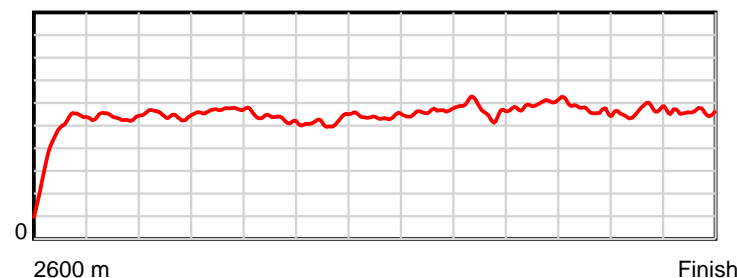
0.6 s Stride duration



20 m/sec Speed



100 % Stride efficiency



Note: Horizontal distance axis grid lines are 200m furlongs.

Disclaimer.

HRNZ and NZMTC and Thoroughbred Ratings Pty Ltd accepts no responsibility for the completeness or accuracy of any of the information contained herein, and makes no representations about its suitability for any particular purpose. Users should make their own judgements about those matters and/or seek independent advice. You assume all risks associated with use of the data provided on this page.



Race Results



March 01, 2020, Race 7, CHEVIOT BUSINESSES CHEVIOT CUP (HANDICAP PACE), Distance 2600m, Addington - Survey 3200m

Result	TAB no.	Horse (Barrier)	2600 to	2400m to
8th	4	Go Davey (9)	2400m	2200m
		Position in running (margin)	-	9(14.7)
		Sectional time (s)	18.60	15.23
		Cumulative time (s)	195.67	177.07
		Speed (m/s)	10.75	13.13
		Stride length (m)	4.93	5.96
		Stride duration (s)	0.446	0.454
		Stride efficiency (%)	38.02	55.50
		Stride count	40.55	33.56

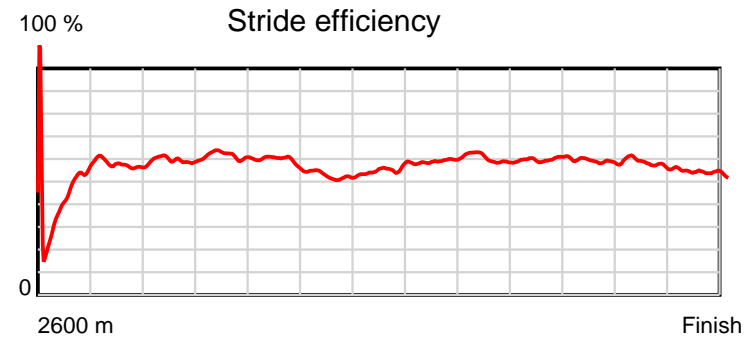
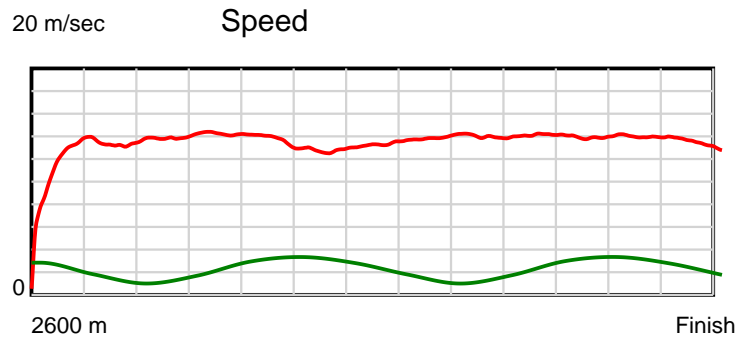
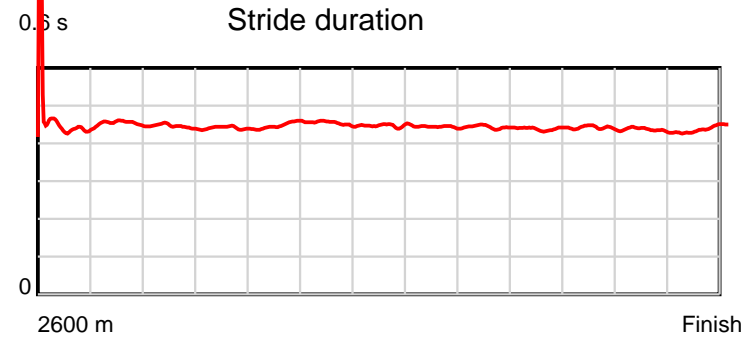
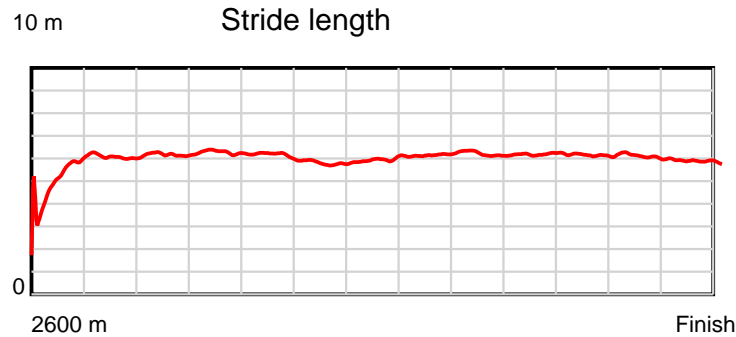
Disclaimer.

HRNZ and NZMTC and Thoroughbred Ratings Pty Ltd accepts no responsibility for the completeness or accuracy of any of the information contained herein, and makes no representations about its suitability for any particular purpose. Users should make their own judgements about those matters and/or seek independent advice. You assume all risks associated with use of the data provided on this page.

Race Results

March 01, 2020, Race 7, CHEVIOT BUSINESSES CHEVIOT CUP (HANDICAP PACE), Distance 2600m, Addington - Survey 3200m

Result	TAB no.	Horse (Barrier)	2200m to	2000m to	1800m to	1600m to	1400m to	1200m to	1000m to	800m to	600m to	400m to	200m to	Total or	Margin
8th	4	Go Davey (9)	2000m	1800m	1600m	1400m	1200m	1000m	800m	600m	400m	200m	WP	Average	
		Position in running (margin)	11(19.1)	10(17.8)	7(10.3)	5(6.7)	5(6.7)	5(4.0)	4(3.1)	4(3.2)	4(3.3)	4(2.5)	4(2.4)		5.00
		Sectional time (s)	14.88	14.02	14.93	15.65	14.96	14.64	14.59	14.10	14.51	14.59	14.97		
		Cumulative time (s)	161.84	146.96	132.94	118.01	102.36	87.40	72.76	58.17	44.07	29.56	14.97	3:15.67	
		Speed (m/s)	13.44	14.27	13.40	12.78	13.37	13.66	13.71	14.18	13.78	13.71	13.36	13.29	
		Stride length (m)	5.98	6.29	6.01	5.79	5.98	6.06	6.07	6.22	6.08	5.97	5.86	5.92	
		Stride duration (s)	0.445	0.441	0.449	0.453	0.447	0.443	0.443	0.438	0.441	0.436	0.439	0.445	
		Stride efficiency (%)	55.89	61.80	56.51	52.41	55.90	57.36	57.66	60.40	57.67	55.74	53.72	54.76	
		Stride count	33.44	31.80	33.26	34.54	33.44	33.01	32.93	32.17	32.92	33.49	34.11	439.22	



Note: Horizontal distance axis grid lines are 200m furlongs.

Disclaimer.

HRNZ and NZMTC and Thoroughbred Ratings Pty Ltd accepts no responsibility for the completeness or accuracy of any of the information contained herein, and makes no representations about its suitability for any particular purpose. Users should make their own judgements about those matters and/or seek independent advice. You assume all risks associated with use of the data provided on this page.



Race Results



March 01, 2020, Race 7, CHEVIOT BUSINESSES CHEVIOT CUP (HANDICAP PACE), Distance 2600m, Addington - Survey 3200m

Result	TAB no.	Horse (Barrier)	2600 to	2400m to
9th	2	Fynn Frost (7)	2400m	2200m
		Position in running (margin)	-	6(12.0)
		Sectional time (s)	18.10	14.93
		Cumulative time (s)	195.68	177.58
		Speed (m/s)	11.05	13.40
		Stride length (m)	5.05	5.92
		Stride duration (s)	0.437	0.442
		Stride efficiency (%)	39.82	54.82
		Stride count	39.62	33.77

Disclaimer.

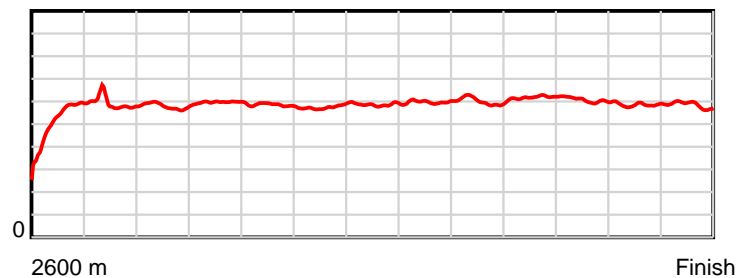
HRNZ and NZMTC and Thoroughbred Ratings Pty Ltd accepts no responsibility for the completeness or accuracy of any of the information contained herein, and makes no representations about its suitability for any particular purpose. Users should make their own judgements about those matters and/or seek independent advice. You assume all risks associated with use of the data provided on this page.

Race Results

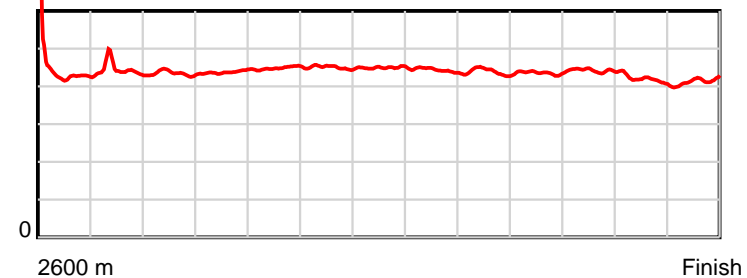
March 01, 2020, Race 7, CHEVIOT BUSINESSES CHEVIOT CUP (HANDICAP PACE), Distance 2600m, Addington - Survey 3200m

Result	TAB no.	Horse (Barrier)	2200m to	2000m to	1800m to	1600m to	1400m to	1200m to	1000m to	800m to	600m to	400m to	200m to	Total or	Margin
9th	2	Fynn Frost (7)	2000m	1800m	1600m	1400m	1200m	1000m	800m	600m	400m	200m	WP	Average	
		Position in running (margin)	5(14.5)	5(13.9)	6(9.9)	7(9.1)	7(8.5)	8(7.7)	8(7.4)	9(7.7)	9(7.9)	9(8.4)	11(7.2)		5.00
		Sectional time (s)	14.98	14.62	15.39	15.55	15.27	14.74	14.62	14.12	14.74	14.40	14.22		
		Cumulative time (s)	162.65	147.67	133.05	117.66	102.11	86.84	72.10	57.48	43.36	28.62	14.22	3:15.68	
		Speed (m/s)	13.35	13.68	13.00	12.86	13.10	13.57	13.68	14.16	13.57	13.89	14.06	13.29	
		Stride length (m)	5.80	5.99	5.83	5.79	5.89	6.02	5.99	6.17	6.00	5.81	5.84	5.84	
		Stride duration (s)	0.435	0.438	0.448	0.450	0.450	0.443	0.438	0.436	0.442	0.418	0.415	0.440	
		Stride efficiency (%)	52.62	56.02	53.04	52.36	54.26	56.54	56.12	59.54	56.28	52.79	53.28	53.32	
		Stride count	34.47	33.40	34.33	34.55	33.94	33.25	33.37	32.40	33.33	34.41	34.25	445.09	

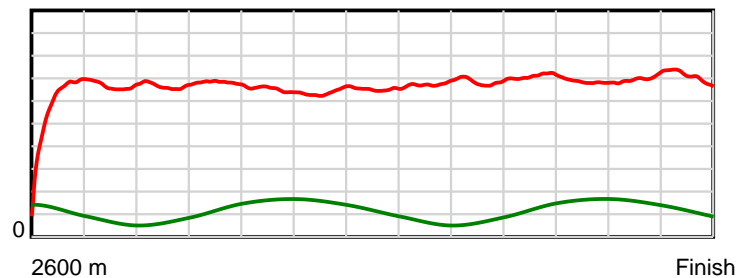
10 m Stride length



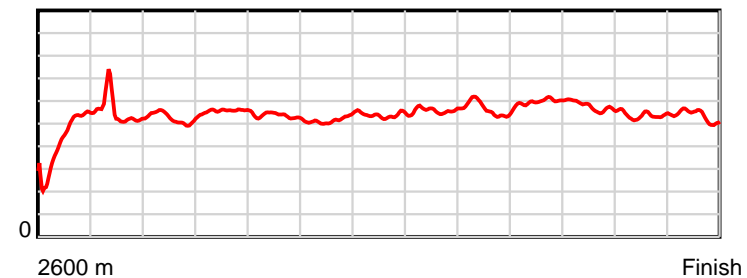
0.6 s Stride duration



20 m/sec Speed



100 % Stride efficiency



Note: Horizontal distance axis grid lines are 200m furlongs.

Disclaimer.

HRNZ and NZMTC and Thoroughbred Ratings Pty Ltd accepts no responsibility for the completeness or accuracy of any of the information contained herein, and makes no representations about its suitability for any particular purpose. Users should make their own judgements about those matters and/or seek independent advice. You assume all risks associated with use of the data provided on this page.



Race Results



March 01, 2020, Race 7, CHEVIOT BUSINESSES CHEVIOT CUP (HANDICAP PACE), Distance 2600m, Addington - Survey 3200m

Result	TAB no.	Horse (Barrier)	2600 to	2400m to
10th	3	Sweet Loress (8)	2400m	2200m
		Position in running (margin)	-	4(6.6)
		Sectional time (s)	17.18	14.61
		Cumulative time (s)	195.72	178.54
		Speed (m/s)	11.64	13.69
		Stride length (m)	5.41	6.06
		Stride duration (s)	0.450	0.443
		Stride efficiency (%)	45.73	57.46
		Stride count	36.97	32.98

Disclaimer.

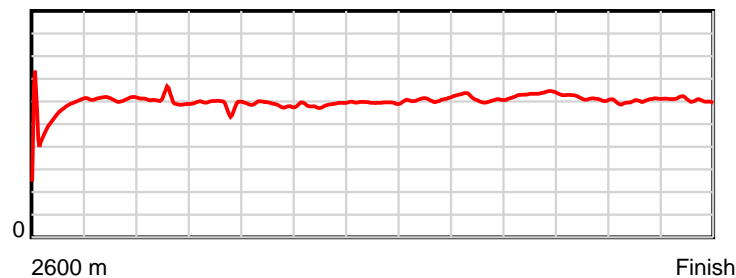
HRNZ and NZMTC and Thoroughbred Ratings Pty Ltd accepts no responsibility for the completeness or accuracy of any of the information contained herein, and makes no representations about its suitability for any particular purpose. Users should make their own judgements about those matters and/or seek independent advice. You assume all risks associated with use of the data provided on this page.

Race Results

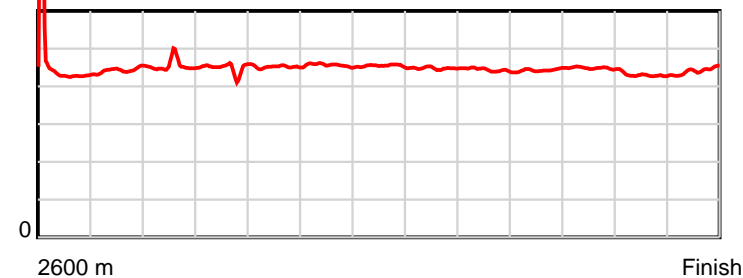
March 01, 2020, Race 7, CHEVIOT BUSINESSES CHEVIOT CUP (HANDICAP PACE), Distance 2600m, Addington - Survey 3200m

Result	TAB no.	Horse (Barrier)	2200m to	2000m to	1800m to	1600m to	1400m to	1200m to	1000m to	800m to	600m to	400m to	200m to	Total or	Margin
10th	3	Sweet Loress (8)	2000m	1800m	1600m	1400m	1200m	1000m	800m	600m	400m	200m	WP	Average	
		Position in running (margin)	4(7.2)	4(7.0)	4(6.6)	4(6.6)	4(6.4)	6(5.9)	7(5.7)	7(6.1)	7(5.8)	7(6.0)	7(4.9)		5.20
		Sectional time (s)	15.06	15.23	15.52	15.61	15.34	14.75	14.64	14.04	14.69	14.41	14.64		
		Cumulative time (s)	163.93	148.87	133.64	118.12	102.51	87.17	72.42	57.78	43.74	29.05	14.64	3:15.72	
		Speed (m/s)	13.28	13.13	12.89	12.81	13.04	13.56	13.66	14.25	13.61	13.88	13.66	13.28	
		Stride length (m)	6.00	5.88	5.82	5.84	5.92	6.07	6.06	6.32	6.10	5.96	6.04	5.95	
		Stride duration (s)	0.451	0.448	0.451	0.456	0.454	0.448	0.443	0.443	0.448	0.430	0.442	0.448	
		Stride efficiency (%)	56.17	54.09	52.85	53.37	54.80	57.60	57.33	62.34	58.22	55.59	57.02	55.39	
		Stride count	33.36	33.99	34.39	34.22	33.77	32.94	33.02	31.66	32.77	33.53	33.11	436.71	

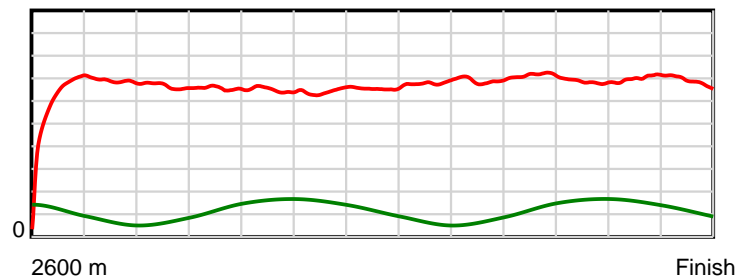
10 m Stride length



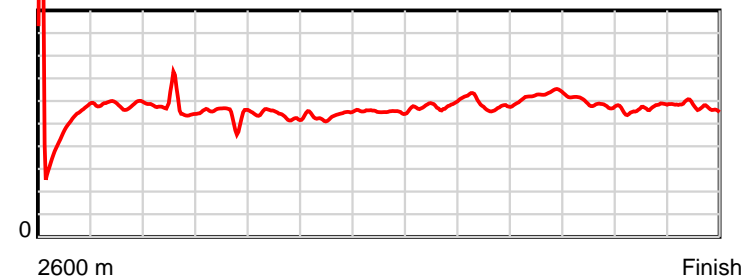
0.5 s Stride duration



20 m/sec Speed



100 % Stride efficiency



Note: Horizontal distance axis grid lines are 200m furlongs.

Disclaimer.

HRNZ and NZMTC and Thoroughbred Ratings Pty Ltd accepts no responsibility for the completeness or accuracy of any of the information contained herein, and makes no representations about its suitability for any particular purpose. Users should make their own judgements about those matters and/or seek independent advice. You assume all risks associated with use of the data provided on this page.



Race Results



March 01, 2020, Race 7, CHEVIOT BUSINESSES CHEVIOT CUP (HANDICAP PACE), Distance 2600m, Addington - Survey 3200m

Result	TAB no.	Horse (Barrier)	2600 to	2400m to
11th	12	Sweet Mary (0)	2400m	2200m
		Position in running (margin)	-	7(12.3)
		Sectional time (s)	18.09	15.34
		Cumulative time (s)	195.90	177.81
		Speed (m/s)	11.06	13.04
		Stride length (m)	6.02	6.27
		Stride duration (s)	0.463	0.481
		Stride efficiency (%)	56.70	61.44
		Stride count	33.20	31.90

Disclaimer.

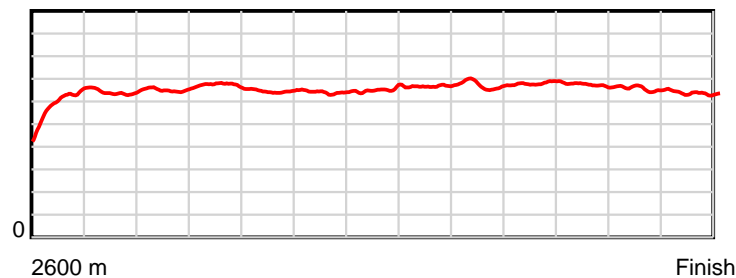
HRNZ and NZMTC and Thoroughbred Ratings Pty Ltd accepts no responsibility for the completeness or accuracy of any of the information contained herein, and makes no representations about its suitability for any particular purpose. Users should make their own judgements about those matters and/or seek independent advice. You assume all risks associated with use of the data provided on this page.

Race Results

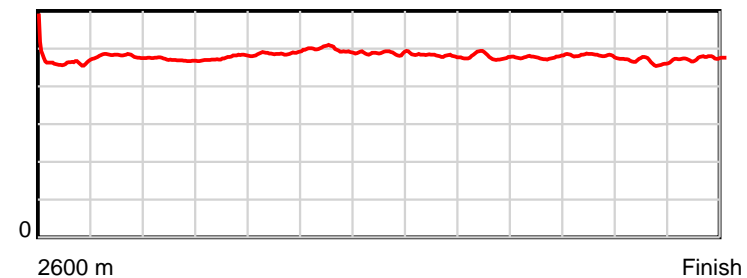
March 01, 2020, Race 7, CHEVIOT BUSINESSES CHEVIOT CUP (HANDICAP PACE), Distance 2600m, Addington - Survey 3200m

Result	TAB no.	Horse (Barrier)	2200m to	2000m to	1800m to	1600m to	1400m to	1200m to	1000m to	800m to	600m to	400m to	200m to	Total or	Margin
11th	12	Sweet Mary (0)	2000m	1800m	1600m	1400m	1200m	1000m	800m	600m	400m	200m	WP	Average	
		Position in running (margin)	7(17.3)	6(15.9)	5(9.2)	6(8.4)	6(8.5)	7(6.2)	6(5.1)	6(4.9)	6(5.0)	6(4.5)	5(4.3)		6.20
		Sectional time (s)	14.85	14.16	15.40	15.66	15.04	14.59	14.55	14.10	14.57	14.57	14.98		
		Cumulative time (s)	162.47	147.62	133.46	118.06	102.40	87.36	72.77	58.22	44.12	29.55	14.98	3:15.90	
		Speed (m/s)	13.47	14.12	12.99	12.77	13.30	13.71	13.75	14.18	13.73	13.73	13.35	13.27	
		Stride length (m)	6.34	6.73	6.34	6.35	6.49	6.60	6.58	6.77	6.59	6.40	6.34	6.44	
		Stride duration (s)	0.471	0.476	0.488	0.497	0.488	0.481	0.479	0.478	0.480	0.466	0.475	0.485	
		Stride efficiency (%)	62.81	70.77	62.81	62.95	65.87	67.97	67.74	71.68	67.93	63.95	62.79	64.84	
		Stride count	31.55	29.72	31.55	31.51	30.81	30.33	30.38	29.53	30.33	31.26	31.55	403.62	

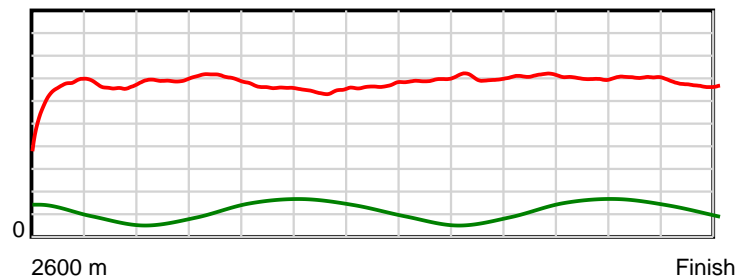
10 m Stride length



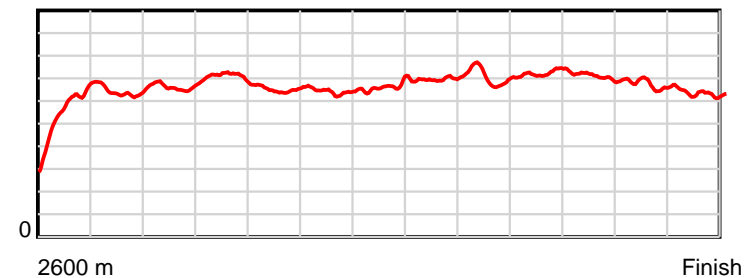
0.6 s Stride duration



20 m/sec Speed



100 % Stride efficiency



Note: Horizontal distance axis grid lines are 200m furlongs.

Disclaimer.

HRNZ and NZMTC and Thoroughbred Ratings Pty Ltd accepts no responsibility for the completeness or accuracy of any of the information contained herein, and makes no representations about its suitability for any particular purpose. Users should make their own judgements about those matters and/or seek independent advice. You assume all risks associated with use of the data provided on this page.



Race Results



March 01, 2020, Race 7, CHEVIOT BUSINESSES CHEVIOT CUP (HANDICAP PACE), Distance 2600m, Addington - Survey 3200m

Result	TAB no.	Horse (Barrier)	2600 to	2400m to
12th	6	Madiba (11)	2400m	2200m
		Position in running (margin)	-	3(2.9)
		Sectional time (s)	16.56	14.76
		Cumulative time (s)	196.50	179.94
		Speed (m/s)	12.08	13.55
		Stride length (m)	5.42	6.12
		Stride duration (s)	0.435	0.451
		Stride efficiency (%)	45.95	58.47
		Stride count	36.88	32.70

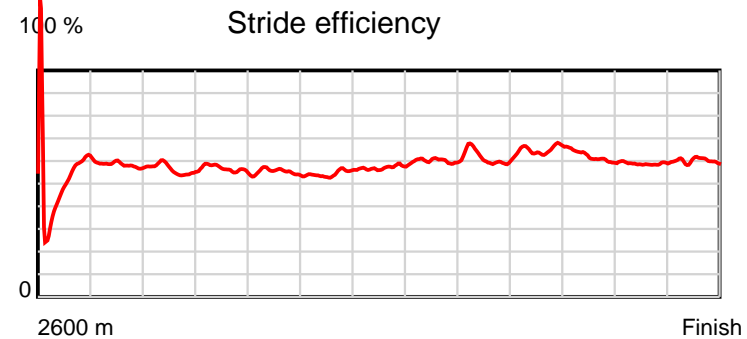
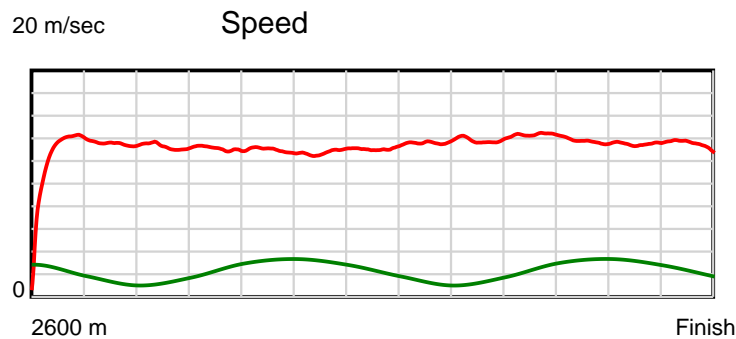
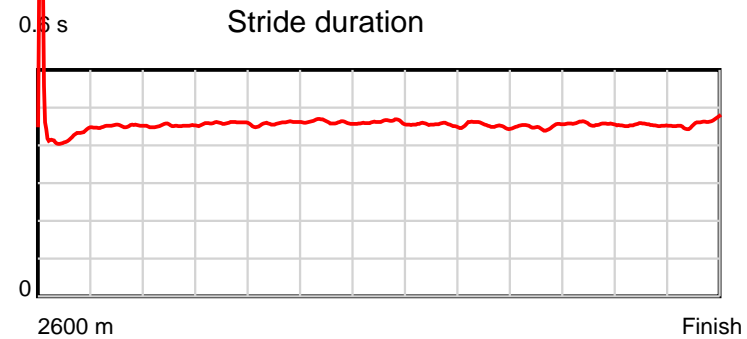
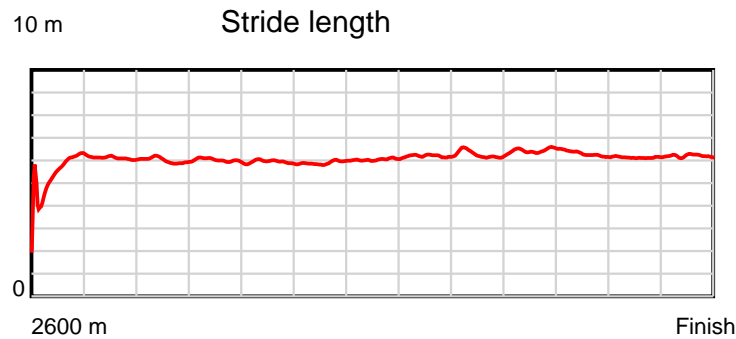
Disclaimer.

HRNZ and NZMTC and Thoroughbred Ratings Pty Ltd accepts no responsibility for the completeness or accuracy of any of the information contained herein, and makes no representations about its suitability for any particular purpose. Users should make their own judgements about those matters and/or seek independent advice. You assume all risks associated with use of the data provided on this page.

Race Results

March 01, 2020, Race 7, CHEVIOT BUSINESSES CHEVIOT CUP (HANDICAP PACE), Distance 2600m, Addington - Survey 3200m

Result	TAB no.	Horse (Barrier)	2200m to	2000m to	1800m to	1600m to	1400m to	1200m to	1000m to	800m to	600m to	400m to	200m to	Total or	Margin
12th	6	Madiba (11)	2000m	1800m	1600m	1400m	1200m	1000m	800m	600m	400m	200m	WP	Average	
		Position in running (margin)	3(4.4)	3(4.8)	3(5.0)	3(4.8)	3(4.4)	4(3.5)	5(3.3)	5(4.1)	5(4.3)	5(4.4)	9(6.5)		9.40
		Sectional time (s)	15.16	15.30	15.50	15.58	15.26	14.75	14.70	14.12	14.67	14.95	15.19		
		Cumulative time (s)	165.18	150.02	134.72	119.22	103.64	88.38	73.63	58.93	44.81	30.14	15.19	3:16.50	
		Speed (m/s)	13.19	13.07	12.90	12.84	13.11	13.56	13.61	14.16	13.63	13.38	13.17	13.23	
		Stride length (m)	5.96	6.01	5.90	5.93	6.05	6.16	6.16	6.38	6.23	6.06	6.08	6.03	
		Stride duration (s)	0.451	0.460	0.458	0.462	0.462	0.454	0.453	0.450	0.457	0.453	0.462	0.455	
		Stride efficiency (%)	55.43	56.38	54.48	54.95	57.25	59.30	59.30	63.61	60.64	57.36	57.70	56.76	
		Stride count	33.58	33.30	33.87	33.73	33.04	32.47	32.47	31.35	32.11	33.01	32.91	431.42	



Note: Horizontal distance axis grid lines are 200m furlongs.

Disclaimer.

HRNZ and NZMTC and Thoroughbred Ratings Pty Ltd accepts no responsibility for the completeness or accuracy of any of the information contained herein, and makes no representations about its suitability for any particular purpose. Users should make their own judgements about those matters and/or seek independent advice. You assume all risks associated with use of the data provided on this page.