



Race Results

Cheviot Harness Racing Club Inc, HRNZ, March 01, 2020

Compilation date: March 1, 2020, 4:30:50 PM (NZDT)

Copyright © 2020 HRNZ and NZMTC. All rights reserved.

Trademarks.

StrideMASTER is a registered trademark of Thoroughbred Ratings Pty Ltd.

Disclaimer.

HRNZ and NZMTC and Thoroughbred Ratings Pty Ltd accepts no responsibility for the completeness or accuracy of any of the information contained herein, and makes no representations about its suitability for any particular purpose. Users should make their own judgements about those matters and/or seek independent advice. You assume all risks associated with use of the data provided on this page.



Race Results



March 01, 2020, Race 8, , Distance 2600m, Addington - Survey 3200m

Result	TAB no.	Horse (Barrier)	2600 to	2400m to
1st	13	Mr Fahrenheit (5)	2400m	2200m
		Position in running (margin)	-	7(8.4)
		Sectional time (s)	18.19	15.24
		Cumulative time (s)	199.30	181.11
		Speed (m/s)	11.00	13.12
		Stride length (m)	5.64	5.90
		Stride duration (s)	0.432	0.449
		Stride efficiency (%)	49.69	54.38
		Stride count	35.47	33.90

Disclaimer.

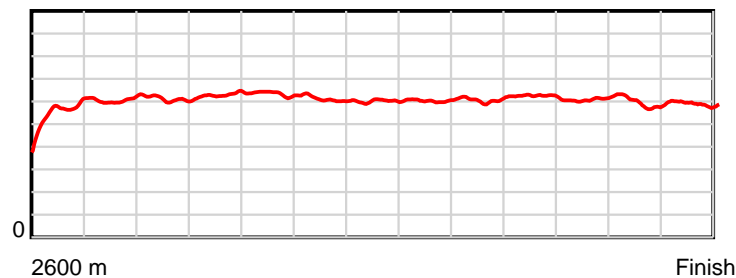
HRNZ and NZMTC and Thoroughbred Ratings Pty Ltd accepts no responsibility for the completeness or accuracy of any of the information contained herein, and makes no representations about its suitability for any particular purpose. Users should make their own judgements about those matters and/or seek independent advice. You assume all risks associated with use of the data provided on this page.

Race Results

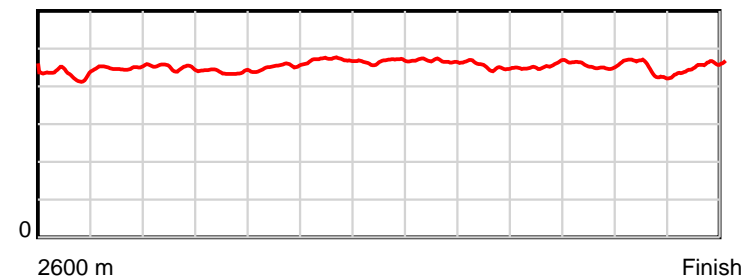
March 01, 2020, Race 8, , Distance 2600m, Addington - Survey 3200m

Result	TAB no.	Horse (Barrier)	2200m to	2000m to	1800m to	1600m to	1400m to	1200m to	1000m to	800m to	600m to	400m to	200m to	Total or	Margin
1st	13	Mr Fahrenheit (5)	2000m	1800m	1600m	1400m	1200m	1000m	800m	600m	400m	200m	WP	Average	
		Position in running (margin)	7(9.0)	6(6.3)	6(5.9)	6(5.1)	5(4.3)	5(3.7)	7(4.1)	6(4.1)	3(2.8)	3(1.7)	1(0.0)		0.00
		Sectional time (s)	15.02	13.95	14.43	15.54	15.51	15.74	15.27	14.63	15.18	15.15	15.45		
		Cumulative time (s)	165.87	150.85	136.90	122.47	106.93	91.42	75.68	60.41	45.78	30.60	15.45	3:19.30	
		Speed (m/s)	13.32	14.34	13.86	12.87	12.89	12.71	13.10	13.67	13.18	13.20	12.94	13.05	
		Stride length (m)	5.98	6.28	6.27	6.07	6.01	5.93	5.93	6.22	5.99	5.87	5.88	5.99	
		Stride duration (s)	0.449	0.438	0.453	0.471	0.466	0.467	0.453	0.455	0.455	0.445	0.455	0.459	
		Stride efficiency (%)	55.95	61.62	61.52	57.54	56.43	54.95	54.93	60.41	56.16	53.83	54.10	56.13	
		Stride count	33.42	31.85	31.87	32.96	33.28	33.73	33.73	32.17	33.36	34.07	33.99	433.80	

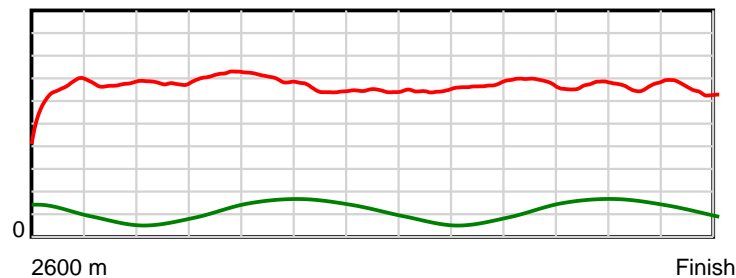
10 m Stride length



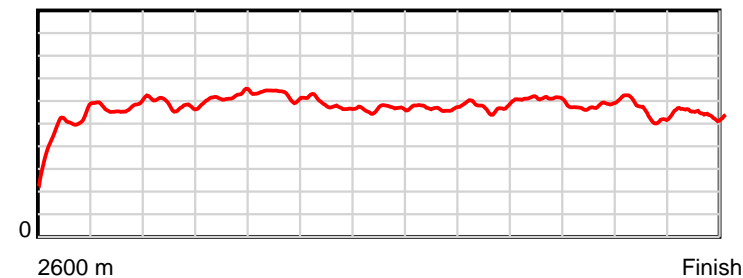
0.6 s Stride duration



20 m/sec Speed



100 % Stride efficiency



Note: Horizontal distance axis grid lines are 200m furlongs.

Disclaimer.

HRNZ and NZMTC and Thoroughbred Ratings Pty Ltd accepts no responsibility for the completeness or accuracy of any of the information contained herein, and makes no representations about its suitability for any particular purpose. Users should make their own judgements about those matters and/or seek independent advice. You assume all risks associated with use of the data provided on this page.



Race Results



March 01, 2020, Race 8, , Distance 2600m, Addington - Survey 3200m

Result	TAB no.	Horse (Barrier)	2600 to	2400m to
2nd	6	Valley Star (11)	2400m	2200m
		Position in running (margin)	-	2(1.6)
		Sectional time (s)	17.02	15.28
		Cumulative time (s)	199.92	182.90
		Speed (m/s)	11.75	13.09
		Stride length (m)	5.65	6.37
		Stride duration (s)	0.476	0.487
		Stride efficiency (%)	49.86	63.38
		Stride count	35.41	31.40

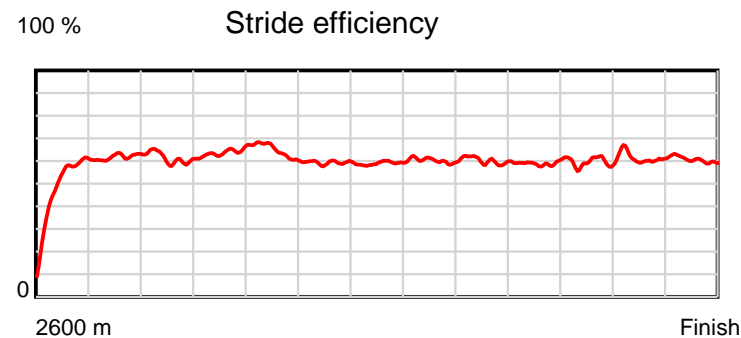
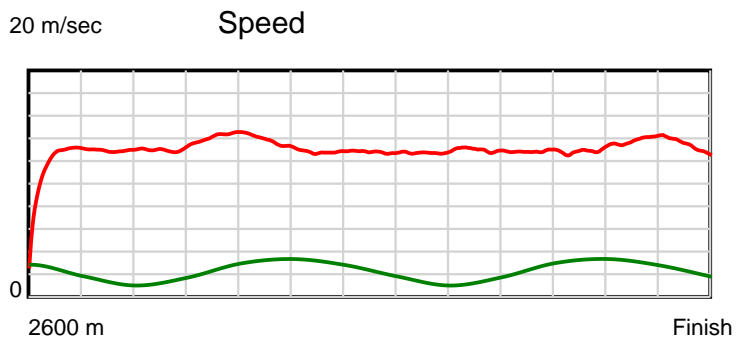
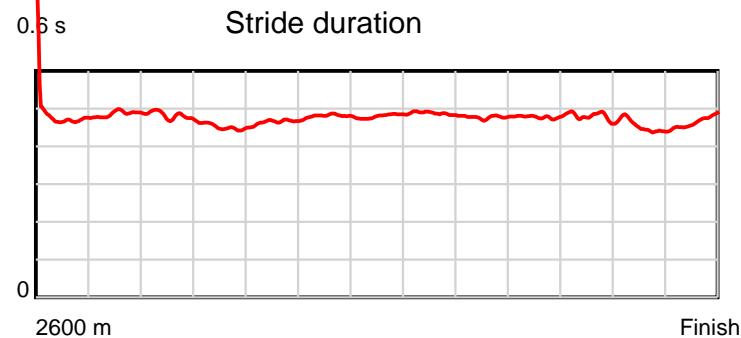
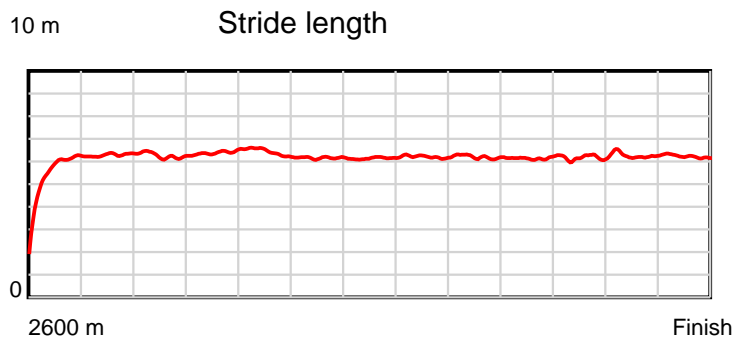
Disclaimer.

HRNZ and NZMTC and Thoroughbred Ratings Pty Ltd accepts no responsibility for the completeness or accuracy of any of the information contained herein, and makes no representations about its suitability for any particular purpose. Users should make their own judgements about those matters and/or seek independent advice. You assume all risks associated with use of the data provided on this page.

Race Results

March 01, 2020, Race 8, , Distance 2600m, Addington - Survey 3200m

Result	TAB no.	Horse (Barrier)	2200m to	2000m to	1800m to	1600m to	1400m to	1200m to	1000m to	800m to	600m to	400m to	200m to	Total or	Margin
2nd	6	Valley Star (11)	2000m	1800m	1600m	1400m	1200m	1000m	800m	600m	400m	200m	WP	Average	
		Position in running (margin)	2(2.4)	3(2.2)	3(2.5)	3(2.9)	4(2.1)	4(2.6)	3(2.0)	5(2.8)	8(7.2)	9(9.8)	7(5.9)		3.40
		Sectional time (s)	15.43	14.08	14.62	15.54	15.69	15.58	15.41	15.57	15.78	14.80	15.12		
		Cumulative time (s)	167.62	152.19	138.11	123.49	107.95	92.26	76.68	61.27	45.70	29.92	15.12	3:19.92	
		Speed (m/s)	12.96	14.20	13.68	12.87	12.75	12.84	12.98	12.85	12.67	13.51	13.23	13.01	
		Stride length (m)	6.24	6.42	6.35	6.19	6.12	6.26	6.20	6.13	6.07	6.11	6.19	6.17	
		Stride duration (s)	0.482	0.452	0.465	0.481	0.480	0.488	0.478	0.478	0.479	0.452	0.468	0.475	
		Stride efficiency (%)	60.90	64.38	63.11	59.95	58.46	61.20	60.06	58.80	57.54	58.32	59.93	59.52	
		Stride count	32.04	31.16	31.47	32.29	32.70	31.96	32.26	32.60	32.96	32.74	32.29	421.28	



Note: Horizontal distance axis grid lines are 200m furlongs.

Disclaimer.

HRNZ and NZMTC and Thoroughbred Ratings Pty Ltd accepts no responsibility for the completeness or accuracy of any of the information contained herein, and makes no representations about its suitability for any particular purpose. Users should make their own judgements about those matters and/or seek independent advice. You assume all risks associated with use of the data provided on this page.



Race Results



March 01, 2020, Race 8, , Distance 2600m, Addington - Survey 3200m

Result	TAB no.	Horse (Barrier)	2600 to	2400m to
3rd	3	Gil Favor (7)	2400m	2200m
		Position in running (margin)	-	6(7.7)
		Sectional time (s)	18.10	15.06
		Cumulative time (s)	200.01	181.91
		Speed (m/s)	11.05	13.28
		Stride length (m)	5.46	6.13
		Stride duration (s)	0.492	0.462
		Stride efficiency (%)	46.57	58.73
		Stride count	36.64	32.62

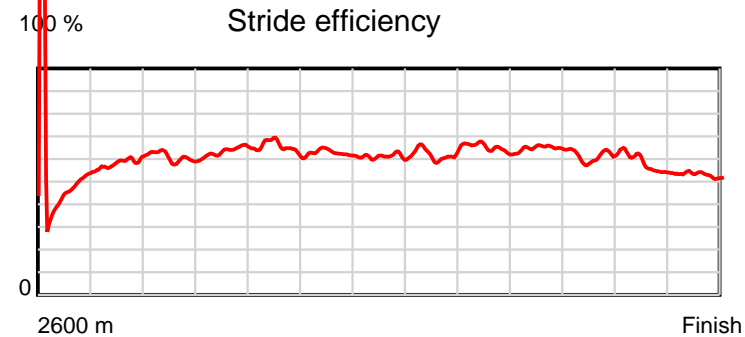
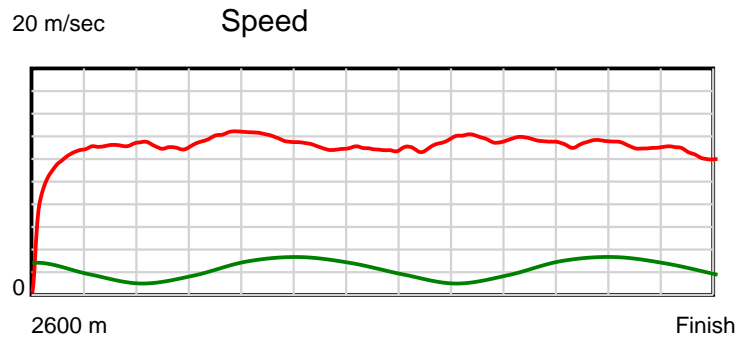
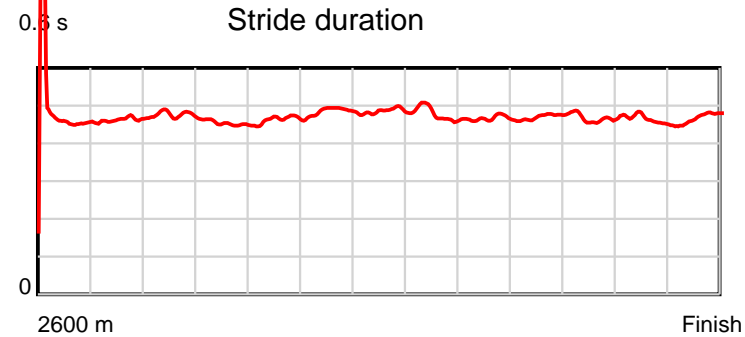
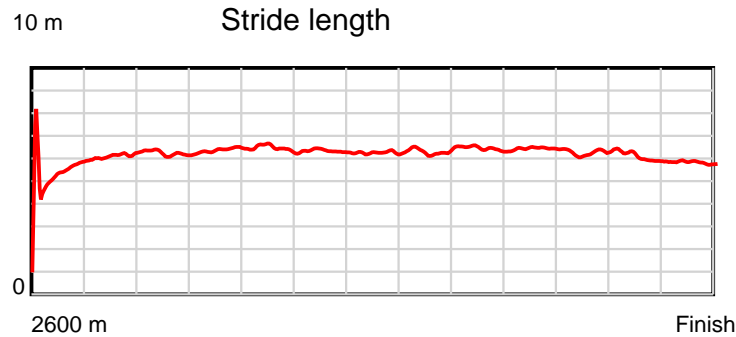
Disclaimer.

HRNZ and NZMTC and Thoroughbred Ratings Pty Ltd accepts no responsibility for the completeness or accuracy of any of the information contained herein, and makes no representations about its suitability for any particular purpose. Users should make their own judgements about those matters and/or seek independent advice. You assume all risks associated with use of the data provided on this page.

Race Results

March 01, 2020, Race 8, , Distance 2600m, Addington - Survey 3200m

Result	TAB no.	Horse (Barrier)	2200m to	2000m to	1800m to	1600m to	1400m to	1200m to	1000m to	800m to	600m to	400m to	200m to	Total or	Margin
3rd	3	Gil Favor (7)	2000m	1800m	1600m	1400m	1200m	1000m	800m	600m	400m	200m	WP	Average	
		Position in running (margin)	6(7.2)	7(6.6)	7(7.9)	7(8.4)	7(7.3)	8(6.6)	6(4.0)	4(2.1)	2(0.7)	1(0.0)	2(0.1)		3.80
		Sectional time (s)	15.37	14.24	14.63	15.50	15.50	15.24	14.96	14.62	15.24	15.45	16.10		
		Cumulative time (s)	166.85	151.48	137.24	122.61	107.11	91.61	76.37	61.41	46.79	31.55	16.10	3:20.01	
		Speed (m/s)	13.01	14.04	13.67	12.90	12.90	13.12	13.37	13.68	13.12	12.94	12.42	13.00	
		Stride length (m)	6.20	6.37	6.32	6.28	6.26	6.27	6.23	6.45	6.12	5.98	5.83	6.13	
		Stride duration (s)	0.476	0.454	0.463	0.486	0.485	0.478	0.466	0.471	0.467	0.462	0.469	0.472	
		Stride efficiency (%)	59.99	63.37	62.46	61.54	61.24	61.39	60.59	65.01	58.62	55.81	53.12	58.80	
		Stride count	32.28	31.41	31.63	31.87	31.95	31.91	32.12	31.01	32.65	33.46	34.30	423.85	



Note: Horizontal distance axis grid lines are 200m furlongs.

Disclaimer.

HRNZ and NZMTC and Thoroughbred Ratings Pty Ltd accepts no responsibility for the completeness or accuracy of any of the information contained herein, and makes no representations about its suitability for any particular purpose. Users should make their own judgements about those matters and/or seek independent advice. You assume all risks associated with use of the data provided on this page.



Race Results



March 01, 2020, Race 8, , Distance 2600m, Addington - Survey 3200m

Result	TAB no.	Horse (Barrier)	2600 to 2400m	2400m to 2200m
4th	10	Lotamuscle (1)	2400m	2200m
		Position in running (margin)	-	8(10.3)
		Sectional time (s)	18.62	15.55
		Cumulative time (s)	200.26	181.64
		Speed (m/s)	10.74	12.86
		Stride length (m)	5.47	5.91
		Stride duration (s)	0.455	0.460
		Stride efficiency (%)	46.76	54.60
		Stride count	36.56	33.83

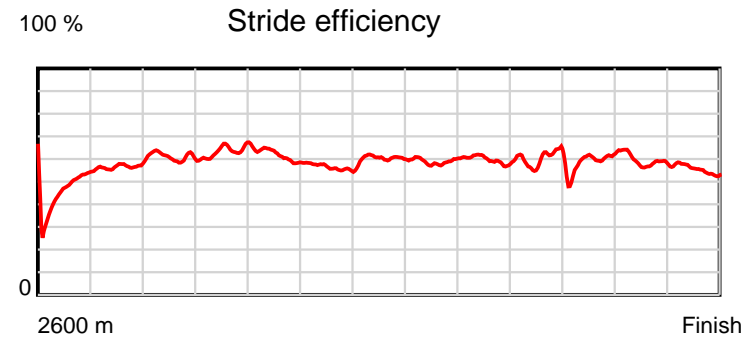
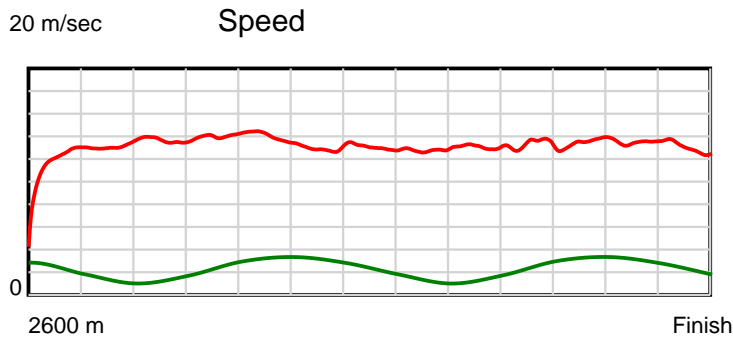
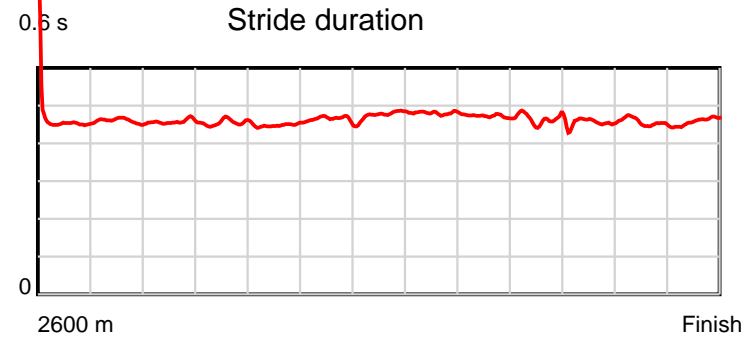
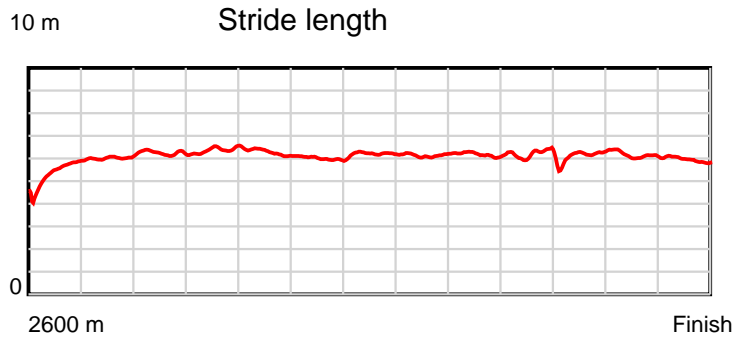
Disclaimer.

HRNZ and NZMTC and Thoroughbred Ratings Pty Ltd accepts no responsibility for the completeness or accuracy of any of the information contained herein, and makes no representations about its suitability for any particular purpose. Users should make their own judgements about those matters and/or seek independent advice. You assume all risks associated with use of the data provided on this page.

Race Results

March 01, 2020, Race 8, , Distance 2600m, Addington - Survey 3200m

Result	TAB no.	Horse (Barrier)	2200m to	2000m to	1800m to	1600m to	1400m to	1200m to	1000m to	800m to	600m to	400m to	200m to	Total or	Margin
4th	10	Lotamuscle (1)	2000m	1800m	1600m	1400m	1200m	1000m	800m	600m	400m	200m	WP	Average	
		Position in running (margin)	8(12.7)	8(9.3)	8(10.4)	8(9.5)	8(8.1)	9(6.7)	10(6.7)	11(7.0)	10(8.2)	8(7.2)	6(5.4)		5.20
		Sectional time (s)	14.90	14.20	14.41	15.45	15.38	15.67	15.33	15.05	15.18	15.14	15.38		
		Cumulative time (s)	166.09	151.19	136.99	122.58	107.13	91.75	76.08	60.75	45.70	30.52	15.38	3:20.26	
		Speed (m/s)	13.42	14.08	13.88	12.94	13.00	12.76	13.05	13.29	13.18	13.21	13.00	12.98	
		Stride length (m)	6.14	6.41	6.22	6.00	6.21	6.13	6.15	6.16	5.99	6.01	5.98	6.05	
		Stride duration (s)	0.457	0.455	0.448	0.464	0.478	0.480	0.472	0.464	0.455	0.455	0.460	0.466	
		Stride efficiency (%)	58.83	64.24	60.39	56.33	60.30	58.66	59.18	59.29	56.08	56.51	55.96	57.25	
		Stride count	32.60	31.19	32.17	33.31	32.20	32.64	32.50	32.47	33.39	33.26	33.42	429.54	



Note: Horizontal distance axis grid lines are 200m furlongs.

Disclaimer.

HRNZ and NZMTC and Thoroughbred Ratings Pty Ltd accepts no responsibility for the completeness or accuracy of any of the information contained herein, and makes no representations about its suitability for any particular purpose. Users should make their own judgements about those matters and/or seek independent advice. You assume all risks associated with use of the data provided on this page.



Race Results



March 01, 2020, Race 8, , Distance 2600m, Addington - Survey 3200m

Result	TAB no.	Horse (Barrier)	2600 to	2400m to
5th	2	Majestic Chevr... (4)	2400m	2200m
		Position in running (margin)	-	10(12.8)
		Sectional time (s)	18.82	15.48
		Cumulative time (s)	200.34	181.52
		Speed (m/s)	10.63	12.92
		Stride length (m)	5.20	6.03
		Stride duration (s)	0.475	0.467
		Stride efficiency (%)	42.23	56.82
		Stride count	38.47	33.17

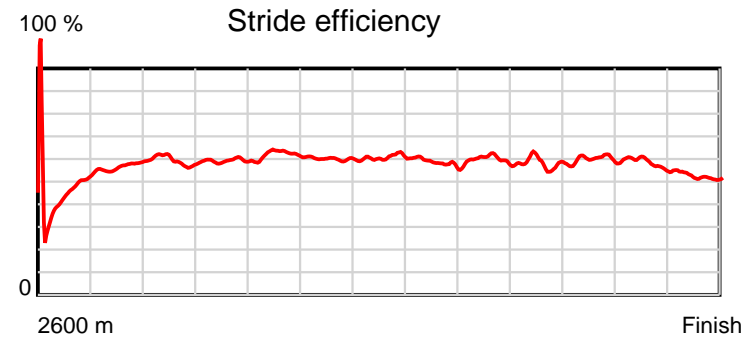
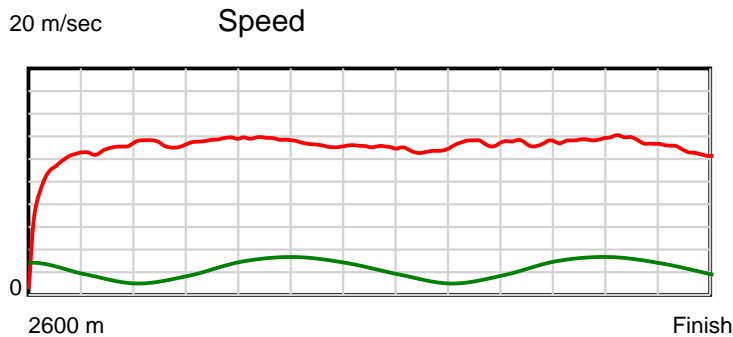
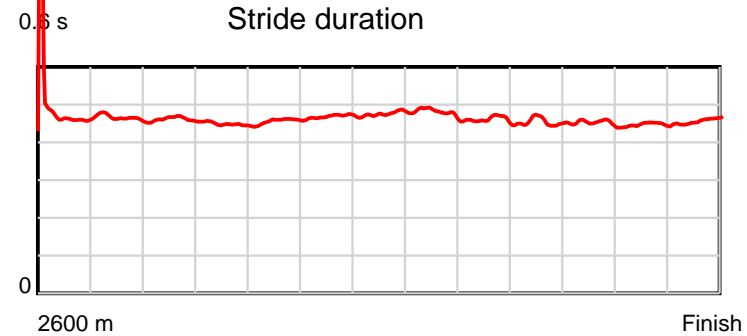
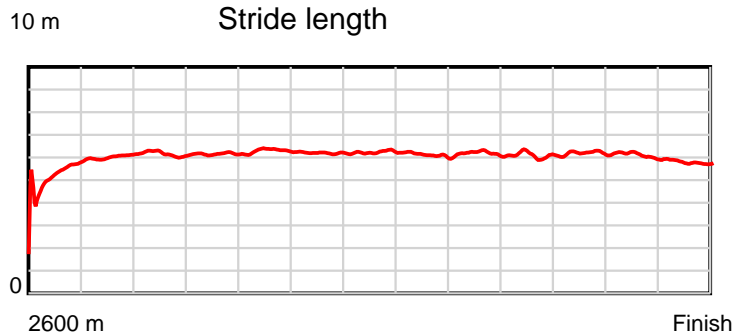
Disclaimer.

HRNZ and NZMTC and Thoroughbred Ratings Pty Ltd accepts no responsibility for the completeness or accuracy of any of the information contained herein, and makes no representations about its suitability for any particular purpose. Users should make their own judgements about those matters and/or seek independent advice. You assume all risks associated with use of the data provided on this page.

Race Results

March 01, 2020, Race 8, , Distance 2600m, Addington - Survey 3200m

Result	TAB no.	Horse (Barrier)	2200m to	2000m to	1800m to	1600m to	1400m to	1200m to	1000m to	800m to	600m to	400m to	200m to	Total or	Margin
5th	2	Majestic Chevr... (4)	2000m	1800m	1600m	1400m	1200m	1000m	800m	600m	400m	200m	WP	Average	
		Position in running (margin)	10(14.8)	10(12.1)	11(15.0)	11(14.7)	10(10.6)	11(8.8)	12(8.6)	12(8.3)	11(8.6)	7(6.9)	4(3.9)		5.60
		Sectional time (s)	15.02	14.50	14.52	14.98	15.31	15.64	15.23	14.89	15.08	14.93	15.94		
		Cumulative time (s)	166.04	151.02	136.52	122.00	107.02	91.71	76.07	60.84	45.95	30.87	15.94	3:20.34	
		Speed (m/s)	13.32	13.79	13.77	13.35	13.06	12.79	13.13	13.43	13.26	13.40	12.55	12.98	
		Stride length (m)	6.14	6.19	6.28	6.26	6.21	6.14	6.04	6.10	5.99	5.99	5.74	6.01	
		Stride duration (s)	0.461	0.449	0.456	0.469	0.475	0.480	0.460	0.454	0.452	0.447	0.458	0.463	
		Stride efficiency (%)	58.93	59.97	61.54	61.23	60.27	58.90	57.03	58.10	56.06	56.05	51.56	56.45	
		Stride count	32.57	32.28	31.87	31.95	32.20	32.58	33.11	32.80	33.39	33.39	34.82	432.60	



Note: Horizontal distance axis grid lines are 200m furlongs.

Disclaimer.

HRNZ and NZMTC and Thoroughbred Ratings Pty Ltd accepts no responsibility for the completeness or accuracy of any of the information contained herein, and makes no representations about its suitability for any particular purpose. Users should make their own judgements about those matters and/or seek independent advice. You assume all risks associated with use of the data provided on this page.



Race Results



March 01, 2020, Race 8, , Distance 2600m, Addington - Survey 3200m

Result	TAB no.	Horse (Barrier)	2600 to	2400m to
6th	14	Medusa (8)	2400m	2200m
		Position in running (margin)	-	11(15.6)
		Sectional time (s)	19.26	15.27
		Cumulative time (s)	201.49	182.23
		Speed (m/s)	10.39	13.10
		Stride length (m)	5.62	5.89
		Stride duration (s)	0.453	0.450
		Stride efficiency (%)	49.34	54.22
		Stride count	35.59	33.95

Disclaimer.

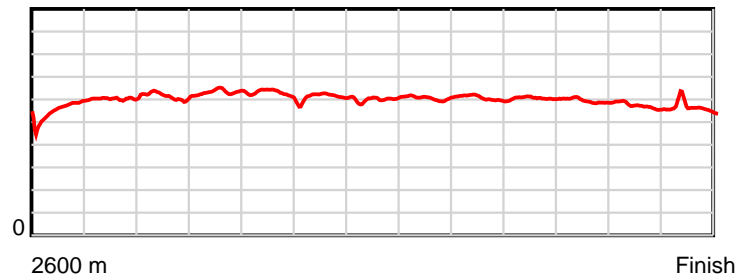
HRNZ and NZMTC and Thoroughbred Ratings Pty Ltd accepts no responsibility for the completeness or accuracy of any of the information contained herein, and makes no representations about its suitability for any particular purpose. Users should make their own judgements about those matters and/or seek independent advice. You assume all risks associated with use of the data provided on this page.

Race Results

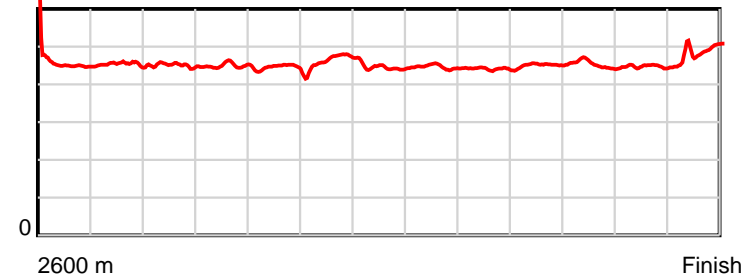
March 01, 2020, Race 8, , Distance 2600m, Addington - Survey 3200m

Result	TAB no.	Horse (Barrier)	2200m to	2000m to	1800m to	1600m to	1400m to	1200m to	1000m to	800m to	600m to	400m to	200m to	Total or	Margin
6th	14	Medusa (8)	2000m	1800m	1600m	1400m	1200m	1000m	800m	600m	400m	200m	WP	Average	
		Position in running (margin)	11(16.4)	11(12.9)	10(14.0)	10(13.4)	11(11.1)	7(5.9)	4(2.1)	1(0.0)	1(0.0)	2(0.1)	3(1.4)		11.80
		Sectional time (s)	14.89	14.21	14.44	15.30	14.75	15.04	14.92	14.85	15.37	15.65	17.54		
		Cumulative time (s)	166.96	152.07	137.86	123.42	108.12	93.37	78.33	63.41	48.56	33.19	17.54	3:21.49	
		Speed (m/s)	13.43	14.07	13.85	13.07	13.56	13.30	13.40	13.47	13.01	12.78	11.40	12.90	
		Stride length (m)	6.05	6.33	6.08	6.09	6.02	5.93	5.90	6.09	5.88	5.71	5.56	5.93	
		Stride duration (s)	0.451	0.450	0.439	0.466	0.444	0.446	0.440	0.452	0.452	0.447	0.488	0.459	
		Stride efficiency (%)	57.27	62.66	57.71	57.98	56.63	54.94	54.46	57.87	54.04	50.98	48.38	54.92	
		Stride count	33.04	31.58	32.91	32.84	33.22	33.73	33.88	32.86	34.01	35.01	35.94	438.56	

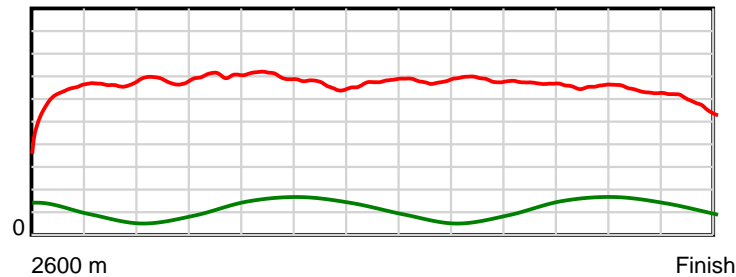
10 m Stride length



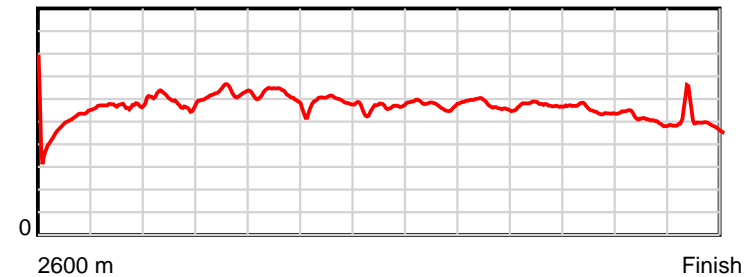
0.6 s Stride duration



20 m/sec Speed



100 % Stride efficiency



Note: Horizontal distance axis grid lines are 200m furlongs.

Disclaimer.

HRNZ and NZMTC and Thoroughbred Ratings Pty Ltd accepts no responsibility for the completeness or accuracy of any of the information contained herein, and makes no representations about its suitability for any particular purpose. Users should make their own judgements about those matters and/or seek independent advice. You assume all risks associated with use of the data provided on this page.



Race Results



March 01, 2020, Race 8, , Distance 2600m, Addington - Survey 3200m

Result	TAB no.	Horse (Barrier)	2600 to	2400m to
7th	12	Sundons Flyer (2)	2400m	2200m
		Position in running (margin)	-	9(12.8)
		Sectional time (s)	18.82	15.47
		Cumulative time (s)	202.05	183.23
		Speed (m/s)	10.63	12.93
		Stride length (m)	5.42	5.63
		Stride duration (s)	0.438	0.436
		Stride efficiency (%)	45.95	49.61
		Stride count	36.88	35.50

Disclaimer.

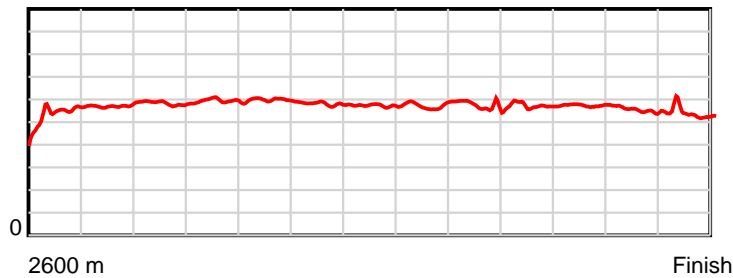
HRNZ and NZMTC and Thoroughbred Ratings Pty Ltd accepts no responsibility for the completeness or accuracy of any of the information contained herein, and makes no representations about its suitability for any particular purpose. Users should make their own judgements about those matters and/or seek independent advice. You assume all risks associated with use of the data provided on this page.

Race Results

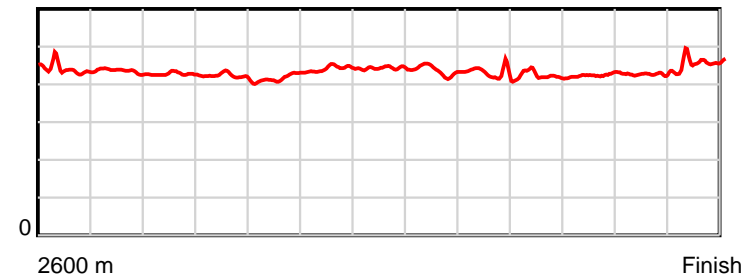
March 01, 2020, Race 8, , Distance 2600m, Addington - Survey 3200m

Result	TAB no.	Horse (Barrier)	2200m to	2000m to	1800m to	1600m to	1400m to	1200m to	1000m to	800m to	600m to	400m to	200m to	Total or	Margin
7th	12	Sundons Flyer (2)	2000m	1800m	1600m	1400m	1200m	1000m	800m	600m	400m	200m	WP	Average	
		Position in running (margin)	9(14.7)	9(10.9)	9(12.0)	9(10.3)	9(8.7)	10(8.5)	9(6.5)	10(6.6)	6(6.0)	5(5.3)	8(6.6)		14.90
		Sectional time (s)	14.83	14.21	14.26	15.42	15.57	15.35	15.29	14.75	15.25	15.65	17.18		
		Cumulative time (s)	167.76	152.93	138.72	124.46	109.04	93.47	78.12	62.83	48.08	32.83	17.18	3:22.05	
		Speed (m/s)	13.49	14.07	14.03	12.97	12.85	13.03	13.08	13.56	13.11	12.78	11.64	12.87	
		Stride length (m)	5.76	5.95	5.85	5.74	5.68	5.69	5.60	5.75	5.57	5.45	5.33	5.64	
		Stride duration (s)	0.427	0.423	0.417	0.442	0.443	0.437	0.428	0.424	0.424	0.427	0.457	0.438	
		Stride efficiency (%)	51.90	55.29	53.44	51.40	50.48	50.59	48.94	51.60	48.45	46.50	44.33	49.75	
		Stride count	34.70	33.62	34.20	34.87	35.19	35.15	35.74	34.80	35.92	36.66	37.55	460.78	

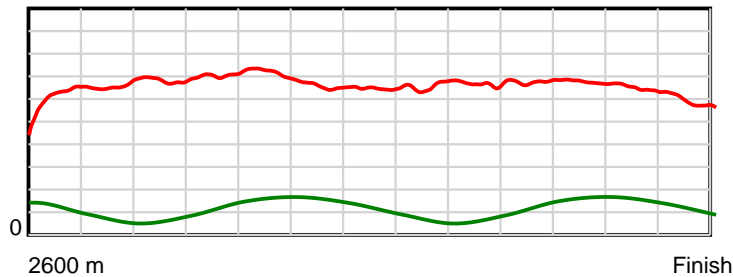
10 m Stride length



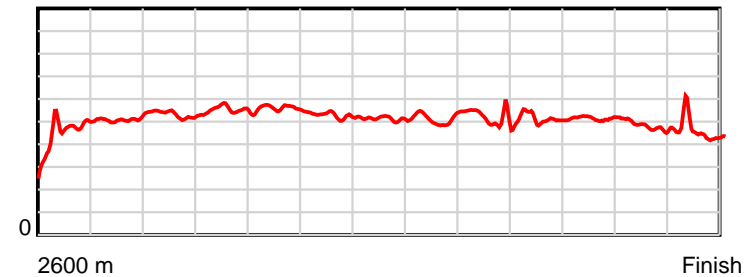
0.6 s Stride duration



20 m/sec Speed



100 % Stride efficiency



Note: Horizontal distance axis grid lines are 200m furlongs.

Disclaimer.

HRNZ and NZMTC and Thoroughbred Ratings Pty Ltd accepts no responsibility for the completeness or accuracy of any of the information contained herein, and makes no representations about its suitability for any particular purpose. Users should make their own judgements about those matters and/or seek independent advice. You assume all risks associated with use of the data provided on this page.



Race Results



March 01, 2020, Race 8, , Distance 2600m, Addington - Survey 3200m

Result	TAB no.	Horse (Barrier)	2600 to	2400m to
8th	7	Phoebe Onyx (12)	2400m	2200m
		Position in running (margin)	-	12(18.4)
		Sectional time (s)	19.85	15.10
		Cumulative time (s)	202.14	182.29
		Speed (m/s)	10.08	13.25
		Stride length (m)	4.63	5.94
		Stride duration (s)	0.456	0.448
		Stride efficiency (%)	33.47	55.05
		Stride count	43.22	33.70

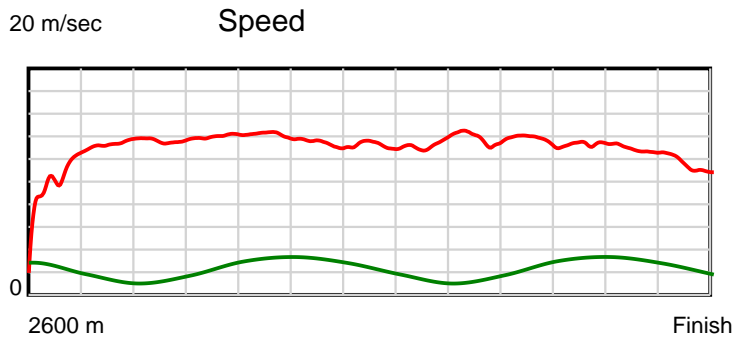
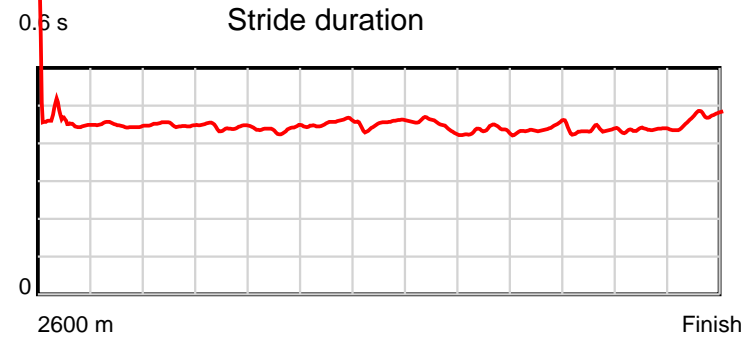
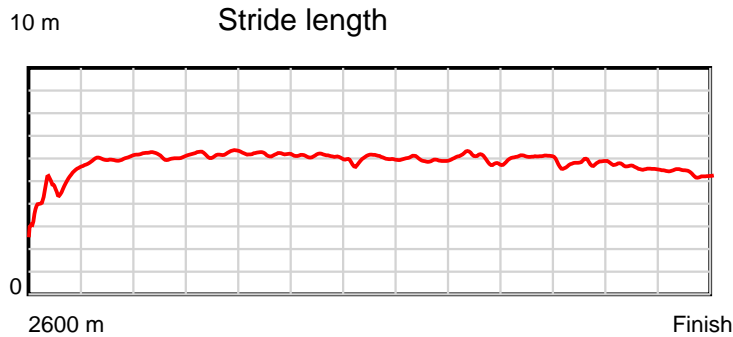
Disclaimer.

HRNZ and NZMTC and Thoroughbred Ratings Pty Ltd accepts no responsibility for the completeness or accuracy of any of the information contained herein, and makes no representations about its suitability for any particular purpose. Users should make their own judgements about those matters and/or seek independent advice. You assume all risks associated with use of the data provided on this page.

Race Results

March 01, 2020, Race 8, , Distance 2600m, Addington - Survey 3200m

Result	TAB no.	Horse (Barrier)	2200m to	2000m to	1800m to	1600m to	1400m to	1200m to	1000m to	800m to	600m to	400m to	200m to	Total or	Margin
8th	7	Phoebe Onyx (12)	2000m	1800m	1600m	1400m	1200m	1000m	800m	600m	400m	200m	WP	Average	
		Position in running (margin)	12(18.2)	12(14.4)	12(16.9)	12(16.1)	12(12.6)	12(10.3)	11(8.1)	9(6.1)	4(4.5)	4(4.4)	5(4.9)		15.30
		Sectional time (s)	14.85	14.45	14.42	15.10	15.22	15.31	14.94	14.57	15.35	15.51	17.47		
		Cumulative time (s)	167.19	152.34	137.89	123.47	108.37	93.15	77.84	62.90	48.33	32.98	17.47	3:22.14	
		Speed (m/s)	13.47	13.84	13.87	13.25	13.14	13.06	13.39	13.73	13.03	12.89	11.45	12.86	
		Stride length (m)	6.05	6.15	6.07	6.03	5.94	5.85	5.81	6.05	5.65	5.63	5.38	5.75	
		Stride duration (s)	0.449	0.444	0.438	0.455	0.452	0.448	0.434	0.441	0.434	0.437	0.470	0.447	
		Stride efficiency (%)	57.19	59.05	57.54	56.75	55.14	53.48	52.74	57.25	49.88	49.57	45.25	51.69	
		Stride count	33.06	32.54	32.96	33.19	33.67	34.19	34.43	33.04	35.40	35.51	37.17	452.08	



Note: Horizontal distance axis grid lines are 200m furlongs.

Disclaimer.

HRNZ and NZMTC and Thoroughbred Ratings Pty Ltd accepts no responsibility for the completeness or accuracy of any of the information contained herein, and makes no representations about its suitability for any particular purpose. Users should make their own judgements about those matters and/or seek independent advice. You assume all risks associated with use of the data provided on this page.



Race Results



March 01, 2020, Race 8, , Distance 2600m, Addington - Survey 3200m

Result	TAB no.	Horse (Barrier)	2600 to	2400m to
9th	11	Justamollyarch... (6)	2400m	2200m
		Position in running (margin)	-	5(6.6)
		Sectional time (s)	17.93	15.23
		Cumulative time (s)	202.20	184.27
		Speed (m/s)	11.16	13.13
		Stride length (m)	5.47	5.84
		Stride duration (s)	0.447	0.444
		Stride efficiency (%)	46.82	53.21
		Stride count	36.54	34.27

Disclaimer.

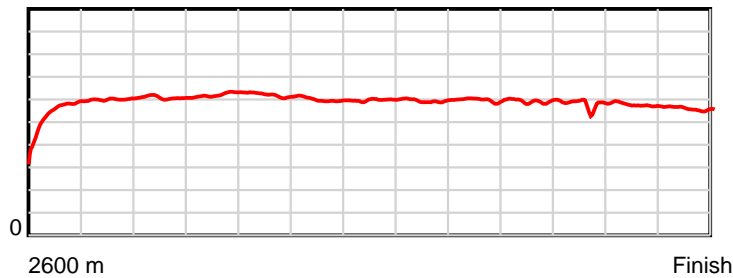
HRNZ and NZMTC and Thoroughbred Ratings Pty Ltd accepts no responsibility for the completeness or accuracy of any of the information contained herein, and makes no representations about its suitability for any particular purpose. Users should make their own judgements about those matters and/or seek independent advice. You assume all risks associated with use of the data provided on this page.

Race Results

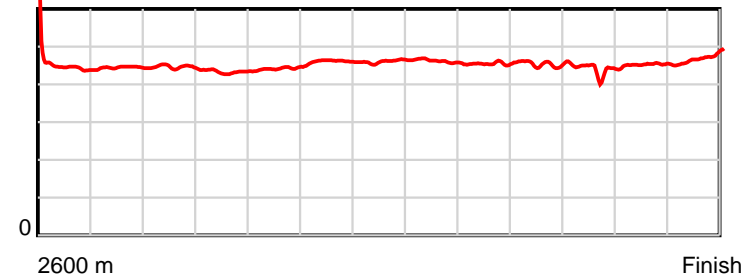
March 01, 2020, Race 8, , Distance 2600m, Addington - Survey 3200m

Result	TAB no.	Horse (Barrier)	2200m to	2000m to	1800m to	1600m to	1400m to	1200m to	1000m to	800m to	600m to	400m to	200m to	Total or	Margin
9th	11	Justamollyarch... (6)	2000m	1800m	1600m	1400m	1200m	1000m	800m	600m	400m	200m	WP	Average	
		Position in running (margin)	5(7.1)	4(4.5)	4(4.1)	4(3.1)	3(1.9)	3(1.3)	5(2.5)	7(4.3)	9(7.3)	6(6.8)	9(8.1)		15.70
		Sectional time (s)	15.03	13.96	14.38	15.48	15.50	15.89	15.58	15.34	15.27	15.65	16.96		
		Cumulative time (s)	169.04	154.01	140.05	125.67	110.19	94.69	78.80	63.22	47.88	32.61	16.96	3:22.20	
		Speed (m/s)	13.31	14.33	13.91	12.92	12.90	12.59	12.84	13.04	13.10	12.78	11.79	12.86	
		Stride length (m)	5.93	6.21	6.15	5.96	5.95	5.81	5.85	5.92	5.75	5.78	5.56	5.85	
		Stride duration (s)	0.446	0.434	0.442	0.461	0.461	0.461	0.455	0.454	0.439	0.452	0.472	0.455	
		Stride efficiency (%)	54.94	60.29	59.02	55.52	55.23	52.73	53.40	54.78	51.72	52.20	48.30	53.53	
		Stride count	33.73	32.20	32.54	33.55	33.64	34.43	34.21	33.78	34.76	34.61	35.97	444.23	

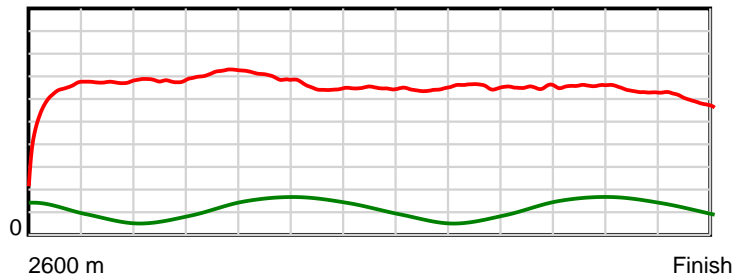
10 m Stride length



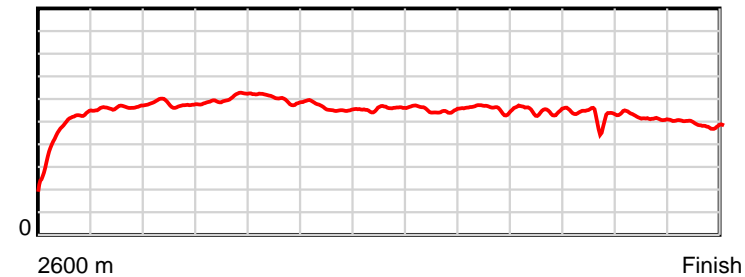
0.6 s Stride duration



20 m/sec Speed



100 % Stride efficiency



Note: Horizontal distance axis grid lines are 200m furlongs.

Disclaimer.

HRNZ and NZMTC and Thoroughbred Ratings Pty Ltd accepts no responsibility for the completeness or accuracy of any of the information contained herein, and makes no representations about its suitability for any particular purpose. Users should make their own judgements about those matters and/or seek independent advice. You assume all risks associated with use of the data provided on this page.



Race Results



March 01, 2020, Race 8, , Distance 2600m, Addington - Survey 3200m

Result	TAB no.	Horse (Barrier)	2600 to	2400m to
10th	4	Idle Moose (9)	2400m	2200m
		Position in running (margin)	-	3(3.5)
		Sectional time (s)	17.30	15.32
		Cumulative time (s)	202.57	185.27
		Speed (m/s)	11.56	13.05
		Stride length (m)	5.65	6.32
		Stride duration (s)	0.485	0.484
		Stride efficiency (%)	49.82	62.33
		Stride count	35.42	31.67

Disclaimer.

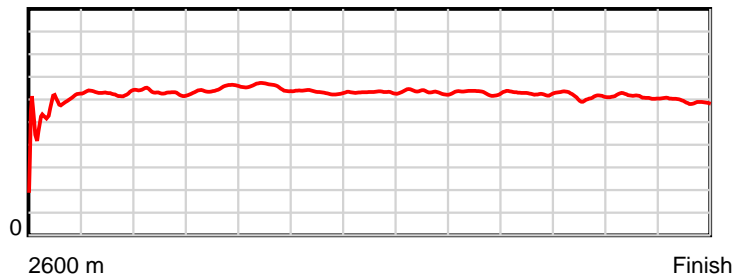
HRNZ and NZMTC and Thoroughbred Ratings Pty Ltd accepts no responsibility for the completeness or accuracy of any of the information contained herein, and makes no representations about its suitability for any particular purpose. Users should make their own judgements about those matters and/or seek independent advice. You assume all risks associated with use of the data provided on this page.

Race Results

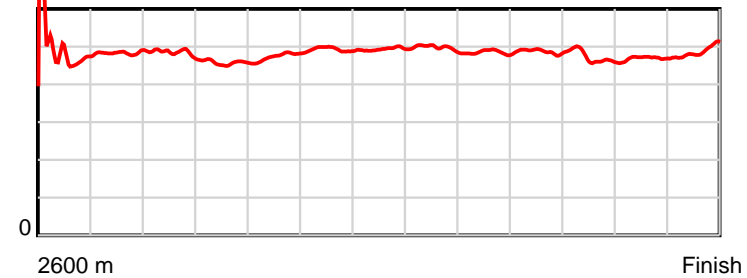
March 01, 2020, Race 8, , Distance 2600m, Addington - Survey 3200m

Result	TAB no.	Horse (Barrier)	2200m to	2000m to	1800m to	1600m to	1400m to	1200m to	1000m to	800m to	600m to	400m to	200m to	Total or	Margin
10th	4	Idle Moose (9)	2000m	1800m	1600m	1400m	1200m	1000m	800m	600m	400m	200m	WP	Average	
		Position in running (margin)	3(4.6)	5(4.6)	5(5.0)	5(5.0)	6(4.5)	6(4.5)	8(4.3)	8(5.0)	12(9.6)	11(12.0)	10(12.6)		17.70
		Sectional time (s)	15.46	14.09	14.55	15.60	15.61	15.63	15.40	15.61	15.76	15.52	16.72		
		Cumulative time (s)	169.95	154.49	140.40	125.85	110.25	94.64	79.01	63.61	48.00	32.24	16.72	3:22.57	
		Speed (m/s)	12.94	14.19	13.75	12.82	12.81	12.80	12.99	12.81	12.69	12.89	11.96	12.84	
		Stride length (m)	6.26	6.50	6.52	6.32	6.32	6.36	6.29	6.24	5.98	6.05	5.85	6.19	
		Stride duration (s)	0.484	0.458	0.474	0.493	0.494	0.497	0.485	0.487	0.471	0.469	0.489	0.483	
		Stride efficiency (%)	61.28	65.97	66.38	62.42	62.44	63.26	61.87	60.91	55.93	57.15	53.49	59.96	
		Stride count	31.94	30.78	30.69	31.64	31.64	31.43	31.79	32.04	33.43	33.07	34.18	419.72	

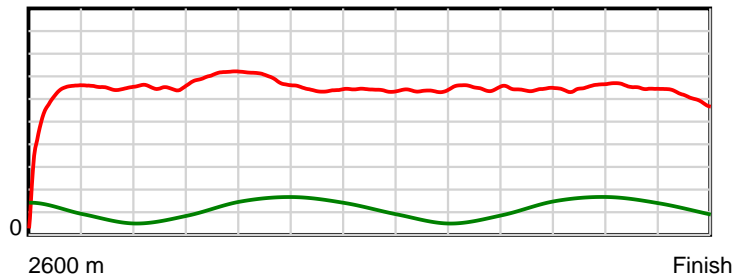
10 m Stride length



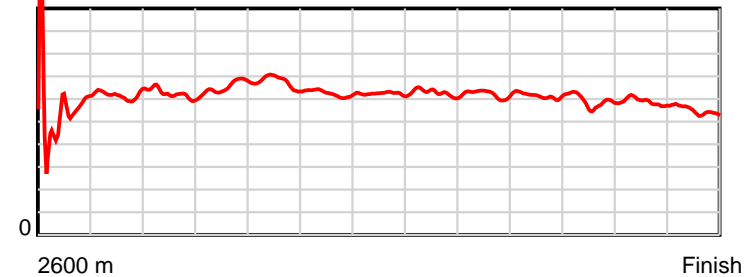
0.5 s Stride duration



20 m/sec Speed



100 % Stride efficiency



Note: Horizontal distance axis grid lines are 200m furlongs.

Disclaimer.

HRNZ and NZMTC and Thoroughbred Ratings Pty Ltd accepts no responsibility for the completeness or accuracy of any of the information contained herein, and makes no representations about its suitability for any particular purpose. Users should make their own judgements about those matters and/or seek independent advice. You assume all risks associated with use of the data provided on this page.



Race Results



March 01, 2020, Race 8, , Distance 2600m, Addington - Survey 3200m

Result	TAB no.	Horse (Barrier)	2600 to	2400m to
11th	5	Chief Of Staff (10)	2400m	2200m
		Position in running (margin)	-	4(5.6)
		Sectional time (s)	17.69	15.04
		Cumulative time (s)	204.73	187.04
		Speed (m/s)	11.31	13.30
		Stride length (m)	5.46	6.04
		Stride duration (s)	0.482	0.454
		Stride efficiency (%)	46.58	57.03
		Stride count	36.63	33.11

Disclaimer.

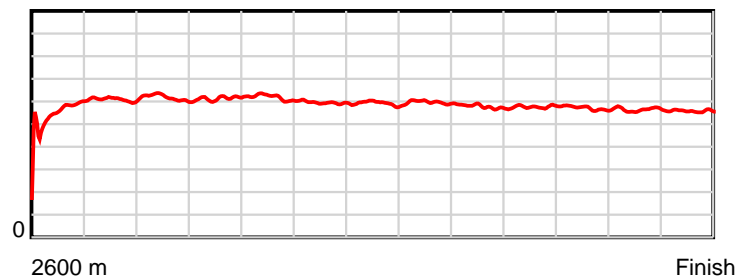
HRNZ and NZMTC and Thoroughbred Ratings Pty Ltd accepts no responsibility for the completeness or accuracy of any of the information contained herein, and makes no representations about its suitability for any particular purpose. Users should make their own judgements about those matters and/or seek independent advice. You assume all risks associated with use of the data provided on this page.

Race Results

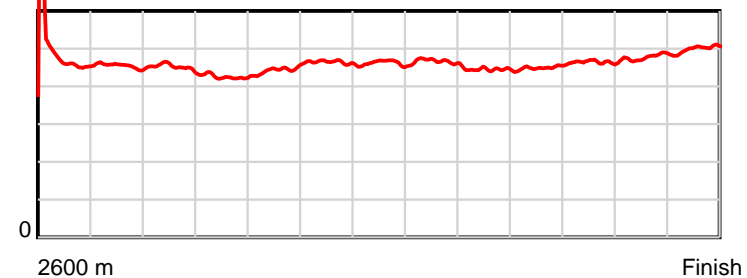
March 01, 2020, Race 8, , Distance 2600m, Addington - Survey 3200m

Result	TAB no.	Horse (Barrier)	2200m to	2000m to	1800m to	1600m to	1400m to	1200m to	1000m to	800m to	600m to	400m to	200m to	Total or	Margin
11th	5	Chief Of Staff (10)	2000m	1800m	1600m	1400m	1200m	1000m	800m	600m	400m	200m	WP	Average	
		Position in running (margin)	4(4.9)	2(1.8)	2(0.5)	2(0.2)	2(0.5)	1(0.0)	1(0.0)	3(1.6)	5(5.2)	10(10.4)	11(19.0)		29.30
		Sectional time (s)	14.95	13.80	14.51	15.73	15.52	15.68	15.55	15.44	16.23	16.86	17.73		
		Cumulative time (s)	172.00	157.05	143.25	128.74	113.01	97.49	81.81	66.26	50.82	34.59	17.73	3:24.73	
		Speed (m/s)	13.38	14.49	13.78	12.71	12.89	12.76	12.86	12.95	12.32	11.86	11.28	12.70	
		Stride length (m)	6.03	6.16	6.13	5.89	5.95	5.94	5.72	5.84	5.72	5.67	5.65	5.85	
		Stride duration (s)	0.451	0.425	0.444	0.464	0.462	0.466	0.444	0.451	0.464	0.478	0.501	0.461	
		Stride efficiency (%)	56.75	59.36	58.66	54.28	55.31	55.19	51.04	53.21	51.16	50.27	49.93	53.56	
		Stride count	33.19	32.45	32.64	33.94	33.62	33.65	34.99	34.28	34.95	35.26	35.38	444.09	

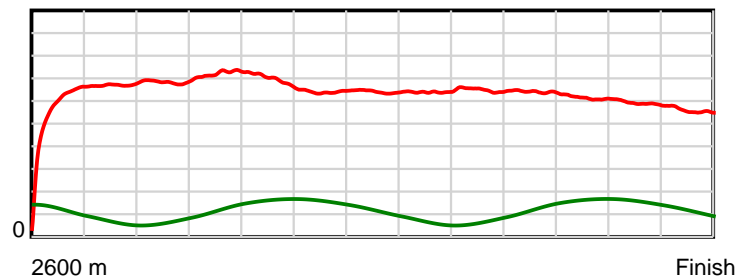
10 m Stride length



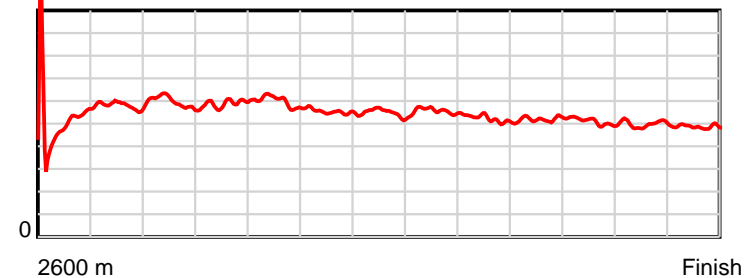
0.5 s Stride duration



20 m/sec Speed



100 % Stride efficiency



Note: Horizontal distance axis grid lines are 200m furlongs.

Disclaimer.

HRNZ and NZMTC and Thoroughbred Ratings Pty Ltd accepts no responsibility for the completeness or accuracy of any of the information contained herein, and makes no representations about its suitability for any particular purpose. Users should make their own judgements about those matters and/or seek independent advice. You assume all risks associated with use of the data provided on this page.



Race Results



March 01, 2020, Race 8, , Distance 2600m, Addington - Survey 3200m

Result	TAB no.	Horse (Barrier)	2600 to	2400m to
12th	1	Far From True (3)	2400m	2200m
		Position in running (margin)	-	13(30.5)
		Sectional time (s)	21.80	14.95
		Cumulative time (s)	205.10	183.30
		Speed (m/s)	9.18	13.38
		Stride length (m)	4.25	6.17
		Stride duration (s)	0.448	0.461
		Stride efficiency (%)	28.19	59.48
		Stride count	47.09	32.42

Disclaimer.

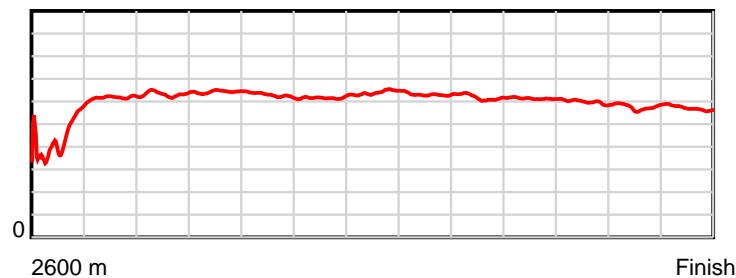
HRNZ and NZMTC and Thoroughbred Ratings Pty Ltd accepts no responsibility for the completeness or accuracy of any of the information contained herein, and makes no representations about its suitability for any particular purpose. Users should make their own judgements about those matters and/or seek independent advice. You assume all risks associated with use of the data provided on this page.

Race Results

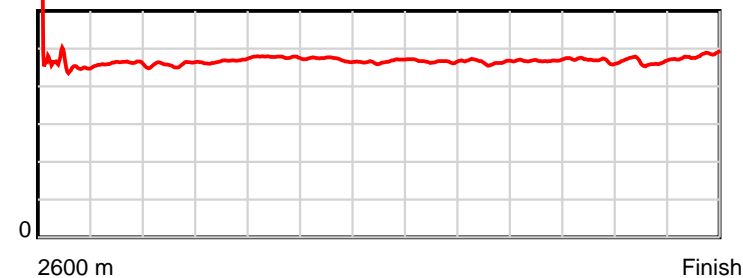
March 01, 2020, Race 8, , Distance 2600m, Addington - Survey 3200m

Result	TAB no.	Horse (Barrier)	2200m to	2000m to	1800m to	1600m to	1400m to	1200m to	1000m to	800m to	600m to	400m to	200m to	Total or	Margin
12th	1	Far From True (3)	2000m	1800m	1600m	1400m	1200m	1000m	800m	600m	400m	200m	WP	Average	
		Position in running (margin)	13(29.3)	13(23.9)	13(26.9)	13(31.4)	13(29.0)	13(23.1)	13(17.8)	13(16.6)	13(19.2)	13(20.9)	12(26.3)		31.30
		Sectional time (s)	14.56	14.52	15.31	15.29	14.61	14.80	15.08	15.27	15.65	16.33	16.93		
		Cumulative time (s)	168.35	153.79	139.27	123.96	108.67	94.06	79.26	64.18	48.91	33.26	16.93	3:25.10	
		Speed (m/s)	13.74	13.77	13.06	13.08	13.69	13.51	13.26	13.10	12.78	12.25	11.81	12.68	
		Stride length (m)	6.29	6.43	6.24	6.17	6.38	6.30	6.15	6.14	5.99	5.70	5.69	5.93	
		Stride duration (s)	0.458	0.467	0.477	0.472	0.466	0.466	0.464	0.469	0.469	0.466	0.482	0.468	
		Stride efficiency (%)	61.86	64.66	60.83	59.54	63.58	62.08	59.19	58.86	56.11	50.85	50.65	54.92	
		Stride count	31.79	31.09	32.06	32.40	31.35	31.73	32.50	32.59	33.38	35.06	35.13	438.59	

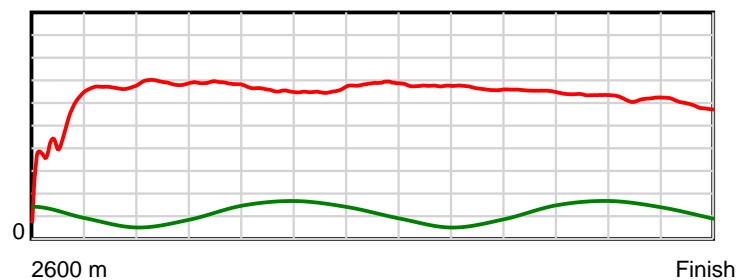
10 m Stride length



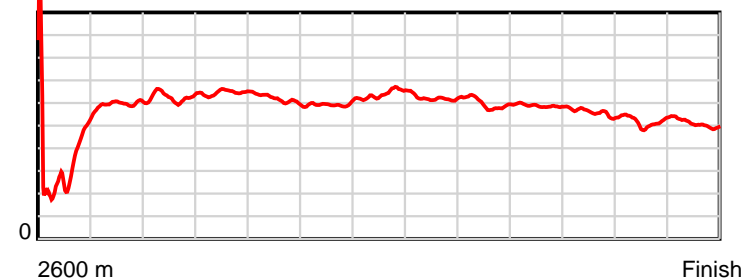
0.6 s Stride duration



20 m/sec Speed



100 % Stride efficiency



Note: Horizontal distance axis grid lines are 200m furlongs.

Disclaimer.

HRNZ and NZMTC and Thoroughbred Ratings Pty Ltd accepts no responsibility for the completeness or accuracy of any of the information contained herein, and makes no representations about its suitability for any particular purpose. Users should make their own judgements about those matters and/or seek independent advice. You assume all risks associated with use of the data provided on this page.



Race Results



March 01, 2020, Race 8, , Distance 2600m, Addington - Survey 3200m

Result	TAB no.	Horse (Barrier)	2600 to	2400m to
13th	8	Full Of Hope (13)	2400m	2200m
		Position in running (margin)	-	1(0.0)
		Sectional time (s)	16.74	15.14
		Cumulative time (s)	208.71	191.97
		Speed (m/s)	11.95	13.21
		Stride length (m)	9.35	6.25
		Stride duration (s)	0.784	0.473
		Stride efficiency (%)	136.52	61.09
		Stride count	21.40	31.99

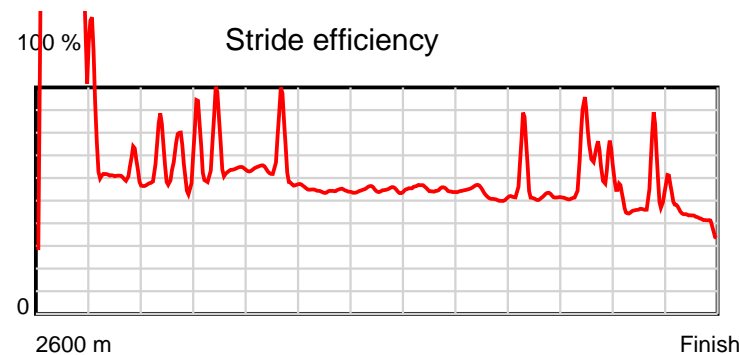
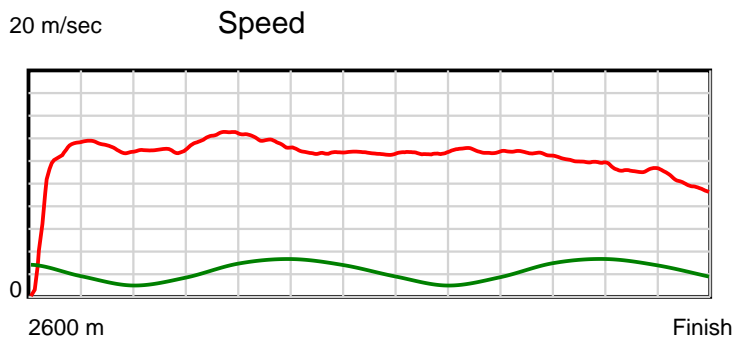
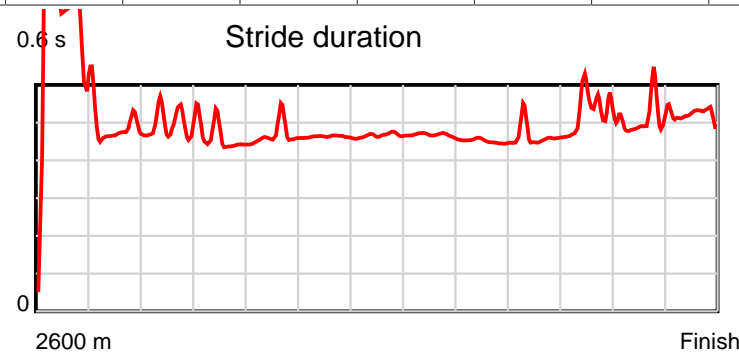
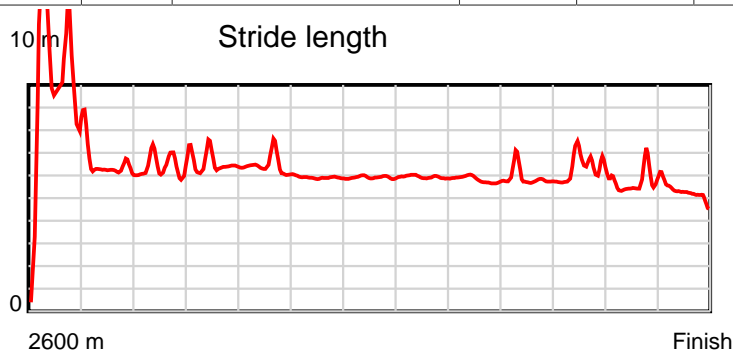
Disclaimer.

HRNZ and NZMTC and Thoroughbred Ratings Pty Ltd accepts no responsibility for the completeness or accuracy of any of the information contained herein, and makes no representations about its suitability for any particular purpose. Users should make their own judgements about those matters and/or seek independent advice. You assume all risks associated with use of the data provided on this page.

Race Results

March 01, 2020, Race 8, , Distance 2600m, Addington - Survey 3200m

Result	TAB no.	Horse (Barrier)	2200m to	2000m to	1800m to	1600m to	1400m to	1200m to	1000m to	800m to	600m to	400m to	200m to	Total or	Margin
13th	8	Full Of Hope (13)	2000m	1800m	1600m	1400m	1200m	1000m	800m	600m	400m	200m	WP	Average	
		Position in running (margin)	1(0.0)	1(0.0)	1(0.0)	1(0.0)	1(0.0)	2(0.7)	2(0.1)	2(1.3)	7(6.2)	12(15.0)	13(29.0)		50.90
		Sectional time (s)	15.47	14.03	14.55	15.68	15.73	15.58	15.47	15.66	16.83	17.77	20.06		
		Cumulative time (s)	176.83	161.36	147.33	132.78	117.10	101.37	85.79	70.32	54.66	37.83	20.06	3:28.71	
		Speed (m/s)	12.93	14.26	13.75	12.76	12.71	12.84	12.93	12.77	11.88	11.25	9.97	12.46	
		Stride length (m)	6.36	6.39	6.36	5.90	5.93	6.00	5.83	5.86	6.12	5.73	5.15	6.14	
		Stride duration (s)	0.492	0.448	0.463	0.462	0.466	0.467	0.451	0.459	0.515	0.509	0.516	0.493	
		Stride efficiency (%)	63.27	63.81	63.22	54.37	54.94	56.18	53.03	53.63	58.46	51.27	41.42	58.90	
		Stride count	31.43	31.30	31.44	33.91	33.73	33.36	34.33	34.14	32.70	34.92	38.84	423.49	



Note: Horizontal distance axis grid lines are 200m furlongs.

Disclaimer.

HRNZ and NZMTC and Thoroughbred Ratings Pty Ltd accepts no responsibility for the completeness or accuracy of any of the information contained herein, and makes no representations about its suitability for any particular purpose. Users should make their own judgements about those matters and/or seek independent advice. You assume all risks associated with use of the data provided on this page.



Race Results



March 01, 2020, Race 8, , Distance 2600m, Addington - Survey 3200m

Result	TAB no.	Horse (Barrier)	2600 to	2400m to
14th	9	Missie Castlet... (14)	2400m	2200m
		Position in running (margin)	-	14(51.5)
		Sectional time (s)	25.27	15.48
		Cumulative time (s)	214.07	188.80
		Speed (m/s)	7.92	12.92
		Stride length (m)	3.69	5.69
		Stride duration (s)	0.463	0.441
		Stride efficiency (%)	21.31	50.60
		Stride count	54.16	35.15

Disclaimer.

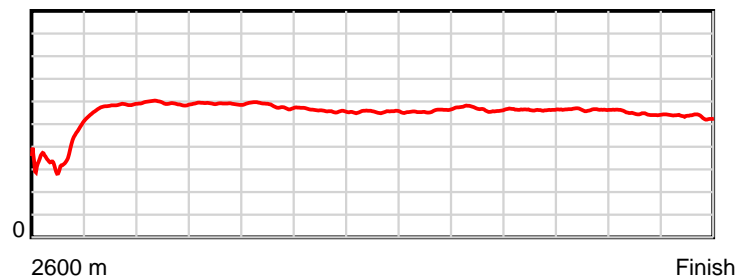
HRNZ and NZMTC and Thoroughbred Ratings Pty Ltd accepts no responsibility for the completeness or accuracy of any of the information contained herein, and makes no representations about its suitability for any particular purpose. Users should make their own judgements about those matters and/or seek independent advice. You assume all risks associated with use of the data provided on this page.

Race Results

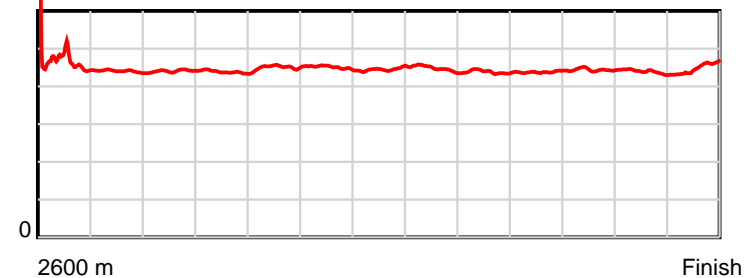
March 01, 2020, Race 8, , Distance 2600m, Addington - Survey 3200m

Result	TAB no.	Horse (Barrier)	2200m to	2000m to	1800m to	1600m to	1400m to	1200m to	1000m to	800m to	600m to	400m to	200m to	Total or	Margin
14th	9	Missie Castlet... (14)	2000m	1800m	1600m	1400m	1200m	1000m	800m	600m	400m	200m	WP	Average	
		Position in running (margin)	14(53.5)	14(50.7)	14(56.1)	14(62.4)	14(64.9)	14(67.5)	14(69.4)	14(70.8)	14(74.7)	14(77.4)	14(80.6)		79.80
		Sectional time (s)	15.00	14.94	15.60	16.09	16.05	15.99	15.50	15.51	15.81	15.97	16.86		
		Cumulative time (s)	173.32	158.32	143.38	127.78	111.69	95.64	79.65	64.15	48.64	32.83	16.86	3:34.07	
		Speed (m/s)	13.33	13.39	12.82	12.43	12.46	12.51	12.90	12.89	12.65	12.52	11.86	12.15	
		Stride length (m)	5.88	5.87	5.78	5.60	5.55	5.60	5.65	5.65	5.61	5.49	5.34	5.42	
		Stride duration (s)	0.441	0.438	0.451	0.451	0.445	0.447	0.438	0.438	0.444	0.439	0.450	0.446	
		Stride efficiency (%)	53.95	53.79	52.19	48.99	48.08	48.96	49.88	49.92	49.25	47.15	44.53	45.88	
		Stride count	34.04	34.09	34.61	35.72	36.06	35.73	35.40	35.39	35.63	36.41	37.47	479.86	

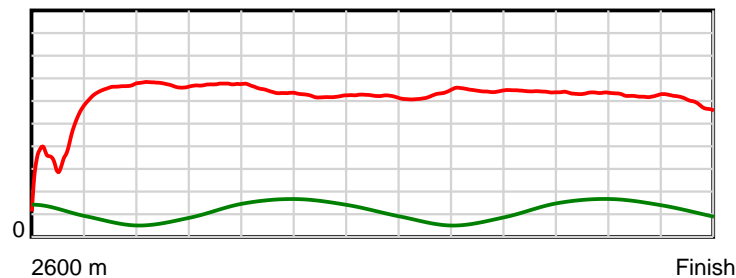
10 m Stride length



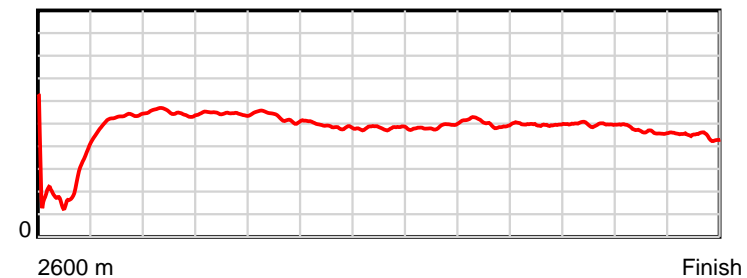
0.6 s Stride duration



20 m/sec Speed



100 % Stride efficiency



Note: Horizontal distance axis grid lines are 200m furlongs.

Disclaimer.

HRNZ and NZMTC and Thoroughbred Ratings Pty Ltd accepts no responsibility for the completeness or accuracy of any of the information contained herein, and makes no representations about its suitability for any particular purpose. Users should make their own judgements about those matters and/or seek independent advice. You assume all risks associated with use of the data provided on this page.