



Race Results

Cheviot Harness Racing Club Inc, HRNZ, March 01, 2020

Compilation date: March 1, 2020, 5:39:54 PM (NZDT)

Copyright © 2020 HRNZ and NZMTC. All rights reserved.

Trademarks.

StrideMASTER is a registered trademark of Thoroughbred Ratings Pty Ltd.

Disclaimer.

HRNZ and NZMTC and Thoroughbred Ratings Pty Ltd accepts no responsibility for the completeness or accuracy of any of the information contained herein, and makes no representations about its suitability for any particular purpose. Users should make their own judgements about those matters and/or seek independent advice. You assume all risks associated with use of the data provided on this page.



Race Results



March 01, 2020, Race 1, , Distance 2600m, Addington - Survey 3200m

Result	TAB no.	Horse (Barrier)	2600 to	2400m to
1st	5	Andoverlov (8)	2400m	2200m
		Position in running (margin)	-	6(5.7)
		Sectional time (s)	17.30	15.77
		Cumulative time (s)	199.10	181.80
		Speed (m/s)	11.56	12.68
		Stride length (m)	5.80	5.96
		Stride duration (s)	0.479	0.470
		Stride efficiency (%)	52.50	55.58
		Stride count	34.50	33.53

Disclaimer.

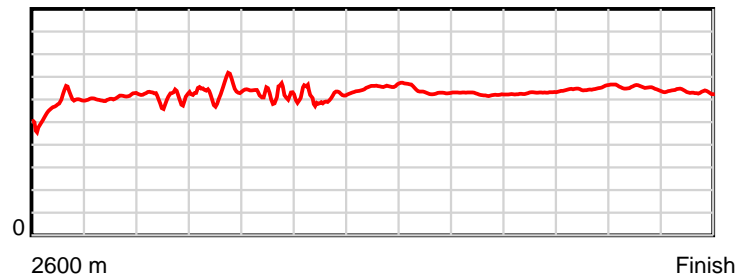
HRNZ and NZMTC and Thoroughbred Ratings Pty Ltd accepts no responsibility for the completeness or accuracy of any of the information contained herein, and makes no representations about its suitability for any particular purpose. Users should make their own judgements about those matters and/or seek independent advice. You assume all risks associated with use of the data provided on this page.

Race Results

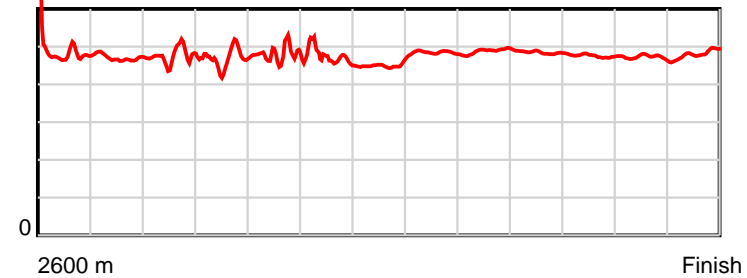
March 01, 2020, Race 1, , Distance 2600m, Addington - Survey 3200m

Result	TAB no.	Horse (Barrier)	2200m to	2000m to	1800m to	1600m to	1400m to	1200m to	1000m to	800m to	600m to	400m to	200m to	Total or	Margin
1st	5	Andoverlov (8)	2000m	1800m	1600m	1400m	1200m	1000m	800m	600m	400m	200m	WP	Average	
		Position in running (margin)	5(10.9)	4(12.3)	4(9.4)	4(6.5)	3(3.8)	1(0.0)	1(0.0)	1(0.0)	1(0.0)	1(0.0)	1(0.0)		0.00
		Sectional time (s)	15.85	14.64	15.26	15.41	13.79	15.32	15.78	15.38	14.68	14.51	15.41		
		Cumulative time (s)	166.03	150.18	135.54	120.28	104.87	91.08	75.76	59.98	44.60	29.92	15.41	3:19.10	
		Speed (m/s)	12.62	13.66	13.11	12.98	14.50	13.05	12.67	13.00	13.62	13.78	12.98	13.06	
		Stride length (m)	5.84	6.29	5.96	5.85	6.55	6.32	6.19	6.30	6.47	6.49	6.28	6.17	
		Stride duration (s)	0.463	0.461	0.455	0.450	0.451	0.484	0.489	0.484	0.475	0.471	0.483	0.472	
		Stride efficiency (%)	53.23	61.90	55.57	53.42	67.04	62.51	59.97	61.93	65.45	65.87	61.54	59.42	
		Stride count	34.27	31.78	33.54	34.21	30.54	31.62	32.28	31.77	30.90	30.81	31.87	421.62	

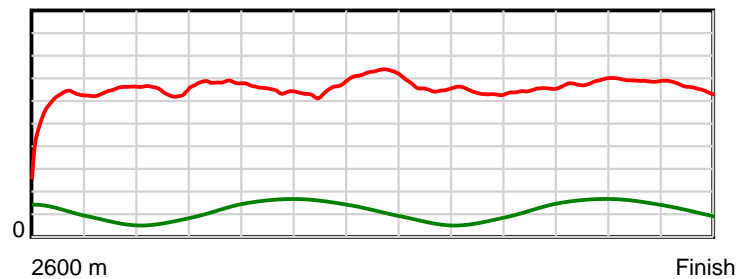
10 m Stride length



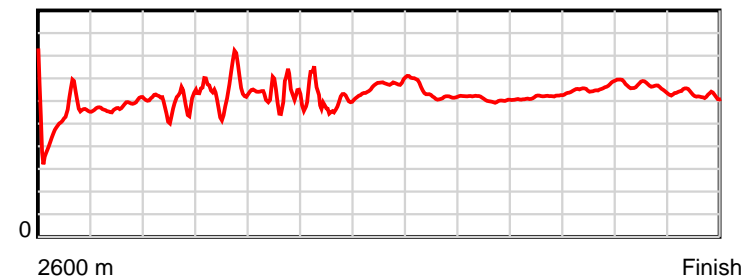
0.6 s Stride duration



20 m/sec Speed



100 % Stride efficiency



Note: Horizontal distance axis grid lines are 200m furlongs.

Disclaimer.

HRNZ and NZMTC and Thoroughbred Ratings Pty Ltd accepts no responsibility for the completeness or accuracy of any of the information contained herein, and makes no representations about its suitability for any particular purpose. Users should make their own judgements about those matters and/or seek independent advice. You assume all risks associated with use of the data provided on this page.



Race Results



March 01, 2020, Race 1, , Distance 2600m, Addington - Survey 3200m

Result	TAB no.	Horse (Barrier)	2600 to	2400m to
2nd	10	Make My Sundon (1)	2400m	2200m
		Position in running (margin)	-	2(0.7)
		Sectional time (s)	16.46	15.21
		Cumulative time (s)	203.64	187.18
		Speed (m/s)	12.15	13.15
		Stride length (m)	5.76	5.94
		Stride duration (s)	0.430	0.452
		Stride efficiency (%)	51.81	55.15
		Stride count	34.73	33.66

Disclaimer.

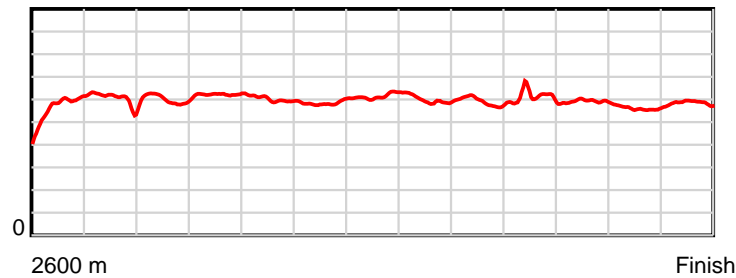
HRNZ and NZMTC and Thoroughbred Ratings Pty Ltd accepts no responsibility for the completeness or accuracy of any of the information contained herein, and makes no representations about its suitability for any particular purpose. Users should make their own judgements about those matters and/or seek independent advice. You assume all risks associated with use of the data provided on this page.

Race Results

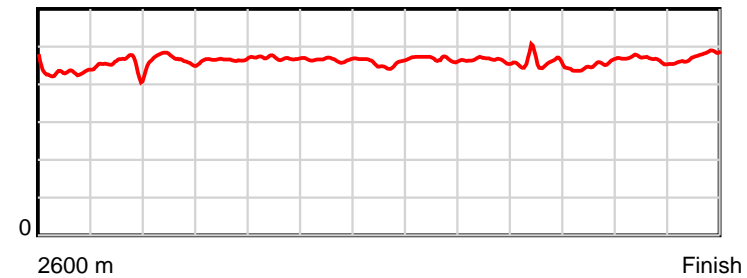
March 01, 2020, Race 1, , Distance 2600m, Addington - Survey 3200m

Result	TAB no.	Horse (Barrier)	2200m to	2000m to	1800m to	1600m to	1400m to	1200m to	1000m to	800m to	600m to	400m to	200m to	Total or	Margin
2nd	10	Make My Sundon (1)	2000m	1800m	1600m	1400m	1200m	1000m	800m	600m	400m	200m	WP	Average	
		Position in running (margin)	2(2.6)	2(2.9)	2(2.3)	2(2.5)	3(5.2)	3(6.9)	3(6.8)	3(4.7)	2(9.4)	2(21.8)		24.50	
		Sectional time (s)	15.68	15.02	15.78	15.86	14.88	15.60	15.76	15.04	15.45	16.59	16.31		
		Cumulative time (s)	171.97	156.29	141.27	125.49	109.63	94.75	79.15	63.39	48.35	32.90	16.31	3:23.64	
		Speed (m/s)	12.76	13.32	12.67	12.61	13.44	12.82	12.69	13.30	12.94	12.06	12.26	12.77	
		Stride length (m)	5.95	6.20	5.95	5.87	6.14	5.99	5.89	6.07	5.83	5.62	5.82	5.92	
		Stride duration (s)	0.466	0.466	0.469	0.465	0.457	0.467	0.464	0.457	0.451	0.466	0.475	0.464	
		Stride efficiency (%)	55.28	60.13	55.33	53.77	58.85	56.10	54.13	57.64	53.20	49.33	53.02	54.80	
		Stride count	33.63	32.24	33.61	34.09	32.59	33.38	33.98	32.93	34.28	35.60	34.34	439.06	

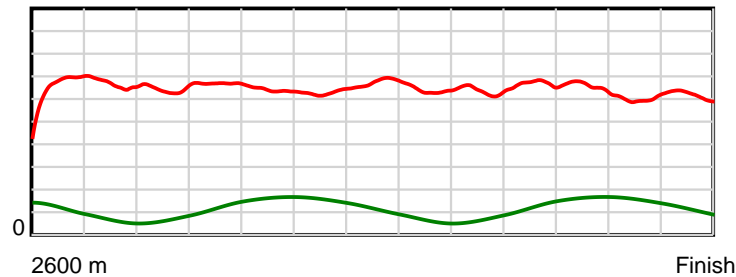
10 m Stride length



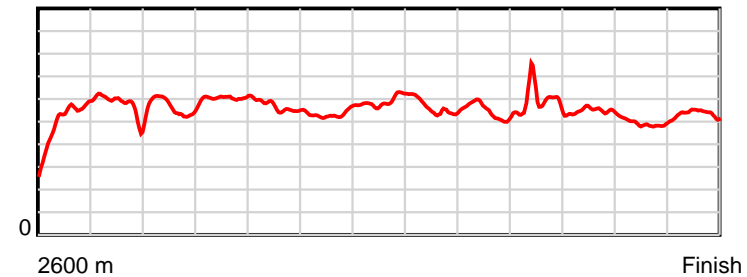
0.6 s Stride duration



20 m/sec Speed



100 % Stride efficiency



Note: Horizontal distance axis grid lines are 200m furlongs.

Disclaimer.

HRNZ and NZMTC and Thoroughbred Ratings Pty Ltd accepts no responsibility for the completeness or accuracy of any of the information contained herein, and makes no representations about its suitability for any particular purpose. Users should make their own judgements about those matters and/or seek independent advice. You assume all risks associated with use of the data provided on this page.



Race Results



March 01, 2020, Race 1, , Distance 2600m, Addington - Survey 3200m

Result	TAB no.	Horse (Barrier)	2600 to	2400m to
3rd	2	Pastrana (5)	2400m	2200m
		Position in running (margin)	-	4(3.1)
		Sectional time (s)	16.79	15.23
		Cumulative time (s)	207.15	190.36
		Speed (m/s)	11.91	13.13
		Stride length (m)	5.39	6.04
		Stride duration (s)	0.455	0.460
		Stride efficiency (%)	45.46	57.08
		Stride count	37.08	33.09

Disclaimer.

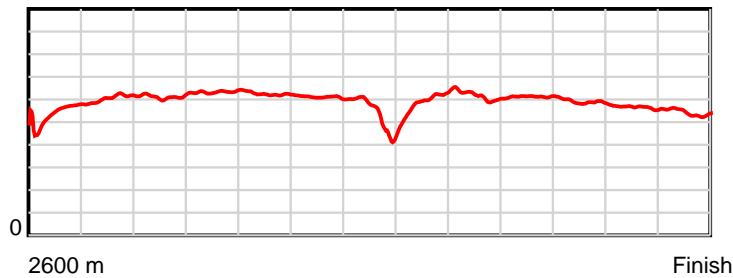
HRNZ and NZMTC and Thoroughbred Ratings Pty Ltd accepts no responsibility for the completeness or accuracy of any of the information contained herein, and makes no representations about its suitability for any particular purpose. Users should make their own judgements about those matters and/or seek independent advice. You assume all risks associated with use of the data provided on this page.

Race Results

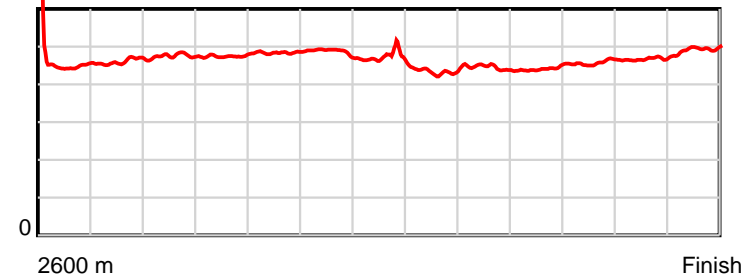
March 01, 2020, Race 1, , Distance 2600m, Addington - Survey 3200m

Result	TAB no.	Horse (Barrier)	2200m to	2000m to	1800m to	1600m to	1400m to	1200m to	1000m to	800m to	600m to	400m to	200m to	Total or	Margin
3rd	2	Pastrana (5)	2000m	1800m	1600m	1400m	1200m	1000m	800m	600m	400m	200m	WP	Average	
		Position in running (margin)	3(5.1)	3(5.5)	3(4.8)	3(4.9)	4(4.9)	5(25.1)	5(22.5)	4(16.5)	4(11.2)	4(18.0)	3(31.5)		43.50
		Sectional time (s)	15.69	15.00	15.76	15.86	17.78	14.89	14.77	14.50	15.81	16.77	18.30		
		Cumulative time (s)	175.13	159.44	144.44	128.68	112.82	95.04	80.15	65.38	50.88	35.07	18.30	3:27.15	
		Speed (m/s)	12.75	13.33	12.69	12.61	11.25	13.43	13.54	13.79	12.65	11.93	10.93	12.55	
		Stride length (m)	6.05	6.32	6.13	6.15	5.29	5.84	6.02	6.09	5.79	5.58	5.39	5.83	
		Stride duration (s)	0.475	0.474	0.483	0.488	0.470	0.435	0.445	0.442	0.457	0.467	0.493	0.465	
		Stride efficiency (%)	57.25	62.47	58.82	59.07	43.75	53.25	56.63	57.94	52.33	48.59	45.45	53.20	
		Stride count	33.04	31.63	32.60	32.53	37.80	34.26	33.22	32.84	34.56	35.87	37.08	445.60	

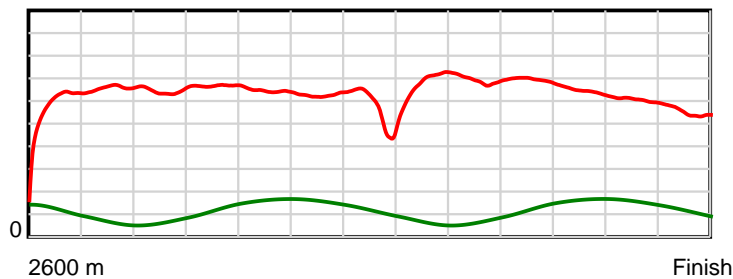
10 m Stride length



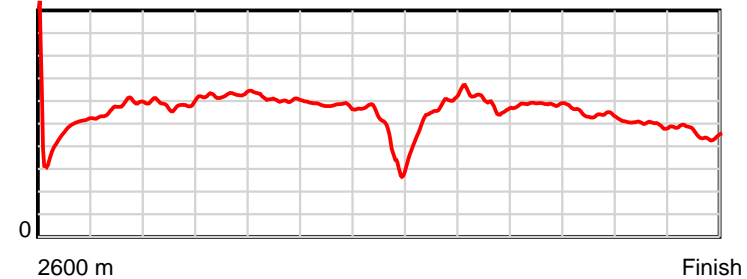
0.6 s Stride duration



20 m/sec Speed



100 % Stride efficiency



Note: Horizontal distance axis grid lines are 200m furlongs.

Disclaimer.

HRNZ and NZMTC and Thoroughbred Ratings Pty Ltd accepts no responsibility for the completeness or accuracy of any of the information contained herein, and makes no representations about its suitability for any particular purpose. Users should make their own judgements about those matters and/or seek independent advice. You assume all risks associated with use of the data provided on this page.



Race Results



March 01, 2020, Race 1, , Distance 2600m, Addington - Survey 3200m

Result	TAB no.	Horse (Barrier)	2600 to	2400m to
4th	7	It Wasn't Me (0)	2400m	2200m
		Position in running (margin)	-	1(0.0)
		Sectional time (s)	16.12	14.90
		Cumulative time (s)	208.42	192.30
		Speed (m/s)	12.41	13.42
		Stride length (m)	5.52	6.00
		Stride duration (s)	0.422	0.447
		Stride efficiency (%)	47.70	56.26
		Stride count	36.20	33.33

Disclaimer.

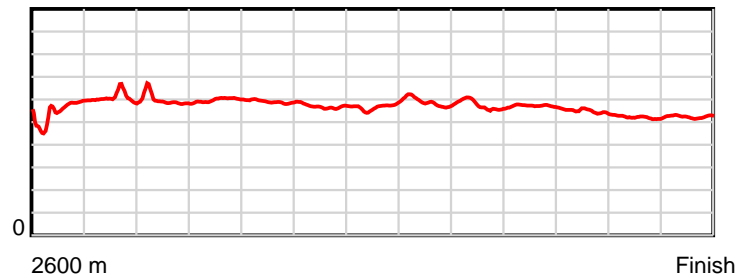
HRNZ and NZMTC and Thoroughbred Ratings Pty Ltd accepts no responsibility for the completeness or accuracy of any of the information contained herein, and makes no representations about its suitability for any particular purpose. Users should make their own judgements about those matters and/or seek independent advice. You assume all risks associated with use of the data provided on this page.

Race Results

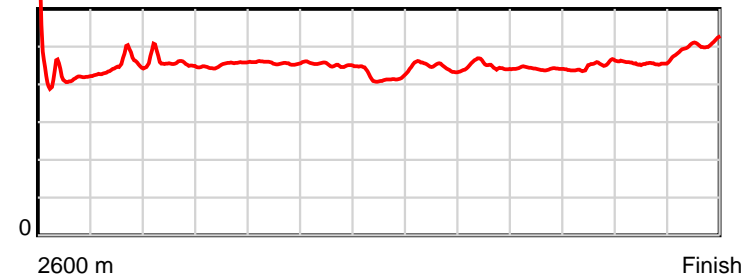
March 01, 2020, Race 1, , Distance 2600m, Addington - Survey 3200m

Result	TAB no.	Horse (Barrier)	2200m to	2000m to	1800m to	1600m to	1400m to	1200m to	1000m to	800m to	600m to	400m to	200m to	Total or	Margin
4th	7	It Wasn't Me (0)	2000m	1800m	1600m	1400m	1200m	1000m	800m	600m	400m	200m	WP	Average	
		Position in running (margin)	1(0.0)	1(0.0)	1(0.0)	1(0.0)	1(0.0)	2(2.6)	2(1.7)	2(2.1)	2(2.8)	3(14.9)	4(32.9)		50.30
		Sectional time (s)	15.63	15.12	15.75	15.85	14.86	15.15	15.85	15.50	16.68	17.51	19.50		
		Cumulative time (s)	177.40	161.77	146.65	130.90	115.05	100.19	85.04	69.19	53.69	37.01	19.50	3:28.42	
		Speed (m/s)	12.80	13.23	12.70	12.62	13.46	13.20	12.62	12.90	11.99	11.42	10.26	12.47	
		Stride length (m)	5.85	5.98	5.80	5.71	5.67	5.90	5.65	5.70	5.38	5.20	5.17	5.64	
		Stride duration (s)	0.457	0.452	0.456	0.452	0.421	0.447	0.448	0.442	0.448	0.456	0.504	0.452	
		Stride efficiency (%)	53.53	55.84	52.50	50.86	50.26	54.35	49.87	50.74	45.17	42.33	41.73	49.76	
		Stride count	34.17	33.46	34.50	35.06	35.27	33.91	35.40	35.10	37.20	38.43	38.70	460.73	

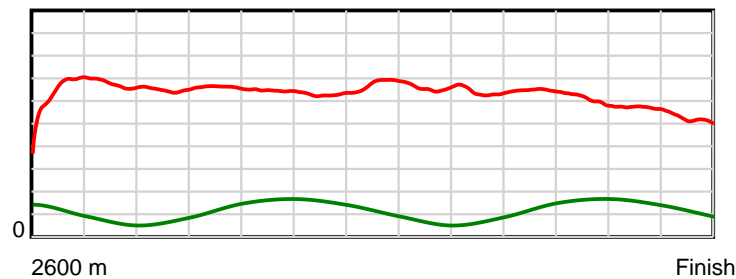
10 m Stride length



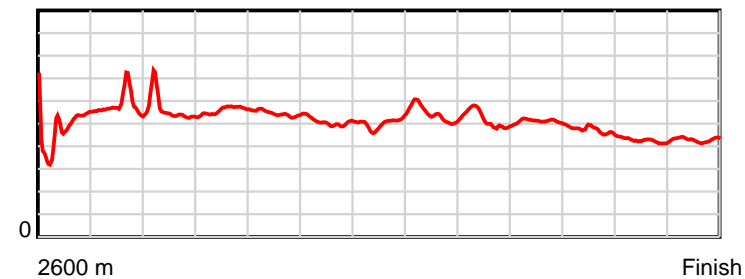
0.5 s Stride duration



20 m/sec Speed



100 % Stride efficiency



Note: Horizontal distance axis grid lines are 200m furlongs.

Disclaimer.

HRNZ and NZMTC and Thoroughbred Ratings Pty Ltd accepts no responsibility for the completeness or accuracy of any of the information contained herein, and makes no representations about its suitability for any particular purpose. Users should make their own judgements about those matters and/or seek independent advice. You assume all risks associated with use of the data provided on this page.



Race Results



March 01, 2020, Race 1, , Distance 2600m, Addington - Survey 3200m

Result	TAB no.	Horse (Barrier)	2600 to	2400m to
5th	9	Dolly P (2)	2400m	2200m
		Position in running (margin)	-	9(26.8)
		Sectional time (s)	20.89	18.80
		Cumulative time (s)	210.22	189.33
		Speed (m/s)	9.57	10.64
		Stride length (m)	4.77	4.95
		Stride duration (s)	0.446	0.466
		Stride efficiency (%)	35.53	38.32
		Stride count	41.94	40.39

Disclaimer.

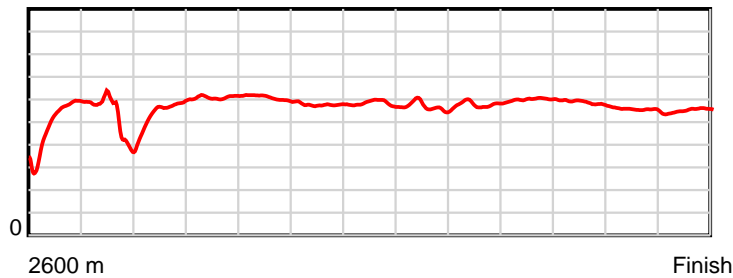
HRNZ and NZMTC and Thoroughbred Ratings Pty Ltd accepts no responsibility for the completeness or accuracy of any of the information contained herein, and makes no representations about its suitability for any particular purpose. Users should make their own judgements about those matters and/or seek independent advice. You assume all risks associated with use of the data provided on this page.

Race Results

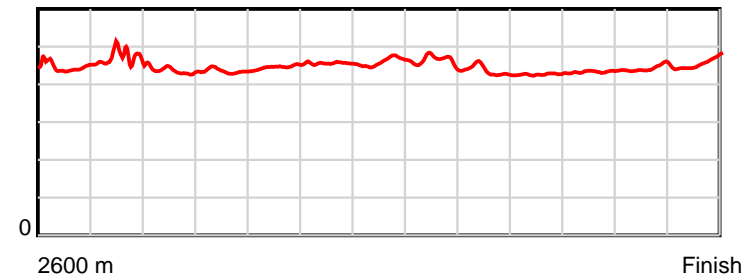
March 01, 2020, Race 1, , Distance 2600m, Addington - Survey 3200m

Result	TAB no.	Horse (Barrier)	2200m to	2000m to	1800m to	1600m to	1400m to	1200m to	1000m to	800m to	600m to	400m to	200m to	Total or	Margin
5th	9	Dolly P (2)	2000m	1800m	1600m	1400m	1200m	1000m	800m	600m	400m	200m	WP	Average	
		Position in running (margin)	7(50.2)	8(54.6)	7(49.8)	7(44.5)	8(44.1)	8(52.7)	8(58.0)	7(56.3)	6(48.9)	6(50.8)	6(59.9)		60.10
		Sectional time (s)	16.37	14.31	14.86	15.79	15.85	16.21	15.49	14.14	14.99	16.04	16.48		
		Cumulative time (s)	170.53	154.16	139.85	124.99	109.20	93.35	77.14	61.65	47.51	32.52	16.48	3:30.22	
		Speed (m/s)	12.22	13.98	13.46	12.67	12.62	12.34	12.91	14.14	13.34	12.47	12.14	12.37	
		Stride length (m)	5.34	6.08	6.02	5.77	5.81	5.69	5.62	6.04	5.79	5.52	5.57	5.58	
		Stride duration (s)	0.437	0.435	0.447	0.456	0.460	0.461	0.435	0.427	0.434	0.443	0.459	0.452	
		Stride efficiency (%)	44.61	57.80	56.58	52.03	52.74	50.63	49.38	56.93	52.31	47.67	48.40	48.74	
		Stride count	37.43	32.88	33.24	34.66	34.43	35.14	35.58	33.13	34.57	36.21	35.94	465.54	

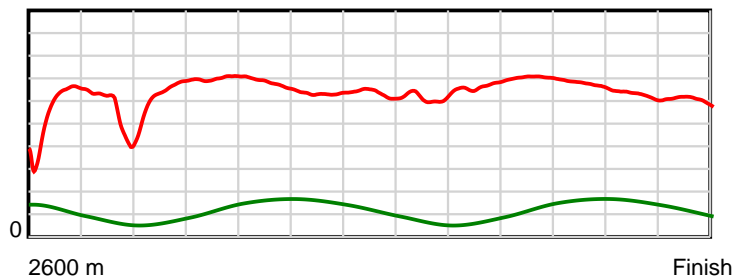
10 m Stride length



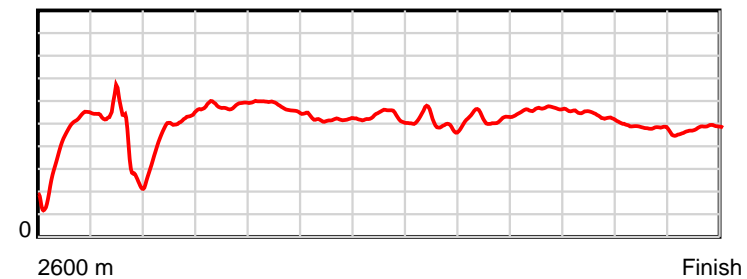
0.6 s Stride duration



20 m/sec Speed



100 % Stride efficiency



Note: Horizontal distance axis grid lines are 200m furlongs.

Disclaimer.

HRNZ and NZMTC and Thoroughbred Ratings Pty Ltd accepts no responsibility for the completeness or accuracy of any of the information contained herein, and makes no representations about its suitability for any particular purpose. Users should make their own judgements about those matters and/or seek independent advice. You assume all risks associated with use of the data provided on this page.



Race Results



March 01, 2020, Race 1, , Distance 2600m, Addington - Survey 3200m

Result	TAB no.	Horse (Barrier)	2600 to	2400m to
6th	8	Mono Gamble (3)	2400m	2200m
		Position in running (margin)	-	5(5.4)
		Sectional time (s)	17.10	15.30
		Cumulative time (s)	212.42	195.32
		Speed (m/s)	11.70	13.07
		Stride length (m)	5.53	5.80
		Stride duration (s)	0.442	0.443
		Stride efficiency (%)	47.82	52.48
		Stride count	36.16	34.51

Disclaimer.

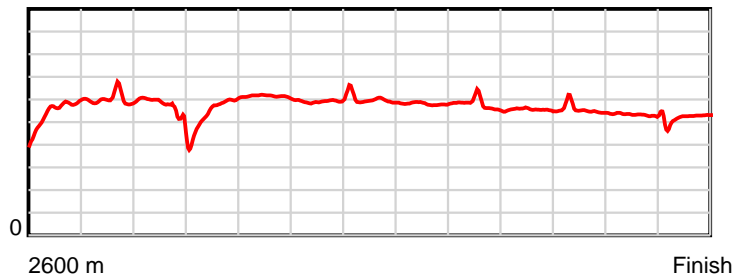
HRNZ and NZMTC and Thoroughbred Ratings Pty Ltd accepts no responsibility for the completeness or accuracy of any of the information contained herein, and makes no representations about its suitability for any particular purpose. Users should make their own judgements about those matters and/or seek independent advice. You assume all risks associated with use of the data provided on this page.

Race Results

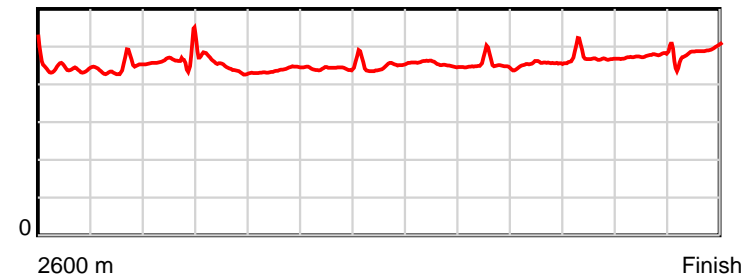
March 01, 2020, Race 1, , Distance 2600m, Addington - Survey 3200m

Result	TAB no.	Horse (Barrier)	2200m to	2000m to	1800m to	1600m to	1400m to	1200m to	1000m to	800m to	600m to	400m to	200m to	Total or	Margin
6th	8	Mono Gamble (3)	2000m	1800m	1600m	1400m	1200m	1000m	800m	600m	400m	200m	WP	Average	
		Position in running (margin)	4(7.8)	5(17.6)	5(24.2)	5(16.8)	5(11.2)	4(15.3)	4(17.0)	5(17.1)	5(23.2)	5(38.9)	5(59.4)		72.00
		Sectional time (s)	17.26	16.22	14.52	14.91	15.10	15.60	15.79	16.41	17.29	17.94	18.98		
		Cumulative time (s)	180.02	162.76	146.54	132.02	117.11	102.01	86.41	70.62	54.21	36.92	18.98	3:32.42	
		Speed (m/s)	11.59	12.33	13.77	13.41	13.25	12.82	12.67	12.19	11.57	11.15	10.54	12.24	
		Stride length (m)	5.38	5.55	6.04	5.97	5.91	5.82	5.71	5.54	5.44	5.33	5.10	5.61	
		Stride duration (s)	0.465	0.450	0.438	0.445	0.446	0.454	0.451	0.455	0.470	0.479	0.484	0.458	
		Stride efficiency (%)	45.27	48.13	56.94	55.76	54.50	52.90	50.92	47.96	46.28	44.46	40.64	49.21	
		Stride count	37.16	36.04	33.13	33.48	33.87	34.38	35.04	36.10	36.75	37.50	39.22	463.34	

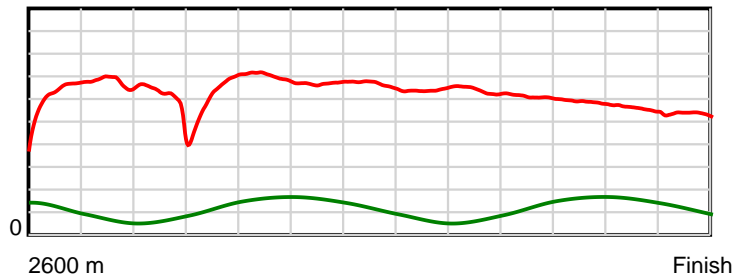
10 m Stride length



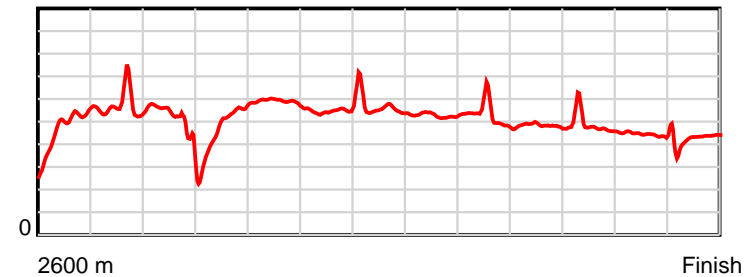
0.6 s Stride duration



20 m/sec Speed



100 % Stride efficiency



Note: Horizontal distance axis grid lines are 200m furlongs.

Disclaimer.

HRNZ and NZMTC and Thoroughbred Ratings Pty Ltd accepts no responsibility for the completeness or accuracy of any of the information contained herein, and makes no representations about its suitability for any particular purpose. Users should make their own judgements about those matters and/or seek independent advice. You assume all risks associated with use of the data provided on this page.



Race Results



March 01, 2020, Race 1, , Distance 2600m, Addington - Survey 3200m

Result	TAB no.	Horse (Barrier)	2600 to	2400m to
7th	1	Masteroftheman... (4)	2400m	2200m
		Position in running (margin)	-	7(9.4)
		Sectional time (s)	17.79	19.54
		Cumulative time (s)	214.44	196.65
		Speed (m/s)	11.24	10.24
		Stride length (m)	5.26	4.94
		Stride duration (s)	0.465	0.482
		Stride efficiency (%)	43.17	38.12
		Stride count	38.05	40.49

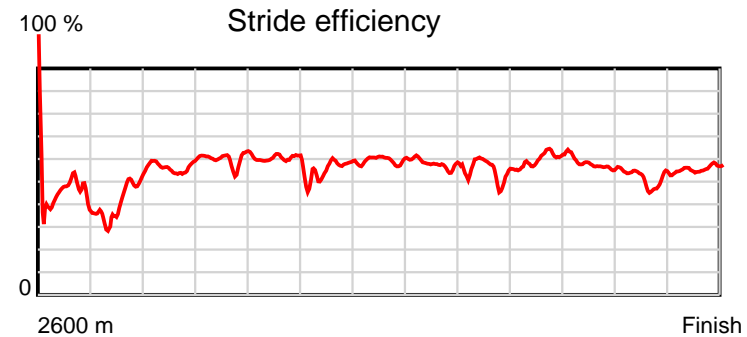
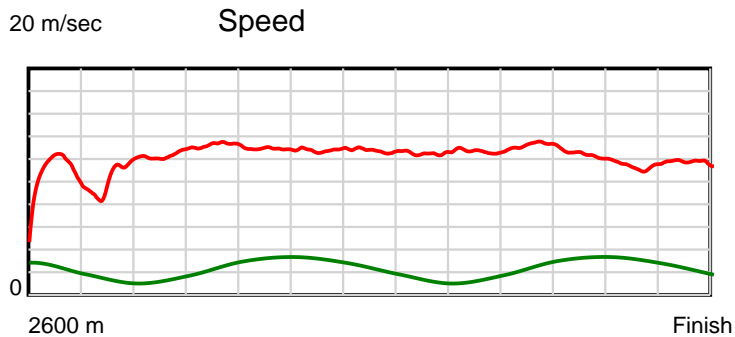
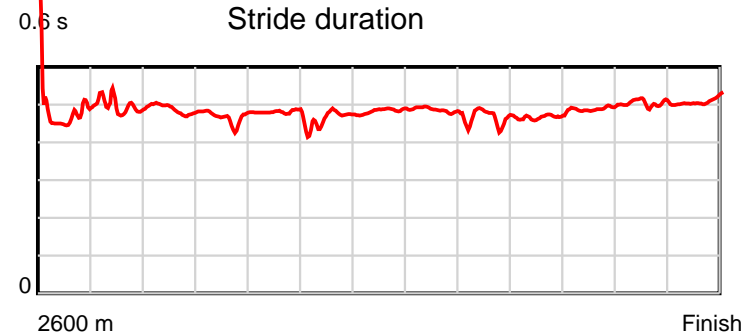
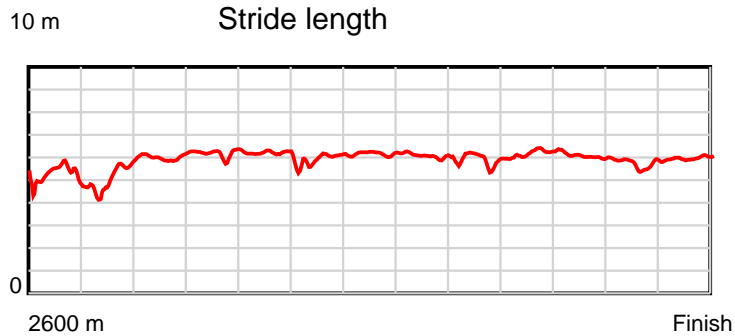
Disclaimer.

HRNZ and NZMTC and Thoroughbred Ratings Pty Ltd accepts no responsibility for the completeness or accuracy of any of the information contained herein, and makes no representations about its suitability for any particular purpose. Users should make their own judgements about those matters and/or seek independent advice. You assume all risks associated with use of the data provided on this page.

Race Results

March 01, 2020, Race 1, , Distance 2600m, Addington - Survey 3200m

Result	TAB no.	Horse (Barrier)	2200m to	2000m to	1800m to	1600m to	1400m to	1200m to	1000m to	800m to	600m to	400m to	200m to	Total or	Margin
7th	1	Masteroftheman... (4)	2000m	1800m	1600m	1400m	1200m	1000m	800m	600m	400m	200m	WP	Average	
		Position in running (margin)	6(37.2)	6(43.3)	6(43.8)	6(42.9)	6(40.4)	6(48.5)	6(54.7)	6(56.2)	7(53.4)	7(61.8)	7(81.0)		82.90
		Sectional time (s)	16.64	15.20	15.60	15.44	15.77	16.34	16.04	14.92	16.07	17.72	17.37		
		Cumulative time (s)	177.11	160.47	145.27	129.67	114.23	98.46	82.12	66.08	51.16	35.09	17.37	3:34.44	
		Speed (m/s)	12.02	13.16	12.82	12.95	12.68	12.24	12.47	13.40	12.45	11.29	11.51	12.12	
		Stride length (m)	5.86	6.13	6.15	5.90	6.13	5.94	5.71	6.24	6.09	5.68	5.87	5.81	
		Stride duration (s)	0.487	0.466	0.480	0.455	0.484	0.485	0.458	0.465	0.490	0.503	0.510	0.479	
		Stride efficiency (%)	53.62	58.64	59.12	54.34	58.78	55.11	50.99	60.83	57.98	50.39	53.82	52.81	
		Stride count	34.14	32.65	32.52	33.91	32.61	33.68	35.01	32.06	32.83	35.22	34.08	447.25	



Note: Horizontal distance axis grid lines are 200m furlongs.

Disclaimer.

HRNZ and NZMTC and Thoroughbred Ratings Pty Ltd accepts no responsibility for the completeness or accuracy of any of the information contained herein, and makes no representations about its suitability for any particular purpose. Users should make their own judgements about those matters and/or seek independent advice. You assume all risks associated with use of the data provided on this page.



Race Results



March 01, 2020, Race 1, , Distance 2600m, Addington - Survey 3200m

Result	TAB no.	Horse (Barrier)	2600 to	2400m to
8th	6	Sonny Lachlan (9)	2400m	2200m
		Position in running (margin)	-	8(12.7)
		Sectional time (s)	18.39	21.78
		Cumulative time (s)	217.30	198.91
		Speed (m/s)	10.88	9.18
		Stride length (m)	5.07	4.30
		Stride duration (s)	0.455	0.468
		Stride efficiency (%)	40.11	28.87
		Stride count	39.48	46.53

Disclaimer.

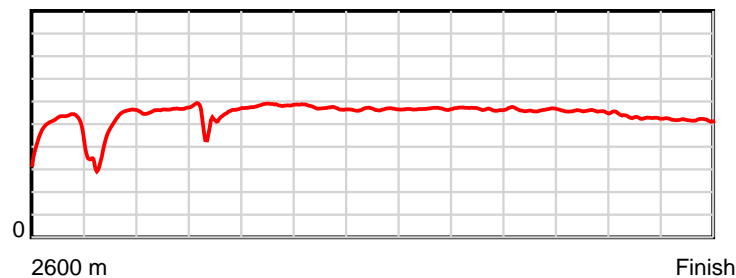
HRNZ and NZMTC and Thoroughbred Ratings Pty Ltd accepts no responsibility for the completeness or accuracy of any of the information contained herein, and makes no representations about its suitability for any particular purpose. Users should make their own judgements about those matters and/or seek independent advice. You assume all risks associated with use of the data provided on this page.

Race Results

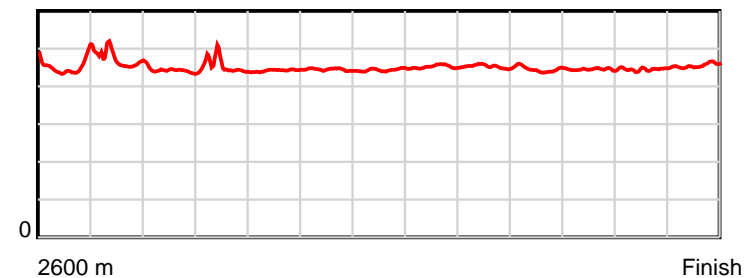
March 01, 2020, Race 1, , Distance 2600m, Addington - Survey 3200m

Result	TAB no.	Horse (Barrier)	2200m to	2000m to	1800m to	1600m to	1400m to	1200m to	1000m to	800m to	600m to	400m to	200m to	Total or	Margin
8th	6	Sonny Lachlan (9)	2000m	1800m	1600m	1400m	1200m	1000m	800m	600m	400m	200m	WP	Average	
		Position in running (margin)	9(54.0)	7(54.5)	9(64.7)	9(61.3)	9(58.5)	9(65.9)	9(69.0)	9(71.0)	9(73.4)	9(81.9)	9(95.3)		98.40
		Sectional time (s)	15.70	16.83	15.17	15.40	15.65	15.84	16.11	15.78	16.09	16.75	17.81		
		Cumulative time (s)	177.13	161.43	144.60	129.43	114.03	98.38	82.54	66.43	50.65	34.56	17.81	3:37.30	
		Speed (m/s)	12.74	11.88	13.18	12.99	12.78	12.63	12.41	12.67	12.43	11.94	11.23	11.96	
		Stride length (m)	5.61	5.36	5.83	5.78	5.67	5.71	5.62	5.64	5.53	5.32	5.12	5.39	
		Stride duration (s)	0.440	0.451	0.442	0.445	0.444	0.452	0.452	0.445	0.445	0.445	0.456	0.451	
		Stride efficiency (%)	49.13	44.88	53.09	52.13	50.28	50.86	49.30	49.76	47.84	44.21	40.97	45.45	
		Stride count	35.67	37.32	34.31	34.63	35.26	35.06	35.61	35.44	36.15	37.60	39.06	482.12	

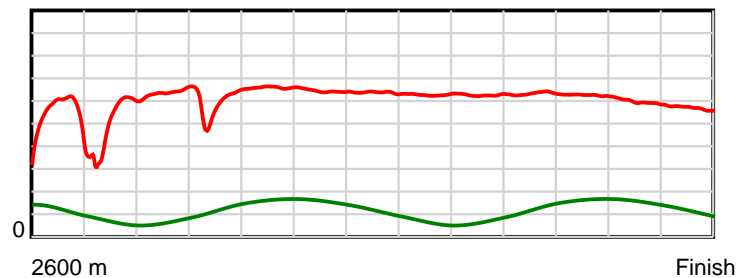
10 m Stride length



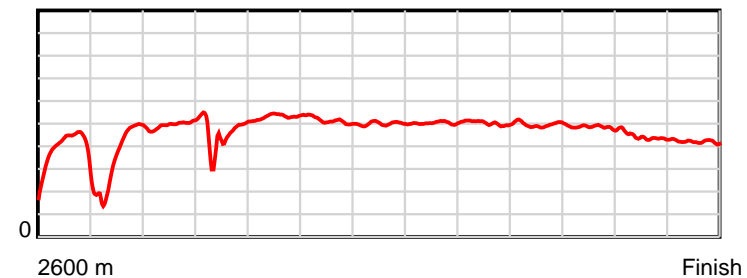
0.6 s Stride duration



20 m/sec Speed



100 % Stride efficiency



Note: Horizontal distance axis grid lines are 200m furlongs.

Disclaimer.

HRNZ and NZMTC and Thoroughbred Ratings Pty Ltd accepts no responsibility for the completeness or accuracy of any of the information contained herein, and makes no representations about its suitability for any particular purpose. Users should make their own judgements about those matters and/or seek independent advice. You assume all risks associated with use of the data provided on this page.



Race Results



March 01, 2020, Race 1, , Distance 2600m, Addington - Survey 3200m

Result	TAB no.	Horse (Barrier)	2600 to	2400m to
9th	3	Bacardi Pride (6)	2400m	2200m
		Position in running (margin)	-	3(1.4)
		Sectional time (s)	16.79	23.60
		Cumulative time (s)	217.50	200.71
		Speed (m/s)	11.91	8.47
		Stride length (m)	5.54	4.13
		Stride duration (s)	0.457	0.487
		Stride efficiency (%)	47.88	26.63
		Stride count	36.13	48.44

Disclaimer.

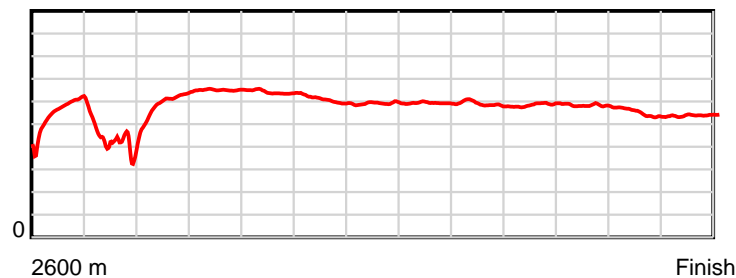
HRNZ and NZMTC and Thoroughbred Ratings Pty Ltd accepts no responsibility for the completeness or accuracy of any of the information contained herein, and makes no representations about its suitability for any particular purpose. Users should make their own judgements about those matters and/or seek independent advice. You assume all risks associated with use of the data provided on this page.

Race Results

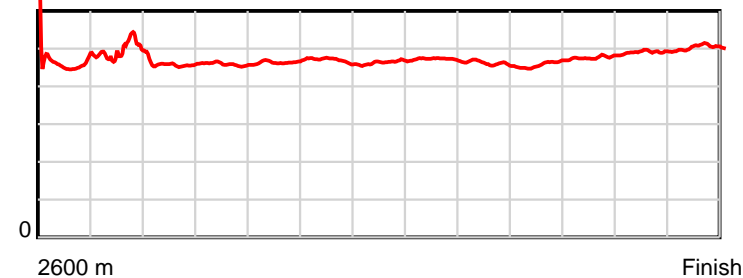
March 01, 2020, Race 1, , Distance 2600m, Addington - Survey 3200m

Result	TAB no.	Horse (Barrier)	2200m to	2000m to	1800m to	1600m to	1400m to	1200m to	1000m to	800m to	600m to	400m to	200m to	Total or	Margin
9th	3	Bacardi Pride (6)	2000m	1800m	1600m	1400m	1200m	1000m	800m	600m	400m	200m	WP	Average	
		Position in running (margin)	8(53.6)	9(56.4)	8(50.2)	8(44.8)	7(43.1)	7(51.0)	7(55.7)	8(57.5)	8(59.0)	8(70.2)	8(90.4)		99.50
		Sectional time (s)	16.09	14.10	14.84	15.57	15.74	16.10	16.07	15.64	16.54	17.87	18.55		
		Cumulative time (s)	177.11	161.02	146.92	132.08	116.51	100.77	84.67	68.60	52.96	36.42	18.55	3:37.50	
		Speed (m/s)	12.43	14.18	13.48	12.85	12.71	12.42	12.45	12.79	12.09	11.19	10.78	11.95	
		Stride length (m)	5.69	6.51	6.26	6.01	5.90	5.85	5.72	5.89	5.78	5.50	5.44	5.65	
		Stride duration (s)	0.458	0.459	0.465	0.468	0.465	0.471	0.460	0.460	0.478	0.492	0.504	0.472	
		Stride efficiency (%)	50.58	66.14	61.32	56.41	54.49	53.57	51.19	54.17	52.17	47.27	46.18	49.84	
		Stride count	35.15	30.74	31.93	33.29	33.87	34.16	34.94	33.97	34.61	36.36	36.79	460.38	

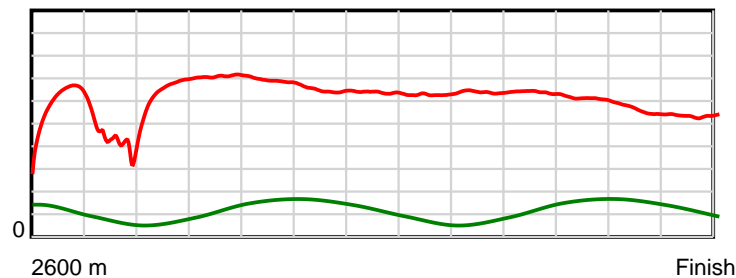
10 m Stride length



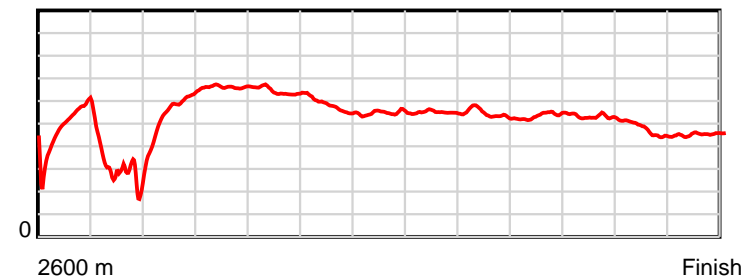
0.6 s Stride duration



20 m/sec Speed



100 % Stride efficiency



Note: Horizontal distance axis grid lines are 200m furlongs.

Disclaimer.

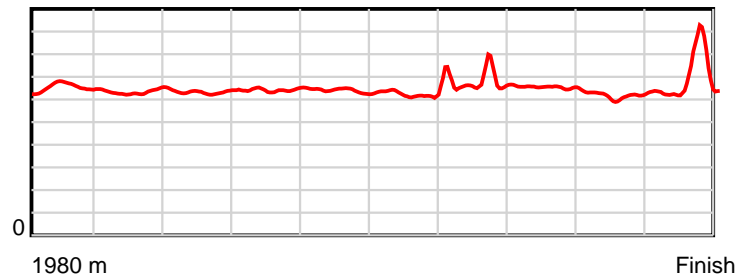
HRNZ and NZMTC and Thoroughbred Ratings Pty Ltd accepts no responsibility for the completeness or accuracy of any of the information contained herein, and makes no representations about its suitability for any particular purpose. Users should make their own judgements about those matters and/or seek independent advice. You assume all risks associated with use of the data provided on this page.

Race Results

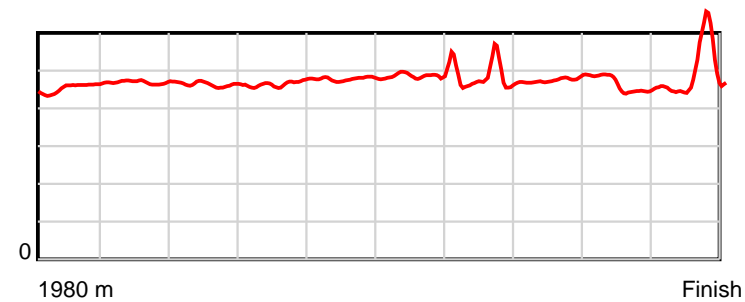
March 01, 2020, Race 2, RURAL LIVESTOCK MOBILE PACE, Distance 1980m, Addington - Survey 1980m

Result	TAB no.	Horse (Barrier)	1980 to	1800m to	1600m to	1400m to	1200m to	1000m to	800m to	600m to	400m to	200m to	Total or	Margin
1st	8	Well Said Love (7)	1800m	1600m	1400m	1200m	1000m	800m	600m	400m	200m	WP	Average	
		Position in running (margin)	-	8(4.2)	9(10.0)	9(11.0)	9(10.4)	9(8.8)	9(6.6)	3(2.1)	4(1.5)	1(0.0)		0.00
		Sectional time (s)	12.54	15.07	14.76	14.43	15.05	15.64	14.08	14.74	15.08	14.35		
		Cumulative time (s)	145.74	133.20	118.13	103.37	88.94	73.89	58.25	44.17	29.43	14.35	2:25.74	
		Speed (m/s)	14.35	13.27	13.55	13.86	13.29	12.79	14.20	13.57	13.26	13.94	13.59	
		Stride length (m)	6.61	6.23	6.28	6.45	6.35	6.24	6.70	6.47	6.11	6.62	6.40	
		Stride duration (s)	0.456	0.469	0.464	0.465	0.478	0.487	0.471	0.476	0.460	0.475	0.471	
		Stride efficiency (%)	68.25	60.66	61.68	64.99	63.00	60.76	70.08	65.35	58.25	68.42	63.94	
		Stride count	27.24	32.10	31.83	31.01	31.50	32.07	29.86	30.93	32.76	30.23	309.53	

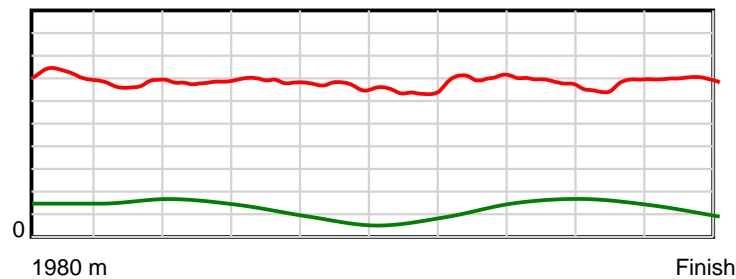
10 m Stride length



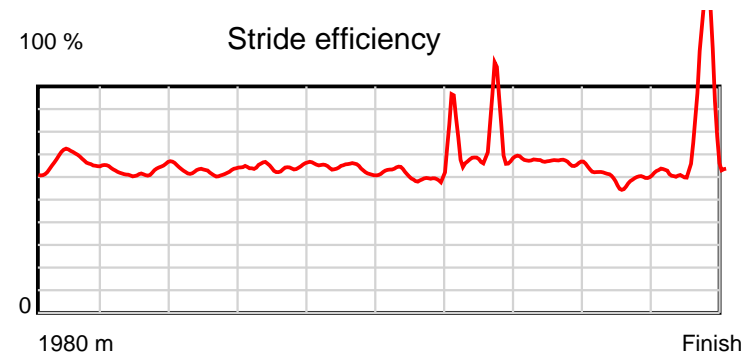
0.6 s Stride duration



20 m/sec Speed



100 % Stride efficiency



Note: Horizontal distance axis grid lines are 200m furlongs.

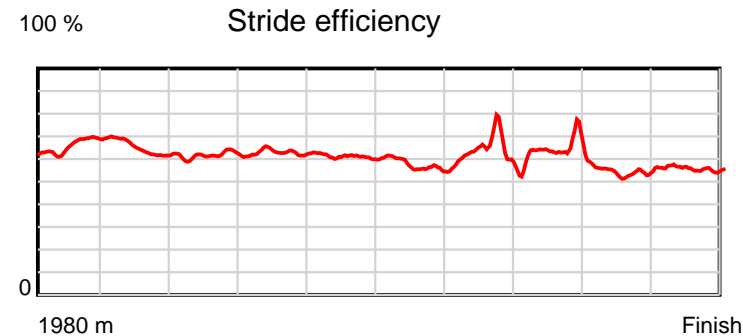
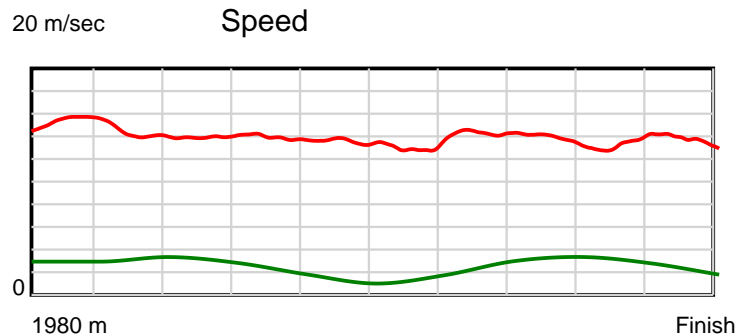
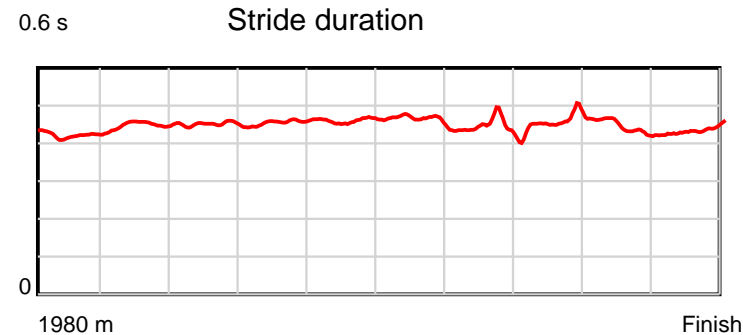
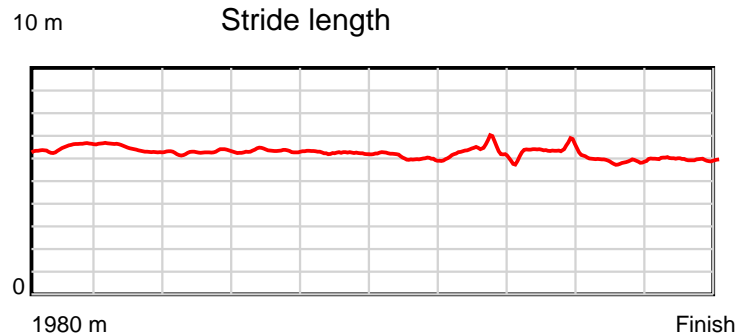
Disclaimer.

HRNZ and NZMTC and Thoroughbred Ratings Pty Ltd accepts no responsibility for the completeness or accuracy of any of the information contained herein, and makes no representations about its suitability for any particular purpose. Users should make their own judgements about those matters and/or seek independent advice. You assume all risks associated with use of the data provided on this page.

Race Results

March 01, 2020, Race 2, RURAL LIVESTOCK MOBILE PACE, Distance 1980m, Addington - Survey 1980m

Result	TAB no.	Horse (Barrier)	1980 to	1800m to	1600m to	1400m to	1200m to	1000m to	800m to	600m to	400m to	200m to	Total or	Margin
2nd	9	Smooth Debate (8)	1800m	1600m	1400m	1200m	1000m	800m	600m	400m	200m	WP	Average	
		Position in running (margin)	-	10(10.9)	10(12.4)	10(12.2)	10(11.7)	10(9.9)	10(9.0)	5(4.0)	5(4.1)	2(1.9)		3.60
		Sectional time (s)	13.77	14.37	14.56	14.44	14.99	15.85	14.00	14.85	14.98	14.60		
		Cumulative time (s)	146.41	132.64	118.27	103.71	89.27	74.28	58.43	44.43	29.58	14.60	2:26.41	
		Speed (m/s)	13.07	13.92	13.74	13.85	13.34	12.62	14.29	13.47	13.35	13.70	13.52	
		Stride length (m)	6.43	6.24	6.20	6.30	6.13	5.85	6.26	6.19	5.89	5.98	6.14	
		Stride duration (s)	0.421	0.448	0.451	0.455	0.460	0.463	0.438	0.459	0.441	0.437	0.454	
		Stride efficiency (%)	64.64	60.80	59.98	62.12	58.81	53.39	61.23	59.79	54.18	55.97	58.89	
		Stride count	27.99	32.06	32.28	31.72	32.60	34.22	31.95	32.33	33.97	33.42	322.54	



Note: Horizontal distance axis grid lines are 200m furlongs.

Disclaimer.

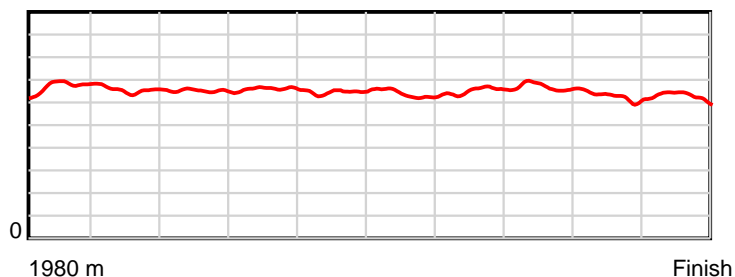
HRNZ and NZMTC and Thoroughbred Ratings Pty Ltd accepts no responsibility for the completeness or accuracy of any of the information contained herein, and makes no representations about its suitability for any particular purpose. Users should make their own judgements about those matters and/or seek independent advice. You assume all risks associated with use of the data provided on this page.

Race Results

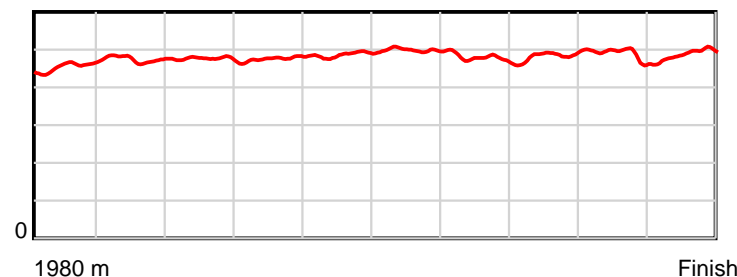
March 01, 2020, Race 2, RURAL LIVESTOCK MOBILE PACE, Distance 1980m, Addington - Survey 1980m

Result	TAB no.	Horse (Barrier)	1980 to	1800m to	1600m to	1400m to	1200m to	1000m to	800m to	600m to	400m to	200m to	Total or	Margin
3rd	4	Offthebench (3)	1800m	1600m	1400m	1200m	1000m	800m	600m	400m	200m	WP	Average	
		Position in running (margin)	-	3(2.2)	5(5.0)	5(6.1)	5(5.4)	6(5.0)	6(4.2)	4(2.5)	3(1.5)	4(3.2)		10.30
		Sectional time (s)	12.28	14.58	14.77	14.42	15.23	15.87	14.56	14.66	15.62	15.65		
		Cumulative time (s)	147.64	135.36	120.78	106.01	91.59	76.36	60.49	45.93	31.27	15.65	2:27.64	
		Speed (m/s)	14.66	13.72	13.54	13.87	13.13	12.60	13.74	13.64	12.80	12.78	13.41	
		Stride length (m)	6.75	6.52	6.44	6.61	6.39	6.29	6.55	6.63	6.22	6.26	6.46	
		Stride duration (s)	0.456	0.475	0.475	0.476	0.486	0.499	0.477	0.486	0.486	0.490	0.481	
		Stride efficiency (%)	71.14	66.34	64.77	68.22	63.75	61.83	67.03	68.59	60.51	61.26	65.16	
		Stride count	26.68	30.70	31.06	30.27	31.31	31.80	30.54	30.19	32.14	31.94	306.63	

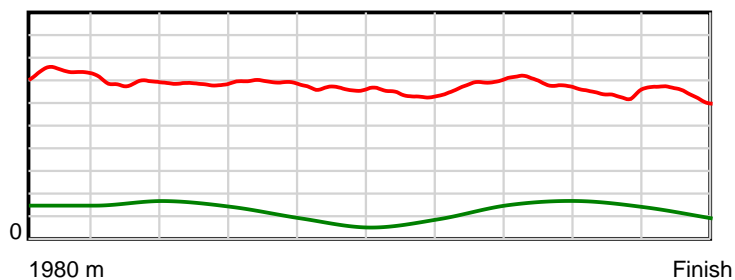
10 m Stride length



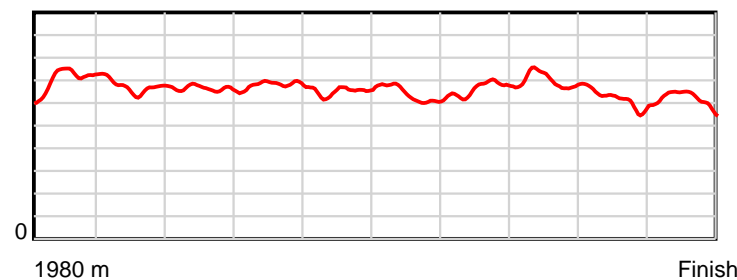
0.6 s Stride duration



20 m/sec Speed



100 % Stride efficiency



Note: Horizontal distance axis grid lines are 200m furlongs.

Disclaimer.

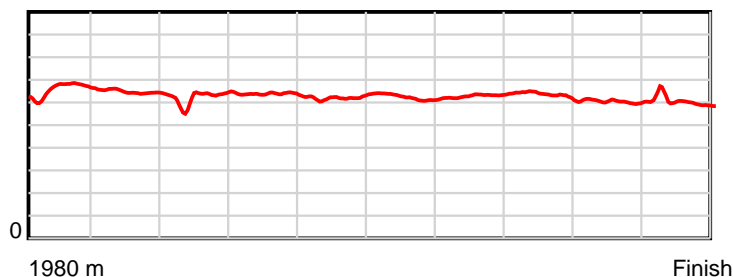
HRNZ and NZMTC and Thoroughbred Ratings Pty Ltd accepts no responsibility for the completeness or accuracy of any of the information contained herein, and makes no representations about its suitability for any particular purpose. Users should make their own judgements about those matters and/or seek independent advice. You assume all risks associated with use of the data provided on this page.

Race Results

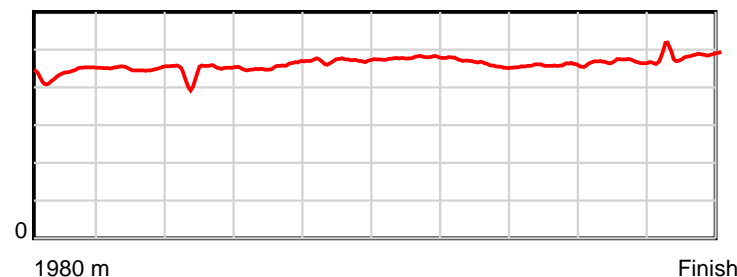
March 01, 2020, Race 2, RURAL LIVESTOCK MOBILE PACE, Distance 1980m, Addington - Survey 1980m

Result	TAB no.	Horse (Barrier)	1980 to	1800m to	1600m to	1400m to	1200m to	1000m to	800m to	600m to	400m to	200m to	Total or	Margin
4th	5	Calypso Rock (4)	1800m	1600m	1400m	1200m	1000m	800m	600m	400m	200m	WP	Average	
		Position in running (margin)	-	1(0.0)	1(0.0)	1(0.0)	1(0.0)	2(0.9)	1(0.0)	1(0.0)	2(0.3)	3(2.1)		11.20
		Sectional time (s)	11.79	14.11	14.59	14.53	15.46	15.85	14.84	14.88	15.65	16.11		
		Cumulative time (s)	147.81	136.02	121.91	107.32	92.79	77.33	61.48	46.64	31.76	16.11	2:27.81	
		Speed (m/s)	15.27	14.17	13.71	13.76	12.94	12.62	13.48	13.44	12.78	12.41	13.40	
		Stride length (m)	6.63	6.37	6.08	6.27	6.10	6.03	6.23	6.16	5.98	6.02	6.18	
		Stride duration (s)	0.437	0.450	0.443	0.456	0.471	0.478	0.462	0.458	0.468	0.485	0.461	
		Stride efficiency (%)	68.77	63.51	57.75	61.53	58.05	56.86	60.59	59.27	55.88	56.72	59.65	
		Stride count	27.13	31.37	32.90	31.87	32.81	33.16	32.12	32.47	33.45	33.20	320.48	

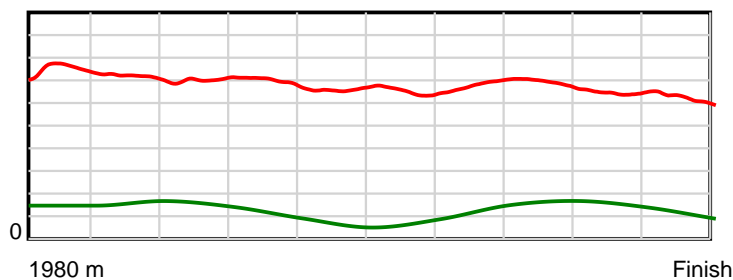
10 m Stride length



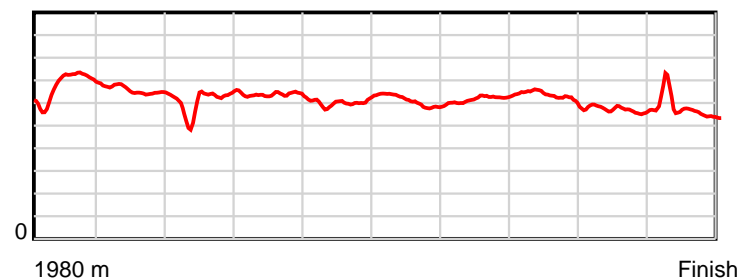
0.6 s Stride duration



20 m/sec Speed



100 % Stride efficiency



Note: Horizontal distance axis grid lines are 200m furlongs.

Disclaimer.

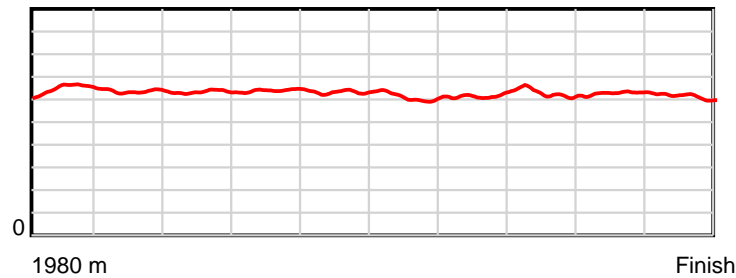
HRNZ and NZMTC and Thoroughbred Ratings Pty Ltd accepts no responsibility for the completeness or accuracy of any of the information contained herein, and makes no representations about its suitability for any particular purpose. Users should make their own judgements about those matters and/or seek independent advice. You assume all risks associated with use of the data provided on this page.

Race Results

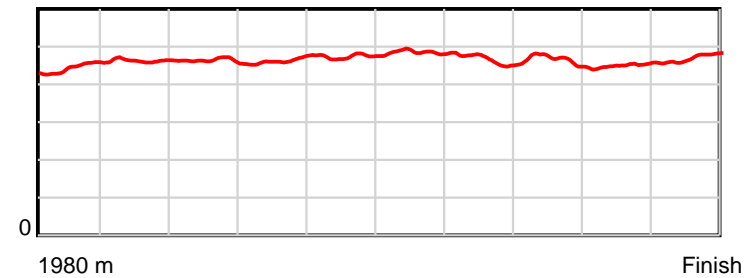
March 01, 2020, Race 2, RURAL LIVESTOCK MOBILE PACE, Distance 1980m, Addington - Survey 1980m

Result	TAB no.	Horse (Barrier)	1980 to	1800m to	1600m to	1400m to	1200m to	1000m to	800m to	600m to	400m to	200m to	Total or	Margin
5th	11	Nadira Franco (10)	1800m	1600m	1400m	1200m	1000m	800m	600m	400m	200m	WP	Average	
		Position in running (margin)	-	9(5.4)	8(8.6)	8(8.7)	8(8.4)	7(6.0)	8(6.0)	9(8.1)	9(10.6)	6(6.5)		12.30
		Sectional time (s)	12.70	14.65	14.60	14.47	14.91	16.00	15.18	15.26	14.64	15.60		
		Cumulative time (s)	148.01	135.31	120.66	106.06	91.59	76.68	60.68	45.50	30.24	15.60	2:28.01	
		Speed (m/s)	14.17	13.65	13.70	13.82	13.41	12.50	13.18	13.11	13.66	12.82	13.38	
		Stride length (m)	6.52	6.32	6.36	6.38	6.35	6.06	6.14	6.09	6.15	6.03	6.23	
		Stride duration (s)	0.444	0.463	0.464	0.462	0.474	0.485	0.466	0.465	0.450	0.471	0.466	
		Stride efficiency (%)	66.37	62.36	63.11	63.61	63.07	57.41	58.98	58.02	59.06	56.91	60.72	
		Stride count	27.62	31.66	31.47	31.35	31.48	33.00	32.56	32.82	32.53	33.14	317.63	

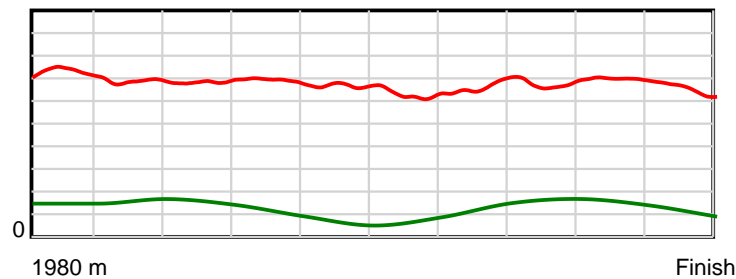
10 m Stride length



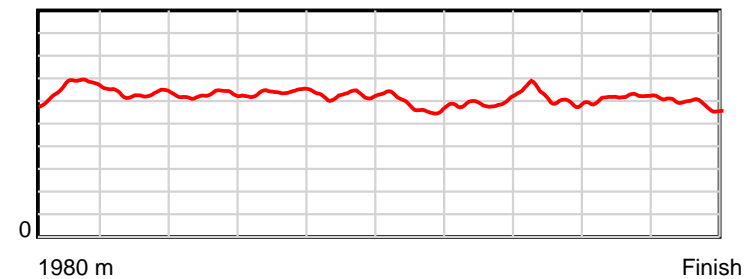
0.6 s Stride duration



20 m/sec Speed



100 % Stride efficiency



Note: Horizontal distance axis grid lines are 200m furlongs.

Disclaimer.

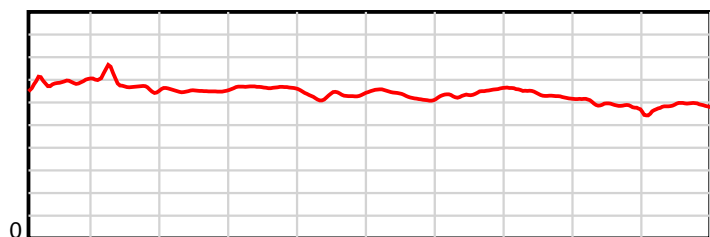
HRNZ and NZMTC and Thoroughbred Ratings Pty Ltd accepts no responsibility for the completeness or accuracy of any of the information contained herein, and makes no representations about its suitability for any particular purpose. Users should make their own judgements about those matters and/or seek independent advice. You assume all risks associated with use of the data provided on this page.

Race Results

March 01, 2020, Race 2, RURAL LIVESTOCK MOBILE PACE, Distance 1980m, Addington - Survey 1980m

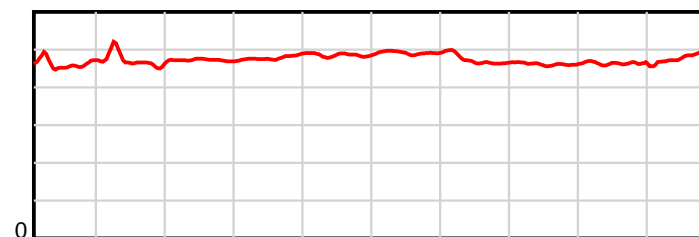
Result	TAB no.	Horse (Barrier)	1980 to	1800m to	1600m to	1400m to	1200m to	1000m to	800m to	600m to	400m to	200m to	Total or	Margin
6th	7	Cheapcheap (6)	1800m	1600m	1400m	1200m	1000m	800m	600m	400m	200m	WP	Average	
		Position in running (margin)	-	4(2.2)	3(2.4)	3(2.3)	3(1.2)	4(2.6)	4(2.9)	2(0.6)	1(0.0)	5(4.2)		14.90
		Sectional time (s)	12.13	14.14	14.57	14.34	15.54	16.05	14.46	14.73	16.03	16.51		
		Cumulative time (s)	148.50	136.37	122.23	107.66	93.32	77.78	61.73	47.27	32.54	16.51	2:28.50	
		Speed (m/s)	14.84	14.14	13.73	13.95	12.87	12.46	13.83	13.58	12.48	12.11	13.33	
		Stride length (m)	6.86	6.65	6.48	6.69	6.25	6.14	6.49	6.27	5.76	5.84	6.32	
		Stride duration (s)	0.460	0.470	0.472	0.480	0.486	0.492	0.469	0.462	0.462	0.482	0.474	
		Stride efficiency (%)	73.45	69.04	65.63	69.98	61.05	58.85	65.83	61.44	51.90	53.30	62.39	
		Stride count	26.25	30.09	30.86	29.89	32.00	32.59	30.82	31.90	34.70	34.25	313.35	

10 m Stride length



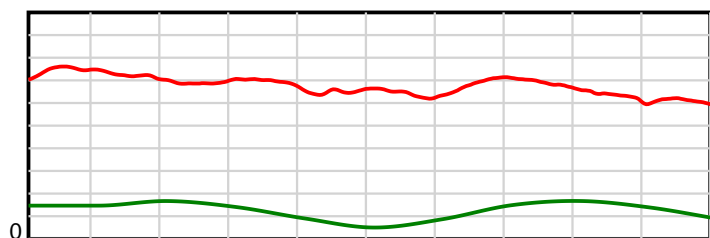
1980 m Finish

0.6 s Stride duration



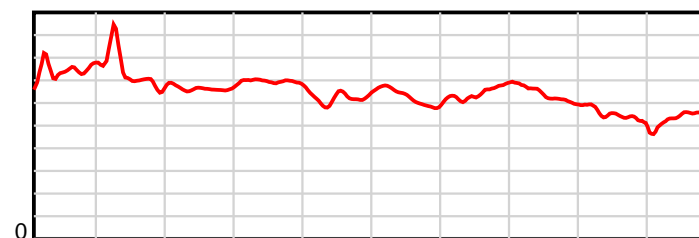
1980 m Finish

20 m/sec Speed



1980 m Finish

100 % Stride efficiency



1980 m Finish

Note: Horizontal distance axis grid lines are 200m furlongs.

Disclaimer.

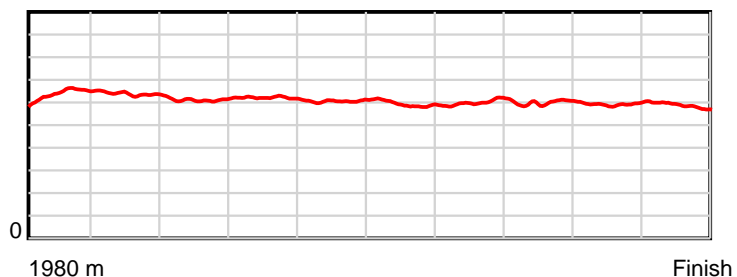
HRNZ and NZMTC and Thoroughbred Ratings Pty Ltd accepts no responsibility for the completeness or accuracy of any of the information contained herein, and makes no representations about its suitability for any particular purpose. Users should make their own judgements about those matters and/or seek independent advice. You assume all risks associated with use of the data provided on this page.

Race Results

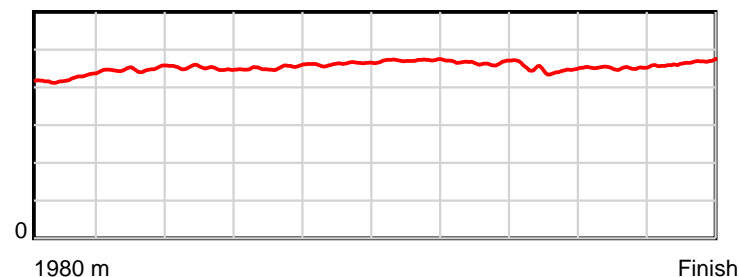
March 01, 2020, Race 2, RURAL LIVESTOCK MOBILE PACE, Distance 1980m, Addington - Survey 1980m

Result	TAB no.	Horse (Barrier)	1980 to	1800m to	1600m to	1400m to	1200m to	1000m to	800m to	600m to	400m to	200m to	Total or	Margin
7th	10	Le Tissier (9)	1800m	1600m	1400m	1200m	1000m	800m	600m	400m	200m	WP	Average	
		Position in running (margin)	-	5(2.6)	4(2.9)	4(3.0)	4(3.4)	3(2.1)	3(1.8)	7(5.5)	6(7.8)	7(7.4)		15.40
		Sectional time (s)	12.19	14.15	14.60	14.59	15.09	15.96	15.46	15.22	15.26	16.06		
		Cumulative time (s)	148.58	136.39	122.24	107.64	93.05	77.96	62.00	46.54	31.32	16.06	2:28.58	
		Speed (m/s)	14.77	14.13	13.70	13.71	13.25	12.53	12.94	13.14	13.11	12.45	13.33	
		Stride length (m)	6.44	6.33	6.18	6.20	6.13	5.91	6.02	5.89	5.92	5.79	6.07	
		Stride duration (s)	0.424	0.448	0.451	0.453	0.462	0.472	0.466	0.448	0.452	0.465	0.456	
		Stride efficiency (%)	64.72	62.71	59.64	60.13	58.64	54.60	56.71	54.18	54.82	52.37	57.60	
		Stride count	27.97	31.57	32.37	32.24	32.65	33.84	33.20	33.96	33.77	34.55	326.12	

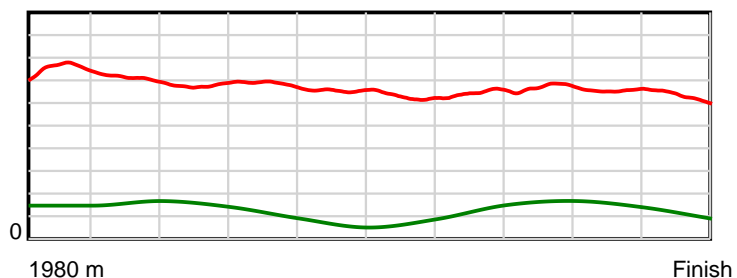
10 m Stride length



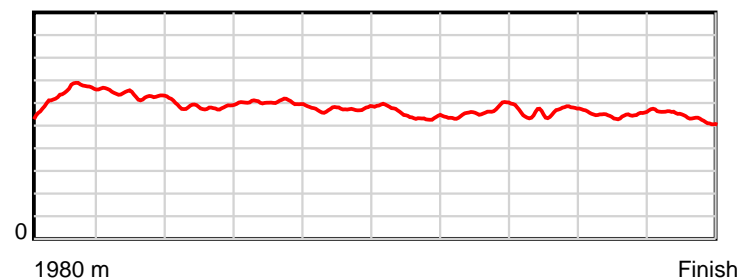
0.6 s Stride duration



20 m/sec Speed



100 % Stride efficiency



Note: Horizontal distance axis grid lines are 200m furlongs.

Disclaimer.

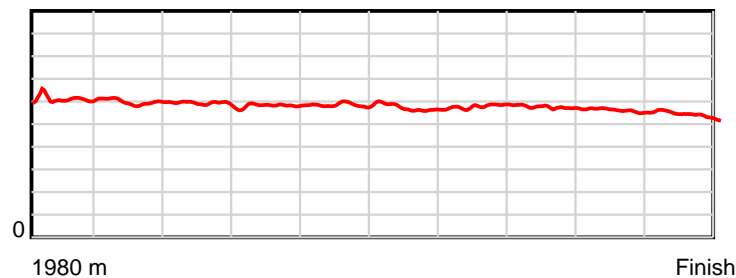
HRNZ and NZMTC and Thoroughbred Ratings Pty Ltd accepts no responsibility for the completeness or accuracy of any of the information contained herein, and makes no representations about its suitability for any particular purpose. Users should make their own judgements about those matters and/or seek independent advice. You assume all risks associated with use of the data provided on this page.

Race Results

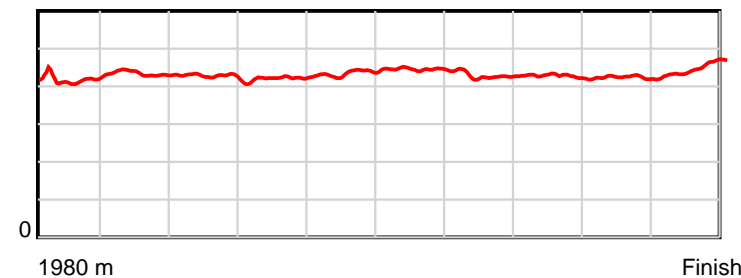
March 01, 2020, Race 2, RURAL LIVESTOCK MOBILE PACE, Distance 1980m, Addington - Survey 1980m

Result	TAB no.	Horse (Barrier)	1980 to	1800m to	1600m to	1400m to	1200m to	1000m to	800m to	600m to	400m to	200m to	Total or	Margin
8th	6	The Rhythm Of ... (5)	1800m	1600m	1400m	1200m	1000m	800m	600m	400m	200m	WP	Average	
		Position in running (margin)	-	6(3.3)	7(7.9)	7(8.4)	7(8.2)	8(6.3)	7(5.8)	8(5.6)	7(8.6)	8(9.0)		20.90
		Sectional time (s)	12.50	14.89	14.67	14.49	14.99	15.92	14.80	15.32	15.41	16.61		
		Cumulative time (s)	149.60	137.10	122.21	107.54	93.05	78.06	62.14	47.34	32.02	16.61	2:29.60	
		Speed (m/s)	14.40	13.43	13.63	13.80	13.34	12.56	13.51	13.05	12.98	12.04	13.24	
		Stride length (m)	6.07	5.83	5.83	5.81	5.81	5.59	5.79	5.57	5.50	5.42	5.71	
		Stride duration (s)	0.416	0.434	0.427	0.421	0.435	0.445	0.428	0.426	0.424	0.450	0.432	
		Stride efficiency (%)	57.53	53.13	53.08	52.74	52.71	48.79	52.31	48.43	47.35	45.88	50.97	
		Stride count	29.67	34.30	34.32	34.43	34.44	35.79	34.57	35.93	36.33	36.91	346.69	

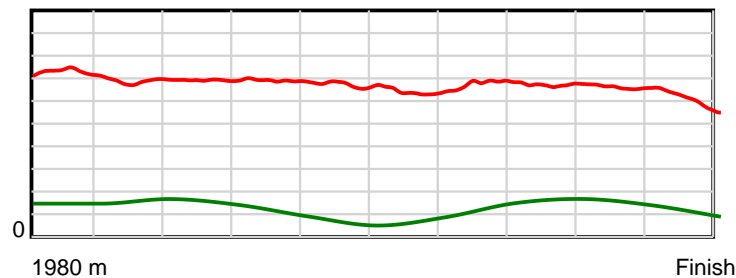
10 m Stride length



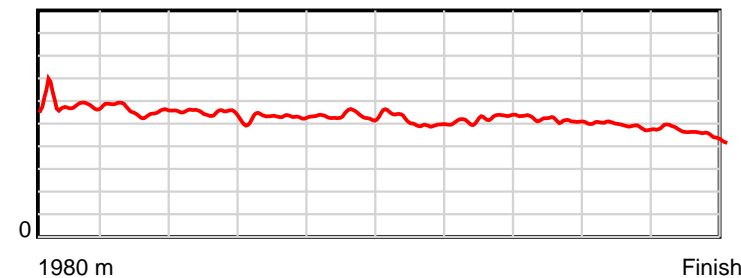
0.6 s Stride duration



20 m/sec Speed



100 % Stride efficiency



Note: Horizontal distance axis grid lines are 200m furlongs.

Disclaimer.

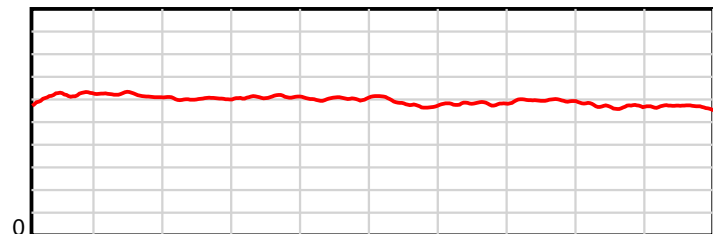
HRNZ and NZMTC and Thoroughbred Ratings Pty Ltd accepts no responsibility for the completeness or accuracy of any of the information contained herein, and makes no representations about its suitability for any particular purpose. Users should make their own judgements about those matters and/or seek independent advice. You assume all risks associated with use of the data provided on this page.

Race Results

March 01, 2020, Race 2, RURAL LIVESTOCK MOBILE PACE, Distance 1980m, Addington - Survey 1980m

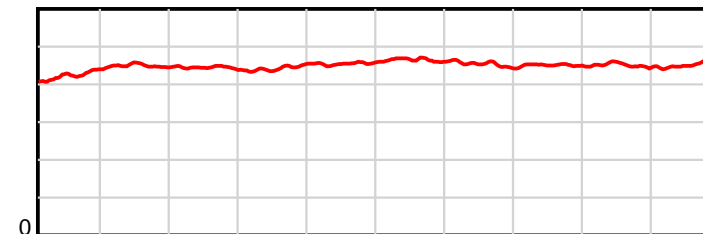
Result	TAB no.	Horse (Barrier)	1980 to	1800m to	1600m to	1400m to	1200m to	1000m to	800m to	600m to	400m to	200m to	Total or	Margin
9th	3	Abby Golightly (2)	1800m	1600m	1400m	1200m	1000m	800m	600m	400m	200m	WP	Average	
		Position in running (margin)	-	7(3.8)	6(6.3)	6(6.7)	6(6.1)	5(4.3)	5(4.0)	10(8.2)	10(11.4)	9(15.0)		23.60
		Sectional time (s)	12.58	14.53	14.65	14.43	15.01	15.95	15.55	15.35	15.94	16.11		
		Cumulative time (s)	150.10	137.52	122.99	108.34	93.91	78.90	62.95	47.40	32.05	16.11	2:30.10	
		Speed (m/s)	14.31	13.76	13.65	13.86	13.32	12.54	12.86	13.03	12.55	12.41	13.19	
		Stride length (m)	6.18	6.18	6.07	6.14	6.06	5.82	5.83	5.87	5.66	5.67	5.94	
		Stride duration (s)	0.424	0.449	0.445	0.443	0.455	0.464	0.453	0.451	0.451	0.457	0.450	
		Stride efficiency (%)	59.70	59.72	57.56	58.87	57.38	52.96	53.09	53.83	50.02	50.18	55.12	
		Stride count	29.12	32.35	32.95	32.58	33.00	34.36	34.31	34.08	35.35	35.29	333.39	

10 m Stride length



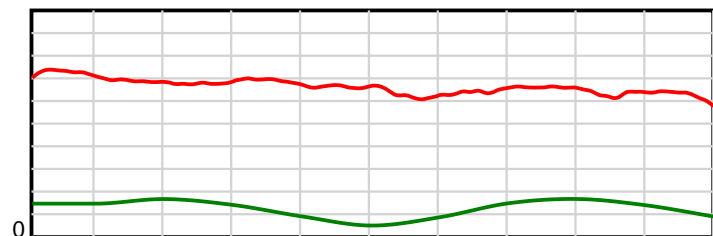
1980 m Finish

0.6 s Stride duration



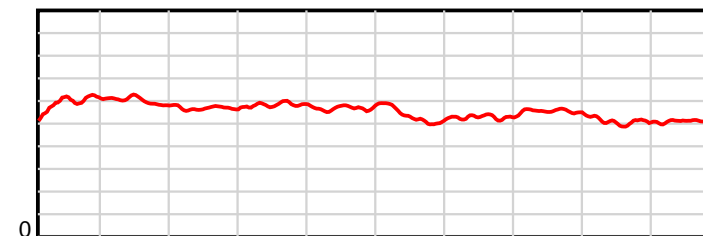
1980 m Finish

20 m/sec Speed



1980 m Finish

100 % Stride efficiency



1980 m Finish

Note: Horizontal distance axis grid lines are 200m furlongs.

Disclaimer.

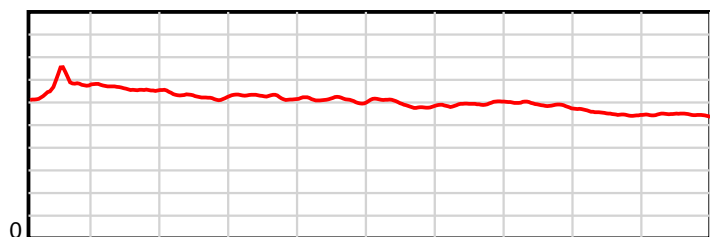
HRNZ and NZMTC and Thoroughbred Ratings Pty Ltd accepts no responsibility for the completeness or accuracy of any of the information contained herein, and makes no representations about its suitability for any particular purpose. Users should make their own judgements about those matters and/or seek independent advice. You assume all risks associated with use of the data provided on this page.

Race Results

March 01, 2020, Race 2, RURAL LIVESTOCK MOBILE PACE, Distance 1980m, Addington - Survey 1980m

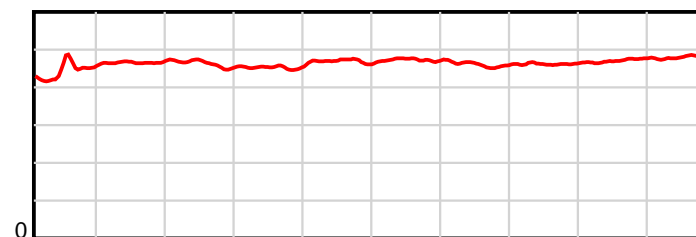
Result	TAB no.	Horse (Barrier)	1980 to	1800m to	1600m to	1400m to	1200m to	1000m to	800m to	600m to	400m to	200m to	Total or	Margin
10th	1	With The Stars (1)	1800m	1600m	1400m	1200m	1000m	800m	600m	400m	200m	WP	Average	
		Position in running (margin)	-	2(0.7)	2(0.9)	2(1.6)	2(1.0)	1(0.0)	2(0.2)	6(4.4)	8(9.8)	10(18.3)		34.80
		Sectional time (s)	12.04	14.14	14.71	14.43	15.14	16.04	15.54	15.73	16.75	17.66		
		Cumulative time (s)	152.18	140.14	126.00	111.29	96.86	81.72	65.68	50.14	34.41	17.66	2:32.18	
		Speed (m/s)	14.95	14.14	13.60	13.86	13.21	12.47	12.87	12.71	11.94	11.33	13.01	
		Stride length (m)	6.74	6.59	6.28	6.28	6.20	5.89	5.93	5.87	5.63	5.48	6.06	
		Stride duration (s)	0.443	0.466	0.461	0.453	0.469	0.473	0.461	0.462	0.471	0.484	0.466	
		Stride efficiency (%)	71.08	67.94	61.53	61.65	60.06	54.30	54.92	53.88	49.51	46.95	57.38	
		Stride count	26.69	30.33	31.87	31.84	32.26	33.93	33.74	34.06	35.53	36.49	326.74	

10 m Stride length



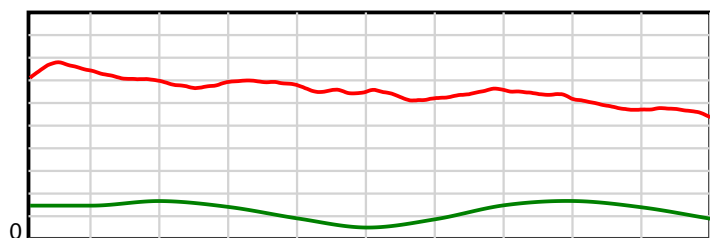
1980 m Finish

0.6 s Stride duration



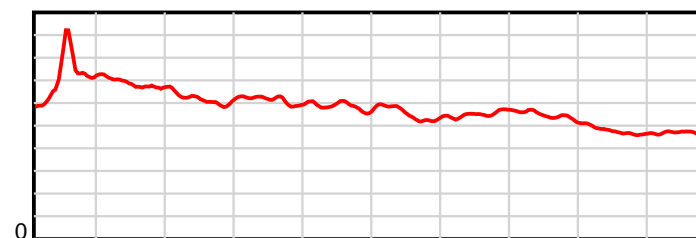
1980 m Finish

20 m/sec Speed



1980 m Finish

100 % Stride efficiency



1980 m Finish

Note: Horizontal distance axis grid lines are 200m furlongs.

Disclaimer.

HRNZ and NZMTC and Thoroughbred Ratings Pty Ltd accepts no responsibility for the completeness or accuracy of any of the information contained herein, and makes no representations about its suitability for any particular purpose. Users should make their own judgements about those matters and/or seek independent advice. You assume all risks associated with use of the data provided on this page.



Race Results



March 01, 2020, Race 3, GLEN HILL BUILDERS TROT, Distance 2600m, Addington - Survey 3200m

Result	TAB no.	Horse (Barrier)	2600 to	2400m to
1st	10	She's Allthe C... (9)	2400m	2200m
		Position in running (margin)	-	3(2.5)
		Sectional time (s)	17.30	16.44
		Cumulative time (s)	201.51	184.21
		Speed (m/s)	11.56	12.17
		Stride length (m)	5.38	5.69
		Stride duration (s)	0.459	0.468
		Stride efficiency (%)	45.18	50.63
		Stride count	37.20	35.14

Disclaimer.

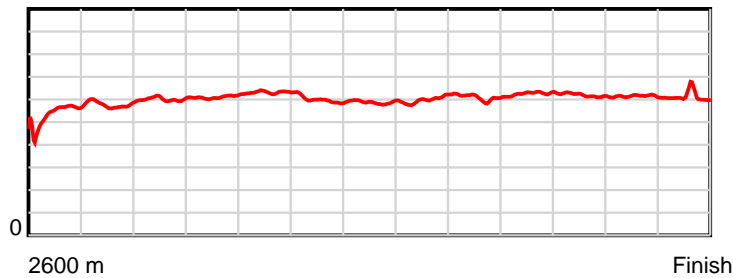
HRNZ and NZMTC and Thoroughbred Ratings Pty Ltd accepts no responsibility for the completeness or accuracy of any of the information contained herein, and makes no representations about its suitability for any particular purpose. Users should make their own judgements about those matters and/or seek independent advice. You assume all risks associated with use of the data provided on this page.

Race Results

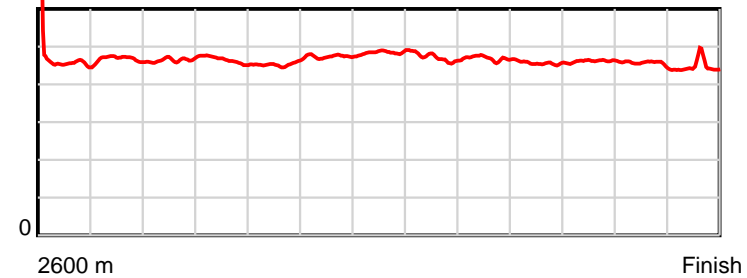
March 01, 2020, Race 3, GLEN HILL BUILDERS TROT, Distance 2600m, Addington - Survey 3200m

Result	TAB no.	Horse (Barrier)	2200m to	2000m to	1800m to	1600m to	1400m to	1200m to	1000m to	800m to	600m to	400m to	200m to	Total or	Margin
1st	10	She's Allthe C... (9)	2000m	1800m	1600m	1400m	1200m	1000m	800m	600m	400m	200m	WP	Average	
		Position in running (margin)	4(7.9)	4(6.4)	7(6.3)	5(6.3)	6(6.3)	7(6.0)	7(6.0)	8(5.9)	8(6.2)	6(9.1)	4(7.3)		0.00
		Sectional time (s)	15.56	15.17	14.40	15.78	16.40	15.66	15.39	14.57	15.08	15.03	14.73		
		Cumulative time (s)	167.77	152.21	137.04	122.64	106.86	90.46	74.80	59.41	44.84	29.76	14.73	3:21.51	
		Speed (m/s)	12.85	13.18	13.89	12.67	12.20	12.77	13.00	13.73	13.26	13.31	13.58	12.90	
		Stride length (m)	5.98	6.12	6.30	6.01	5.91	6.01	6.10	6.26	6.12	6.06	6.04	5.99	
		Stride duration (s)	0.465	0.464	0.454	0.474	0.485	0.471	0.470	0.456	0.461	0.455	0.445	0.464	
		Stride efficiency (%)	55.85	58.55	61.98	56.37	54.62	56.53	58.16	61.29	58.49	57.31	57.04	56.05	
		Stride count	33.45	32.67	31.76	33.30	33.83	33.25	32.78	31.93	32.69	33.02	33.10	434.12	

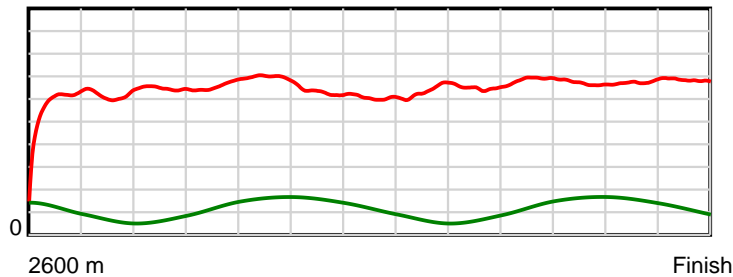
10 m Stride length



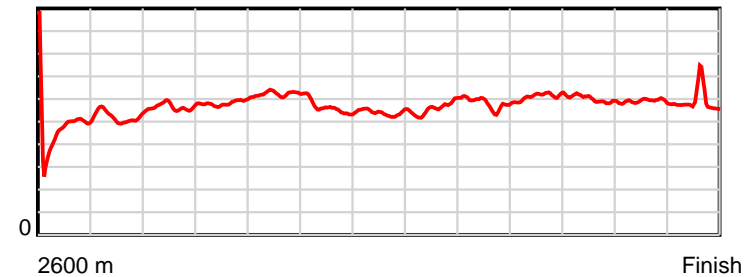
0.6 s Stride duration



20 m/sec Speed



100 % Stride efficiency



Note: Horizontal distance axis grid lines are 200m furlongs.

Disclaimer.

HRNZ and NZMTC and Thoroughbred Ratings Pty Ltd accepts no responsibility for the completeness or accuracy of any of the information contained herein, and makes no representations about its suitability for any particular purpose. Users should make their own judgements about those matters and/or seek independent advice. You assume all risks associated with use of the data provided on this page.



Race Results



March 01, 2020, Race 3, GLEN HILL BUILDERS TROT, Distance 2600m, Addington - Survey 3200m

Result	TAB no.	Horse (Barrier)	2600 to	2400m to
2nd	12	Grand Princess (11)	2400m	2200m
		Position in running (margin)	-	9(11.2)
		Sectional time (s)	18.73	16.07
		Cumulative time (s)	201.47	182.74
		Speed (m/s)	10.68	12.45
		Stride length (m)	5.12	5.53
		Stride duration (s)	0.449	0.445
		Stride efficiency (%)	41.03	47.83
		Stride count	39.03	36.15

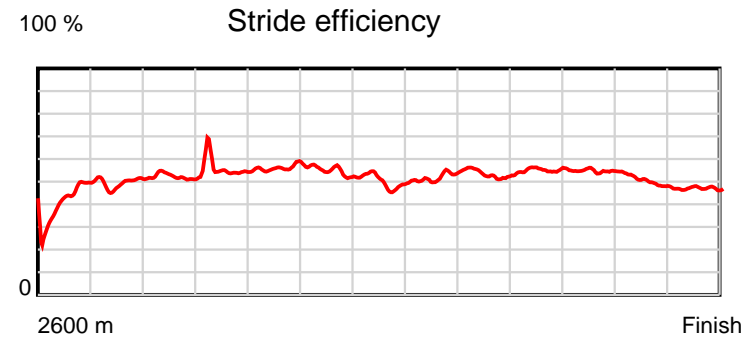
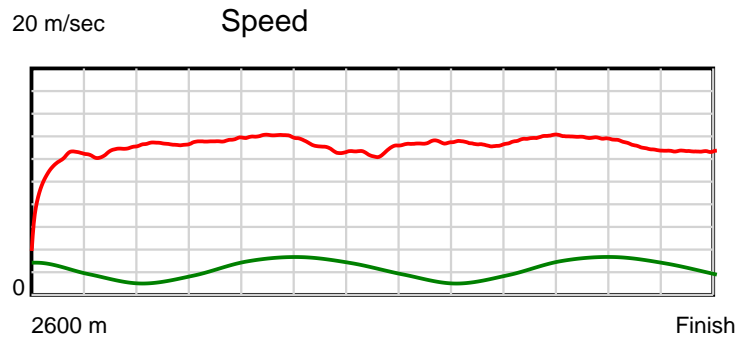
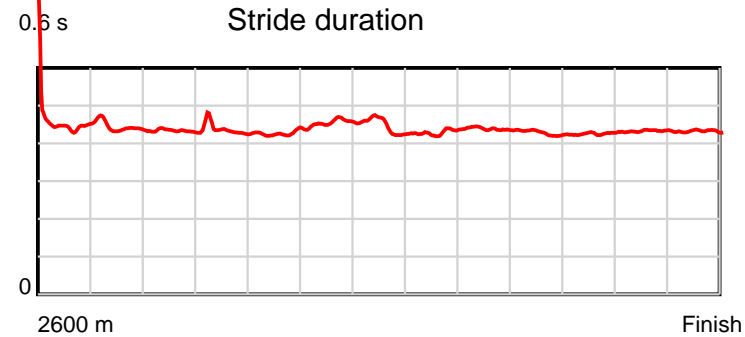
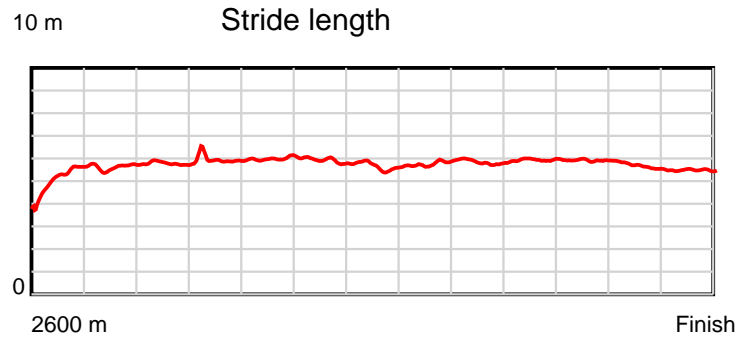
Disclaimer.

HRNZ and NZMTC and Thoroughbred Ratings Pty Ltd accepts no responsibility for the completeness or accuracy of any of the information contained herein, and makes no representations about its suitability for any particular purpose. Users should make their own judgements about those matters and/or seek independent advice. You assume all risks associated with use of the data provided on this page.

Race Results

March 01, 2020, Race 3, GLEN HILL BUILDERS TROT, Distance 2600m, Addington - Survey 3200m

Result	TAB no.	Horse (Barrier)	2200m to	2000m to	1800m to	1600m to	1400m to	1200m to	1000m to	800m to	600m to	400m to	200m to	Total or	Margin
2nd	12	Grand Princess (11)	2000m	1800m	1600m	1400m	1200m	1000m	800m	600m	400m	200m	WP	Average	
		Position in running (margin)	9(14.4)	9(11.7)	9(8.6)	7(9.6)	7(8.0)	5(4.2)	2(0.7)	2(0.6)	1(0.0)	1(0.0)	1(0.0)		0.30
		Sectional time (s)	15.35	14.68	14.56	15.54	15.80	15.09	15.39	14.43	14.60	15.33	15.90		
		Cumulative time (s)	166.67	151.32	136.64	122.08	106.54	90.74	75.65	60.26	45.83	31.23	15.90	3:21.47	
		Speed (m/s)	13.03	13.62	13.74	12.87	12.66	13.25	13.00	13.86	13.70	13.05	12.58	12.91	
		Stride length (m)	5.64	5.93	5.87	5.86	5.64	5.69	5.70	5.92	5.84	5.64	5.44	5.67	
		Stride duration (s)	0.433	0.435	0.427	0.455	0.446	0.429	0.438	0.427	0.426	0.433	0.432	0.439	
		Stride efficiency (%)	49.78	55.00	53.86	53.61	49.78	50.56	50.74	54.73	53.26	49.76	46.18	50.24	
		Stride count	35.44	33.71	34.07	34.15	35.44	35.16	35.10	33.79	34.26	35.44	36.79	458.53	



Note: Horizontal distance axis grid lines are 200m furlongs.

Disclaimer.

HRNZ and NZMTC and Thoroughbred Ratings Pty Ltd accepts no responsibility for the completeness or accuracy of any of the information contained herein, and makes no representations about its suitability for any particular purpose. Users should make their own judgements about those matters and/or seek independent advice. You assume all risks associated with use of the data provided on this page.



Race Results



March 01, 2020, Race 3, GLEN HILL BUILDERS TROT, Distance 2600m, Addington - Survey 3200m

Result	TAB no.	Horse (Barrier)	2600 to	2400m to
3rd	6	Majestic Sunse... (5)	2400m	2200m
		Position in running (margin)	-	4(2.8)
		Sectional time (s)	17.36	15.83
		Cumulative time (s)	202.33	184.97
		Speed (m/s)	11.52	12.63
		Stride length (m)	5.44	5.94
		Stride duration (s)	0.453	0.470
		Stride efficiency (%)	46.30	55.13
		Stride count	36.74	33.67

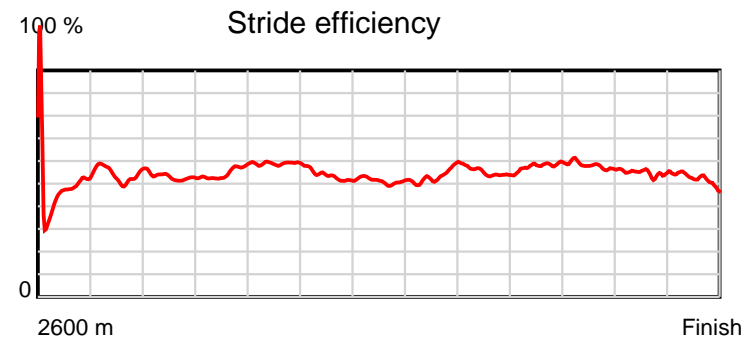
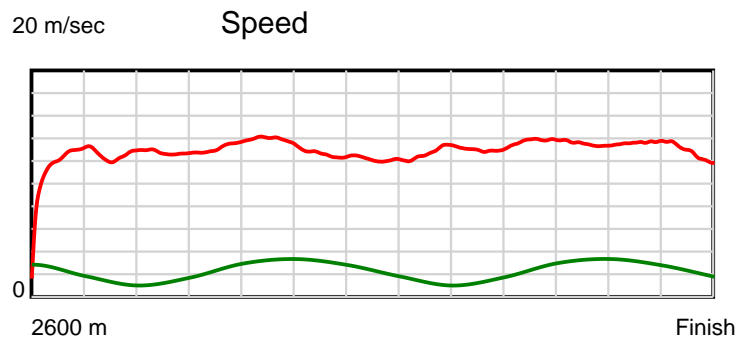
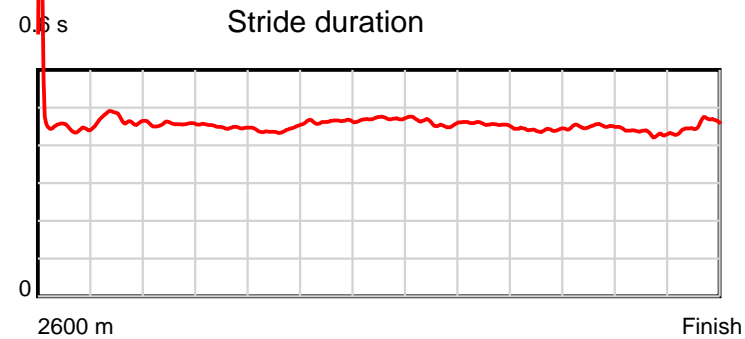
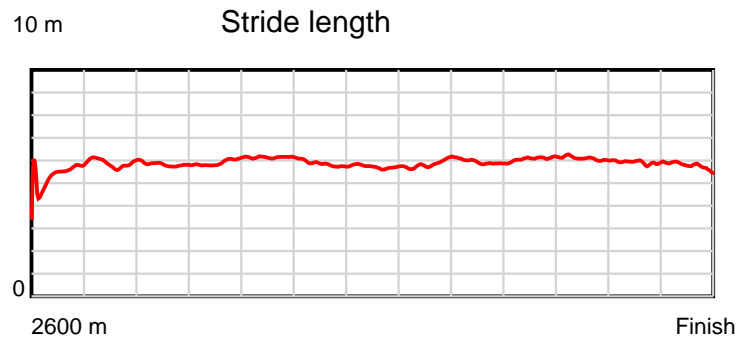
Disclaimer.

HRNZ and NZMTC and Thoroughbred Ratings Pty Ltd accepts no responsibility for the completeness or accuracy of any of the information contained herein, and makes no representations about its suitability for any particular purpose. Users should make their own judgements about those matters and/or seek independent advice. You assume all risks associated with use of the data provided on this page.

Race Results

March 01, 2020, Race 3, GLEN HILL BUILDERS TROT, Distance 2600m, Addington - Survey 3200m

Result	TAB no.	Horse (Barrier)	2200m to	2000m to	1800m to	1600m to	1400m to	1200m to	1000m to	800m to	600m to	400m to	200m to	Total or	Margin
3rd	6	Majestic Sunse... (5)	2000m	1800m	1600m	1400m	1200m	1000m	800m	600m	400m	200m	WP	Average	
		Position in running (margin)	3(4.6)	3(4.3)	5(3.9)	3(4.6)	4(4.5)	4(4.1)	5(3.8)	5(4.2)	5(4.1)	5(7.4)	2(4.7)		5.30
		Sectional time (s)	15.76	15.12	14.51	15.78	16.37	15.61	15.48	14.51	15.15	14.88	15.97		
		Cumulative time (s)	169.14	153.38	138.26	123.75	107.97	91.60	75.99	60.51	46.00	30.85	15.97	3:22.33	
		Speed (m/s)	12.69	13.23	13.78	12.67	12.22	12.81	12.92	13.78	13.20	13.44	12.52	12.85	
		Stride length (m)	5.79	5.95	6.08	5.88	5.75	5.89	5.90	6.09	5.94	5.83	5.66	5.85	
		Stride duration (s)	0.456	0.450	0.441	0.464	0.471	0.460	0.457	0.442	0.450	0.434	0.452	0.455	
		Stride efficiency (%)	52.41	55.26	57.81	53.96	51.66	54.26	54.37	57.92	55.07	53.12	50.14	53.52	
		Stride count	34.54	33.63	32.88	34.04	34.79	33.94	33.91	32.85	33.69	34.30	35.31	444.29	



Note: Horizontal distance axis grid lines are 200m furlongs.

Disclaimer.

HRNZ and NZMTC and Thoroughbred Ratings Pty Ltd accepts no responsibility for the completeness or accuracy of any of the information contained herein, and makes no representations about its suitability for any particular purpose. Users should make their own judgements about those matters and/or seek independent advice. You assume all risks associated with use of the data provided on this page.



Race Results



March 01, 2020, Race 3, GLEN HILL BUILDERS TROT, Distance 2600m, Addington - Survey 3200m

Result	TAB no.	Horse (Barrier)	2600 to	2400m to
4th	9	Tequila Sunset (8)	2400m	2200m
		Position in running (margin)	-	8(9.0)
		Sectional time (s)	18.38	16.10
		Cumulative time (s)	202.38	184.00
		Speed (m/s)	10.88	12.42
		Stride length (m)	4.93	5.47
		Stride duration (s)	0.439	0.440
		Stride efficiency (%)	37.94	46.76
		Stride count	40.59	36.56

Disclaimer.

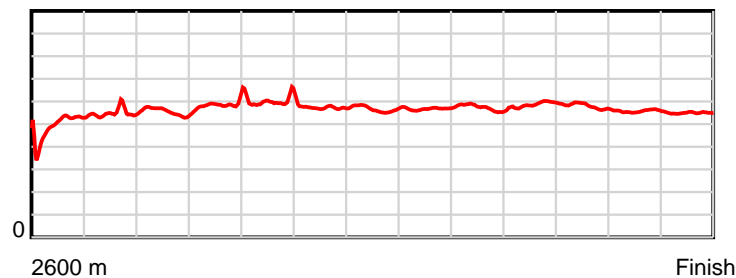
HRNZ and NZMTC and Thoroughbred Ratings Pty Ltd accepts no responsibility for the completeness or accuracy of any of the information contained herein, and makes no representations about its suitability for any particular purpose. Users should make their own judgements about those matters and/or seek independent advice. You assume all risks associated with use of the data provided on this page.

Race Results

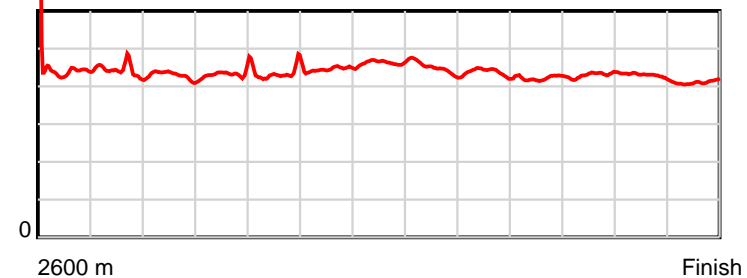
March 01, 2020, Race 3, GLEN HILL BUILDERS TROT, Distance 2600m, Addington - Survey 3200m

Result	TAB no.	Horse (Barrier)	2200m to	2000m to	1800m to	1600m to	1400m to	1200m to	1000m to	800m to	600m to	400m to	200m to	Total or	Margin
4th	9	Tequila Sunset (8)	2000m	1800m	1600m	1400m	1200m	1000m	800m	600m	400m	200m	WP	Average	
		Position in running (margin)	8(12.4)	8(10.9)	8(8.6)	8(10.1)	8(8.7)	9(8.4)	10(8.9)	10(8.4)	10(8.1)	8(10.6)	7(10.6)		5.40
		Sectional time (s)	15.57	14.80	14.64	15.57	16.39	15.74	15.33	14.47	15.02	15.33	15.04		
		Cumulative time (s)	167.90	152.33	137.53	122.89	107.32	90.93	75.19	59.86	45.39	30.37	15.04	3:22.38	
		Speed (m/s)	12.85	13.51	13.66	12.85	12.20	12.71	13.05	13.82	13.32	13.05	13.30	12.85	
		Stride length (m)	5.51	5.87	5.90	5.72	5.65	5.70	5.69	5.83	5.72	5.59	5.46	5.61	
		Stride duration (s)	0.429	0.434	0.432	0.445	0.463	0.448	0.436	0.422	0.430	0.428	0.411	0.436	
		Stride efficiency (%)	47.44	53.83	54.33	51.07	49.94	50.72	50.68	53.10	51.15	48.83	46.58	49.13	
		Stride count	36.30	34.07	33.92	34.98	35.38	35.10	35.12	34.31	34.96	35.78	36.63	463.70	

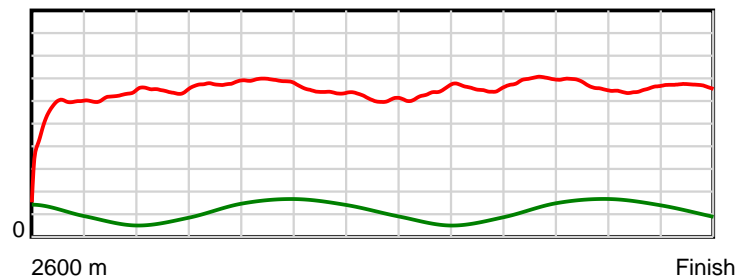
10 m Stride length



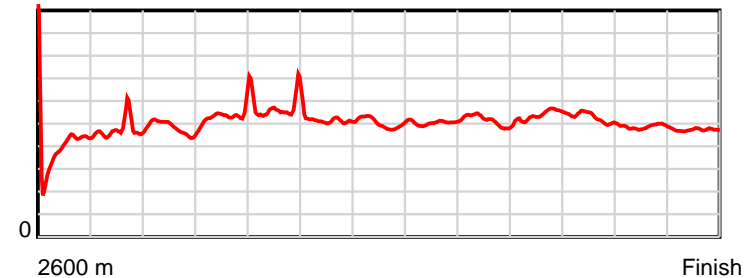
0.6 s Stride duration



20 m/sec Speed



100 % Stride efficiency



Note: Horizontal distance axis grid lines are 200m furlongs.

Disclaimer.

HRNZ and NZMTC and Thoroughbred Ratings Pty Ltd accepts no responsibility for the completeness or accuracy of any of the information contained herein, and makes no representations about its suitability for any particular purpose. Users should make their own judgements about those matters and/or seek independent advice. You assume all risks associated with use of the data provided on this page.



Race Results



March 01, 2020, Race 3, GLEN HILL BUILDERS TROT, Distance 2600m, Addington - Survey 3200m

Result	TAB no.	Horse (Barrier)	2600 to	2400m to
5th	1	Scrappylittlen... (1)	2400m	2200m
		Position in running (margin)	-	2(0.1)
		Sectional time (s)	16.87	15.98
		Cumulative time (s)	202.38	185.51
		Speed (m/s)	11.85	12.52
		Stride length (m)	5.32	5.74
		Stride duration (s)	0.449	0.459
		Stride efficiency (%)	44.26	51.49
		Stride count	37.58	34.84

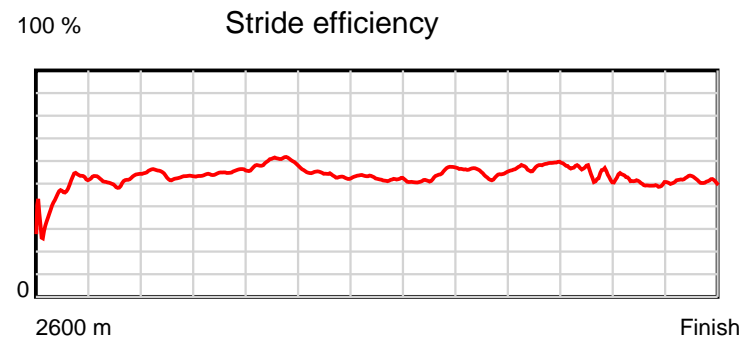
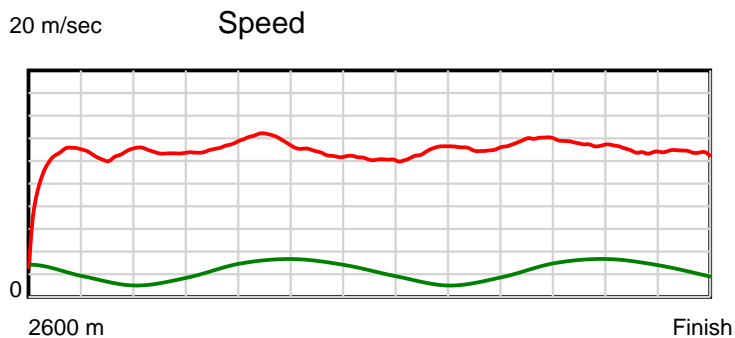
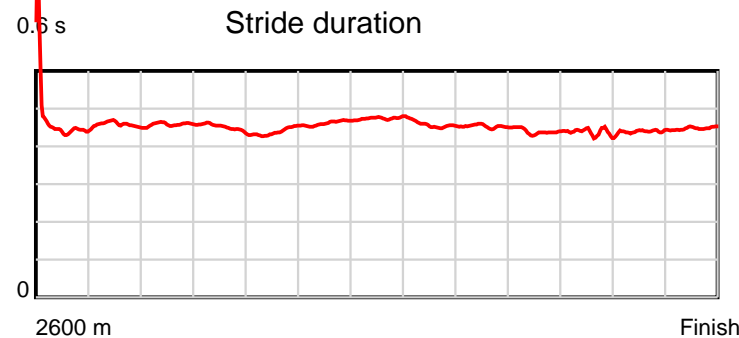
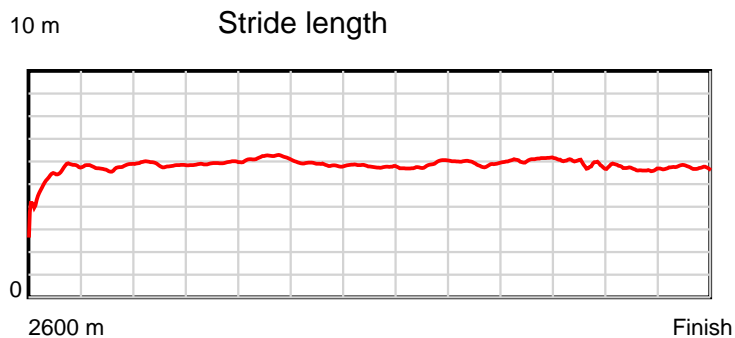
Disclaimer.

HRNZ and NZMTC and Thoroughbred Ratings Pty Ltd accepts no responsibility for the completeness or accuracy of any of the information contained herein, and makes no representations about its suitability for any particular purpose. Users should make their own judgements about those matters and/or seek independent advice. You assume all risks associated with use of the data provided on this page.

Race Results

March 01, 2020, Race 3, GLEN HILL BUILDERS TROT, Distance 2600m, Addington - Survey 3200m

Result	TAB no.	Horse (Barrier)	2200m to	2000m to	1800m to	1600m to	1400m to	1200m to	1000m to	800m to	600m to	400m to	200m to	Total or	Margin
5th	1	Scrappylittlen... (1)	2000m	1800m	1600m	1400m	1200m	1000m	800m	600m	400m	200m	WP	Average	
		Position in running (margin)	2(2.7)	2(2.2)	3(2.3)	2(2.1)	2(1.8)	2(1.8)	3(1.7)	3(1.9)	3(2.0)	2(4.5)	3(7.0)		5.70
		Sectional time (s)	15.73	15.20	14.35	15.76	16.44	15.64	15.45	14.54	15.02	15.75	15.65		
		Cumulative time (s)	169.53	153.80	138.60	124.25	108.49	92.05	76.41	60.96	46.42	31.40	15.65	3:22.38	
		Speed (m/s)	12.71	13.16	13.94	12.69	12.17	12.79	12.94	13.76	13.32	12.70	12.78	12.85	
		Stride length (m)	5.83	5.93	6.12	5.86	5.77	5.85	5.86	6.04	5.78	5.59	5.72	5.79	
		Stride duration (s)	0.458	0.450	0.439	0.462	0.475	0.457	0.453	0.439	0.434	0.440	0.447	0.451	
		Stride efficiency (%)	53.03	54.92	58.58	53.68	52.09	53.44	53.74	56.94	52.19	48.77	51.09	52.46	
		Stride count	34.33	33.74	32.67	34.12	34.64	34.20	34.10	33.13	34.61	35.80	34.98	448.74	



Note: Horizontal distance axis grid lines are 200m furlongs.

Disclaimer.

HRNZ and NZMTC and Thoroughbred Ratings Pty Ltd accepts no responsibility for the completeness or accuracy of any of the information contained herein, and makes no representations about its suitability for any particular purpose. Users should make their own judgements about those matters and/or seek independent advice. You assume all risks associated with use of the data provided on this page.



Race Results



March 01, 2020, Race 3, GLEN HILL BUILDERS TROT, Distance 2600m, Addington - Survey 3200m

Result	TAB no.	Horse (Barrier)	2600 to	2400m to
6th	11	Blink N Bones (10)	2400m	2200m
		Position in running (margin)	-	5(3.5)
		Sectional time (s)	17.48	16.54
		Cumulative time (s)	202.76	185.28
		Speed (m/s)	11.44	12.09
		Stride length (m)	5.70	5.81
		Stride duration (s)	0.488	0.480
		Stride efficiency (%)	50.76	52.71
		Stride count	35.09	34.44

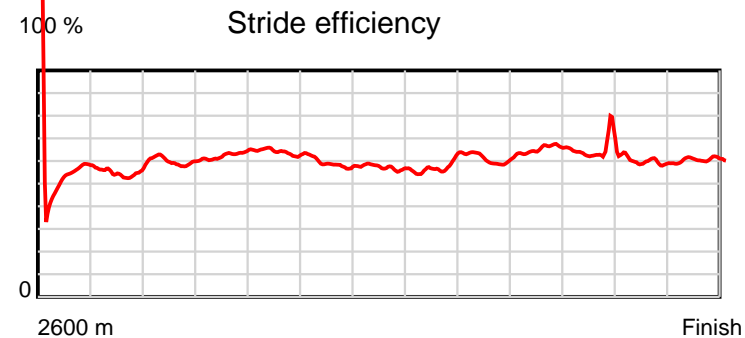
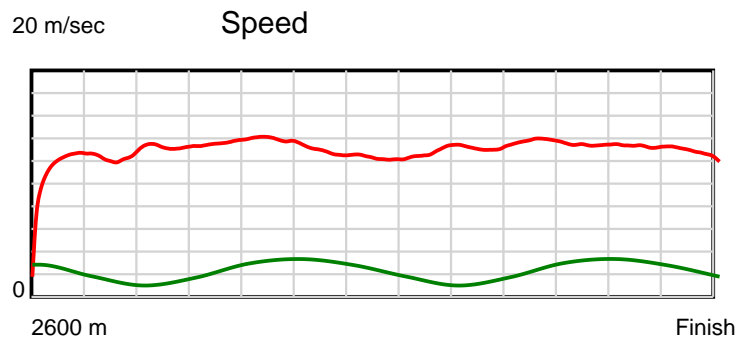
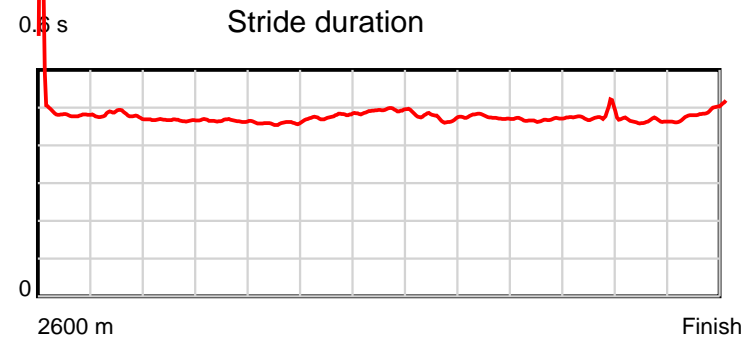
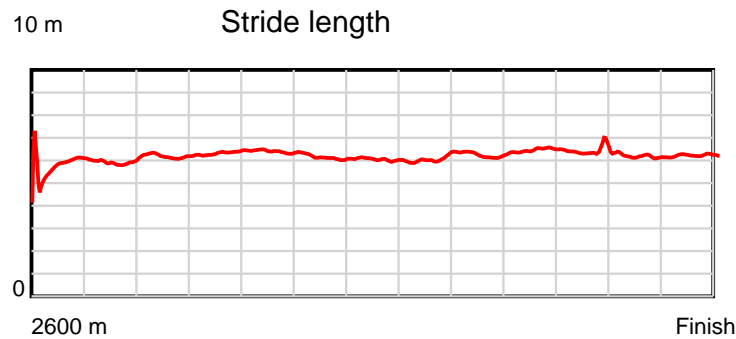
Disclaimer.

HRNZ and NZMTC and Thoroughbred Ratings Pty Ltd accepts no responsibility for the completeness or accuracy of any of the information contained herein, and makes no representations about its suitability for any particular purpose. Users should make their own judgements about those matters and/or seek independent advice. You assume all risks associated with use of the data provided on this page.

Race Results

March 01, 2020, Race 3, GLEN HILL BUILDERS TROT, Distance 2600m, Addington - Survey 3200m

Result	TAB no.	Horse (Barrier)	2200m to	2000m to	1800m to	1600m to	1400m to	1200m to	1000m to	800m to	600m to	400m to	200m to	Total or	Margin
6th	11	Blink N Bones (10)	2000m	1800m	1600m	1400m	1200m	1000m	800m	600m	400m	200m	WP	Average	
		Position in running (margin)	5(9.5)	5(6.4)	4(3.5)	4(4.8)	3(4.0)	3(3.2)	4(3.2)	4(3.4)	4(3.2)	4(7.4)	6(8.3)		7.40
		Sectional time (s)	15.29	14.70	14.60	15.66	16.32	15.66	15.44	14.49	15.29	15.49	15.80		
		Cumulative time (s)	168.74	153.45	138.75	124.15	108.49	92.17	76.51	61.07	46.58	31.29	15.80	3:22.76	
		Speed (m/s)	13.08	13.61	13.70	12.77	12.25	12.77	12.95	13.80	13.08	12.91	12.66	12.82	
		Stride length (m)	6.10	6.33	6.29	6.10	6.04	6.05	6.15	6.46	6.22	5.98	6.23	6.11	
		Stride duration (s)	0.467	0.466	0.459	0.478	0.493	0.474	0.475	0.468	0.476	0.464	0.492	0.476	
		Stride efficiency (%)	58.20	62.70	61.80	58.11	56.95	57.15	59.12	65.31	60.49	55.97	60.60	58.26	
		Stride count	32.77	31.57	31.80	32.80	33.13	33.07	32.52	30.94	32.15	33.42	32.12	425.82	



Note: Horizontal distance axis grid lines are 200m furlongs.

Disclaimer.

HRNZ and NZMTC and Thoroughbred Ratings Pty Ltd accepts no responsibility for the completeness or accuracy of any of the information contained herein, and makes no representations about its suitability for any particular purpose. Users should make their own judgements about those matters and/or seek independent advice. You assume all risks associated with use of the data provided on this page.



Race Results



March 01, 2020, Race 3, GLEN HILL BUILDERS TROT, Distance 2600m, Addington - Survey 3200m

Result	TAB no.	Horse (Barrier)	2600 to 2400m	2400m to 2200m
7th	2	Foreigner (2)	-	1(0.0)
		Position in running (margin)	-	1(0.0)
		Sectional time (s)	16.87	15.53
		Cumulative time (s)	203.60	186.73
		Speed (m/s)	11.85	12.88
		Stride length (m)	5.58	6.16
		Stride duration (s)	0.465	0.478
		Stride efficiency (%)	48.73	59.30
		Stride count	35.82	32.47

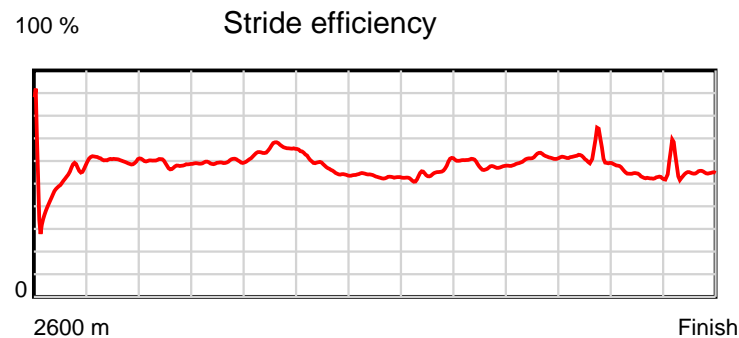
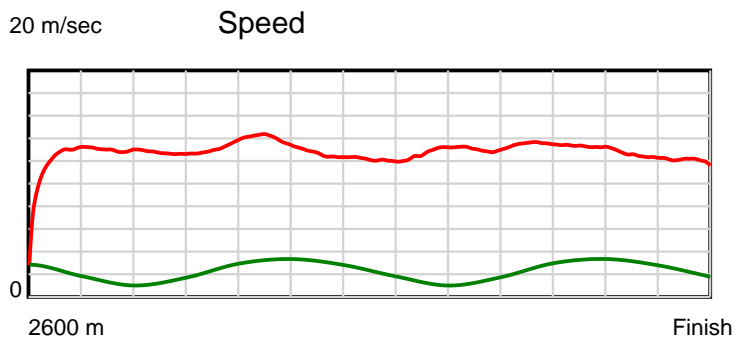
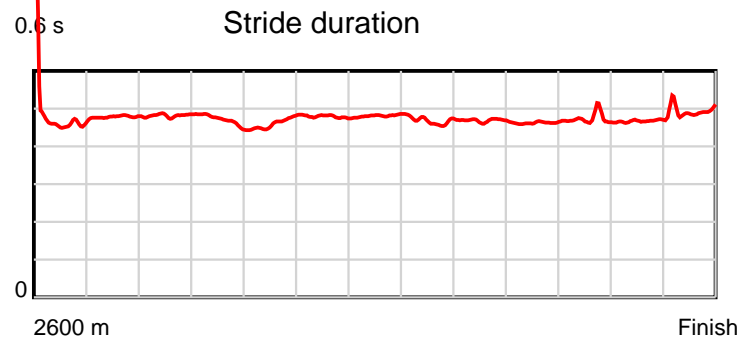
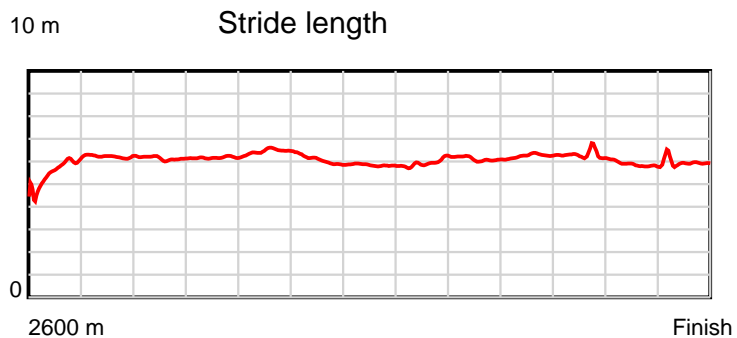
Disclaimer.

HRNZ and NZMTC and Thoroughbred Ratings Pty Ltd accepts no responsibility for the completeness or accuracy of any of the information contained herein, and makes no representations about its suitability for any particular purpose. Users should make their own judgements about those matters and/or seek independent advice. You assume all risks associated with use of the data provided on this page.

Race Results

March 01, 2020, Race 3, GLEN HILL BUILDERS TROT, Distance 2600m, Addington - Survey 3200m

Result	TAB no.	Horse (Barrier)	2200m to	2000m to	1800m to	1600m to	1400m to	1200m to	1000m to	800m to	600m to	400m to	200m to	Total or	Margin
7th	2	Foreigner (2)	2000m	1800m	1600m	1400m	1200m	1000m	800m	600m	400m	200m	WP	Average	
		Position in running (margin)	1(0.0)	1(0.0)	1(0.0)	1(0.0)	1(0.0)	1(0.0)	1(0.0)	1(0.0)	2(1.6)	3(4.9)	5(8.3)		12.00
		Sectional time (s)	15.81	15.18	14.40	15.80	16.45	15.66	15.41	14.80	15.14	15.89	16.66		
		Cumulative time (s)	171.20	155.39	140.21	125.81	110.01	93.56	77.90	62.49	47.69	32.55	16.66	3:23.60	
		Speed (m/s)	12.65	13.18	13.89	12.66	12.16	12.77	12.98	13.51	13.21	12.59	12.00	12.77	
		Stride length (m)	6.09	6.19	6.41	6.06	5.85	5.98	6.08	6.25	6.22	5.88	5.94	6.05	
		Stride duration (s)	0.482	0.470	0.461	0.479	0.481	0.468	0.468	0.463	0.471	0.467	0.495	0.474	
		Stride efficiency (%)	58.02	59.82	64.19	57.47	53.51	55.84	57.76	61.04	60.44	54.06	55.12	57.13	
		Stride count	32.82	32.32	31.21	32.98	34.18	33.46	32.90	32.00	32.16	34.00	33.67	429.99	



Note: Horizontal distance axis grid lines are 200m furlongs.

Disclaimer.

HRNZ and NZMTC and Thoroughbred Ratings Pty Ltd accepts no responsibility for the completeness or accuracy of any of the information contained herein, and makes no representations about its suitability for any particular purpose. Users should make their own judgements about those matters and/or seek independent advice. You assume all risks associated with use of the data provided on this page.



Race Results



March 01, 2020, Race 3, GLEN HILL BUILDERS TROT, Distance 2600m, Addington - Survey 3200m

Result	TAB no.	Horse (Barrier)	2600 to	2400m to
8th	16	Red Harbour (14)	2400m	2200m
		Position in running (margin)	-	10(13.2)
		Sectional time (s)	19.08	15.80
		Cumulative time (s)	203.53	184.45
		Speed (m/s)	10.48	12.66
		Stride length (m)	5.40	5.92
		Stride duration (s)	0.464	0.468
		Stride efficiency (%)	45.61	54.79
		Stride count	37.02	33.78

Disclaimer.

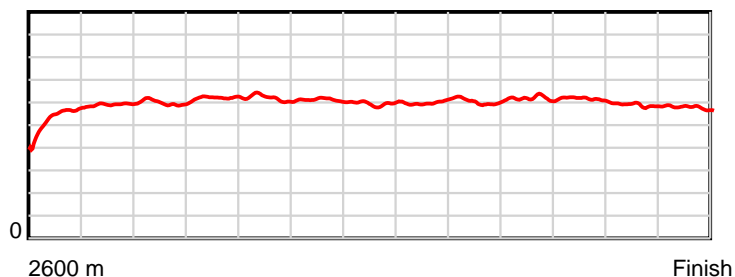
HRNZ and NZMTC and Thoroughbred Ratings Pty Ltd accepts no responsibility for the completeness or accuracy of any of the information contained herein, and makes no representations about its suitability for any particular purpose. Users should make their own judgements about those matters and/or seek independent advice. You assume all risks associated with use of the data provided on this page.

Race Results

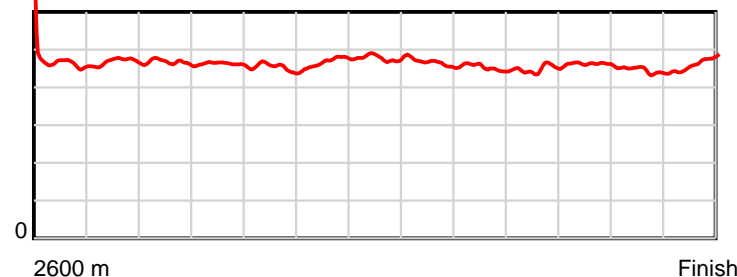
March 01, 2020, Race 3, GLEN HILL BUILDERS TROT, Distance 2600m, Addington - Survey 3200m

Result	TAB no.	Horse (Barrier)	2200m to	2000m to	1800m to	1600m to	1400m to	1200m to	1000m to	800m to	600m to	400m to	200m to	Total or	Margin
8th	16	Red Harbour (14)	2000m	1800m	1600m	1400m	1200m	1000m	800m	600m	400m	200m	WP	Average	
		Position in running (margin)	10(14.8)	10(13.6)	11(11.5)	11(13.0)	9(9.7)	8(7.1)	9(7.8)	9(7.2)	9(7.1)	9(11.4)	8(11.3)		12.10
		Sectional time (s)	15.61	14.84	14.64	15.25	16.02	15.77	15.32	14.50	15.31	15.31	16.08		
		Cumulative time (s)	168.65	153.04	138.20	123.56	108.31	92.29	76.52	61.20	46.70	31.39	16.08	3:23.53	
		Speed (m/s)	12.81	13.48	13.66	13.11	12.48	12.68	13.05	13.79	13.06	13.06	12.44	12.77	
		Stride length (m)	5.98	6.24	6.19	6.12	5.97	5.91	5.90	6.19	6.03	5.81	5.77	5.95	
		Stride duration (s)	0.467	0.463	0.453	0.467	0.478	0.466	0.452	0.449	0.462	0.445	0.464	0.466	
		Stride efficiency (%)	55.91	60.77	59.78	58.57	55.61	54.61	54.48	59.95	56.91	52.72	52.00	55.30	
		Stride count	33.44	32.07	32.34	32.67	33.53	33.83	33.87	32.29	33.14	34.43	34.67	437.08	

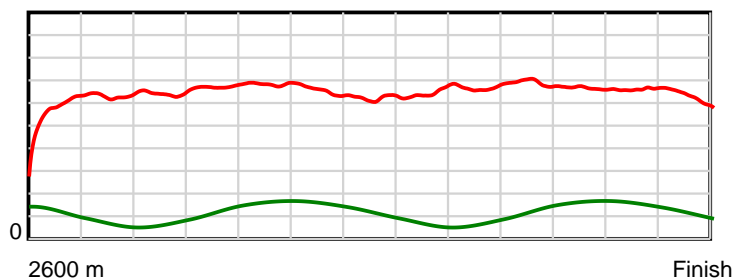
10 m Stride length



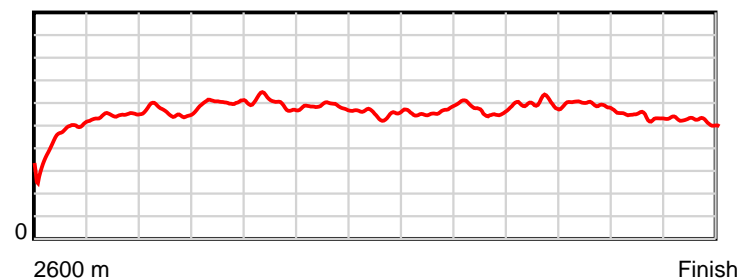
0.6 s Stride duration



20 m/sec Speed



100 % Stride efficiency



Note: Horizontal distance axis grid lines are 200m furlongs.

Disclaimer.

HRNZ and NZMTC and Thoroughbred Ratings Pty Ltd accepts no responsibility for the completeness or accuracy of any of the information contained herein, and makes no representations about its suitability for any particular purpose. Users should make their own judgements about those matters and/or seek independent advice. You assume all risks associated with use of the data provided on this page.



Race Results



March 01, 2020, Race 3, GLEN HILL BUILDERS TROT, Distance 2600m, Addington - Survey 3200m

Result	TAB no.	Horse (Barrier)	2600 to	2400m to
9th	8	Call This Fun (7)	2400m	2200m
		Position in running (margin)	-	7(8.0)
		Sectional time (s)	18.22	16.06
		Cumulative time (s)	205.27	187.05
		Speed (m/s)	10.98	12.45
		Stride length (m)	5.48	5.81
		Stride duration (s)	0.473	0.467
		Stride efficiency (%)	46.89	52.81
		Stride count	36.51	34.40

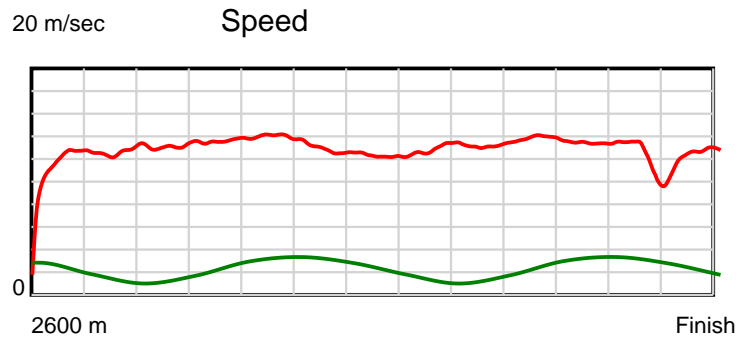
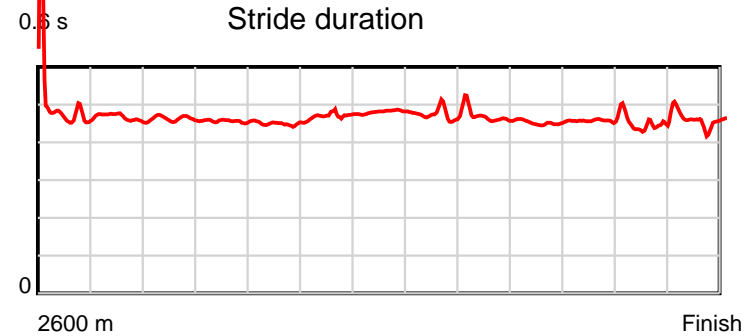
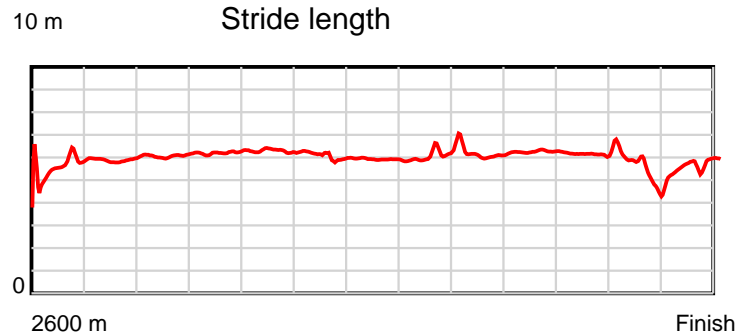
Disclaimer.

HRNZ and NZMTC and Thoroughbred Ratings Pty Ltd accepts no responsibility for the completeness or accuracy of any of the information contained herein, and makes no representations about its suitability for any particular purpose. Users should make their own judgements about those matters and/or seek independent advice. You assume all risks associated with use of the data provided on this page.

Race Results

March 01, 2020, Race 3, GLEN HILL BUILDERS TROT, Distance 2600m, Addington - Survey 3200m

Result	TAB no.	Horse (Barrier)	2200m to	2000m to	1800m to	1600m to	1400m to	1200m to	1000m to	800m to	600m to	400m to	200m to	Total or	Margin
9th	8	Call This Fun (7)	2000m	1800m	1600m	1400m	1200m	1000m	800m	600m	400m	200m	WP	Average	
		Position in running (margin)	6(11.2)	7(8.7)	6(5.8)	6(6.4)	5(5.8)	6(5.0)	6(5.2)	7(5.3)	7(5.0)	7(9.2)	10(22.2)		20.70
		Sectional time (s)	15.40	14.70	14.50	15.69	16.30	15.69	15.44	14.48	15.29	17.50	16.00		
		Cumulative time (s)	170.99	155.59	140.89	126.39	110.70	94.40	78.71	63.27	48.79	33.50	16.00	3:25.27	
		Speed (m/s)	12.99	13.61	13.79	12.75	12.27	12.75	12.95	13.81	13.08	11.43	12.50	12.67	
		Stride length (m)	6.01	6.21	6.20	5.93	5.89	6.02	6.04	6.24	6.04	5.15	5.66	5.88	
		Stride duration (s)	0.463	0.456	0.450	0.465	0.480	0.473	0.466	0.452	0.462	0.451	0.453	0.464	
		Stride efficiency (%)	56.45	60.21	60.09	54.95	54.29	56.72	57.07	60.93	56.96	41.46	50.07	54.09	
		Stride count	33.28	32.22	32.25	33.73	33.93	33.20	33.09	32.03	33.13	38.83	35.33	441.93	



Note: Horizontal distance axis grid lines are 200m furlongs.

Disclaimer.

HRNZ and NZMTC and Thoroughbred Ratings Pty Ltd accepts no responsibility for the completeness or accuracy of any of the information contained herein, and makes no representations about its suitability for any particular purpose. Users should make their own judgements about those matters and/or seek independent advice. You assume all risks associated with use of the data provided on this page.



Race Results



March 01, 2020, Race 3, GLEN HILL BUILDERS TROT, Distance 2600m, Addington - Survey 3200m

Result	TAB no.	Horse (Barrier)	2600 to	2400m to
10th	13	DD's Super Stu... (12)	2400m	2200m
		Position in running (margin)	-	12(16.8)
		Sectional time (s)	19.68	15.56
		Cumulative time (s)	206.39	186.71
		Speed (m/s)	10.16	12.85
		Stride length (m)	5.49	6.13
		Stride duration (s)	0.489	0.477
		Stride efficiency (%)	47.05	58.75
		Stride count	36.45	32.62

Disclaimer.

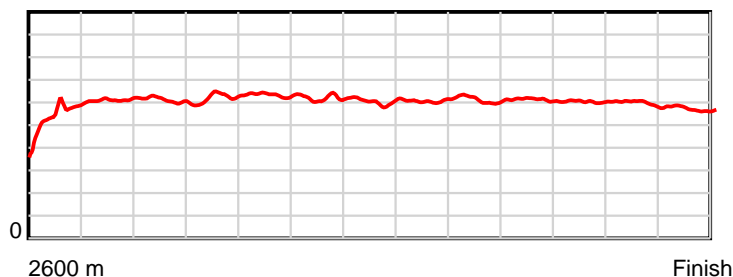
HRNZ and NZMTC and Thoroughbred Ratings Pty Ltd accepts no responsibility for the completeness or accuracy of any of the information contained herein, and makes no representations about its suitability for any particular purpose. Users should make their own judgements about those matters and/or seek independent advice. You assume all risks associated with use of the data provided on this page.

Race Results

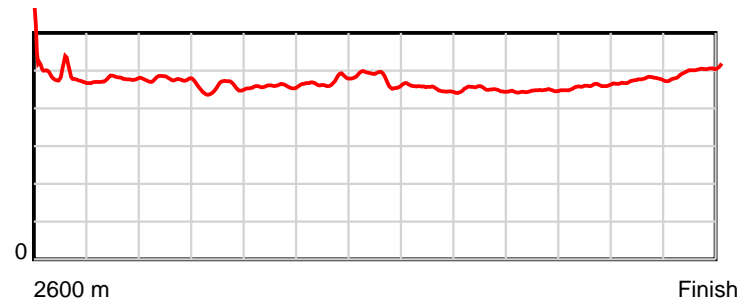
March 01, 2020, Race 3, GLEN HILL BUILDERS TROT, Distance 2600m, Addington - Survey 3200m

Result	TAB no.	Horse (Barrier)	2200m to	2000m to	1800m to	1600m to	1400m to	1200m to	1000m to	800m to	600m to	400m to	200m to	Total or	Margin
10th	13	DD's Super Stu... (12)	2000m	1800m	1600m	1400m	1200m	1000m	800m	600m	400m	200m	WP	Average	
		Position in running (margin)	12(16.9)	12(16.2)	12(13.2)	12(15.1)	10(12.0)	10(8.6)	8(6.2)	6(4.6)	6(4.8)	10(11.9)	9(20.0)		25.70
		Sectional time (s)	15.69	14.69	14.70	15.28	15.88	15.26	15.13	14.57	15.78	16.68	17.49		
		Cumulative time (s)	171.15	155.46	140.77	126.07	110.79	94.91	79.65	64.52	49.95	34.17	17.49	3:26.39	
		Speed (m/s)	12.75	13.61	13.61	13.09	12.59	13.11	13.22	13.73	12.67	11.99	11.44	12.60	
		Stride length (m)	6.09	6.19	6.23	6.16	6.04	5.92	5.96	6.12	5.82	5.71	5.76	5.96	
		Stride duration (s)	0.477	0.455	0.458	0.471	0.480	0.452	0.451	0.446	0.459	0.476	0.504	0.473	
		Stride efficiency (%)	57.88	59.89	60.74	59.39	57.03	54.80	55.53	58.58	52.99	50.94	51.92	55.59	
		Stride count	32.86	32.31	32.08	32.44	33.11	33.77	33.55	32.66	34.35	35.03	34.70	435.93	

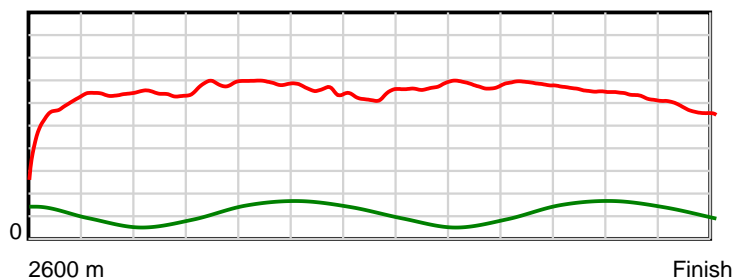
10 m Stride length



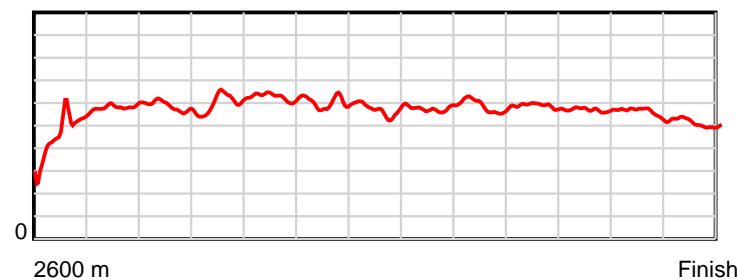
0.6 s Stride duration



20 m/sec Speed



100 % Stride efficiency



Note: Horizontal distance axis grid lines are 200m furlongs.

Disclaimer.

HRNZ and NZMTC and Thoroughbred Ratings Pty Ltd accepts no responsibility for the completeness or accuracy of any of the information contained herein, and makes no representations about its suitability for any particular purpose. Users should make their own judgements about those matters and/or seek independent advice. You assume all risks associated with use of the data provided on this page.



Race Results



March 01, 2020, Race 3, GLEN HILL BUILDERS TROT, Distance 2600m, Addington - Survey 3200m

Result	TAB no.	Horse (Barrier)	2600 to	2400m to
11th	18	Rites Of Zhou (0)	2400m	2200m
		Position in running (margin)	-	11(16.1)
		Sectional time (s)	19.55	15.67
		Cumulative time (s)	206.94	187.39
		Speed (m/s)	10.23	12.76
		Stride length (m)	5.78	6.02
		Stride duration (s)	0.484	0.471
		Stride efficiency (%)	52.23	56.57
		Stride count	34.60	33.24

Disclaimer.

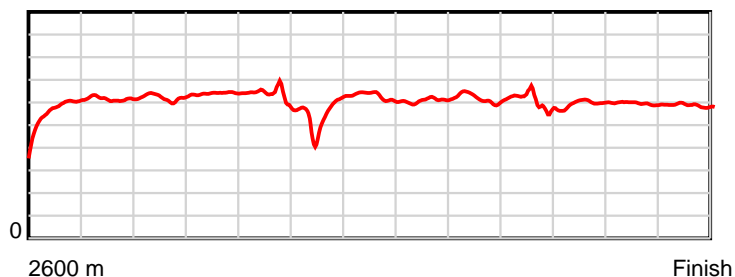
HRNZ and NZMTC and Thoroughbred Ratings Pty Ltd accepts no responsibility for the completeness or accuracy of any of the information contained herein, and makes no representations about its suitability for any particular purpose. Users should make their own judgements about those matters and/or seek independent advice. You assume all risks associated with use of the data provided on this page.

Race Results

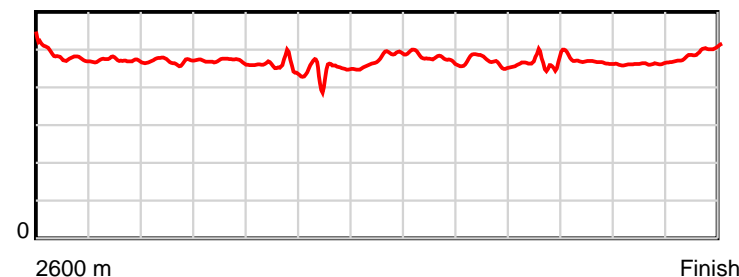
March 01, 2020, Race 3, GLEN HILL BUILDERS TROT, Distance 2600m, Addington - Survey 3200m

Result	TAB no.	Horse (Barrier)	2200m to	2000m to	1800m to	1600m to	1400m to	1200m to	1000m to	800m to	600m to	400m to	200m to	Total or	Margin
11th	18	Rites Of Zhou (0)	2000m	1800m	1600m	1400m	1200m	1000m	800m	600m	400m	200m	WP	Average	
		Position in running (margin)	11(16.8)	11(14.1)	10(11.0)	10(12.1)	11(16.8)	11(10.0)	11(11.0)	11(10.4)	11(17.3)	11(24.9)	11(26.7)		30.50
		Sectional time (s)	15.36	14.65	14.59	16.57	15.31	15.83	15.32	15.67	15.86	15.64	16.92		
		Cumulative time (s)	171.72	156.36	141.71	127.12	110.55	95.24	79.41	64.09	48.42	32.56	16.92	3:26.94	
		Speed (m/s)	13.02	13.65	13.71	12.07	13.06	12.63	13.05	12.76	12.61	12.79	11.82	12.56	
		Stride length (m)	6.12	6.41	6.21	5.35	6.25	6.02	6.12	5.92	5.88	5.92	5.85	5.98	
		Stride duration (s)	0.470	0.470	0.453	0.443	0.479	0.476	0.468	0.464	0.466	0.463	0.495	0.476	
		Stride efficiency (%)	58.47	64.24	60.25	44.74	61.10	56.55	58.48	54.82	53.95	54.68	53.46	55.81	
		Stride count	32.70	31.19	32.21	37.38	31.99	33.25	32.69	33.77	34.04	33.81	34.19	435.06	

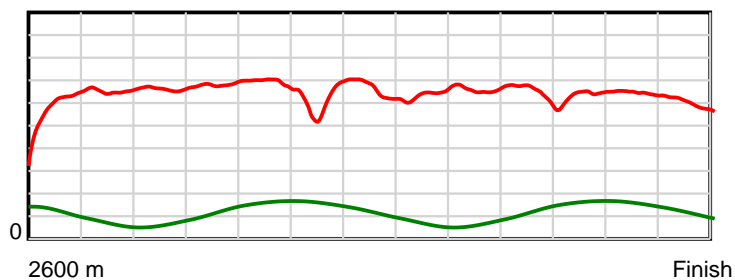
10 m Stride length



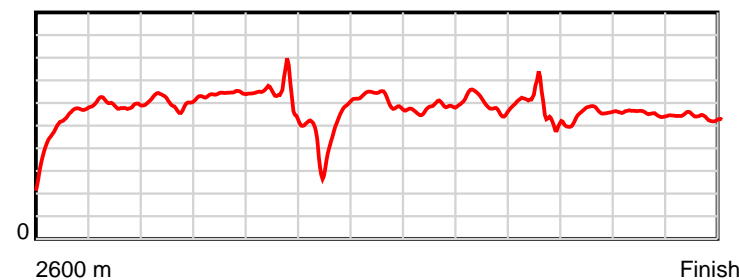
0.6 s Stride duration



20 m/sec Speed



100 % Stride efficiency



Note: Horizontal distance axis grid lines are 200m furlongs.

Disclaimer.

HRNZ and NZMTC and Thoroughbred Ratings Pty Ltd accepts no responsibility for the completeness or accuracy of any of the information contained herein, and makes no representations about its suitability for any particular purpose. Users should make their own judgements about those matters and/or seek independent advice. You assume all risks associated with use of the data provided on this page.



Race Results



March 01, 2020, Race 3, GLEN HILL BUILDERS TROT, Distance 2600m, Addington - Survey 3200m

Result	TAB no.	Horse (Barrier)	2600 to	2400m to
12th	7	Steel Dust (6)	2400m	2200m
		Position in running (margin)	-	15(44.9)
		Sectional time (s)	24.35	16.71
		Cumulative time (s)	207.45	183.10
		Speed (m/s)	8.21	11.97
		Stride length (m)	4.38	5.90
		Stride duration (s)	0.509	0.493
		Stride efficiency (%)	29.98	54.44
		Stride count	45.66	33.89

Disclaimer.

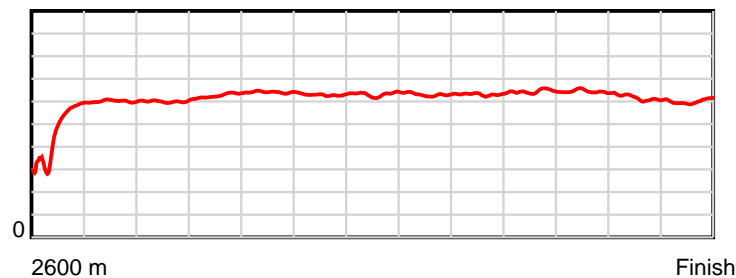
HRNZ and NZMTC and Thoroughbred Ratings Pty Ltd accepts no responsibility for the completeness or accuracy of any of the information contained herein, and makes no representations about its suitability for any particular purpose. Users should make their own judgements about those matters and/or seek independent advice. You assume all risks associated with use of the data provided on this page.

Race Results

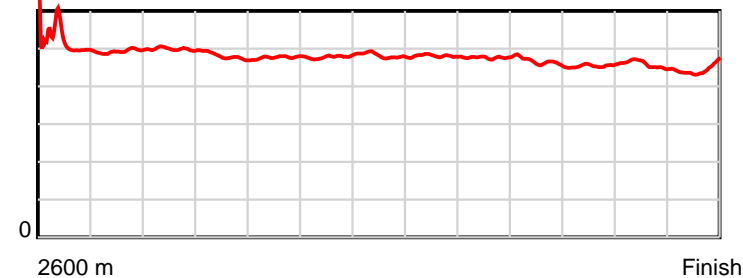
March 01, 2020, Race 3, GLEN HILL BUILDERS TROT, Distance 2600m, Addington - Survey 3200m

Result	TAB no.	Horse (Barrier)	2200m to	2000m to	1800m to	1600m to	1400m to	1200m to	1000m to	800m to	600m to	400m to	200m to	Total or	Margin
12th	7	Steel Dust (6)	2000m	1800m	1600m	1400m	1200m	1000m	800m	600m	400m	200m	WP	Average	
		Position in running (margin)	15(51.9)	15(57.6)	15(58.0)	15(61.0)	14(57.3)	14(50.0)	14(48.7)	14(47.3)	14(46.4)	14(44.5)	13(42.5)		35.70
		Sectional time (s)	16.76	15.24	14.91	15.18	15.23	15.44	15.18	14.38	14.27	15.00	14.80		
		Cumulative time (s)	166.39	149.63	134.39	119.48	104.30	89.07	73.63	58.45	44.07	29.80	14.80	3:27.45	
		Speed (m/s)	11.93	13.12	13.41	13.18	13.13	12.95	13.18	13.91	14.02	13.33	13.51	12.53	
		Stride length (m)	5.95	6.29	6.40	6.30	6.32	6.23	6.28	6.45	6.38	6.10	6.04	6.02	
		Stride duration (s)	0.499	0.479	0.477	0.478	0.481	0.481	0.476	0.464	0.455	0.457	0.447	0.480	
		Stride efficiency (%)	55.38	61.75	63.96	61.97	62.39	60.61	61.55	65.10	63.58	58.05	56.92	56.63	
		Stride count	33.60	31.82	31.26	31.76	31.65	32.11	31.87	30.99	31.35	32.81	33.14	431.91	

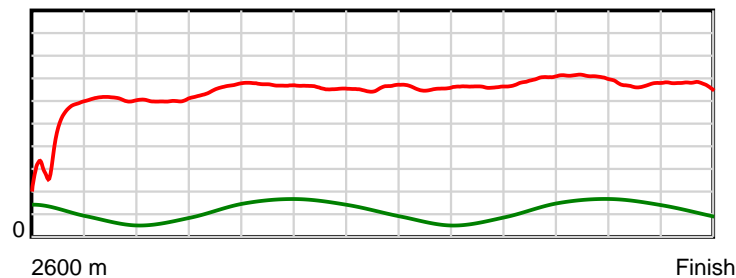
10 m Stride length



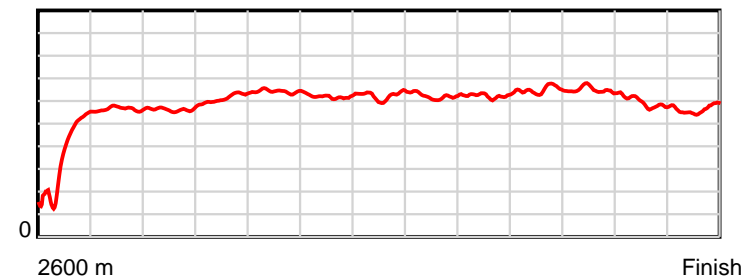
0.6 s Stride duration



20 m/sec Speed



100 % Stride efficiency



Note: Horizontal distance axis grid lines are 200m furlongs.

Disclaimer.

HRNZ and NZMTC and Thoroughbred Ratings Pty Ltd accepts no responsibility for the completeness or accuracy of any of the information contained herein, and makes no representations about its suitability for any particular purpose. Users should make their own judgements about those matters and/or seek independent advice. You assume all risks associated with use of the data provided on this page.



Race Results



March 01, 2020, Race 3, GLEN HILL BUILDERS TROT, Distance 2600m, Addington - Survey 3200m

Result	TAB no.	Horse (Barrier)	2600 to	2400m to
13th	4	Global Flight (4)	2400m	2200m
		Position in running (margin)	-	14(36.2)
		Sectional time (s)	22.89	15.73
		Cumulative time (s)	208.08	185.19
		Speed (m/s)	8.74	12.71
		Stride length (m)	4.18	5.92
		Stride duration (s)	0.456	0.465
		Stride efficiency (%)	27.26	54.73
		Stride count	47.88	33.79

Disclaimer.

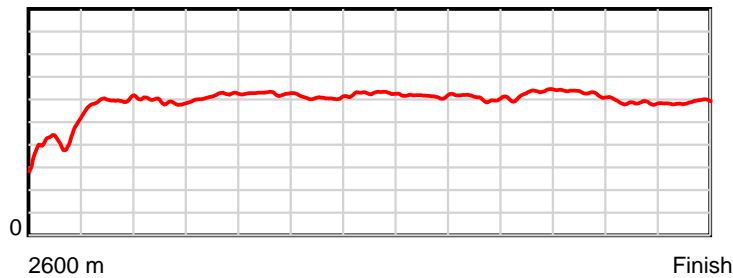
HRNZ and NZMTC and Thoroughbred Ratings Pty Ltd accepts no responsibility for the completeness or accuracy of any of the information contained herein, and makes no representations about its suitability for any particular purpose. Users should make their own judgements about those matters and/or seek independent advice. You assume all risks associated with use of the data provided on this page.

Race Results

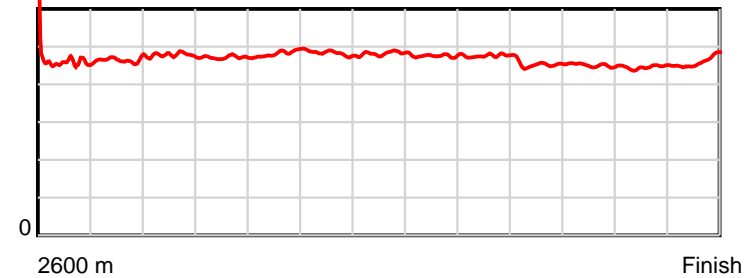
March 01, 2020, Race 3, GLEN HILL BUILDERS TROT, Distance 2600m, Addington - Survey 3200m

Result	TAB no.	Horse (Barrier)	2200m to	2000m to	1800m to	1600m to	1400m to	1200m to	1000m to	800m to	600m to	400m to	200m to	Total or	Margin
13th	4	Global Flight (4)	2000m	1800m	1600m	1400m	1200m	1000m	800m	600m	400m	200m	WP	Average	
		Position in running (margin)	14(37.4)	14(39.7)	14(40.2)	14(45.9)	13(45.9)	13(38.9)	13(38.1)	13(40.1)	13(39.5)	12(39.5)	12(39.9)		35.71
		Sectional time (s)	16.21	15.26	15.36	15.78	15.28	15.53	15.76	14.42	14.59	15.40	15.87		
		Cumulative time (s)	169.46	153.25	137.99	122.63	106.85	91.57	76.04	60.28	45.86	31.27	15.87	3:28.08	
		Speed (m/s)	12.34	13.11	13.02	12.67	13.09	12.88	12.69	13.87	13.71	12.99	12.60	12.50	
		Stride length (m)	5.89	6.18	6.28	6.12	6.31	6.12	6.04	6.27	6.18	5.79	5.83	5.87	
		Stride duration (s)	0.477	0.471	0.482	0.483	0.482	0.475	0.475	0.452	0.451	0.446	0.463	0.469	
		Stride efficiency (%)	54.13	59.69	61.58	58.46	62.15	58.47	56.92	61.44	59.66	52.36	53.19	53.78	
		Stride count	33.98	32.36	31.86	32.70	31.71	32.69	33.14	31.90	32.37	34.55	34.28	443.21	

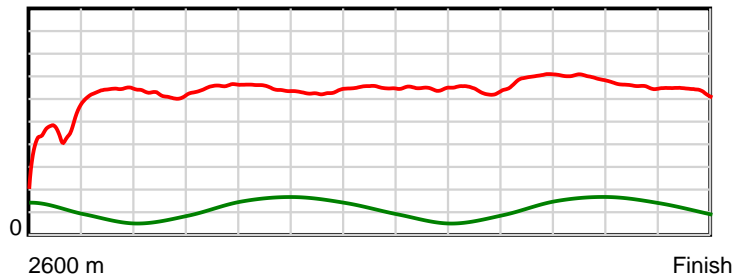
10 m Stride length



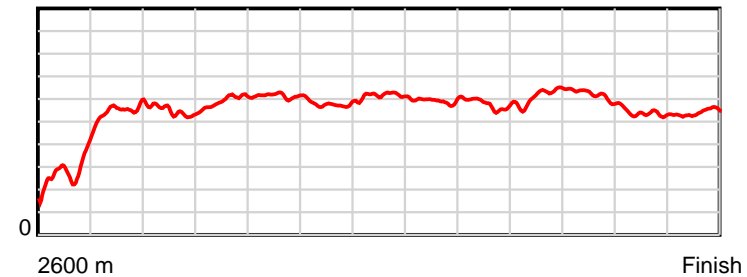
0.6 s Stride duration



20 m/sec Speed



100 % Stride efficiency



Note: Horizontal distance axis grid lines are 200m furlongs.

Disclaimer.

HRNZ and NZMTC and Thoroughbred Ratings Pty Ltd accepts no responsibility for the completeness or accuracy of any of the information contained herein, and makes no representations about its suitability for any particular purpose. Users should make their own judgements about those matters and/or seek independent advice. You assume all risks associated with use of the data provided on this page.



Race Results



March 01, 2020, Race 3, GLEN HILL BUILDERS TROT, Distance 2600m, Addington - Survey 3200m

Result	TAB no.	Horse (Barrier)	2600 to	2400m to
14th	17	Insist The Win (15)	2400m	2200m
		Position in running (margin)	-	13(31.9)
		Sectional time (s)	22.20	16.00
		Cumulative time (s)	208.70	186.50
		Speed (m/s)	9.01	12.50
		Stride length (m)	4.68	5.70
		Stride duration (s)	0.465	0.456
		Stride efficiency (%)	34.20	50.86
		Stride count	42.75	35.06

Disclaimer.

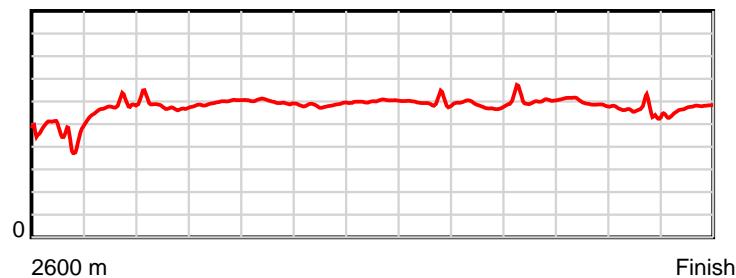
HRNZ and NZMTC and Thoroughbred Ratings Pty Ltd accepts no responsibility for the completeness or accuracy of any of the information contained herein, and makes no representations about its suitability for any particular purpose. Users should make their own judgements about those matters and/or seek independent advice. You assume all risks associated with use of the data provided on this page.

Race Results

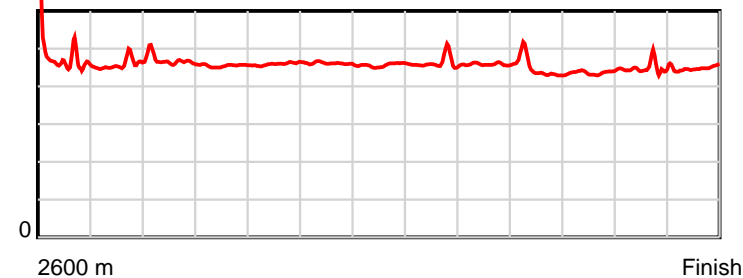
March 01, 2020, Race 3, GLEN HILL BUILDERS TROT, Distance 2600m, Addington - Survey 3200m

Result	TAB no.	Horse (Barrier)	2200m to	2000m to	1800m to	1600m to	1400m to	1200m to	1000m to	800m to	600m to	400m to	200m to	Total or	Margin
14th	17	Insist The Win (15)	2000m	1800m	1600m	1400m	1200m	1000m	800m	600m	400m	200m	WP	Average	
		Position in running (margin)	13(34.7)	13(37.0)	13(37.6)	13(44.2)	12(44.4)	12(36.8)	12(35.6)	12(37.9)	12(39.4)	13(39.9)	14(43.4)		38.70
		Sectional time (s)	16.19	15.29	15.50	15.82	15.18	15.46	15.78	14.79	14.68	15.92	15.89		
		Cumulative time (s)	170.50	154.31	139.02	123.52	107.70	92.52	77.06	61.28	46.49	31.81	15.89	3:28.70	
		Speed (m/s)	12.35	13.08	12.90	12.64	13.18	12.94	12.67	13.52	13.62	12.56	12.59	12.46	
		Stride length (m)	5.76	5.95	5.93	5.82	6.01	5.95	5.81	6.02	5.95	5.53	5.64	5.73	
		Stride duration (s)	0.467	0.455	0.459	0.461	0.456	0.460	0.458	0.445	0.437	0.440	0.448	0.460	
		Stride efficiency (%)	51.93	55.32	54.91	52.99	56.46	55.38	52.74	56.60	55.39	47.76	49.64	51.26	
		Stride count	34.69	33.61	33.74	34.35	33.27	33.59	34.43	33.23	33.59	36.18	35.49	453.98	

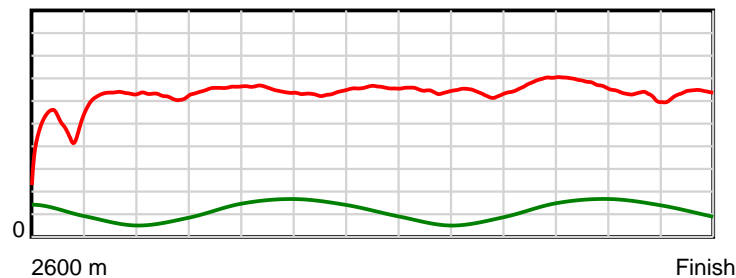
10 m Stride length



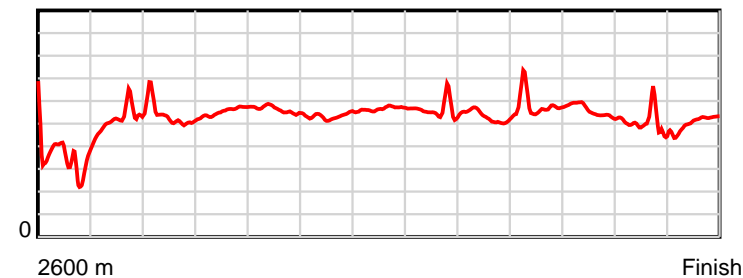
0.6 s Stride duration



20 m/sec Speed



100 % Stride efficiency



Note: Horizontal distance axis grid lines are 200m furlongs.

Disclaimer.

HRNZ and NZMTC and Thoroughbred Ratings Pty Ltd accepts no responsibility for the completeness or accuracy of any of the information contained herein, and makes no representations about its suitability for any particular purpose. Users should make their own judgements about those matters and/or seek independent advice. You assume all risks associated with use of the data provided on this page.



Race Results



March 01, 2020, Race 3, GLEN HILL BUILDERS TROT, Distance 2600m, Addington - Survey 3200m

Result	TAB no.	Horse (Barrier)	2600 to	2400m to
15th	15	Idle Stuardia (13)	2400m	2200m
		Position in running (margin)	-	16(48.8)
		Sectional time (s)	25.00	18.94
		Cumulative time (s)	218.08	193.08
		Speed (m/s)	8.00	10.56
		Stride length (m)	4.40	5.18
		Stride duration (s)	0.508	0.491
		Stride efficiency (%)	30.19	41.99
		Stride count	45.50	38.58

Disclaimer.

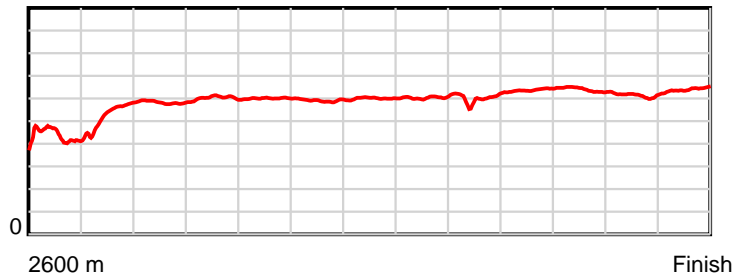
HRNZ and NZMTC and Thoroughbred Ratings Pty Ltd accepts no responsibility for the completeness or accuracy of any of the information contained herein, and makes no representations about its suitability for any particular purpose. Users should make their own judgements about those matters and/or seek independent advice. You assume all risks associated with use of the data provided on this page.

Race Results

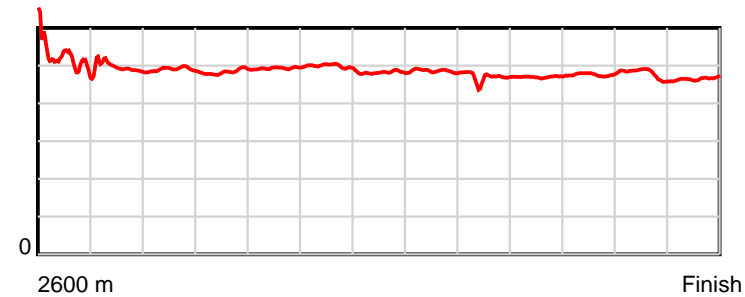
March 01, 2020, Race 3, GLEN HILL BUILDERS TROT, Distance 2600m, Addington - Survey 3200m

Result	TAB no.	Horse (Barrier)	2200m to	2000m to	1800m to	1600m to	1400m to	1200m to	1000m to	800m to	600m to	400m to	200m to	Total or	Margin
15th	15	Idle Stuartia (13)	2000m	1800m	1600m	1400m	1200m	1000m	800m	600m	400m	200m	WP	Average	
		Position in running (margin)	16(69.2)	16(76.1)	16(81.5)	16(94.6)	16(100.9)	16(98.6)	16(100.8)	16(102.4)	16(103.5)	16(105.8)	16(107.4)		89.50
		Sectional time (s)	16.95	16.09	16.58	16.85	16.06	16.03	15.68	14.71	14.99	15.58	14.62		
		Cumulative time (s)	174.14	157.19	141.10	124.52	107.67	91.61	75.58	59.90	45.19	30.20	14.62	3:38.08	
		Speed (m/s)	11.80	12.43	12.06	11.87	12.45	12.48	12.76	13.60	13.34	12.84	13.68	11.92	
		Stride length (m)	5.79	6.01	5.95	5.92	6.00	6.06	5.96	6.39	6.36	6.12	6.37	5.83	
		Stride duration (s)	0.490	0.483	0.493	0.498	0.481	0.486	0.467	0.470	0.477	0.477	0.466	0.489	
		Stride efficiency (%)	52.31	56.39	55.36	54.71	56.18	57.47	55.42	63.78	63.15	58.58	63.42	53.09	
		Stride count	34.57	33.29	33.60	33.80	33.36	32.98	33.58	31.31	31.46	32.66	31.39	446.08	

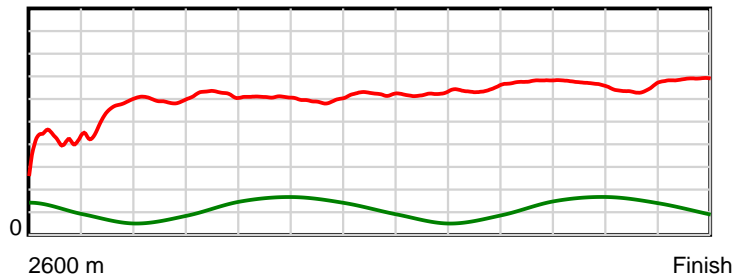
10 m Stride length



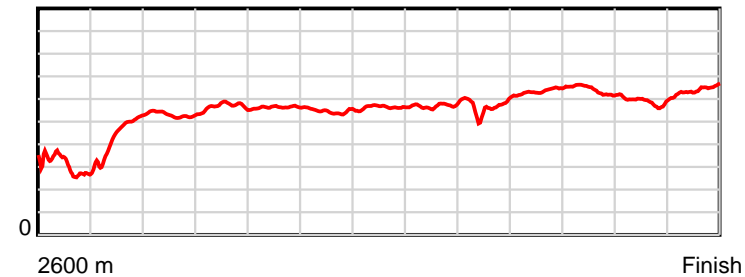
0.6 s Stride duration



20 m/sec Speed



100 % Stride efficiency



Note: Horizontal distance axis grid lines are 200m furlongs.

Disclaimer.

HRNZ and NZMTC and Thoroughbred Ratings Pty Ltd accepts no responsibility for the completeness or accuracy of any of the information contained herein, and makes no representations about its suitability for any particular purpose. Users should make their own judgements about those matters and/or seek independent advice. You assume all risks associated with use of the data provided on this page.



Race Results



March 01, 2020, Race 3, GLEN HILL BUILDERS TROT, Distance 2600m, Addington - Survey 3200m

Result	TAB no.	Horse (Barrier)	2600 to	2400m to
16th	3	Take After Me (3)	2400m	2200m
		Position in running (margin)	-	6(6.2)
		Sectional time (s)	17.91	16.40
		Cumulative time (s)	218.57	200.66
		Speed (m/s)	11.16	12.20
		Stride length (m)	5.07	5.40
		Stride duration (s)	0.439	0.443
		Stride efficiency (%)	40.16	45.52
		Stride count	39.45	37.05

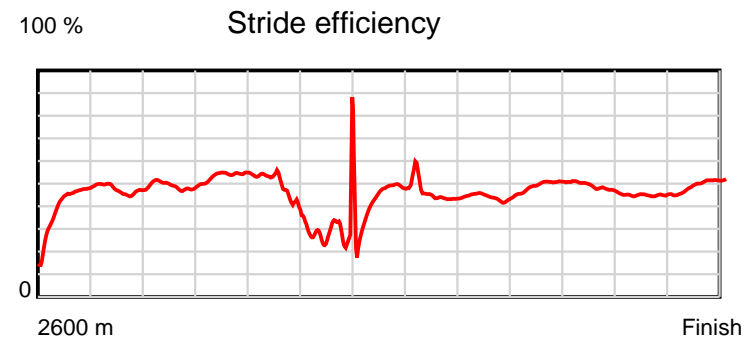
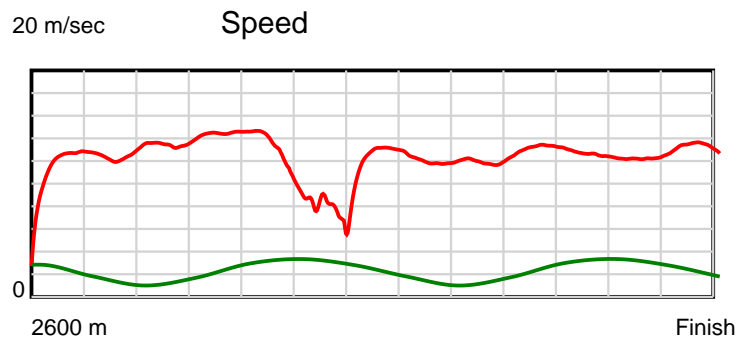
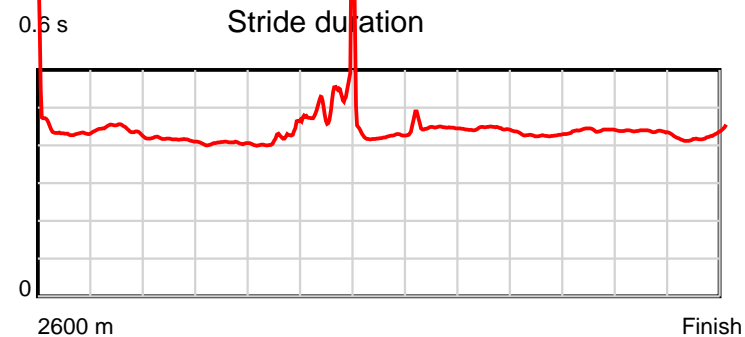
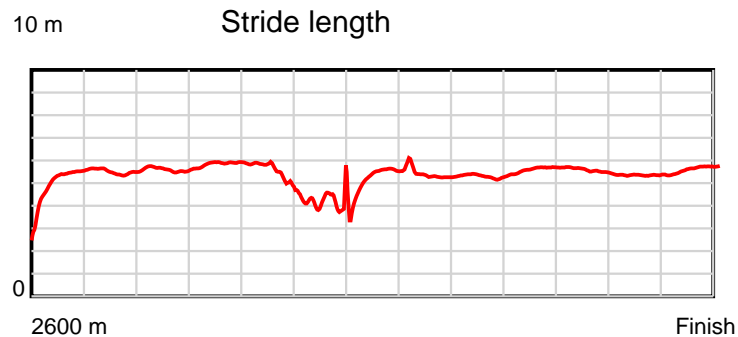
Disclaimer.

HRNZ and NZMTC and Thoroughbred Ratings Pty Ltd accepts no responsibility for the completeness or accuracy of any of the information contained herein, and makes no representations about its suitability for any particular purpose. Users should make their own judgements about those matters and/or seek independent advice. You assume all risks associated with use of the data provided on this page.

Race Results

March 01, 2020, Race 3, GLEN HILL BUILDERS TROT, Distance 2600m, Addington - Survey 3200m

Result	TAB no.	Horse (Barrier)	2200m to	2000m to	1800m to	1600m to	1400m to	1200m to	1000m to	800m to	600m to	400m to	200m to	Total or	Margin
16th	3	Take After Me (3)	2000m	1800m	1600m	1400m	1200m	1000m	800m	600m	400m	200m	WP	Average	
		Position in running (margin)	7(11.4)	6(8.3)	2(0.4)	9(10.9)	15(78.2)	15(74.2)	15(81.2)	15(89.5)	15(93.4)	15(101.7)	15(106.7)		92.50
		Sectional time (s)	15.29	13.87	16.15	27.01	15.79	16.81	16.80	15.17	15.98	16.17	15.22		
		Cumulative time (s)	184.26	168.97	155.10	138.95	111.94	96.15	79.34	62.54	47.37	31.39	15.22	3:38.57	
		Speed (m/s)	13.08	14.42	12.38	7.40	12.67	11.90	11.90	13.18	12.52	12.37	13.14	11.90	
		Stride length (m)	5.44	5.85	5.11	3.78	5.36	5.33	5.26	5.60	5.48	5.35	5.60	5.22	
		Stride duration (s)	0.416	0.405	0.413	0.510	0.423	0.448	0.442	0.425	0.438	0.432	0.426	0.439	
		Stride efficiency (%)	46.23	53.45	40.78	22.30	44.92	44.46	43.22	49.01	46.89	44.68	48.97	42.64	
		Stride count	36.77	34.20	39.15	52.95	37.30	37.50	38.03	35.71	36.51	37.40	35.73	497.75	



Note: Horizontal distance axis grid lines are 200m furlongs.

Disclaimer.

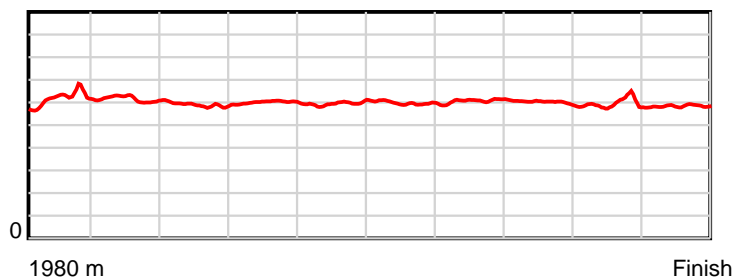
HRNZ and NZMTC and Thoroughbred Ratings Pty Ltd accepts no responsibility for the completeness or accuracy of any of the information contained herein, and makes no representations about its suitability for any particular purpose. Users should make their own judgements about those matters and/or seek independent advice. You assume all risks associated with use of the data provided on this page.

Race Results

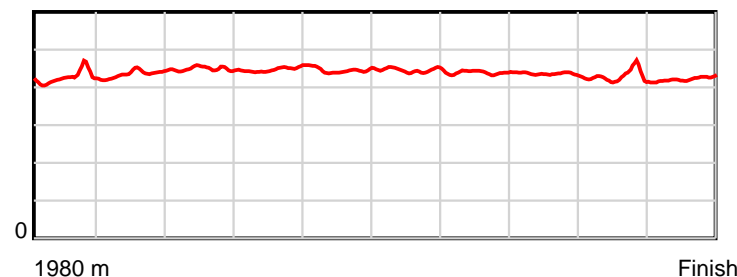
March 01, 2020, Race 4, BUSH INN TAVERN MOBILE PACE, Distance 1980m, Addington - Survey 1980m

Result	TAB no.	Horse (Barrier)	1980 to	1800m to	1600m to	1400m to	1200m to	1000m to	800m to	600m to	400m to	200m to	Total or	Margin
1st	6	Laterintheday (5)	1800m	1600m	1400m	1200m	1000m	800m	600m	400m	200m	WP	Average	
		Position in running (margin)	-	4(4.4)	4(6.2)	4(6.6)	4(5.7)	4(3.9)	5(3.6)	5(3.7)	4(3.9)	4(3.2)		0.00
		Sectional time (s)	12.47	14.44	15.35	15.01	15.00	15.07	14.54	14.62	14.46	14.48		
		Cumulative time (s)	145.44	132.97	118.53	103.18	88.17	73.17	58.10	43.56	28.94	14.48	2:25.44	
		Speed (m/s)	14.44	13.85	13.03	13.32	13.33	13.27	13.76	13.68	13.83	13.81	13.61	
		Stride length (m)	6.14	6.05	5.85	5.97	5.93	5.91	6.04	5.96	5.88	5.84	5.95	
		Stride duration (s)	0.423	0.437	0.449	0.448	0.445	0.445	0.439	0.435	0.425	0.423	0.437	
		Stride efficiency (%)	58.89	57.12	53.42	55.62	55.03	54.51	56.96	55.48	54.06	53.32	55.37	
		Stride count	29.32	33.08	34.21	33.52	33.70	33.86	33.13	33.56	34.00	34.24	332.62	

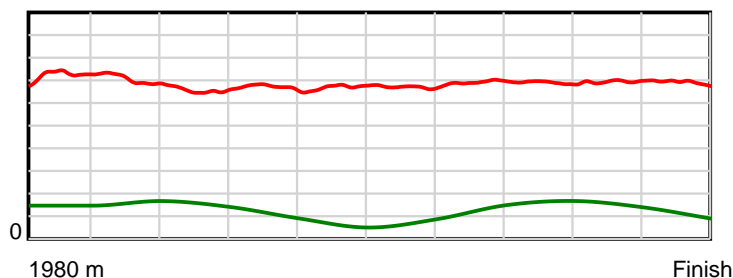
10 m Stride length



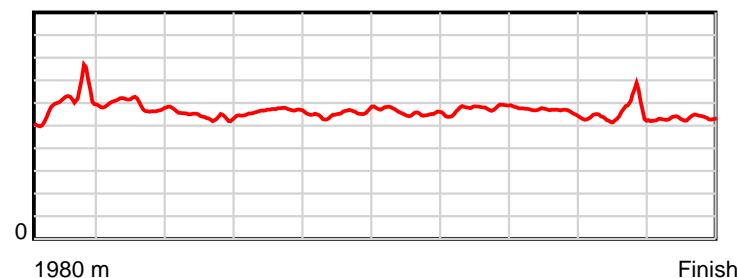
0.6 s Stride duration



20 m/sec Speed



100 % Stride efficiency



Note: Horizontal distance axis grid lines are 200m furlongs.

Disclaimer.

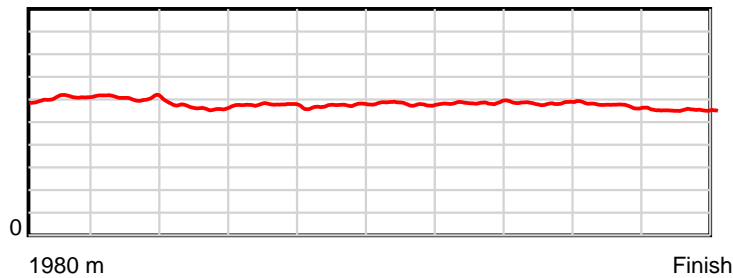
HRNZ and NZMTC and Thoroughbred Ratings Pty Ltd accepts no responsibility for the completeness or accuracy of any of the information contained herein, and makes no representations about its suitability for any particular purpose. Users should make their own judgements about those matters and/or seek independent advice. You assume all risks associated with use of the data provided on this page.

Race Results

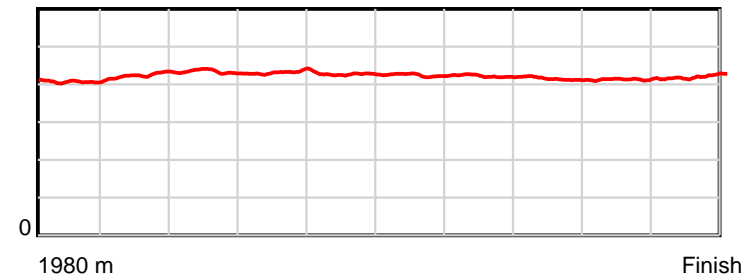
March 01, 2020, Race 4, BUSH INN TAVERN MOBILE PACE, Distance 1980m, Addington - Survey 1980m

Result	TAB no.	Horse (Barrier)	1980 to	1800m to	1600m to	1400m to	1200m to	1000m to	800m to	600m to	400m to	200m to	Total or	Margin
2nd	9	Ride In A Conc... (8)	1800m	1600m	1400m	1200m	1000m	800m	600m	400m	200m	WP	Average	
		Position in running (margin)	-	3(2.9)	3(5.6)	3(5.6)	3(4.0)	3(2.2)	3(2.2)	2(1.7)	5(4.0)	3(2.3)		2.90
		Sectional time (s)	12.10	14.60	15.28	14.88	14.99	15.14	14.43	14.98	14.29	15.28		
		Cumulative time (s)	145.97	133.87	119.27	103.99	89.11	74.12	58.98	44.55	29.57	15.28	2:25.97	
		Speed (m/s)	14.88	13.70	13.09	13.44	13.34	13.21	13.86	13.35	14.00	13.09	13.56	
		Stride length (m)	6.04	5.81	5.67	5.80	5.69	5.61	5.85	5.53	5.79	5.50	5.72	
		Stride duration (s)	0.406	0.424	0.433	0.432	0.427	0.424	0.422	0.414	0.413	0.421	0.422	
		Stride efficiency (%)	57.02	52.80	50.28	52.65	50.65	49.14	53.44	47.77	52.30	47.35	51.17	
		Stride count	29.80	34.41	35.26	34.46	35.13	35.67	34.20	36.17	34.57	36.33	346.00	

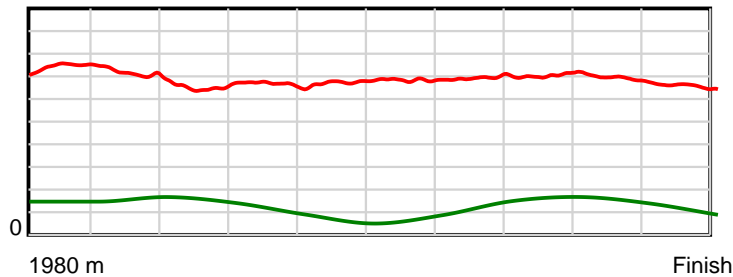
10 m Stride length



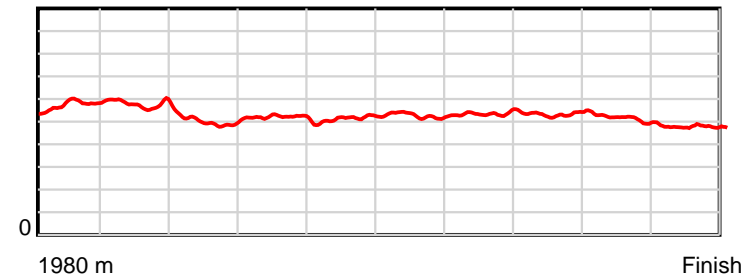
0.6 s Stride duration



20 m/sec Speed



100 % Stride efficiency



Note: Horizontal distance axis grid lines are 200m furlongs.

Disclaimer.

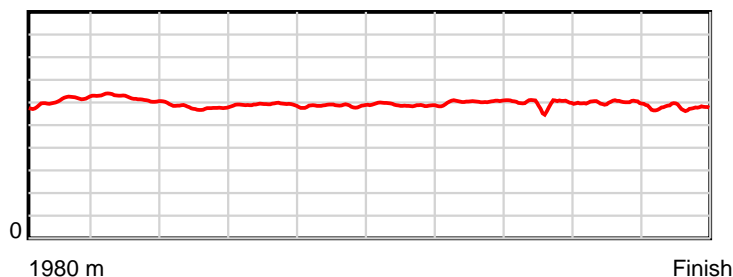
HRNZ and NZMTC and Thoroughbred Ratings Pty Ltd accepts no responsibility for the completeness or accuracy of any of the information contained herein, and makes no representations about its suitability for any particular purpose. Users should make their own judgements about those matters and/or seek independent advice. You assume all risks associated with use of the data provided on this page.

Race Results

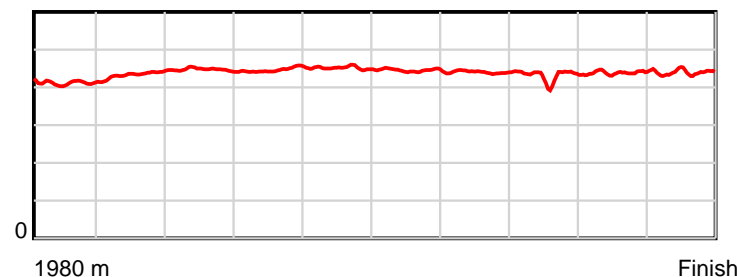
March 01, 2020, Race 4, BUSH INN TAVERN MOBILE PACE, Distance 1980m, Addington - Survey 1980m

Result	TAB no.	Horse (Barrier)	1980 to	1800m to	1600m to	1400m to	1200m to	1000m to	800m to	600m to	400m to	200m to	Total or	Margin
3rd	2	Annie Richter (2)	1800m	1600m	1400m	1200m	1000m	800m	600m	400m	200m	WP	Average	
		Position in running (margin)	-	2(2.5)	2(2.1)	2(2.3)	2(1.8)	2(1.5)	2(1.9)	3(2.0)	2(2.0)	2(2.2)		3.00
		Sectional time (s)	12.23	14.08	15.33	15.06	15.25	15.20	14.53	14.59	14.62	15.12		
		Cumulative time (s)	146.01	133.78	119.70	104.37	89.31	74.06	58.86	44.33	29.74	15.12	2:26.01	
		Speed (m/s)	14.72	14.20	13.05	13.28	13.11	13.16	13.76	13.71	13.68	13.23	13.56	
		Stride length (m)	6.12	6.17	5.83	5.94	5.91	5.86	6.06	5.90	5.99	5.80	5.95	
		Stride duration (s)	0.412	0.435	0.447	0.447	0.451	0.445	0.441	0.430	0.438	0.438	0.439	
		Stride efficiency (%)	58.55	59.55	53.13	55.05	54.64	53.63	57.44	54.39	56.04	52.48	55.39	
		Stride count	29.41	32.40	34.30	33.70	33.82	34.14	32.99	33.90	33.40	34.51	332.57	

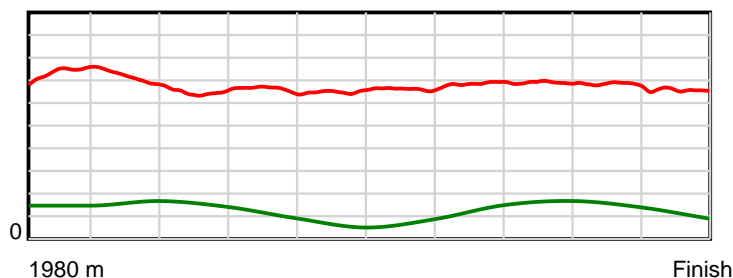
10 m Stride length



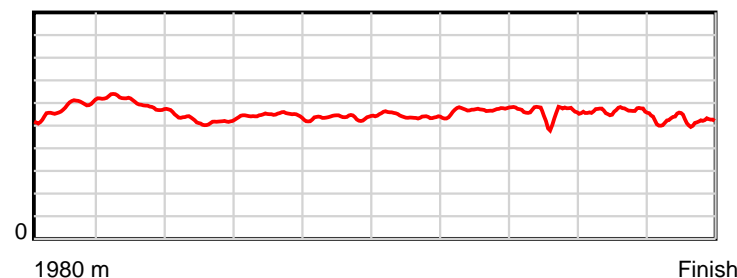
0.6 s Stride duration



20 m/sec Speed



100 % Stride efficiency



Note: Horizontal distance axis grid lines are 200m furlongs.

Disclaimer.

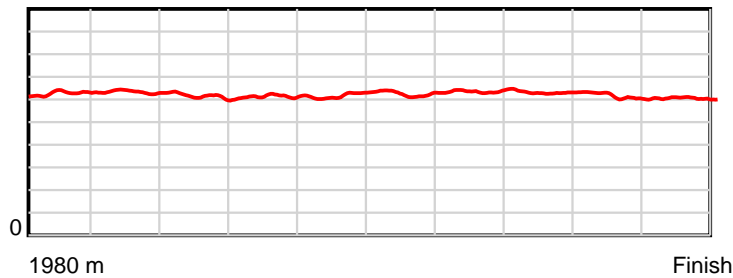
HRNZ and NZMTC and Thoroughbred Ratings Pty Ltd accepts no responsibility for the completeness or accuracy of any of the information contained herein, and makes no representations about its suitability for any particular purpose. Users should make their own judgements about those matters and/or seek independent advice. You assume all risks associated with use of the data provided on this page.

Race Results

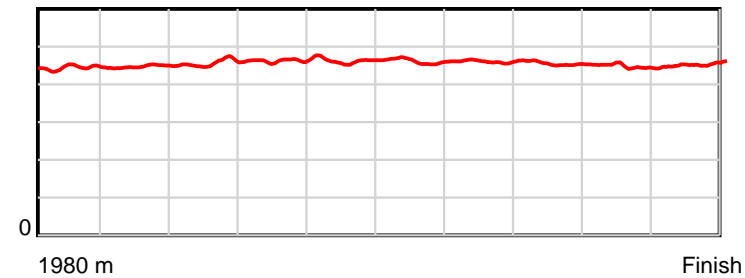
March 01, 2020, Race 4, BUSH INN TAVERN MOBILE PACE, Distance 1980m, Addington - Survey 1980m

Result	TAB no.	Horse (Barrier)	1980 to	1800m to	1600m to	1400m to	1200m to	1000m to	800m to	600m to	400m to	200m to	Total or	Margin
4th	7	Bring Back Lea... (6)	1800m	1600m	1400m	1200m	1000m	800m	600m	400m	200m	WP	Average	
		Position in running (margin)	-	6(6.5)	5(8.2)	5(6.7)	5(5.8)	5(4.0)	4(3.3)	4(3.0)	3(3.7)	6(4.7)		3.90
		Sectional time (s)	12.96	14.43	15.05	14.98	15.01	15.00	14.47	14.72	14.74	14.81		
		Cumulative time (s)	146.17	133.21	118.78	103.73	88.75	73.74	58.74	44.27	29.55	14.81	2:26.17	
		Speed (m/s)	13.89	13.86	13.29	13.35	13.32	13.33	13.82	13.59	13.57	13.50	13.55	
		Stride length (m)	6.32	6.20	6.06	6.18	6.16	6.15	6.37	6.17	6.07	6.11	6.18	
		Stride duration (s)	0.445	0.447	0.456	0.463	0.463	0.461	0.461	0.454	0.448	0.452	0.456	
		Stride efficiency (%)	62.41	60.02	57.48	59.71	59.39	59.04	63.43	59.53	57.64	58.30	59.63	
		Stride count	28.48	32.27	32.98	32.36	32.44	32.54	31.39	32.40	32.93	32.74	320.53	

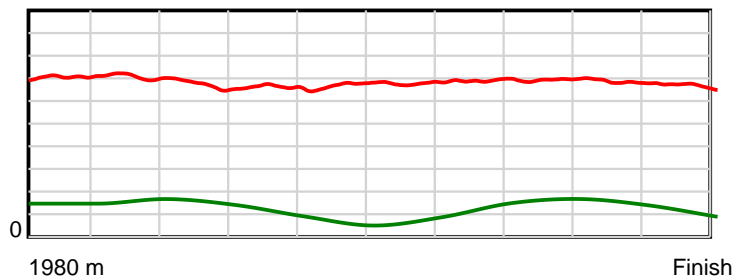
10 m Stride length



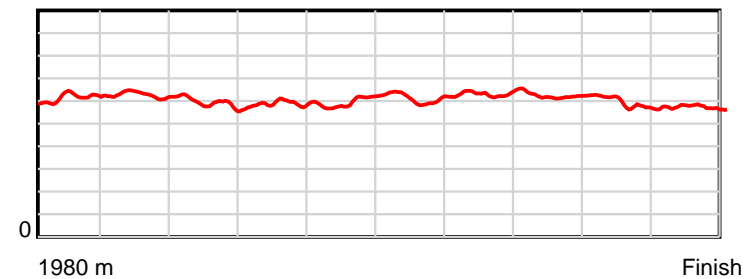
0.6 s Stride duration



20 m/sec Speed



100 % Stride efficiency



Note: Horizontal distance axis grid lines are 200m furlongs.

Disclaimer.

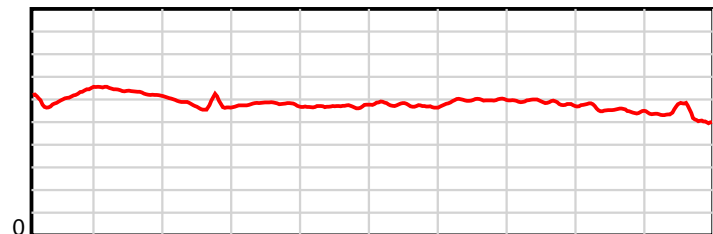
HRNZ and NZMTC and Thoroughbred Ratings Pty Ltd accepts no responsibility for the completeness or accuracy of any of the information contained herein, and makes no representations about its suitability for any particular purpose. Users should make their own judgements about those matters and/or seek independent advice. You assume all risks associated with use of the data provided on this page.

Race Results

March 01, 2020, Race 4, BUSH INN TAVERN MOBILE PACE, Distance 1980m, Addington - Survey 1980m

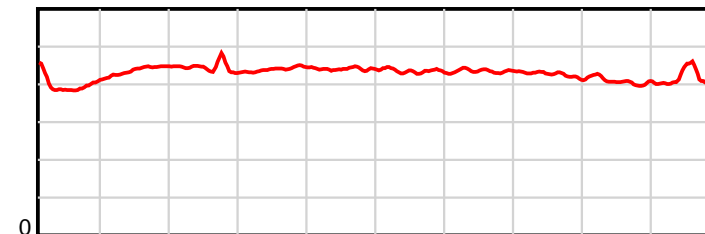
Result	TAB no.	Horse (Barrier)	1980 to	1800m to	1600m to	1400m to	1200m to	1000m to	800m to	600m to	400m to	200m to	Total or	Margin
5th	3	She's Tough (3)	1800m	1600m	1400m	1200m	1000m	800m	600m	400m	200m	WP	Average	
		Position in running (margin)	-	1(0.0)	1(0.0)	1(0.0)	1(0.0)	1(0.0)	1(0.0)	1(0.0)	1(0.0)	1(0.0)		3.90
		Sectional time (s)	11.72	14.15	15.29	15.15	15.29	15.13	14.52	14.59	14.58	15.75		
		Cumulative time (s)	146.17	134.45	120.30	105.01	89.86	74.57	59.44	44.92	30.33	15.75	2:26.17	
		Speed (m/s)	15.36	14.13	13.08	13.20	13.08	13.22	13.77	13.71	13.72	12.70	13.55	
		Stride length (m)	6.03	6.19	5.79	5.82	5.74	5.74	6.00	5.83	5.59	5.24	5.78	
		Stride duration (s)	0.393	0.437	0.442	0.441	0.439	0.434	0.436	0.425	0.408	0.413	0.427	
		Stride efficiency (%)	56.87	59.78	52.37	52.96	51.54	51.47	56.26	53.14	48.84	42.91	52.28	
		Stride count	29.84	32.33	34.55	34.35	34.82	34.85	33.33	34.30	35.77	38.17	342.31	

10 m Stride length



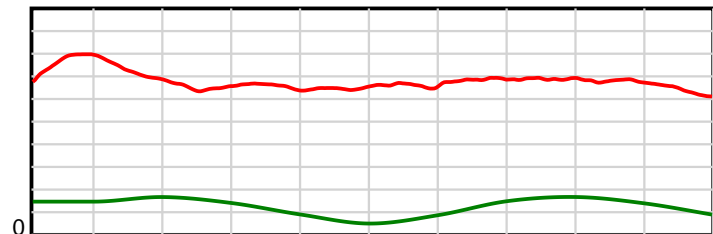
1980 m Finish

0.6 s Stride duration



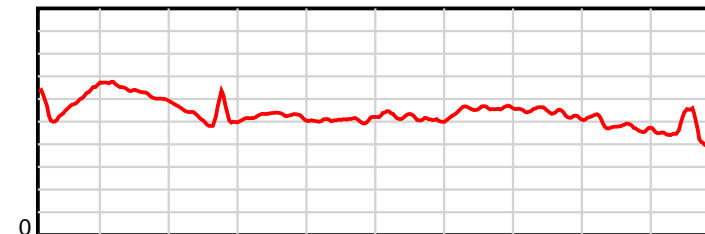
1980 m Finish

20 m/sec Speed



1980 m Finish

100 % Stride efficiency



1980 m Finish

Note: Horizontal distance axis grid lines are 200m furlongs.

Disclaimer.

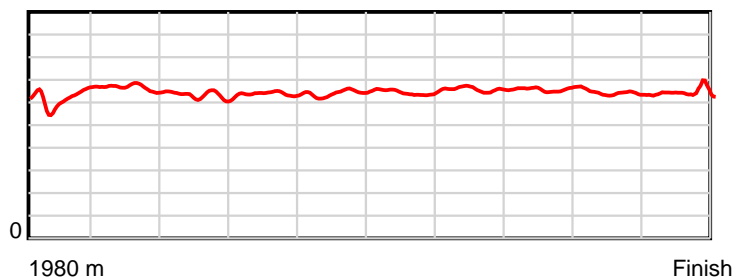
HRNZ and NZMTC and Thoroughbred Ratings Pty Ltd accepts no responsibility for the completeness or accuracy of any of the information contained herein, and makes no representations about its suitability for any particular purpose. Users should make their own judgements about those matters and/or seek independent advice. You assume all risks associated with use of the data provided on this page.

Race Results

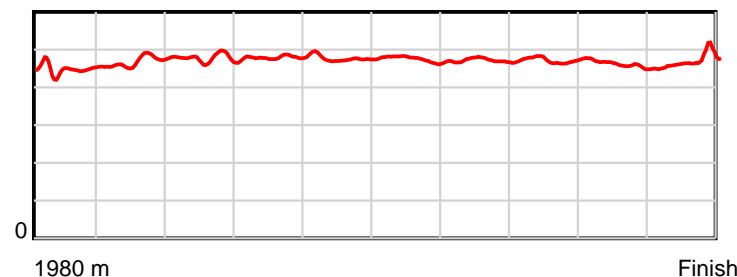
March 01, 2020, Race 4, BUSH INN TAVERN MOBILE PACE, Distance 1980m, Addington - Survey 1980m

Result	TAB no.	Horse (Barrier)	1980 to	1800m to	1600m to	1400m to	1200m to	1000m to	800m to	600m to	400m to	200m to	Total or	Margin
6th	10	Narcissist (9)	1800m	1600m	1400m	1200m	1000m	800m	600m	400m	200m	WP	Average	
		Position in running (margin)	-	8(9.9)	8(11.0)	9(11.0)	8(9.6)	9(7.8)	8(7.5)	7(6.5)	8(8.2)	7(6.9)		4.10
		Sectional time (s)	13.22	14.33	15.29	14.91	14.99	15.08	14.36	14.86	14.37	14.80		
		Cumulative time (s)	146.21	132.99	118.66	103.37	88.46	73.47	58.39	44.03	29.17	14.80	2:26.21	
		Speed (m/s)	13.62	13.96	13.08	13.41	13.34	13.26	13.93	13.46	13.92	13.51	13.54	
		Stride length (m)	6.23	6.53	6.24	6.43	6.35	6.30	6.56	6.35	6.39	6.32	6.37	
		Stride duration (s)	0.449	0.468	0.477	0.480	0.476	0.475	0.471	0.472	0.460	0.468	0.470	
		Stride efficiency (%)	60.58	66.65	60.88	64.65	63.04	62.06	67.22	63.02	63.88	62.45	63.42	
		Stride count	28.91	30.62	32.04	31.09	31.49	31.74	30.49	31.49	31.28	31.64	310.79	

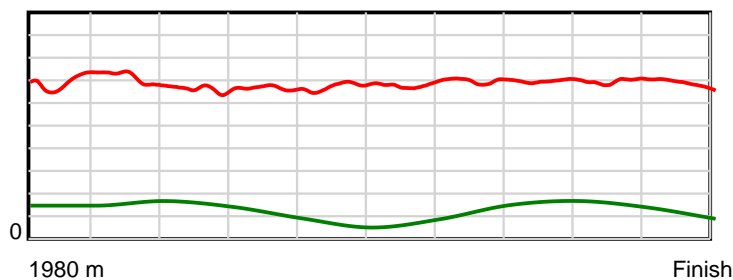
10 m Stride length



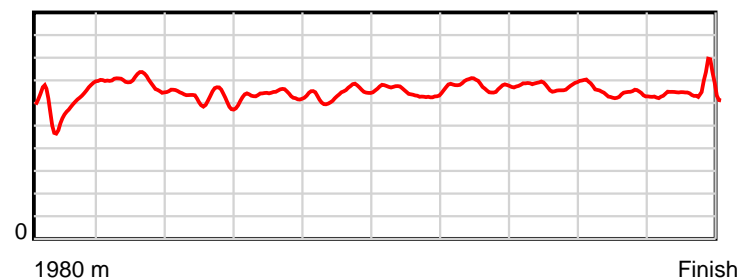
0.6 s Stride duration



20 m/sec Speed



100 % Stride efficiency



Note: Horizontal distance axis grid lines are 200m furlongs.

Disclaimer.

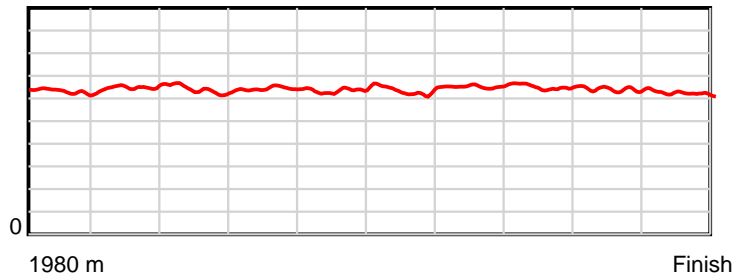
HRNZ and NZMTC and Thoroughbred Ratings Pty Ltd accepts no responsibility for the completeness or accuracy of any of the information contained herein, and makes no representations about its suitability for any particular purpose. Users should make their own judgements about those matters and/or seek independent advice. You assume all risks associated with use of the data provided on this page.

Race Results

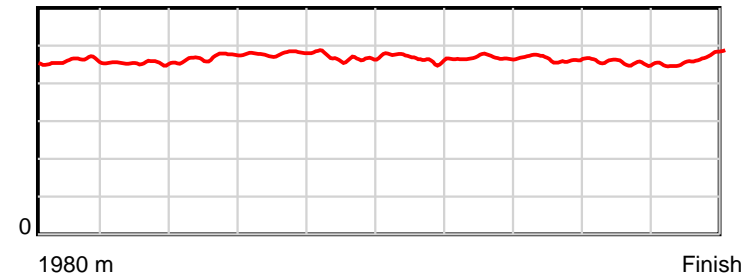
March 01, 2020, Race 4, BUSH INN TAVERN MOBILE PACE, Distance 1980m, Addington - Survey 1980m

Result	TAB no.	Horse (Barrier)	1980 to	1800m to	1600m to	1400m to	1200m to	1000m to	800m to	600m to	400m to	200m to	Total or	Margin
7th	8	Maggie (7)	1800m	1600m	1400m	1200m	1000m	800m	600m	400m	200m	WP	Average	
		Position in running (margin)	-	7(9.0)	7(10.3)	7(8.7)	6(7.6)	7(6.3)	6(5.6)	6(5.2)	6(5.8)	5(4.4)		4.80
		Sectional time (s)	13.23	14.35	15.02	14.97	15.07	15.01	14.45	14.68	14.35	15.21		
		Cumulative time (s)	146.34	133.11	118.76	103.74	88.77	73.70	58.69	44.24	29.56	15.21	2:26.34	
		Speed (m/s)	13.61	13.94	13.32	13.36	13.27	13.32	13.84	13.62	13.94	13.15	13.53	
		Stride length (m)	6.31	6.33	6.23	6.40	6.22	6.21	6.47	6.33	6.34	6.13	6.29	
		Stride duration (s)	0.460	0.454	0.468	0.479	0.469	0.466	0.468	0.465	0.455	0.466	0.465	
		Stride efficiency (%)	62.22	62.53	60.68	63.92	60.45	60.23	65.48	62.64	62.76	58.70	61.92	
		Stride count	28.53	31.62	32.09	31.27	32.15	32.21	30.90	31.59	31.56	32.63	314.55	

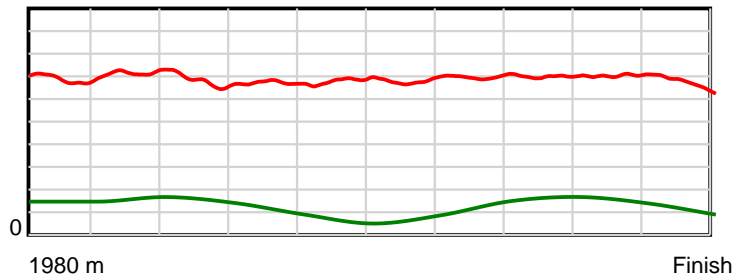
10 m Stride length



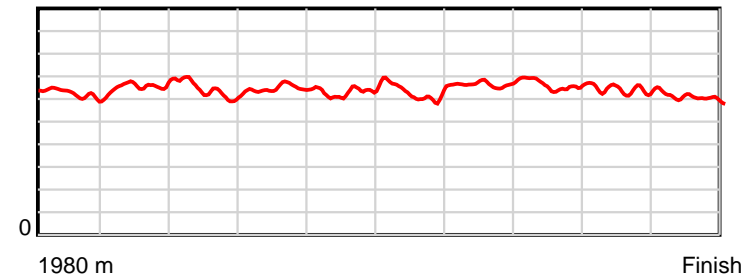
0.6 s Stride duration



20 m/sec Speed



100 % Stride efficiency



Note: Horizontal distance axis grid lines are 200m furlongs.

Disclaimer.

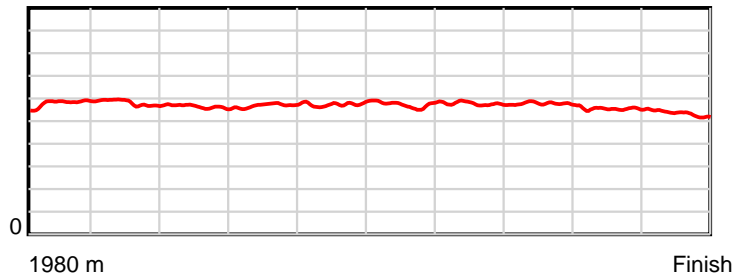
HRNZ and NZMTC and Thoroughbred Ratings Pty Ltd accepts no responsibility for the completeness or accuracy of any of the information contained herein, and makes no representations about its suitability for any particular purpose. Users should make their own judgements about those matters and/or seek independent advice. You assume all risks associated with use of the data provided on this page.

Race Results

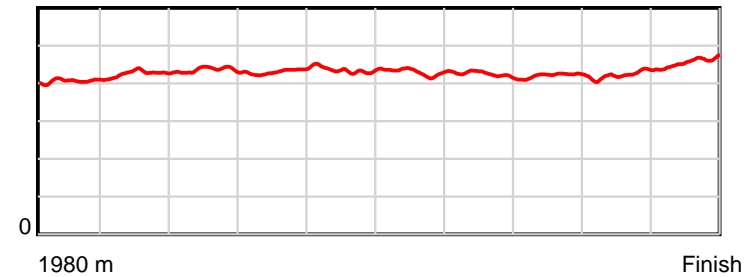
March 01, 2020, Race 4, BUSH INN TAVERN MOBILE PACE, Distance 1980m, Addington - Survey 1980m

Result	TAB no.	Horse (Barrier)	1980 to	1800m to	1600m to	1400m to	1200m to	1000m to	800m to	600m to	400m to	200m to	Total or	Margin
8th	4	Doubt I'm Drea... (4)	1800m	1600m	1400m	1200m	1000m	800m	600m	400m	200m	WP	Average	
		Position in running (margin)	-	5(5.5)	6(8.7)	6(8.3)	7(7.8)	6(6.0)	7(6.2)	8(6.5)	7(7.3)	8(10.0)		20.40
		Sectional time (s)	12.57	14.67	15.22	15.06	15.00	15.15	14.58	14.72	15.03	17.22		
		Cumulative time (s)	149.22	136.65	121.98	106.76	91.70	76.70	61.55	46.97	32.25	17.22	2:29.22	
		Speed (m/s)	14.32	13.63	13.14	13.28	13.33	13.20	13.72	13.59	13.31	11.61	13.27	
		Stride length (m)	5.87	5.81	5.72	5.72	5.81	5.67	5.82	5.72	5.63	5.31	5.70	
		Stride duration (s)	0.406	0.426	0.436	0.431	0.436	0.430	0.424	0.421	0.423	0.457	0.430	
		Stride efficiency (%)	53.78	52.75	51.18	51.17	52.77	50.31	52.91	51.13	49.57	44.05	50.83	
		Stride count	30.68	34.42	34.95	34.95	34.42	35.25	34.37	34.96	35.51	37.67	347.18	

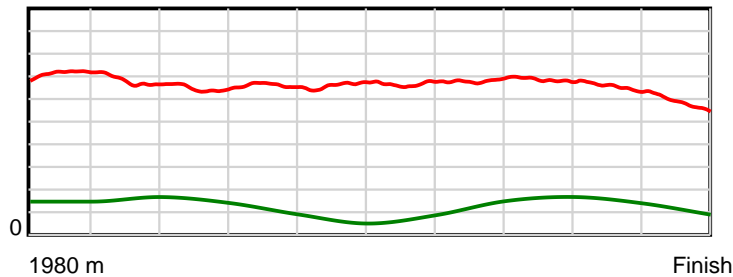
10 m Stride length



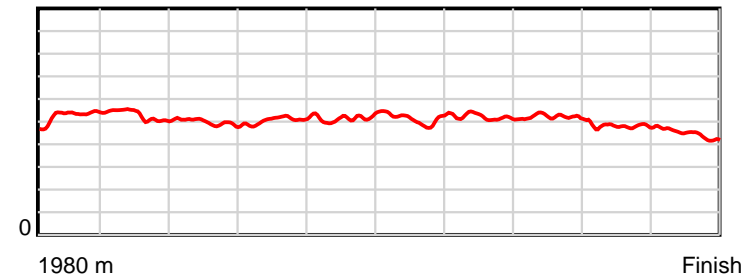
0.6 s Stride duration



20 m/sec Speed



100 % Stride efficiency



Note: Horizontal distance axis grid lines are 200m furlongs.

Disclaimer.

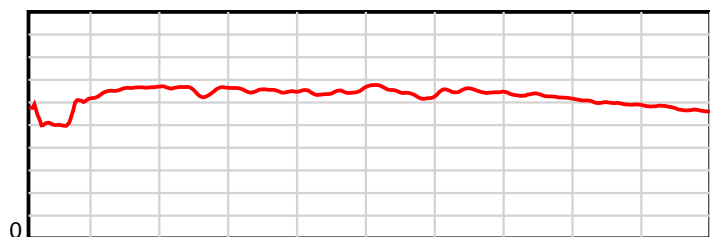
HRNZ and NZMTC and Thoroughbred Ratings Pty Ltd accepts no responsibility for the completeness or accuracy of any of the information contained herein, and makes no representations about its suitability for any particular purpose. Users should make their own judgements about those matters and/or seek independent advice. You assume all risks associated with use of the data provided on this page.

Race Results

March 01, 2020, Race 4, BUSH INN TAVERN MOBILE PACE, Distance 1980m, Addington - Survey 1980m

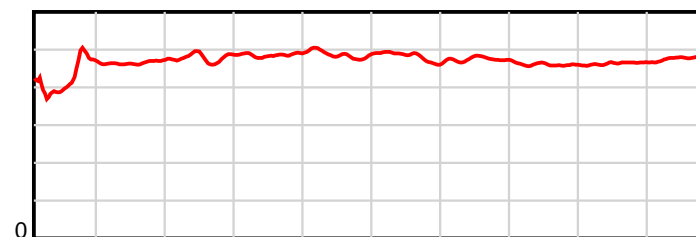
Result	TAB no.	Horse (Barrier)	1980 to	1800m to	1600m to	1400m to	1200m to	1000m to	800m to	600m to	400m to	200m to	Total or	Margin
9th	1	ltz The Con Ar... (1)	1800m	1600m	1400m	1200m	1000m	800m	600m	400m	200m	WP	Average	
		Position in running (margin)	-	9(13.2)	9(14.9)	8(10.8)	9(9.8)	8(7.2)	9(8.0)	9(8.7)	9(11.8)	9(16.6)		24.60
		Sectional time (s)	13.77	14.43	14.60	14.99	14.86	15.26	14.64	15.11	15.39	16.94		
		Cumulative time (s)	149.99	136.22	121.79	107.19	92.20	77.34	62.08	47.44	32.33	16.94	2:29.99	
		Speed (m/s)	13.07	13.86	13.70	13.34	13.46	13.11	13.66	13.24	13.00	11.81	13.20	
		Stride length (m)	5.47	6.45	6.56	6.49	6.56	6.30	6.48	6.09	6.03	5.69	6.20	
		Stride duration (s)	0.422	0.466	0.479	0.486	0.487	0.481	0.474	0.460	0.464	0.482	0.469	
		Stride efficiency (%)	46.73	65.08	67.29	65.76	67.22	62.02	65.60	57.88	56.86	50.53	60.01	
		Stride count	32.91	30.99	30.48	30.83	30.49	31.75	30.87	32.86	33.16	35.17	319.51	

10 m Stride length



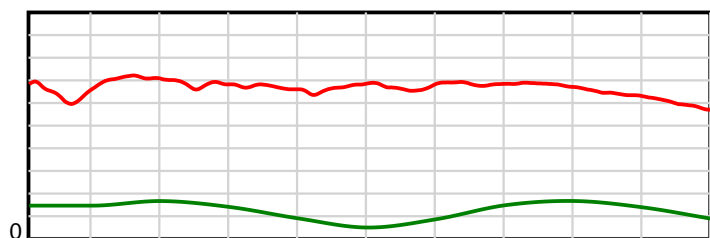
1980 m Finish

0.6 s Stride duration



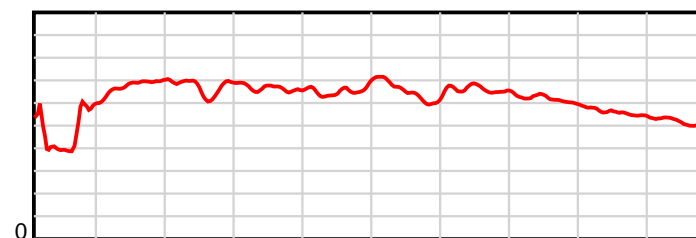
1980 m Finish

20 m/sec Speed



1980 m Finish

100 % Stride efficiency



1980 m Finish

Note: Horizontal distance axis grid lines are 200m furlongs.

Disclaimer.

HRNZ and NZMTC and Thoroughbred Ratings Pty Ltd accepts no responsibility for the completeness or accuracy of any of the information contained herein, and makes no representations about its suitability for any particular purpose. Users should make their own judgements about those matters and/or seek independent advice. You assume all risks associated with use of the data provided on this page.



Race Results



March 01, 2020, Race 5, , Distance 2600m, Addington - Survey 3200m

Result	TAB no.	Horse (Barrier)	2600 to	2400m to
1st	8	Vulcan Star(AU... (8)	2400m	2200m
		Position in running (margin)	-	2(0.4)
		Sectional time (s)	17.13	14.89
		Cumulative time (s)	200.20	183.07
		Speed (m/s)	11.67	13.43
		Stride length (m)	5.69	6.10
		Stride duration (s)	0.480	0.454
		Stride efficiency (%)	50.56	58.05
		Stride count	35.16	32.81

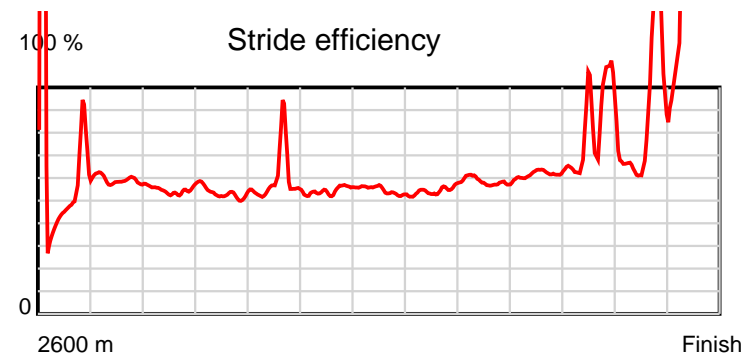
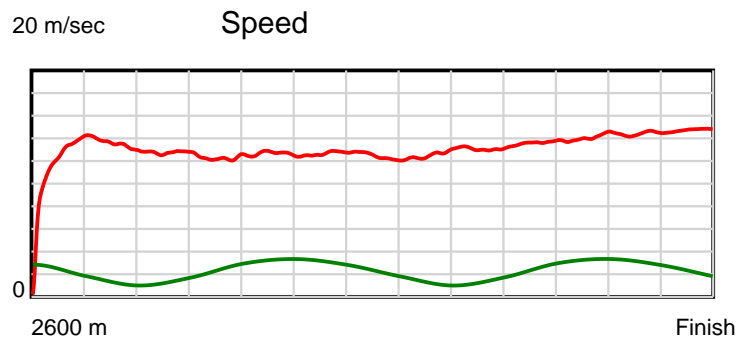
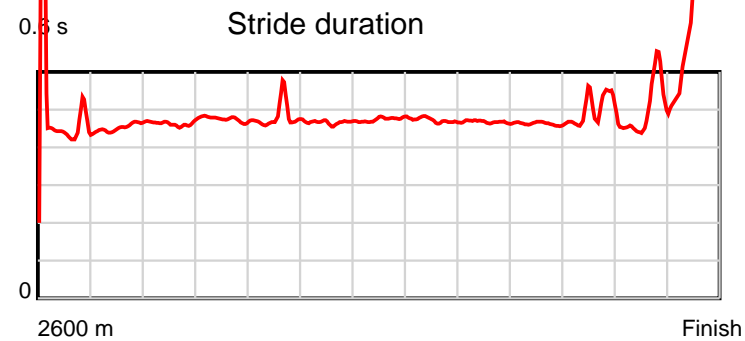
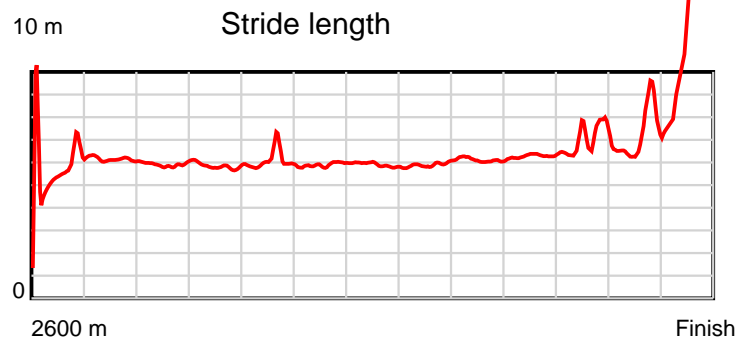
Disclaimer.

HRNZ and NZMTC and Thoroughbred Ratings Pty Ltd accepts no responsibility for the completeness or accuracy of any of the information contained herein, and makes no representations about its suitability for any particular purpose. Users should make their own judgements about those matters and/or seek independent advice. You assume all risks associated with use of the data provided on this page.

Race Results

March 01, 2020, Race 5, , Distance 2600m, Addington - Survey 3200m

Result	TAB no.	Horse (Barrier)	2200m to	2000m to	1800m to	1600m to	1400m to	1200m to	1000m to	800m to	600m to	400m to	200m to	Total or	Margin
1st	8	Vulcan Star(AU... (8)	2000m	1800m	1600m	1400m	1200m	1000m	800m	600m	400m	200m	WP	Average	
		Position in running (margin)	1(0.0)	2(2.8)	2(1.8)	3(2.4)	3(2.2)	3(2.1)	3(1.6)	3(2.0)	3(1.6)	3(2.1)	3(1.8)		0.00
		Sectional time (s)	16.01	16.28	15.99	15.77	16.05	15.98	15.48	14.72	14.40	13.96	13.54		
		Cumulative time (s)	168.18	152.17	135.89	119.90	104.13	88.08	72.10	56.62	41.90	27.50	13.54	3:20.20	
		Speed (m/s)	12.49	12.29	12.51	12.68	12.46	12.52	12.92	13.59	13.89	14.33	14.77	12.99	
		Stride length (m)	5.79	5.83	5.93	5.91	5.92	5.90	6.04	6.29	6.62	6.76	14.03	6.32	
		Stride duration (s)	0.464	0.475	0.474	0.466	0.475	0.471	0.467	0.463	0.476	0.472	0.950	0.487	
		Stride efficiency (%)	52.41	53.14	54.98	54.62	54.73	54.31	56.93	61.87	68.39	71.36	307.59	62.51	
		Stride count	34.54	34.30	33.72	33.83	33.79	33.93	33.14	31.78	30.23	29.60	14.26	411.09	



Note: Horizontal distance axis grid lines are 200m furlongs.

Disclaimer.

HRNZ and NZMTC and Thoroughbred Ratings Pty Ltd accepts no responsibility for the completeness or accuracy of any of the information contained herein, and makes no representations about its suitability for any particular purpose. Users should make their own judgements about those matters and/or seek independent advice. You assume all risks associated with use of the data provided on this page.



Race Results



March 01, 2020, Race 5, , Distance 2600m, Addington - Survey 3200m

Result	TAB no.	Horse (Barrier)	2600 to	2400m to
2nd	7	La Bella Vita (7)	2400m	2200m
		Position in running (margin)	-	3(2.2)
		Sectional time (s)	17.63	14.95
		Cumulative time (s)	200.41	182.78
		Speed (m/s)	11.34	13.38
		Stride length (m)	5.45	6.25
		Stride duration (s)	0.457	0.467
		Stride efficiency (%)	46.40	61.07
		Stride count	36.70	31.99

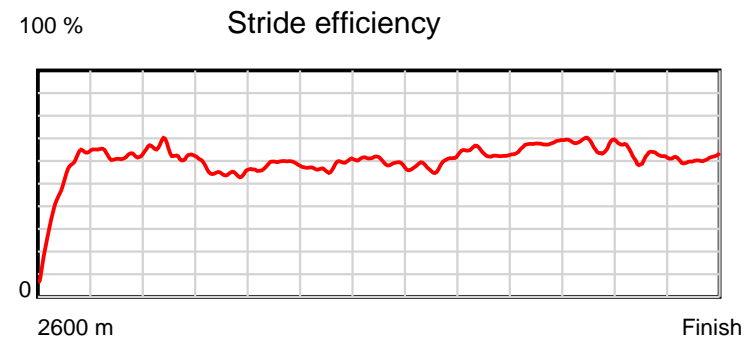
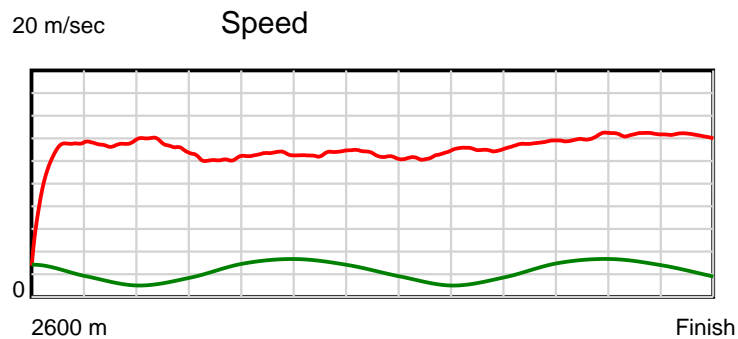
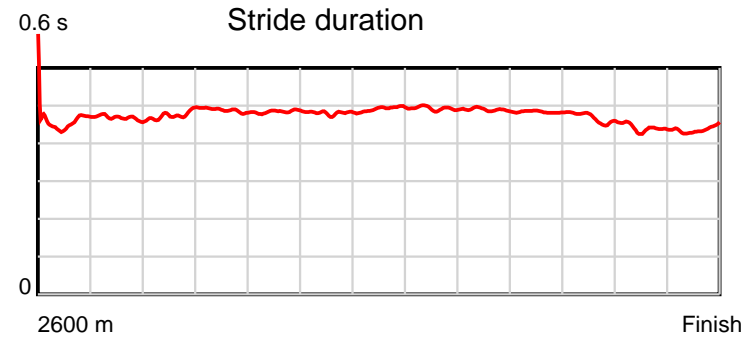
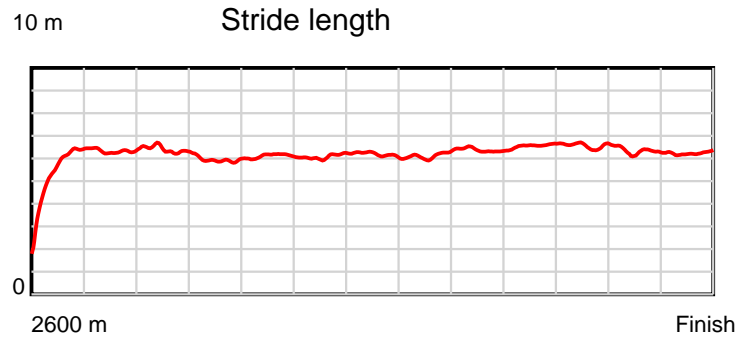
Disclaimer.

HRNZ and NZMTC and Thoroughbred Ratings Pty Ltd accepts no responsibility for the completeness or accuracy of any of the information contained herein, and makes no representations about its suitability for any particular purpose. Users should make their own judgements about those matters and/or seek independent advice. You assume all risks associated with use of the data provided on this page.

Race Results

March 01, 2020, Race 5, , Distance 2600m, Addington - Survey 3200m

Result	TAB no.	Horse (Barrier)	2200m to	2000m to	1800m to	1600m to	1400m to	1200m to	1000m to	800m to	600m to	400m to	200m to	Total or	Margin
2nd	7	La Bella Vita (7)	2000m	1800m	1600m	1400m	1200m	1000m	800m	600m	400m	200m	WP	Average	
		Position in running (margin)	3(2.1)	1(0.0)	1(0.0)	1(0.0)	1(0.0)	1(0.0)	1(0.0)	1(0.0)	1(0.0)	1(0.0)	1(0.0)		1.10
		Sectional time (s)	15.18	16.45	15.89	15.81	16.06	16.07	15.40	14.78	14.31	14.02	13.86		
		Cumulative time (s)	167.83	152.65	136.20	120.31	104.50	88.44	72.37	56.97	42.19	27.88	13.86	3:20.41	
		Speed (m/s)	13.18	12.16	12.59	12.65	12.45	12.45	12.99	13.53	13.98	14.27	14.43	12.97	
		Stride length (m)	6.27	5.93	6.09	6.08	6.13	6.13	6.35	6.54	6.51	6.27	6.33	6.17	
		Stride duration (s)	0.476	0.488	0.484	0.481	0.492	0.493	0.489	0.483	0.466	0.439	0.439	0.475	
		Stride efficiency (%)	61.51	54.92	58.00	57.78	58.72	58.76	62.93	66.82	66.24	61.42	62.63	59.44	
		Stride count	31.88	33.73	32.83	32.89	32.63	32.61	31.52	30.59	30.72	31.90	31.59	421.58	



Note: Horizontal distance axis grid lines are 200m furlongs.

Disclaimer.

HRNZ and NZMTC and Thoroughbred Ratings Pty Ltd accepts no responsibility for the completeness or accuracy of any of the information contained herein, and makes no representations about its suitability for any particular purpose. Users should make their own judgements about those matters and/or seek independent advice. You assume all risks associated with use of the data provided on this page.



Race Results



March 01, 2020, Race 5, , Distance 2600m, Addington - Survey 3200m

Result	TAB no.	Horse (Barrier)	2600 to	2400m to
3rd	11	Seamark (11)	2400m	2200m
		Position in running (margin)	-	8(11.5)
		Sectional time (s)	18.85	15.66
		Cumulative time (s)	200.83	181.98
		Speed (m/s)	10.61	12.77
		Stride length (m)	5.52	5.97
		Stride duration (s)	0.471	0.467
		Stride efficiency (%)	47.54	55.67
		Stride count	36.26	33.51

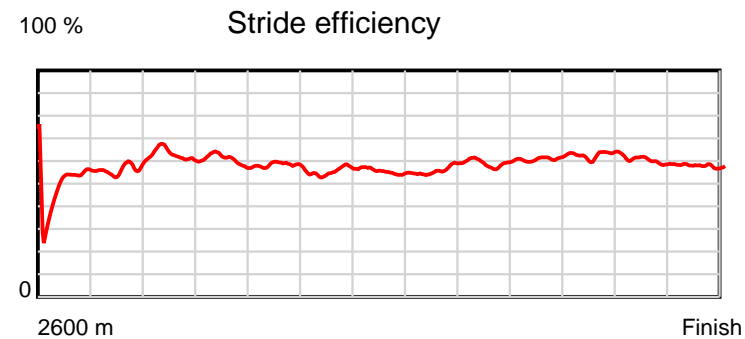
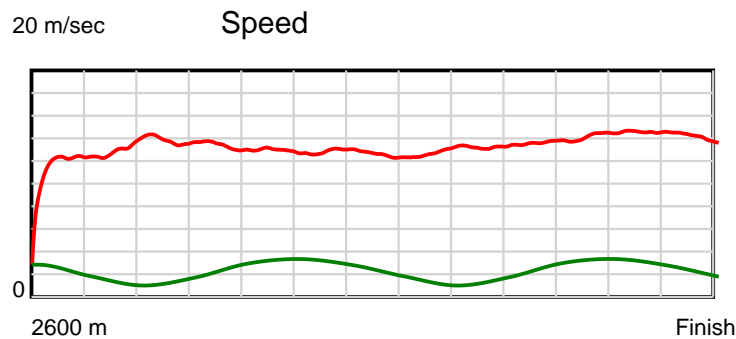
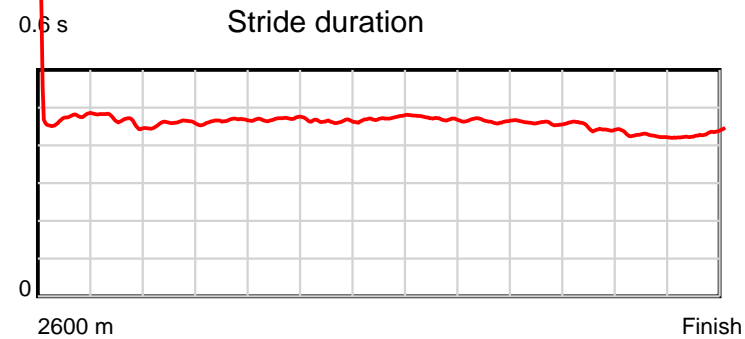
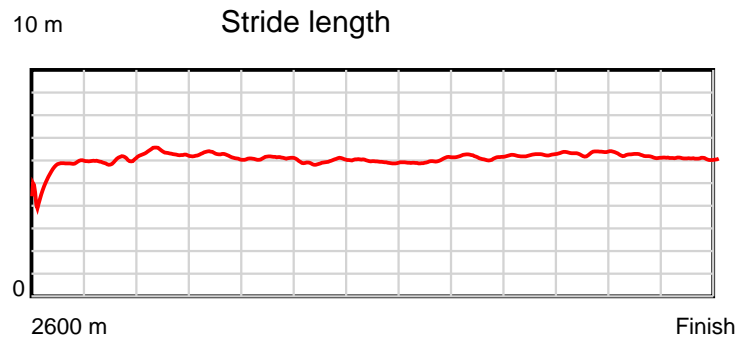
Disclaimer.

HRNZ and NZMTC and Thoroughbred Ratings Pty Ltd accepts no responsibility for the completeness or accuracy of any of the information contained herein, and makes no representations about its suitability for any particular purpose. Users should make their own judgements about those matters and/or seek independent advice. You assume all risks associated with use of the data provided on this page.

Race Results

March 01, 2020, Race 5, , Distance 2600m, Addington - Survey 3200m

Result	TAB no.	Horse (Barrier)	2200m to	2000m to	1800m to	1600m to	1400m to	1200m to	1000m to	800m to	600m to	400m to	200m to	Total or	Margin
3rd	11	Seamark (11)	2000m	1800m	1600m	1400m	1200m	1000m	800m	600m	400m	200m	WP	Average	
		Position in running (margin)	8(15.7)	6(11.6)	3(3.1)	2(1.7)	2(1.4)	2(0.7)	2(0.7)	2(1.2)	2(1.2)	2(1.5)	2(0.9)		3.40
		Sectional time (s)	14.85	15.05	15.65	15.76	15.94	16.06	15.50	14.78	14.35	13.92	14.46		
		Cumulative time (s)	166.32	151.47	136.42	120.77	105.01	89.07	73.01	57.51	42.73	28.38	14.46	3:20.83	
		Speed (m/s)	13.47	13.29	12.78	12.69	12.55	12.45	12.90	13.53	13.94	14.37	13.83	12.95	
		Stride length (m)	6.17	6.18	6.01	5.88	5.93	5.87	6.00	6.21	6.22	6.10	5.97	6.00	
		Stride duration (s)	0.458	0.465	0.471	0.463	0.473	0.471	0.465	0.459	0.447	0.425	0.432	0.463	
		Stride efficiency (%)	59.54	59.66	56.51	53.94	55.01	53.85	56.25	60.31	60.53	58.19	55.69	56.20	
		Stride count	32.40	32.37	33.26	34.04	33.71	34.07	33.34	32.19	32.13	32.77	33.50	433.55	



Note: Horizontal distance axis grid lines are 200m furlongs.

Disclaimer.

HRNZ and NZMTC and Thoroughbred Ratings Pty Ltd accepts no responsibility for the completeness or accuracy of any of the information contained herein, and makes no representations about its suitability for any particular purpose. Users should make their own judgements about those matters and/or seek independent advice. You assume all risks associated with use of the data provided on this page.



Race Results



March 01, 2020, Race 5, , Distance 2600m, Addington - Survey 3200m

Result	TAB no.	Horse (Barrier)	2600 to	2400m to
4th	4	Tombelina (4)	2400m	2200m
		Position in running (margin)	-	1(0.0)
		Sectional time (s)	17.07	15.27
		Cumulative time (s)	201.18	184.11
		Speed (m/s)	11.71	13.10
		Stride length (m)	5.32	5.96
		Stride duration (s)	0.451	0.455
		Stride efficiency (%)	44.22	55.54
		Stride count	37.60	33.55

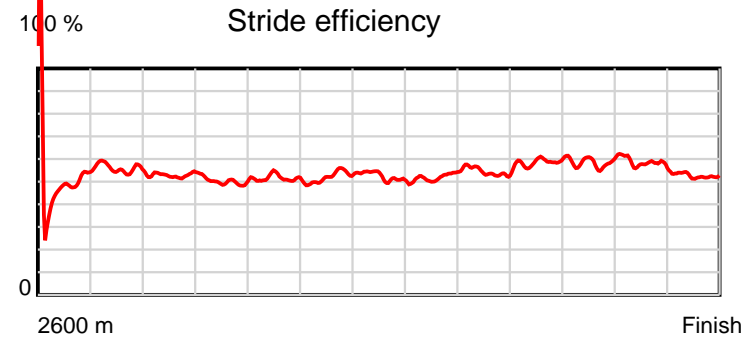
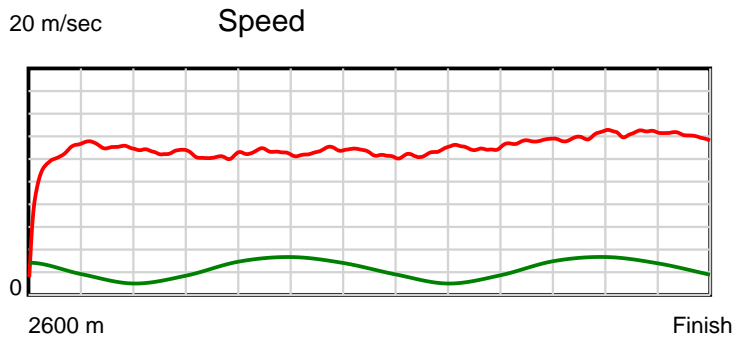
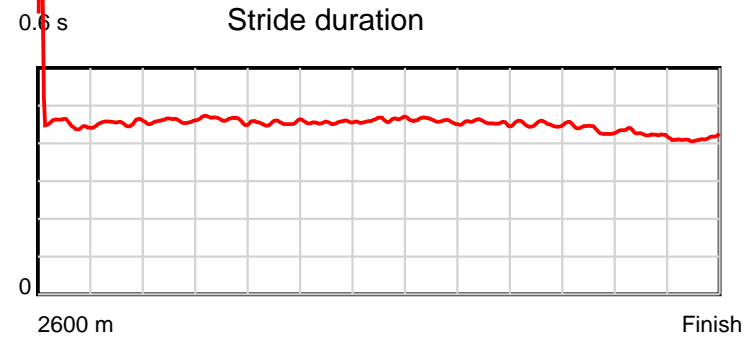
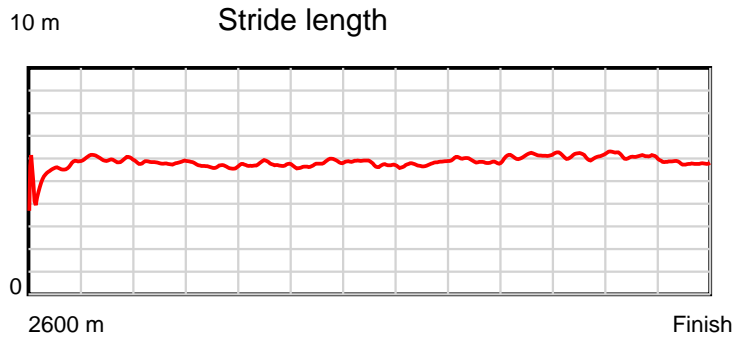
Disclaimer.

HRNZ and NZMTC and Thoroughbred Ratings Pty Ltd accepts no responsibility for the completeness or accuracy of any of the information contained herein, and makes no representations about its suitability for any particular purpose. Users should make their own judgements about those matters and/or seek independent advice. You assume all risks associated with use of the data provided on this page.

Race Results

March 01, 2020, Race 5, , Distance 2600m, Addington - Survey 3200m

Result	TAB no.	Horse (Barrier)	2200m to	2000m to	1800m to	1600m to	1400m to	1200m to	1000m to	800m to	600m to	400m to	200m to	Total or	Margin
4th	4	Tombelina (4)	2000m	1800m	1600m	1400m	1200m	1000m	800m	600m	400m	200m	WP	Average	
		Position in running (margin)	2(1.9)	3(4.3)	4(3.7)	5(3.9)	5(4.0)	5(4.1)	5(3.4)	5(3.8)	5(3.3)	5(3.9)	4(3.6)		5.30
		Sectional time (s)	15.94	16.35	15.93	15.82	16.07	15.96	15.47	14.70	14.40	13.98	14.22		
		Cumulative time (s)	168.84	152.90	136.55	120.62	104.80	88.73	72.77	57.30	42.60	28.20	14.22	3:21.18	
		Speed (m/s)	12.55	12.23	12.55	12.64	12.45	12.53	12.93	13.61	13.89	14.31	14.06	12.92	
		Stride length (m)	5.75	5.67	5.71	5.76	5.75	5.76	5.89	6.14	6.07	6.09	5.82	5.82	
		Stride duration (s)	0.459	0.464	0.455	0.455	0.462	0.460	0.455	0.451	0.437	0.426	0.414	0.450	
		Stride efficiency (%)	51.75	50.26	50.94	51.81	51.73	51.85	54.18	58.93	57.66	57.98	52.85	52.84	
		Stride count	34.75	35.27	35.03	34.74	34.76	34.72	33.96	32.57	32.93	32.83	34.39	447.10	



Note: Horizontal distance axis grid lines are 200m furlongs.

Disclaimer.

HRNZ and NZMTC and Thoroughbred Ratings Pty Ltd accepts no responsibility for the completeness or accuracy of any of the information contained herein, and makes no representations about its suitability for any particular purpose. Users should make their own judgements about those matters and/or seek independent advice. You assume all risks associated with use of the data provided on this page.



Race Results



March 01, 2020, Race 5, , Distance 2600m, Addington - Survey 3200m

Result	TAB no.	Horse (Barrier)	2600 to	2400m to
5th	13	Canardly Remem... (13)	2400m	2200m
		Position in running (margin)	-	10(19.9)
		Sectional time (s)	20.50	14.67
		Cumulative time (s)	201.75	181.25
		Speed (m/s)	9.75	13.63
		Stride length (m)	5.04	5.71
		Stride duration (s)	0.429	0.419
		Stride efficiency (%)	39.66	50.98
		Stride count	39.70	35.01

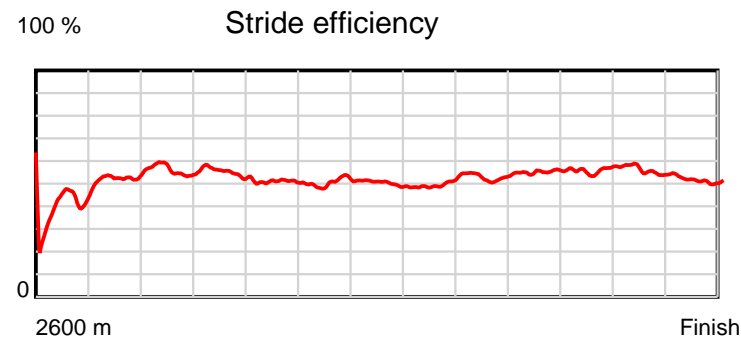
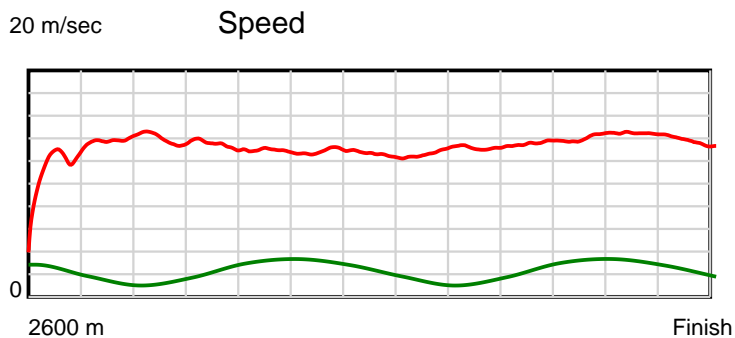
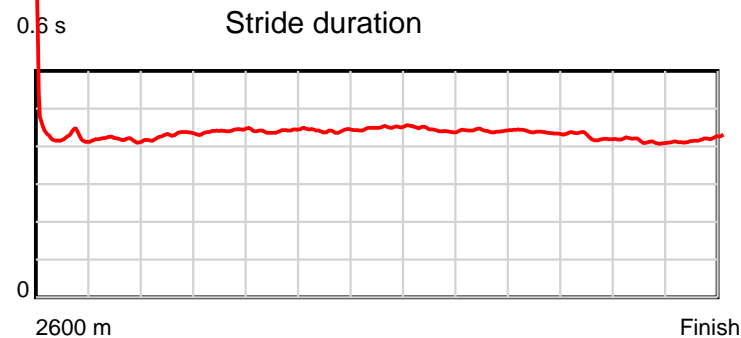
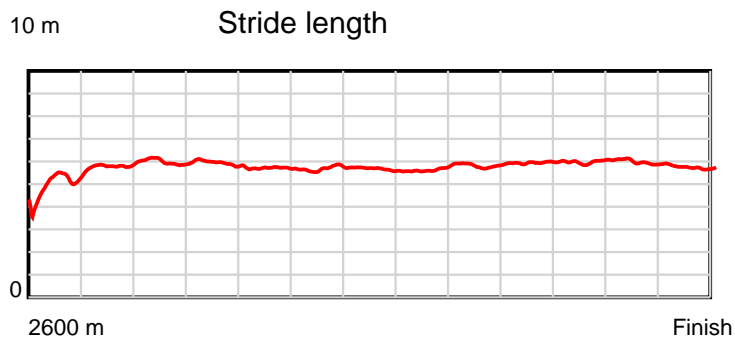
Disclaimer.

HRNZ and NZMTC and Thoroughbred Ratings Pty Ltd accepts no responsibility for the completeness or accuracy of any of the information contained herein, and makes no representations about its suitability for any particular purpose. Users should make their own judgements about those matters and/or seek independent advice. You assume all risks associated with use of the data provided on this page.

Race Results

March 01, 2020, Race 5, , Distance 2600m, Addington - Survey 3200m

Result	TAB no.	Horse (Barrier)	2200m to	2000m to	1800m to	1600m to	1400m to	1200m to	1000m to	800m to	600m to	400m to	200m to	Total or	Margin
5th	13	Canardly Remem... (13)	2000m	1800m	1600m	1400m	1200m	1000m	800m	600m	400m	200m	WP	Average	
		Position in running (margin)	10(18.2)	8(13.5)	5(4.9)	4(3.6)	4(3.4)	4(3.1)	4(2.3)	4(2.6)	4(2.4)	4(3.3)	5(4.1)		8.40
		Sectional time (s)	14.76	15.01	15.68	15.77	16.01	15.93	15.45	14.77	14.46	14.14	14.60		
		Cumulative time (s)	166.58	151.82	136.81	121.13	105.36	89.35	73.42	57.97	43.20	28.74	14.60	3:21.75	
		Speed (m/s)	13.55	13.32	12.76	12.68	12.49	12.55	12.94	13.54	13.83	14.14	13.70	12.89	
		Stride length (m)	5.82	5.89	5.63	5.60	5.62	5.58	5.72	5.92	5.87	5.85	5.74	5.68	
		Stride duration (s)	0.429	0.442	0.441	0.442	0.450	0.444	0.442	0.437	0.425	0.414	0.419	0.441	
		Stride efficiency (%)	52.91	54.14	49.44	49.00	49.39	48.58	51.12	54.83	53.90	53.44	51.51	50.45	
		Stride count	34.37	33.98	35.56	35.72	35.57	35.87	34.97	33.76	34.05	34.20	34.83	457.59	



Note: Horizontal distance axis grid lines are 200m furlongs.

Disclaimer.

HRNZ and NZMTC and Thoroughbred Ratings Pty Ltd accepts no responsibility for the completeness or accuracy of any of the information contained herein, and makes no representations about its suitability for any particular purpose. Users should make their own judgements about those matters and/or seek independent advice. You assume all risks associated with use of the data provided on this page.



Race Results



March 01, 2020, Race 5, , Distance 2600m, Addington - Survey 3200m

Result	TAB no.	Horse (Barrier)	2600 to	2400m to
6th	9	Loissonya (9)	2400m	2200m
		Position in running (margin)	-	7(10.7)
		Sectional time (s)	18.80	15.61
		Cumulative time (s)	201.93	183.13
		Speed (m/s)	10.64	12.81
		Stride length (m)	4.92	5.55
		Stride duration (s)	0.453	0.433
		Stride efficiency (%)	37.81	48.13
		Stride count	40.66	36.04

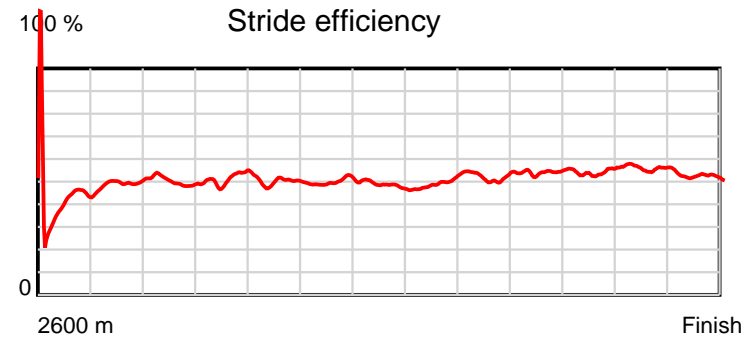
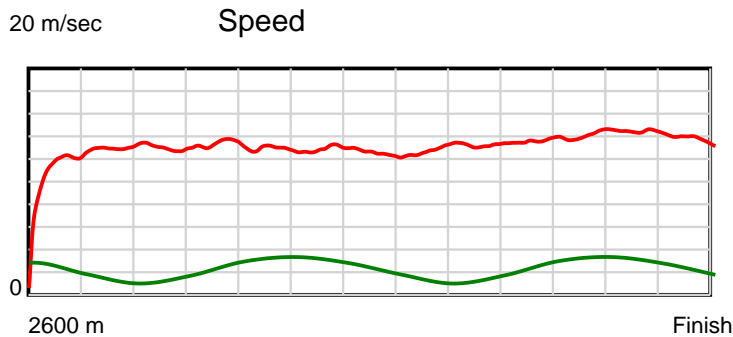
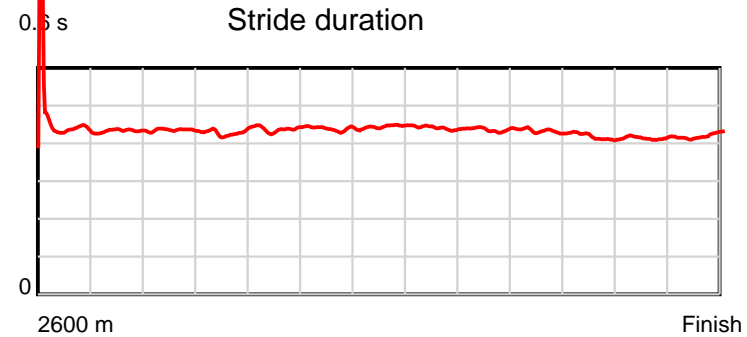
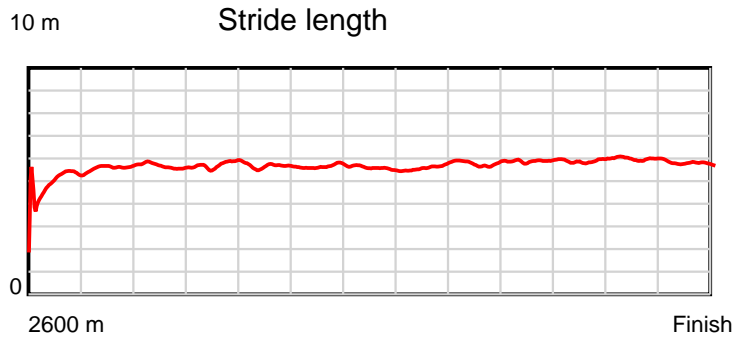
Disclaimer.

HRNZ and NZMTC and Thoroughbred Ratings Pty Ltd accepts no responsibility for the completeness or accuracy of any of the information contained herein, and makes no representations about its suitability for any particular purpose. Users should make their own judgements about those matters and/or seek independent advice. You assume all risks associated with use of the data provided on this page.

Race Results

March 01, 2020, Race 5, , Distance 2600m, Addington - Survey 3200m

Result	TAB no.	Horse (Barrier)	2200m to	2000m to	1800m to	1600m to	1400m to	1200m to	1000m to	800m to	600m to	400m to	200m to	Total or	Margin
6th	9	Loissonya (9)	2000m	1800m	1600m	1400m	1200m	1000m	800m	600m	400m	200m	WP	Average	
		Position in running (margin)	7(14.6)	9(14.5)	7(6.2)	6(5.6)	6(5.2)	6(5.0)	6(4.2)	6(4.4)	6(4.4)	7(5.2)	6(5.4)		9.40
		Sectional time (s)	15.52	15.06	15.81	15.74	16.01	15.93	15.43	14.78	14.46	14.05	14.73		
		Cumulative time (s)	167.52	152.00	136.94	121.13	105.39	89.38	73.45	58.02	43.24	28.78	14.73	3:21.93	
		Speed (m/s)	12.89	13.28	12.65	12.71	12.49	12.55	12.96	13.53	13.83	14.23	13.58	12.88	
		Stride length (m)	5.61	5.69	5.54	5.58	5.55	5.54	5.66	5.85	5.76	5.91	5.71	5.59	
		Stride duration (s)	0.435	0.428	0.438	0.439	0.444	0.441	0.437	0.433	0.417	0.415	0.420	0.435	
		Stride efficiency (%)	49.17	50.60	48.00	48.64	48.11	47.91	50.05	53.52	51.93	54.53	50.95	48.92	
		Stride count	35.65	35.15	36.09	35.85	36.05	36.12	35.34	34.18	34.69	33.86	35.03	464.71	



Note: Horizontal distance axis grid lines are 200m furlongs.

Disclaimer.

HRNZ and NZMTC and Thoroughbred Ratings Pty Ltd accepts no responsibility for the completeness or accuracy of any of the information contained herein, and makes no representations about its suitability for any particular purpose. Users should make their own judgements about those matters and/or seek independent advice. You assume all risks associated with use of the data provided on this page.



Race Results



March 01, 2020, Race 5, , Distance 2600m, Addington - Survey 3200m

Result	TAB no.	Horse (Barrier)	2600 to	2400m to
7th	1	Mr Bohannon (1)	2400m	2200m
		Position in running (margin)	-	11(22.4)
		Sectional time (s)	20.72	15.94
		Cumulative time (s)	201.98	181.26
		Speed (m/s)	9.65	12.55
		Stride length (m)	4.65	6.34
		Stride duration (s)	0.482	0.505
		Stride efficiency (%)	33.72	62.76
		Stride count	43.05	31.56

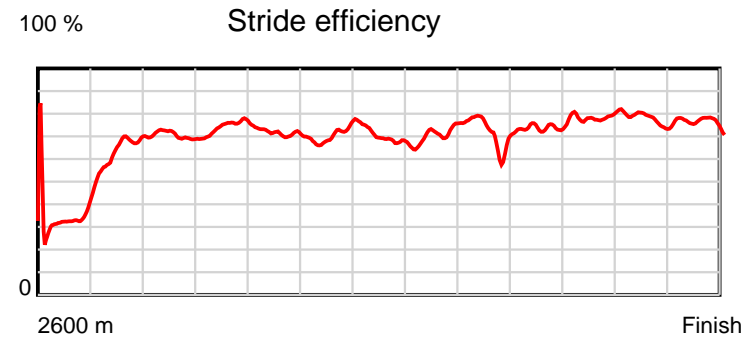
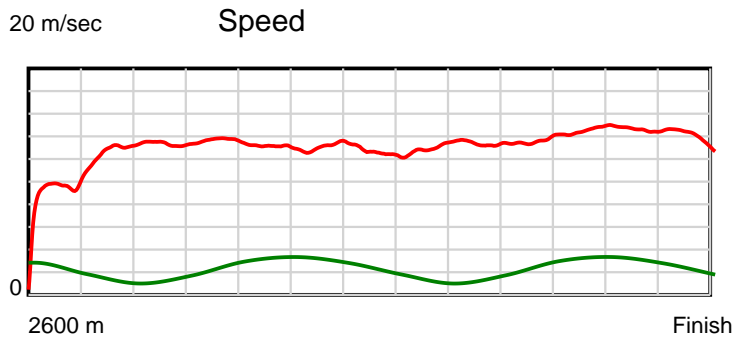
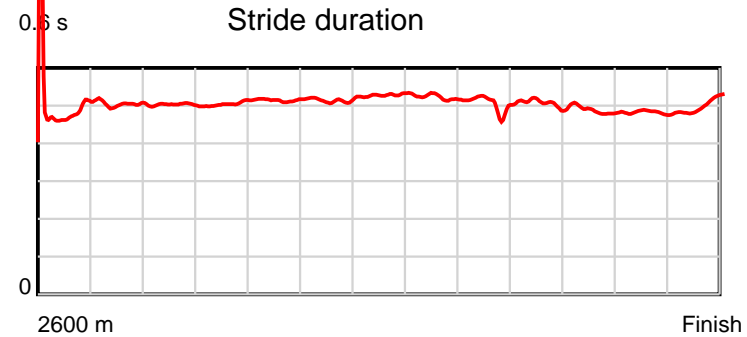
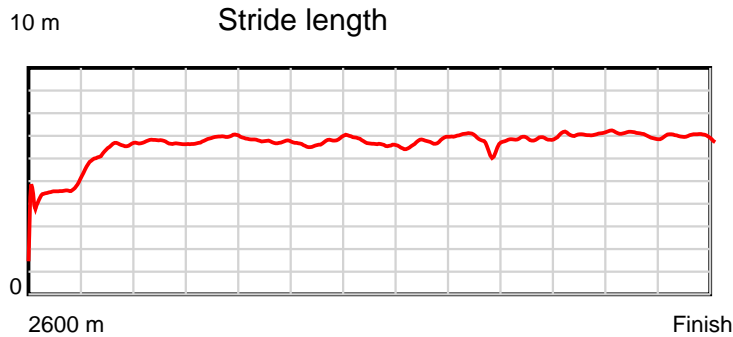
Disclaimer.

HRNZ and NZMTC and Thoroughbred Ratings Pty Ltd accepts no responsibility for the completeness or accuracy of any of the information contained herein, and makes no representations about its suitability for any particular purpose. Users should make their own judgements about those matters and/or seek independent advice. You assume all risks associated with use of the data provided on this page.

Race Results

March 01, 2020, Race 5, , Distance 2600m, Addington - Survey 3200m

Result	TAB no.	Horse (Barrier)	2200m to	2000m to	1800m to	1600m to	1400m to	1200m to	1000m to	800m to	600m to	400m to	200m to	Total or	Margin
7th	1	Mr Bohannon (1)	2000m	1800m	1600m	1400m	1200m	1000m	800m	600m	400m	200m	WP	Average	
		Position in running (margin)	11(28.3)	11(25.9)	11(15.6)	11(13.4)	11(11.8)	11(11.5)	11(10.8)	11(10.2)	11(9.1)	10(8.0)	9(7.4)		9.60
		Sectional time (s)	15.14	14.74	15.51	15.56	15.99	15.97	15.30	14.59	14.14	13.91	14.47		
		Cumulative time (s)	165.32	150.18	135.44	119.93	104.37	88.38	72.41	57.11	42.52	28.38	14.47	3:21.98	
		Speed (m/s)	13.21	13.57	12.89	12.85	12.51	12.52	13.07	13.71	14.14	14.38	13.82	12.87	
		Stride length (m)	6.64	6.84	6.63	6.61	6.61	6.54	6.59	6.94	6.89	6.93	6.97	6.48	
		Stride duration (s)	0.502	0.504	0.515	0.514	0.528	0.522	0.504	0.506	0.487	0.482	0.504	0.504	
		Stride efficiency (%)	68.87	73.19	68.76	68.34	68.18	66.85	67.87	75.25	74.24	75.01	75.88	65.70	
		Stride count	30.13	29.22	30.15	30.24	30.28	30.58	30.35	28.82	29.02	28.87	28.70	400.97	



Note: Horizontal distance axis grid lines are 200m furlongs.

Disclaimer.

HRNZ and NZMTC and Thoroughbred Ratings Pty Ltd accepts no responsibility for the completeness or accuracy of any of the information contained herein, and makes no representations about its suitability for any particular purpose. Users should make their own judgements about those matters and/or seek independent advice. You assume all risks associated with use of the data provided on this page.



Race Results



March 01, 2020, Race 5, , Distance 2600m, Addington - Survey 3200m

Result	TAB no.	Horse (Barrier)	2600 to	2400m to
8th	6	Sweeney Todd (6)	2400m	2200m
		Position in running (margin)	-	6(8.6)
		Sectional time (s)	18.50	15.61
		Cumulative time (s)	202.10	183.60
		Speed (m/s)	10.81	12.81
		Stride length (m)	5.25	5.91
		Stride duration (s)	0.455	0.462
		Stride efficiency (%)	43.09	54.65
		Stride count	38.08	33.82

Disclaimer.

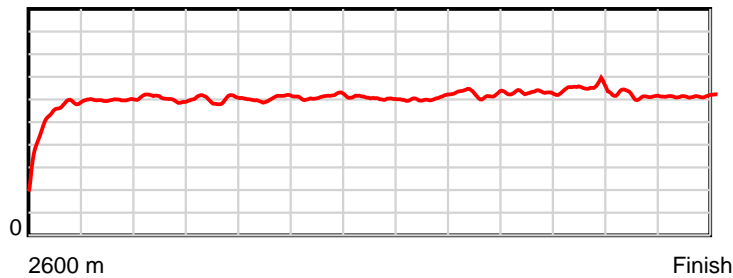
HRNZ and NZMTC and Thoroughbred Ratings Pty Ltd accepts no responsibility for the completeness or accuracy of any of the information contained herein, and makes no representations about its suitability for any particular purpose. Users should make their own judgements about those matters and/or seek independent advice. You assume all risks associated with use of the data provided on this page.

Race Results

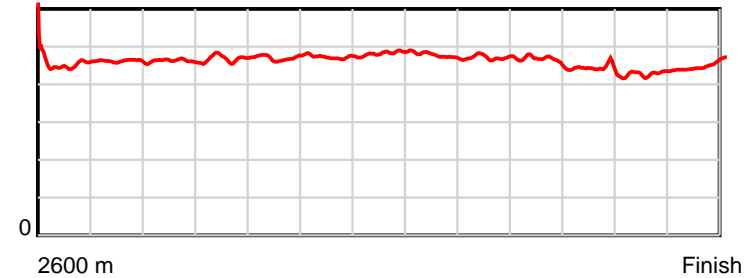
March 01, 2020, Race 5, , Distance 2600m, Addington - Survey 3200m

Result	TAB no.	Horse (Barrier)	2200m to	2000m to	1800m to	1600m to	1400m to	1200m to	1000m to	800m to	600m to	400m to	200m to	Total or	Margin
8th	6	Sweeney Todd (6)	2000m	1800m	1600m	1400m	1200m	1000m	800m	600m	400m	200m	WP	Average	
		Position in running (margin)	6(12.5)	7(12.2)	8(7.6)	8(8.0)	8(7.4)	8(7.2)	8(6.6)	8(7.2)	8(6.2)	6(4.2)	7(6.1)		10.30
		Sectional time (s)	15.48	15.67	15.96	15.72	16.02	15.97	15.50	14.60	13.98	14.34	14.75		
		Cumulative time (s)	167.99	152.51	136.84	120.88	105.16	89.14	73.17	57.67	43.07	29.09	14.75	3:22.10	
		Speed (m/s)	12.92	12.76	12.53	12.72	12.48	12.52	12.90	13.70	14.31	13.95	13.56	12.86	
		Stride length (m)	5.97	5.98	5.89	6.01	6.02	5.96	6.08	6.34	6.26	6.00	6.13	5.97	
		Stride duration (s)	0.462	0.468	0.470	0.472	0.482	0.476	0.471	0.463	0.437	0.431	0.452	0.464	
		Stride efficiency (%)	55.66	55.82	54.27	56.45	56.64	55.55	57.80	62.84	61.22	56.32	58.68	55.78	
		Stride count	33.51	33.46	33.94	33.28	33.22	33.54	32.89	31.54	31.95	33.31	32.64	435.18	

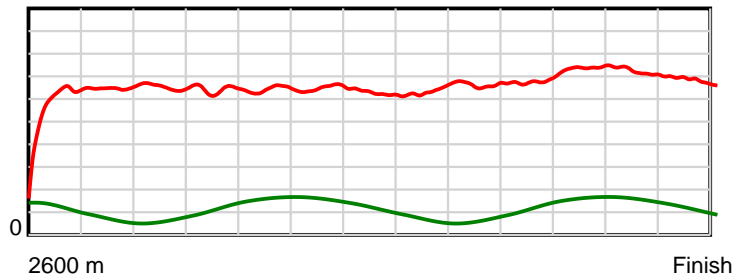
10 m Stride length



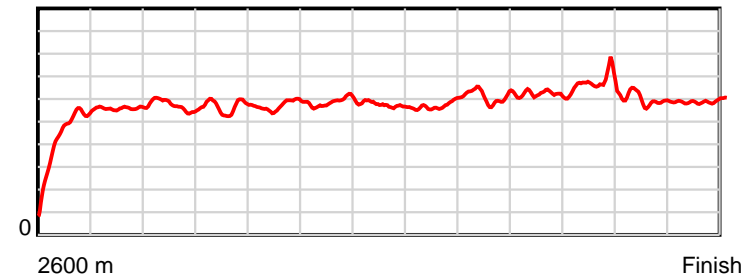
0.6 s Stride duration



20 m/sec Speed



100 % Stride efficiency



Note: Horizontal distance axis grid lines are 200m furlongs.

Disclaimer.

HRNZ and NZMTC and Thoroughbred Ratings Pty Ltd accepts no responsibility for the completeness or accuracy of any of the information contained herein, and makes no representations about its suitability for any particular purpose. Users should make their own judgements about those matters and/or seek independent advice. You assume all risks associated with use of the data provided on this page.



Race Results



March 01, 2020, Race 5, , Distance 2600m, Addington - Survey 3200m

Result	TAB no.	Horse (Barrier)	2600 to	2400m to
9th	3	Eastwood Isabe... (3)	2400m	2200m
		Position in running (margin)	-	4(2.3)
		Sectional time (s)	17.36	15.26
		Cumulative time (s)	202.27	184.91
		Speed (m/s)	11.52	13.11
		Stride length (m)	5.15	6.05
		Stride duration (s)	0.450	0.461
		Stride efficiency (%)	41.44	57.18
		Stride count	38.84	33.06

Disclaimer.

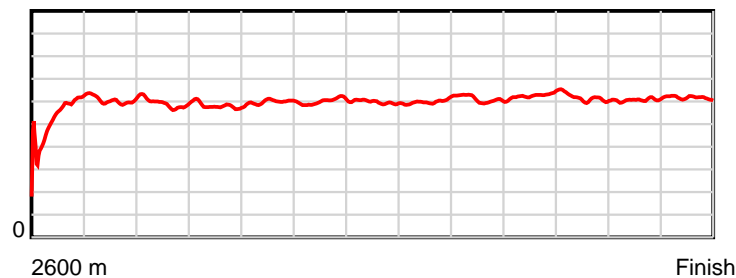
HRNZ and NZMTC and Thoroughbred Ratings Pty Ltd accepts no responsibility for the completeness or accuracy of any of the information contained herein, and makes no representations about its suitability for any particular purpose. Users should make their own judgements about those matters and/or seek independent advice. You assume all risks associated with use of the data provided on this page.

Race Results

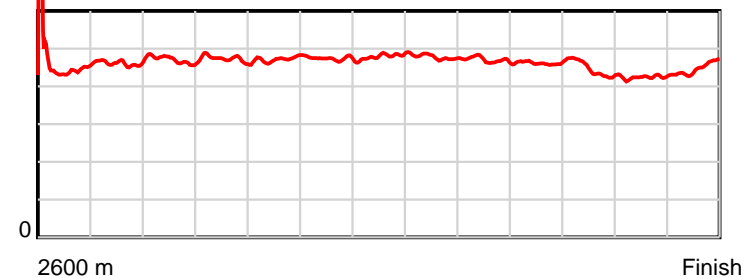
March 01, 2020, Race 5, , Distance 2600m, Addington - Survey 3200m

Result	TAB no.	Horse (Barrier)	2200m to	2000m to	1800m to	1600m to	1400m to	1200m to	1000m to	800m to	600m to	400m to	200m to	Total or	Margin
9th	3	Eastwood Isabe... (3)	2000m	1800m	1600m	1400m	1200m	1000m	800m	600m	400m	200m	WP	Average	
		Position in running (margin)	4(4.1)	4(6.8)	6(6.1)	7(5.8)	7(6.0)	7(5.8)	7(5.5)	7(5.6)	7(5.1)	9(7.6)	10(7.5)		11.20
		Sectional time (s)	15.98	16.33	15.85	15.83	16.03	16.01	15.42	14.70	14.73	14.00	14.77		
		Cumulative time (s)	169.65	153.67	137.34	121.49	105.66	89.63	73.62	58.20	43.50	28.77	14.77	3:22.27	
		Speed (m/s)	12.52	12.25	12.62	12.63	12.48	12.49	12.97	13.61	13.58	14.29	13.54	12.85	
		Stride length (m)	5.88	5.79	5.97	5.98	5.99	5.96	6.09	6.29	6.04	6.05	6.09	5.94	
		Stride duration (s)	0.470	0.473	0.473	0.474	0.480	0.477	0.469	0.462	0.445	0.424	0.450	0.462	
		Stride efficiency (%)	54.04	52.37	55.66	55.97	56.06	55.57	57.93	61.82	57.09	57.27	58.01	55.08	
		Stride count	34.01	34.55	33.51	33.42	33.39	33.54	32.85	31.80	33.09	33.04	32.82	437.92	

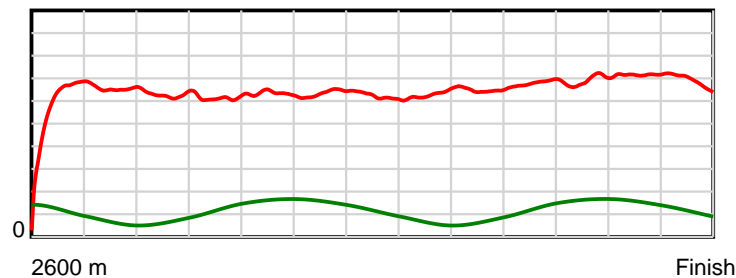
10 m Stride length



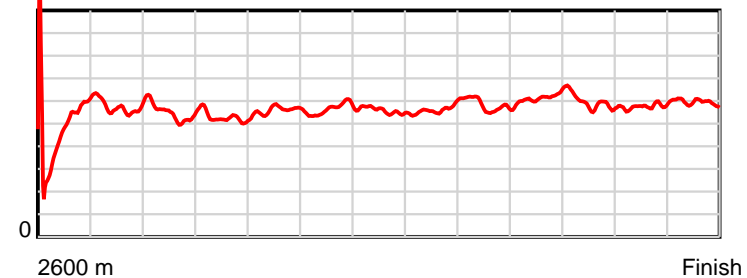
0.5 s Stride duration



20 m/sec Speed



100 % Stride efficiency



Note: Horizontal distance axis grid lines are 200m furlongs.

Disclaimer.

HRNZ and NZMTC and Thoroughbred Ratings Pty Ltd accepts no responsibility for the completeness or accuracy of any of the information contained herein, and makes no representations about its suitability for any particular purpose. Users should make their own judgements about those matters and/or seek independent advice. You assume all risks associated with use of the data provided on this page.



Race Results



March 01, 2020, Race 5, , Distance 2600m, Addington - Survey 3200m

Result	TAB no.	Horse (Barrier)	2600 to	2400m to
10th	12	Gotta Future (12)	2400m	2200m
		Position in running (margin)	-	9(14.6)
		Sectional time (s)	19.57	15.50
		Cumulative time (s)	202.35	182.78
		Speed (m/s)	10.22	12.90
		Stride length (m)	5.42	5.99
		Stride duration (s)	0.460	0.464
		Stride efficiency (%)	45.85	55.98
		Stride count	36.92	33.42

Disclaimer.

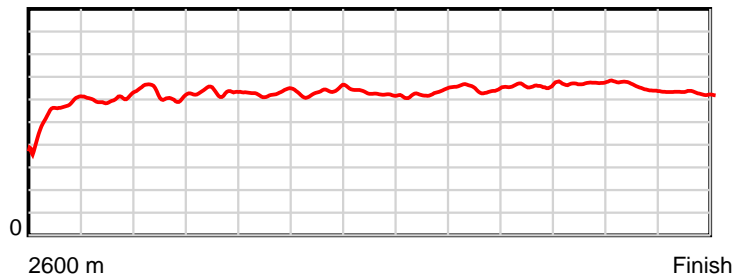
HRNZ and NZMTC and Thoroughbred Ratings Pty Ltd accepts no responsibility for the completeness or accuracy of any of the information contained herein, and makes no representations about its suitability for any particular purpose. Users should make their own judgements about those matters and/or seek independent advice. You assume all risks associated with use of the data provided on this page.

Race Results

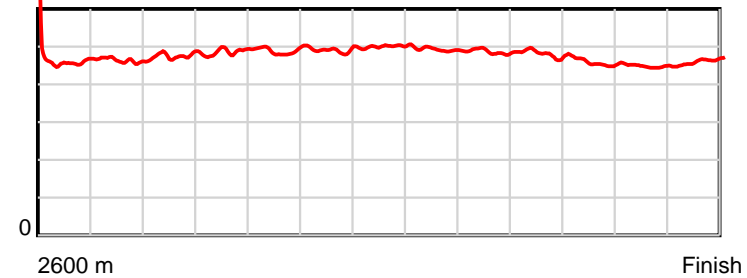
March 01, 2020, Race 5, , Distance 2600m, Addington - Survey 3200m

Result	TAB no.	Horse (Barrier)	2200m to	2000m to	1800m to	1600m to	1400m to	1200m to	1000m to	800m to	600m to	400m to	200m to	Total or	Margin
10th	12	Gotta Future (12)	2000m	1800m	1600m	1400m	1200m	1000m	800m	600m	400m	200m	WP	Average	
		Position in running (margin)	9(17.9)	10(16.8)	10(10.3)	10(9.8)	10(9.4)	10(8.8)	10(8.5)	10(8.5)	9(7.4)	8(6.0)	8(7.0)		11.60
		Sectional time (s)	15.37	15.37	15.80	15.74	15.95	16.03	15.39	14.60	14.09	14.17	14.77		
		Cumulative time (s)	167.28	151.91	136.54	120.74	105.00	89.05	73.02	57.63	43.03	28.94	14.77	3:22.35	
		Speed (m/s)	13.01	13.01	12.66	12.71	12.54	12.48	13.00	13.70	14.19	14.11	13.54	12.85	
		Stride length (m)	6.19	6.32	6.20	6.24	6.27	6.14	6.32	6.59	6.49	6.31	6.27	6.20	
		Stride duration (s)	0.476	0.485	0.489	0.491	0.501	0.493	0.487	0.481	0.457	0.447	0.463	0.483	
		Stride efficiency (%)	59.94	62.35	60.01	60.93	61.52	58.99	62.47	67.84	65.87	62.30	61.43	60.07	
		Stride count	32.29	31.66	32.27	32.03	31.87	32.55	31.63	30.35	30.80	31.67	31.90	419.36	

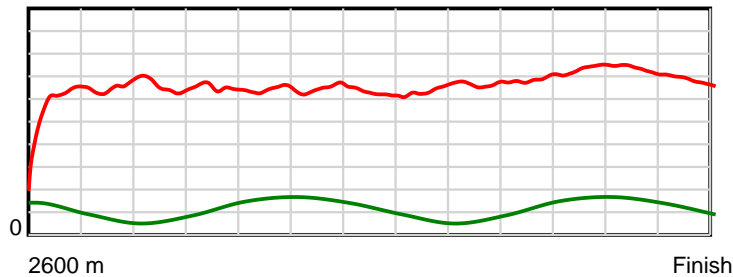
10 m Stride length



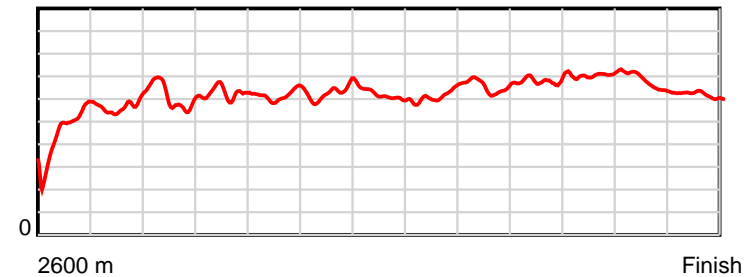
0.6 s Stride duration



20 m/sec Speed



100 % Stride efficiency



Note: Horizontal distance axis grid lines are 200m furlongs.

Disclaimer.

HRNZ and NZMTC and Thoroughbred Ratings Pty Ltd accepts no responsibility for the completeness or accuracy of any of the information contained herein, and makes no representations about its suitability for any particular purpose. Users should make their own judgements about those matters and/or seek independent advice. You assume all risks associated with use of the data provided on this page.



Race Results



March 01, 2020, Race 5, , Distance 2600m, Addington - Survey 3200m

Result	TAB no.	Horse (Barrier)	2600 to	2400m to
11th	10	Victor Tango (10)	2400m	2200m
		Position in running (margin)	-	5(5.0)
		Sectional time (s)	17.85	15.09
		Cumulative time (s)	204.30	186.45
		Speed (m/s)	11.20	13.25
		Stride length (m)	5.09	6.20
		Stride duration (s)	0.451	0.468
		Stride efficiency (%)	40.55	60.09
		Stride count	39.26	32.25

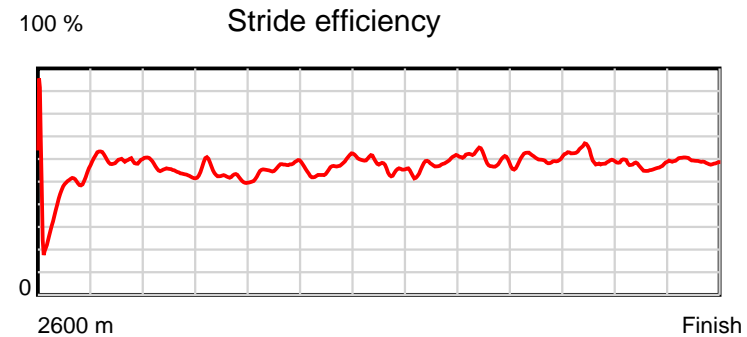
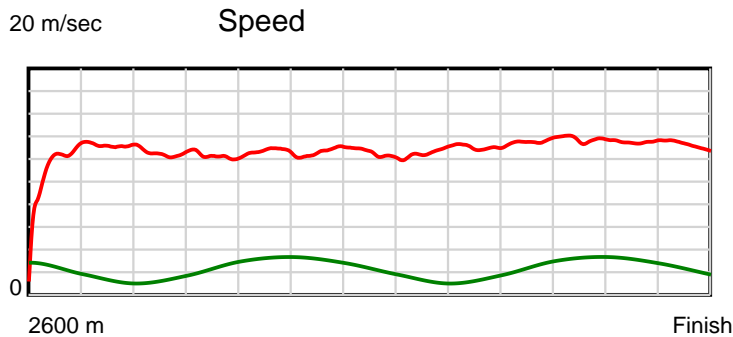
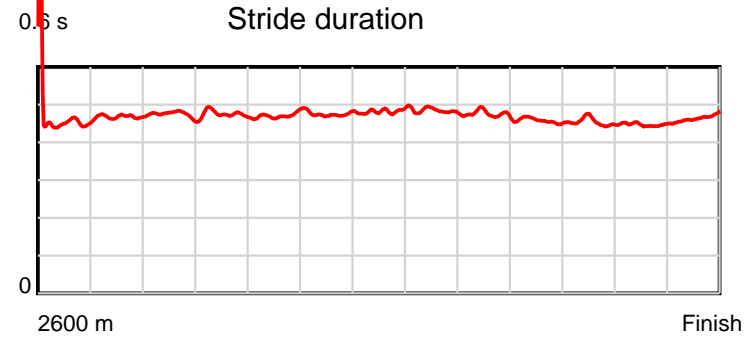
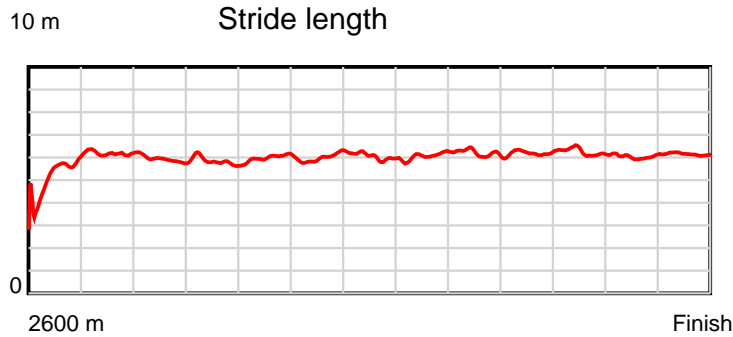
Disclaimer.

HRNZ and NZMTC and Thoroughbred Ratings Pty Ltd accepts no responsibility for the completeness or accuracy of any of the information contained herein, and makes no representations about its suitability for any particular purpose. Users should make their own judgements about those matters and/or seek independent advice. You assume all risks associated with use of the data provided on this page.

Race Results

March 01, 2020, Race 5, , Distance 2600m, Addington - Survey 3200m

Result	TAB no.	Horse (Barrier)	2200m to	2000m to	1800m to	1600m to	1400m to	1200m to	1000m to	800m to	600m to	400m to	200m to	Total or	Margin
11th	10	Victor Tango (10)	2000m	1800m	1600m	1400m	1200m	1000m	800m	600m	400m	200m	WP	Average	
		Position in running (margin)	5(5.8)	5(9.2)	9(8.2)	9(8.1)	9(8.1)	9(8.0)	9(7.0)	9(8.0)	10(8.2)	11(11.1)	11(16.1)		22.20
		Sectional time (s)	16.10	16.28	15.87	15.82	16.04	15.90	15.56	14.82	14.80	14.85	15.32		
		Cumulative time (s)	171.36	155.26	138.98	123.11	107.29	91.25	75.35	59.79	44.97	30.17	15.32	3:24.30	
		Speed (m/s)	12.42	12.29	12.60	12.64	12.47	12.58	12.85	13.50	13.51	13.47	13.05	12.73	
		Stride length (m)	5.89	5.84	5.94	6.01	6.02	6.08	6.10	6.17	6.13	6.02	6.08	5.95	
		Stride duration (s)	0.474	0.476	0.472	0.475	0.483	0.483	0.474	0.457	0.453	0.447	0.466	0.468	
		Stride efficiency (%)	54.17	53.38	55.20	56.38	56.63	57.74	58.10	59.51	58.70	56.57	57.85	55.39	
		Stride count	33.97	34.22	33.65	33.30	33.22	32.90	32.80	32.41	32.63	33.24	32.87	436.72	



Note: Horizontal distance axis grid lines are 200m furlongs.

Disclaimer.

HRNZ and NZMTC and Thoroughbred Ratings Pty Ltd accepts no responsibility for the completeness or accuracy of any of the information contained herein, and makes no representations about its suitability for any particular purpose. Users should make their own judgements about those matters and/or seek independent advice. You assume all risks associated with use of the data provided on this page.



Race Results



March 01, 2020, Race 5, , Distance 2600m, Addington - Survey 3200m

Result	TAB no.	Horse (Barrier)	2600 to	2400m to
12th	2	Sweet Marylou (2)	2400m	2200m
		Position in running (margin)	-	12(29.0)
		Sectional time (s)	21.84	17.93
		Cumulative time (s)	208.95	187.11
		Speed (m/s)	9.16	11.15
		Stride length (m)	4.38	5.06
		Stride duration (s)	0.461	0.454
		Stride efficiency (%)	30.04	40.08
		Stride count	45.61	39.49

Disclaimer.

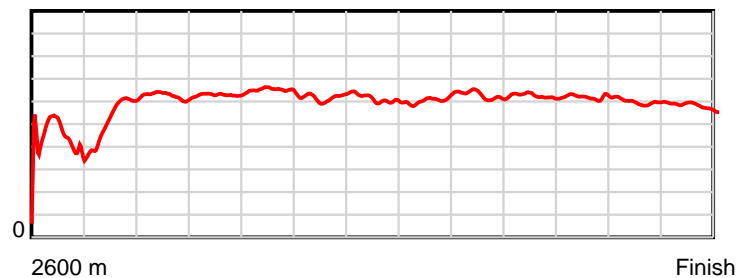
HRNZ and NZMTC and Thoroughbred Ratings Pty Ltd accepts no responsibility for the completeness or accuracy of any of the information contained herein, and makes no representations about its suitability for any particular purpose. Users should make their own judgements about those matters and/or seek independent advice. You assume all risks associated with use of the data provided on this page.

Race Results

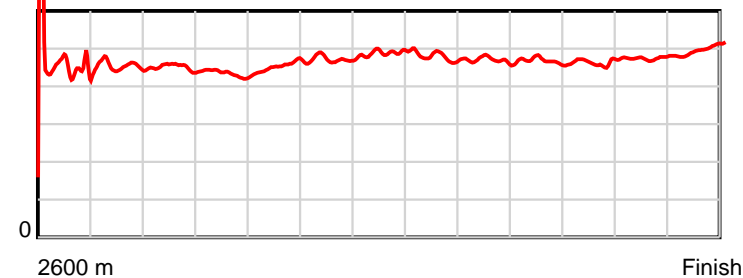
March 01, 2020, Race 5, , Distance 2600m, Addington - Survey 3200m

Result	TAB no.	Horse (Barrier)	2200m to	2000m to	1800m to	1600m to	1400m to	1200m to	1000m to	800m to	600m to	400m to	200m to	Total or	Margin
12th	2	Sweet Marylou (2)	2000m	1800m	1600m	1400m	1200m	1000m	800m	600m	400m	200m	WP	Average	
		Position in running (margin)	12(46.8)	12(42.0)	12(26.2)	12(16.1)	12(13.4)	12(13.3)	12(14.1)	12(12.6)	12(13.2)	12(18.8)	12(33.0)		47.30
		Sectional time (s)	14.73	13.82	14.22	15.36	16.03	16.21	15.15	14.89	15.23	16.38	17.16		
		Cumulative time (s)	169.18	154.45	140.63	126.41	111.05	95.02	78.81	63.66	48.77	33.54	17.16	3:28.95	
		Speed (m/s)	13.58	14.47	14.06	13.02	12.48	12.34	13.20	13.43	13.13	12.21	11.66	12.44	
		Stride length (m)	6.12	6.28	6.38	6.14	6.10	5.91	6.19	6.27	6.10	5.80	5.81	5.83	
		Stride duration (s)	0.451	0.434	0.454	0.472	0.489	0.479	0.469	0.467	0.465	0.475	0.499	0.469	
		Stride efficiency (%)	58.51	61.65	63.62	58.96	58.14	54.63	59.88	61.51	58.17	52.58	52.83	53.11	
		Stride count	32.69	31.84	31.34	32.56	32.79	33.83	32.31	31.88	32.78	34.48	34.40	446.00	

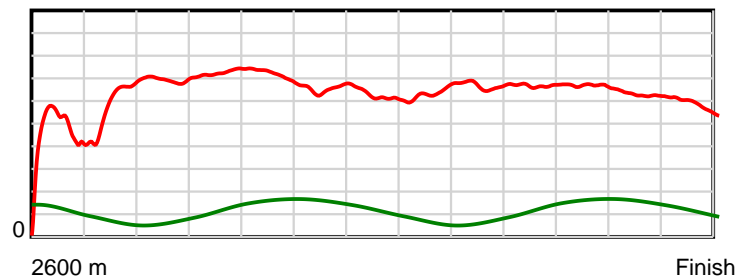
10 m Stride length



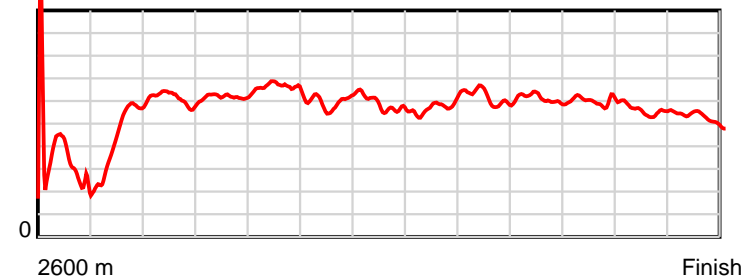
0.5 s Stride duration



20 m/sec Speed



100 % Stride efficiency



Note: Horizontal distance axis grid lines are 200m furlongs.

Disclaimer.

HRNZ and NZMTC and Thoroughbred Ratings Pty Ltd accepts no responsibility for the completeness or accuracy of any of the information contained herein, and makes no representations about its suitability for any particular purpose. Users should make their own judgements about those matters and/or seek independent advice. You assume all risks associated with use of the data provided on this page.



Race Results



March 01, 2020, Race 5, , Distance 2600m, Addington - Survey 3200m

Result	TAB no.	Horse (Barrier)	2600 to	2400m to
13th	5	Chase The Hat ... (5)	2400m	2200m
		Position in running (margin)	-	13(64.5)
		Sectional time (s)	27.71	17.36
		Cumulative time (s)	223.43	195.72
		Speed (m/s)	7.22	11.52
		Stride length (m)	3.61	5.36
		Stride duration (s)	0.454	0.466
		Stride efficiency (%)	20.34	44.97
		Stride count	55.43	37.28

Disclaimer.

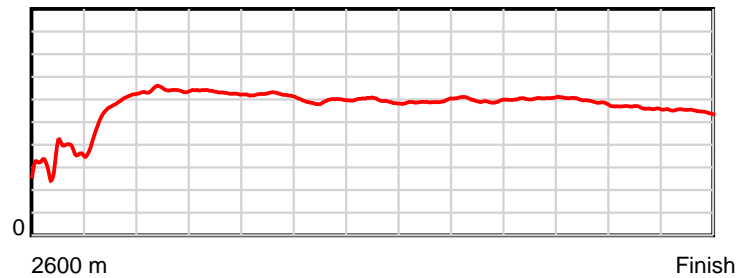
HRNZ and NZMTC and Thoroughbred Ratings Pty Ltd accepts no responsibility for the completeness or accuracy of any of the information contained herein, and makes no representations about its suitability for any particular purpose. Users should make their own judgements about those matters and/or seek independent advice. You assume all risks associated with use of the data provided on this page.

Race Results

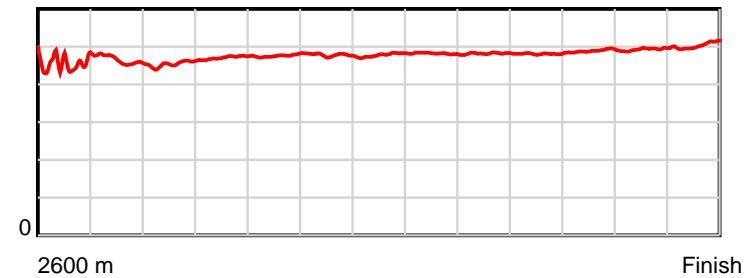
March 01, 2020, Race 5, , Distance 2600m, Addington - Survey 3200m

Result	TAB no.	Horse (Barrier)	2200m to	2000m to	1800m to	1600m to	1400m to	1200m to	1000m to	800m to	600m to	400m to	200m to	Total or	Margin
13th	5	Chase The Hat ... (5)	2000m	1800m	1600m	1400m	1200m	1000m	800m	600m	400m	200m	WP	Average	
		Position in running (margin)	13(78.9)	13(71.4)	13(62.6)	13(60.3)	13(62.3)	13(62.8)	13(64.5)	13(69.3)	13(76.5)	13(90.6)	13(111.8)		125.50
		Sectional time (s)	14.28	14.98	15.51	16.13	16.14	16.35	16.21	15.98	16.66	17.54	18.58		
		Cumulative time (s)	178.36	164.08	149.10	133.59	117.46	101.32	84.97	68.76	52.78	36.12	18.58	3:43.43	
		Speed (m/s)	14.01	13.35	12.89	12.40	12.39	12.23	12.34	12.52	12.00	11.40	10.76	11.64	
		Stride length (m)	6.37	6.29	6.14	5.92	5.92	5.89	5.95	6.02	5.87	5.62	5.43	5.61	
		Stride duration (s)	0.455	0.471	0.476	0.478	0.478	0.482	0.482	0.481	0.489	0.493	0.504	0.482	
		Stride efficiency (%)	63.37	61.86	58.83	54.80	54.83	54.24	55.29	56.59	53.84	49.41	46.08	49.21	
		Stride count	31.41	31.79	32.59	33.77	33.76	33.95	33.62	33.23	34.07	35.57	36.83	463.30	

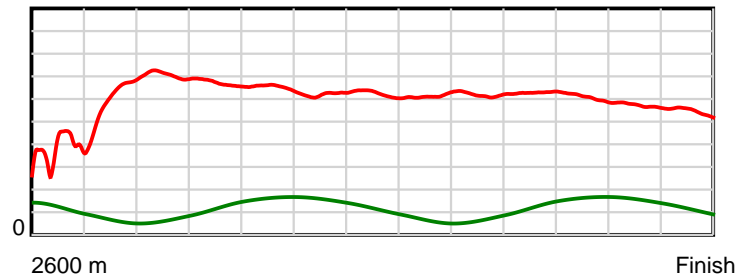
10 m Stride length



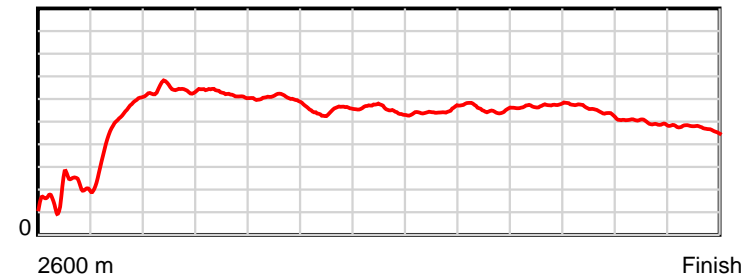
0.6 s Stride duration



20 m/sec Speed



100 % Stride efficiency



Note: Horizontal distance axis grid lines are 200m furlongs.

Disclaimer.

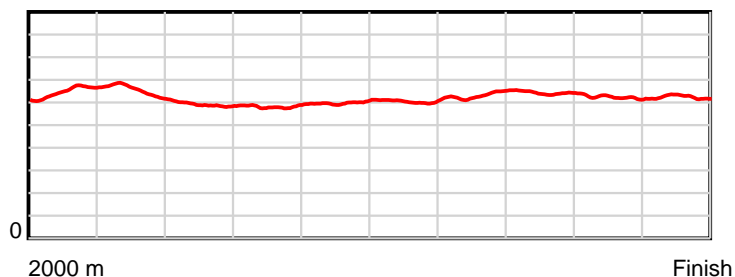
HRNZ and NZMTC and Thoroughbred Ratings Pty Ltd accepts no responsibility for the completeness or accuracy of any of the information contained herein, and makes no representations about its suitability for any particular purpose. Users should make their own judgements about those matters and/or seek independent advice. You assume all risks associated with use of the data provided on this page.

Race Results

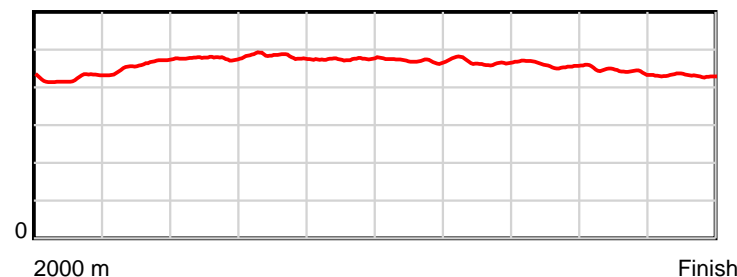
March 01, 2020, Race 6, 'DOWNBYTHESEASIDE' LEONARD MEMORIAL STAKES (MOBILE PACE), Distance 2000m, Addington - Survey 3200m

Result	TAB no.	Horse (Barrier)	2000 to	1800m to	1600m to	1400m to	1200m to	1000m to	800m to	600m to	400m to	200m to	Total or	Margin
1st	8	Town Echo (7)	1800m	1600m	1400m	1200m	1000m	800m	600m	400m	200m	WP	Average	
		Position in running (margin)	-	1(0.0)	1(0.0)	1(0.0)	1(0.0)	1(0.0)	1(0.0)	1(0.0)	2(0.2)	1(0.0)		0.00
		Sectional time (s)	13.08	14.28	16.14	16.49	15.70	15.65	14.72	14.52	14.08	13.87		
		Cumulative time (s)	148.53	135.45	121.17	105.03	88.54	72.84	57.19	42.47	27.95	13.87	2:28.53	
		Speed (m/s)	15.30	14.01	12.39	12.13	12.74	12.78	13.59	13.77	14.20	14.42	13.47	
		Stride length (m)	6.47	6.45	5.91	5.86	6.05	6.01	6.35	6.33	6.30	6.21	6.19	
		Stride duration (s)	0.423	0.460	0.477	0.483	0.475	0.470	0.467	0.460	0.444	0.431	0.459	
		Stride efficiency (%)	65.38	64.93	54.51	53.60	57.20	56.47	62.97	62.65	62.11	60.31	59.80	
		Stride count	30.92	31.03	33.86	34.15	33.06	33.27	31.51	31.59	31.72	32.19	323.30	

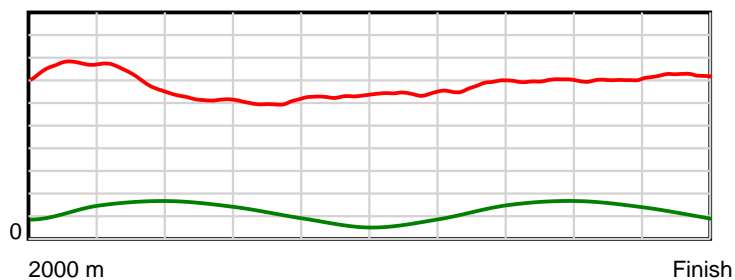
10 m Stride length



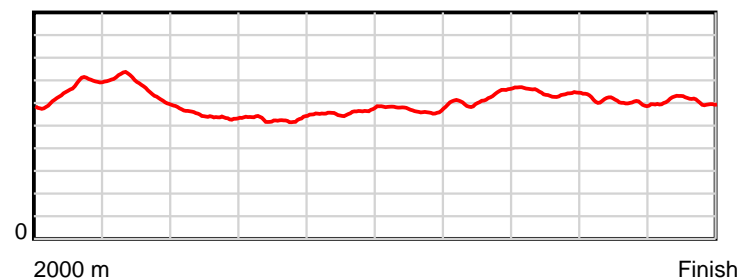
0.6 s Stride duration



20 m/sec Speed



100 % Stride efficiency



Note: Horizontal distance axis grid lines are 200m furlongs.

Disclaimer.

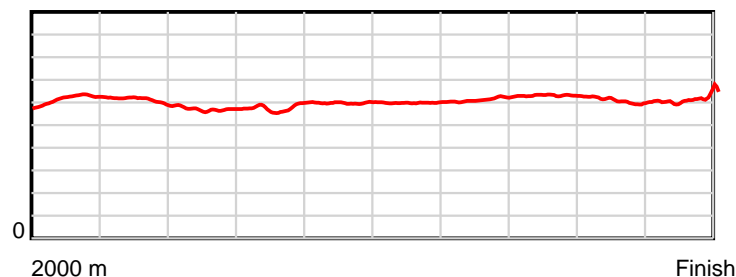
HRNZ and NZMTC and Thoroughbred Ratings Pty Ltd accepts no responsibility for the completeness or accuracy of any of the information contained herein, and makes no representations about its suitability for any particular purpose. Users should make their own judgements about those matters and/or seek independent advice. You assume all risks associated with use of the data provided on this page.

Race Results

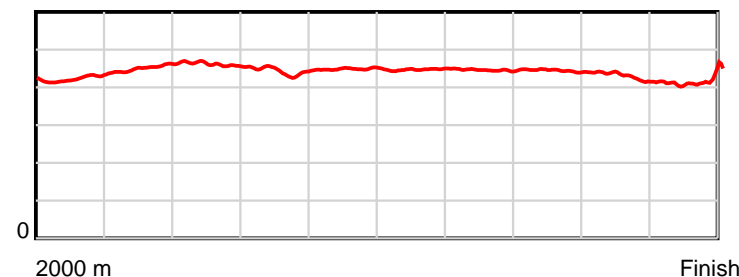
March 01, 2020, Race 6, 'DOWNBYTHESEASIDE' LEONARD MEMORIAL STAKES (MOBILE PACE), Distance 2000m, Addington - Survey 3200m

Result	TAB no.	Horse (Barrier)	2000 to	1800m to	1600m to	1400m to	1200m to	1000m to	800m to	600m to	400m to	200m to	Total or	Margin
2nd	3	Sweet Lizzie (3)	1800m	1600m	1400m	1200m	1000m	800m	600m	400m	200m	WP	Average	
		Position in running (margin)	-	6(5.4)	6(10.3)	6(11.2)	4(5.1)	3(3.2)	2(1.0)	2(0.6)	1(0.0)	3(1.3)		0.40
		Sectional time (s)	14.04	15.09	16.30	15.47	15.38	15.29	14.65	14.39	14.33	13.66		
		Cumulative time (s)	148.60	134.56	119.47	103.17	87.70	72.32	57.03	42.38	27.99	13.66	2:28.60	
		Speed (m/s)	14.25	13.25	12.27	12.93	13.00	13.08	13.65	13.90	13.96	14.64	13.46	
		Stride length (m)	6.14	5.98	5.66	5.73	5.83	5.85	6.08	6.17	5.97	6.08	5.95	
		Stride duration (s)	0.423	0.451	0.461	0.443	0.449	0.447	0.446	0.444	0.428	0.415	0.442	
		Stride efficiency (%)	58.94	55.81	50.11	51.35	53.20	53.45	57.85	59.58	55.75	57.68	55.24	
		Stride count	32.57	33.47	35.32	34.89	34.28	34.20	32.87	32.39	33.48	32.92	336.39	

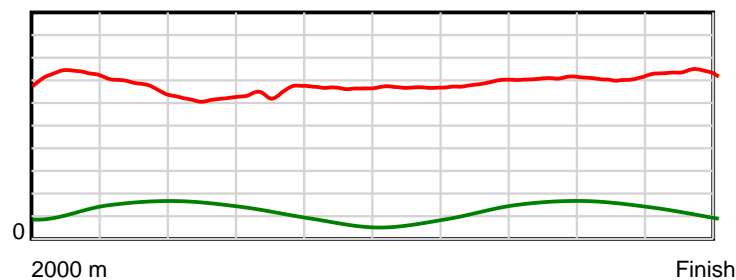
10 m Stride length



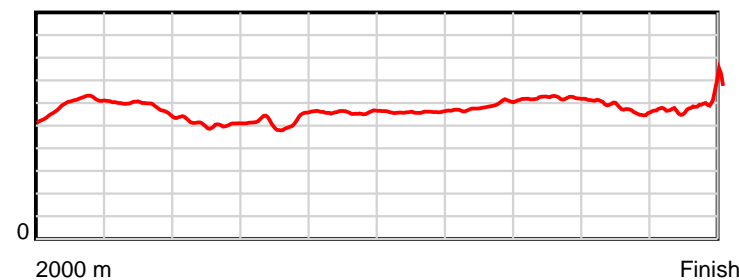
0.6 s Stride duration



20 m/sec Speed



100 % Stride efficiency



Note: Horizontal distance axis grid lines are 200m furlongs.

Disclaimer.

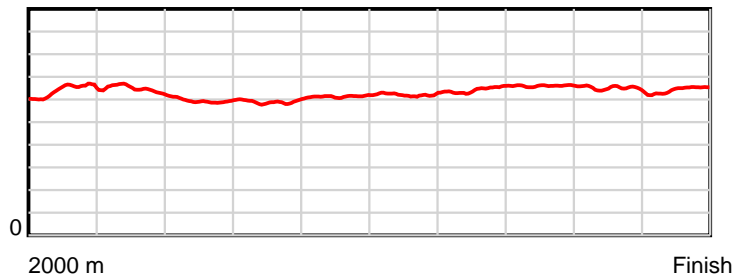
HRNZ and NZMTC and Thoroughbred Ratings Pty Ltd accepts no responsibility for the completeness or accuracy of any of the information contained herein, and makes no representations about its suitability for any particular purpose. Users should make their own judgements about those matters and/or seek independent advice. You assume all risks associated with use of the data provided on this page.

Race Results

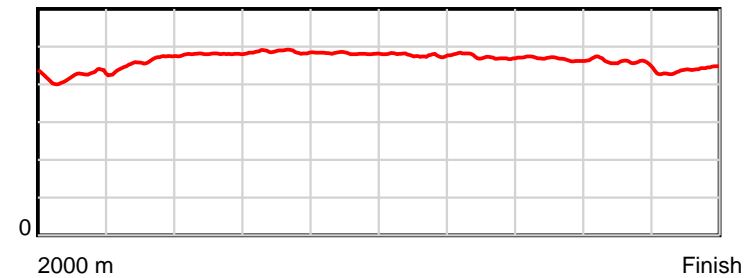
March 01, 2020, Race 6, 'DOWNBYTHESEASIDE' LEONARD MEMORIAL STAKES (MOBILE PACE), Distance 2000m, Addington - Survey 3200m

Result	TAB no.	Horse (Barrier)	2000 to	1800m to	1600m to	1400m to	1200m to	1000m to	800m to	600m to	400m to	200m to	Total or	Margin
3rd	6	Shanika (5)	1800m	1600m	1400m	1200m	1000m	800m	600m	400m	200m	WP	Average	
		Position in running (margin)	-	2(0.7)	2(1.7)	2(2.1)	2(2.2)	2(2.4)	3(1.6)	3(1.8)	3(0.8)	2(1.3)		0.60
		Sectional time (s)	13.32	14.44	16.21	16.52	15.72	15.51	14.75	14.34	14.19	13.64		
		Cumulative time (s)	148.64	135.32	120.88	104.67	88.15	72.43	56.92	42.17	27.83	13.64	2:28.64	
		Speed (m/s)	15.02	13.85	12.34	12.11	12.72	12.89	13.56	13.95	14.09	14.66	13.46	
		Stride length (m)	6.37	6.37	5.93	5.89	6.13	6.15	6.41	6.51	6.46	6.43	6.26	
		Stride duration (s)	0.418	0.460	0.480	0.487	0.482	0.477	0.473	0.467	0.459	0.439	0.465	
		Stride efficiency (%)	63.50	63.50	54.92	54.25	58.68	59.08	64.30	66.31	65.30	64.63	61.23	
		Stride count	31.37	31.37	33.74	33.94	32.64	32.53	31.18	30.70	30.94	31.10	319.51	

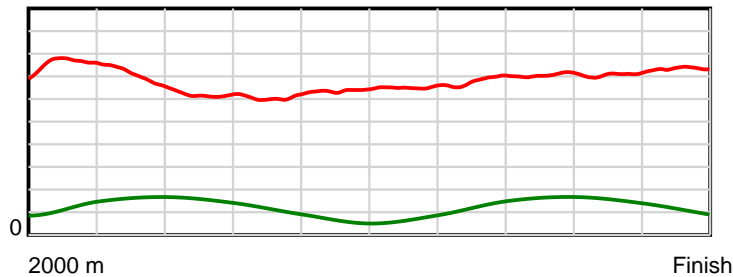
10 m Stride length



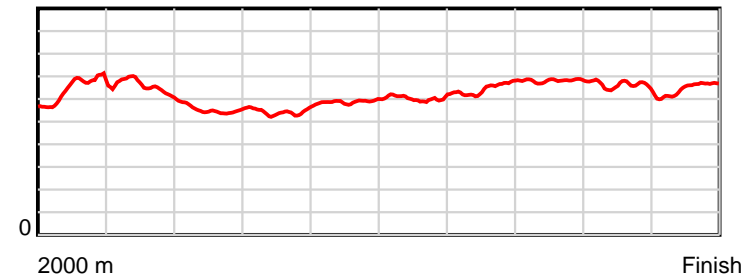
0.6 s Stride duration



20 m/sec Speed



100 % Stride efficiency



Note: Horizontal distance axis grid lines are 200m furlongs.

Disclaimer.

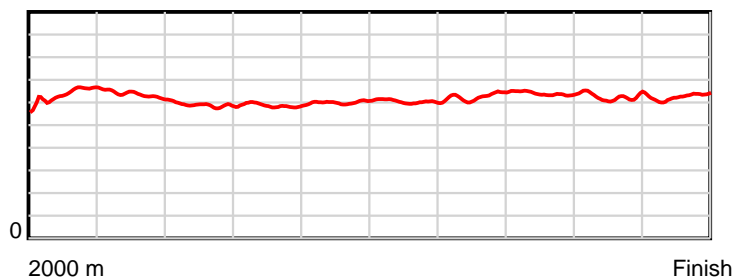
HRNZ and NZMTC and Thoroughbred Ratings Pty Ltd accepts no responsibility for the completeness or accuracy of any of the information contained herein, and makes no representations about its suitability for any particular purpose. Users should make their own judgements about those matters and/or seek independent advice. You assume all risks associated with use of the data provided on this page.

Race Results

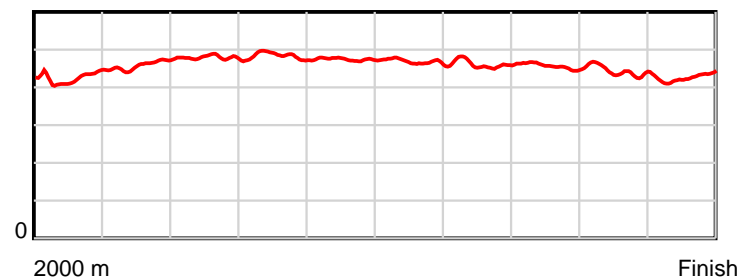
March 01, 2020, Race 6, 'DOWNBYTHESEASIDE' LEONARD MEMORIAL STAKES (MOBILE PACE), Distance 2000m, Addington - Survey 3200m

Result	TAB no.	Horse (Barrier)	2000 to	1800m to	1600m to	1400m to	1200m to	1000m to	800m to	600m to	400m to	200m to	Total or	Margin
4th	1	Girls Love Pea... (1)	1800m	1600m	1400m	1200m	1000m	800m	600m	400m	200m	WP	Average	
		Position in running (margin)	-	4(2.2)	3(4.1)	3(4.5)	3(4.2)	4(4.1)	5(3.4)	6(3.7)	5(3.0)	5(3.2)		1.90
		Sectional time (s)	13.52	14.60	16.20	16.45	15.68	15.53	14.77	14.37	14.15	13.61		
		Cumulative time (s)	148.88	135.36	120.76	104.56	88.11	72.43	56.90	42.13	27.76	13.61	2:28.88	
		Speed (m/s)	14.80	13.70	12.35	12.16	12.76	12.88	13.54	13.92	14.13	14.70	13.43	
		Stride length (m)	6.39	6.29	5.91	5.88	6.04	6.03	6.25	6.34	6.27	6.27	6.16	
		Stride duration (s)	0.424	0.459	0.479	0.484	0.474	0.468	0.462	0.455	0.443	0.427	0.459	
		Stride efficiency (%)	63.74	61.86	54.62	54.04	57.08	56.79	61.06	62.79	61.38	61.47	59.34	
		Stride count	31.31	31.79	33.83	34.01	33.09	33.18	31.99	31.55	31.91	31.89	324.55	

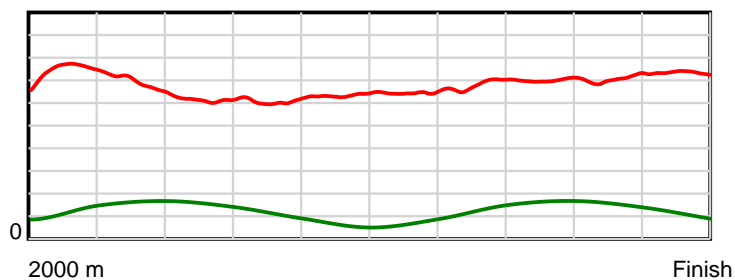
10 m Stride length



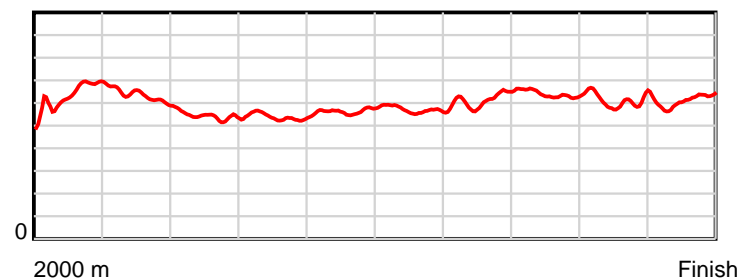
0.6 s Stride duration



20 m/sec Speed



100 % Stride efficiency



Note: Horizontal distance axis grid lines are 200m furlongs.

Disclaimer.

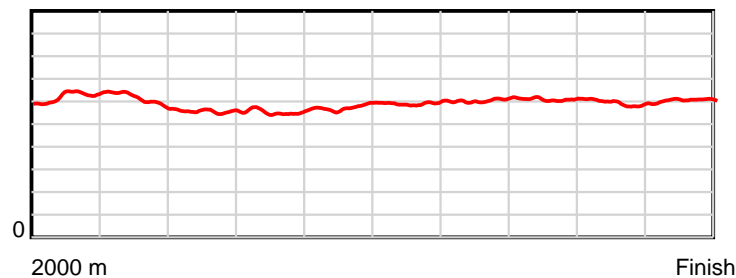
HRNZ and NZMTC and Thoroughbred Ratings Pty Ltd accepts no responsibility for the completeness or accuracy of any of the information contained herein, and makes no representations about its suitability for any particular purpose. Users should make their own judgements about those matters and/or seek independent advice. You assume all risks associated with use of the data provided on this page.

Race Results

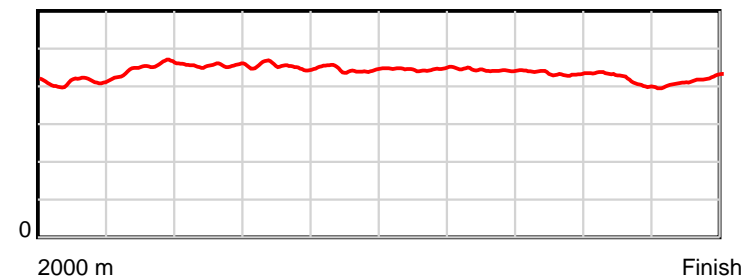
March 01, 2020, Race 6, 'DOWNBYTHESEASIDE' LEONARD MEMORIAL STAKES (MOBILE PACE), Distance 2000m, Addington - Survey 3200m

Result	TAB no.	Horse (Barrier)	2000 to	1800m to	1600m to	1400m to	1200m to	1000m to	800m to	600m to	400m to	200m to	Total or	Margin
5th	7	Ariella (6)	1800m	1600m	1400m	1200m	1000m	800m	600m	400m	200m	WP	Average	
		Position in running (margin)	-	3(1.2)	4(6.6)	4(7.2)	5(5.6)	5(4.5)	4(2.7)	4(2.0)	4(2.6)	4(2.9)		2.10
		Sectional time (s)	13.21	15.19	16.24	16.22	15.52	15.35	14.60	14.59	14.18	13.82		
		Cumulative time (s)	148.92	135.71	120.52	104.28	88.06	72.54	57.19	42.59	28.00	13.82	2:28.92	
		Speed (m/s)	15.14	13.17	12.32	12.33	12.89	13.03	13.70	13.71	14.10	14.47	13.43	
		Stride length (m)	6.21	5.94	5.61	5.58	5.74	5.81	6.06	5.95	5.87	6.04	5.87	
		Stride duration (s)	0.411	0.451	0.456	0.453	0.445	0.446	0.443	0.434	0.416	0.417	0.437	
		Stride efficiency (%)	60.20	55.04	49.21	48.66	51.47	52.73	57.48	55.34	53.83	56.92	53.92	
		Stride count	32.22	33.70	35.64	35.84	34.85	34.43	32.98	33.61	34.08	33.14	340.49	

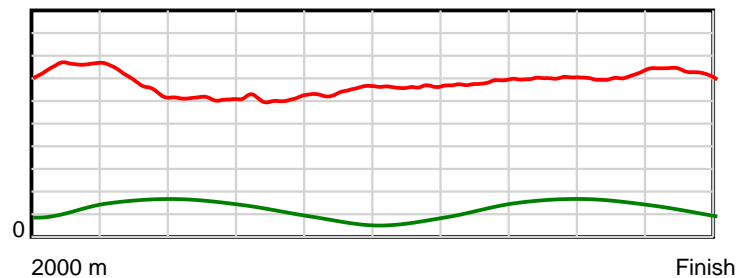
10 m Stride length



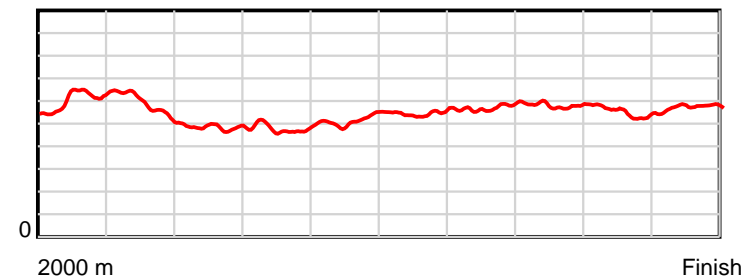
0.6 s Stride duration



20 m/sec Speed



100 % Stride efficiency



Note: Horizontal distance axis grid lines are 200m furlongs.

Disclaimer.

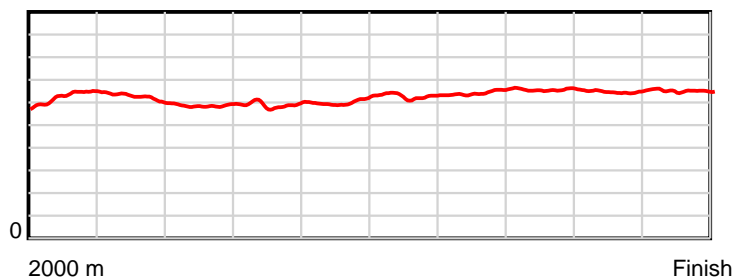
HRNZ and NZMTC and Thoroughbred Ratings Pty Ltd accepts no responsibility for the completeness or accuracy of any of the information contained herein, and makes no representations about its suitability for any particular purpose. Users should make their own judgements about those matters and/or seek independent advice. You assume all risks associated with use of the data provided on this page.

Race Results

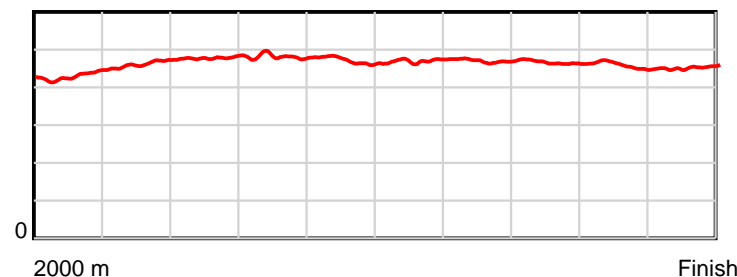
March 01, 2020, Race 6, 'DOWNBYTHESEASIDE' LEONARD MEMORIAL STAKES (MOBILE PACE), Distance 2000m, Addington - Survey 3200m

Result	TAB no.	Horse (Barrier)	2000 to	1800m to	1600m to	1400m to	1200m to	1000m to	800m to	600m to	400m to	200m to	Total or	Margin
6th	2	Booraa (2)	1800m	1600m	1400m	1200m	1000m	800m	600m	400m	200m	WP	Average	
		Position in running (margin)	-	5(3.9)	5(7.9)	5(8.8)	6(7.1)	6(7.3)	6(4.5)	5(3.6)	6(3.4)	6(4.7)		5.10
		Sectional time (s)	13.88	14.94	16.29	16.21	15.73	15.19	14.57	14.46	14.34	13.86		
		Cumulative time (s)	149.47	135.59	120.65	104.36	88.15	72.42	57.23	42.66	28.20	13.86	2:29.47	
		Speed (m/s)	14.41	13.39	12.28	12.34	12.71	13.17	13.73	13.83	13.95	14.43	13.38	
		Stride length (m)	6.31	6.18	5.87	5.94	6.00	6.18	6.46	6.45	6.39	6.53	6.22	
		Stride duration (s)	0.429	0.462	0.478	0.481	0.472	0.470	0.470	0.466	0.458	0.453	0.465	
		Stride efficiency (%)	62.30	59.77	53.81	55.08	56.24	59.72	65.15	64.96	63.81	66.69	60.52	
		Stride count	31.67	32.34	34.08	33.69	33.34	32.35	30.97	31.02	31.30	30.62	321.38	

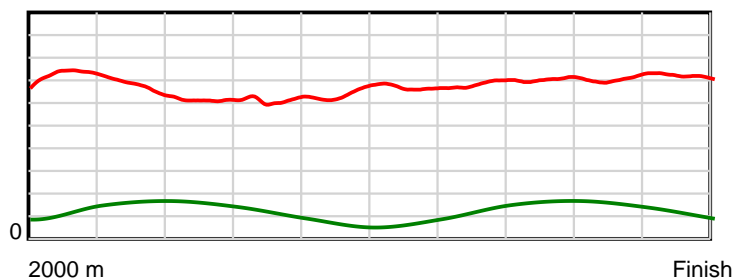
10 m Stride length



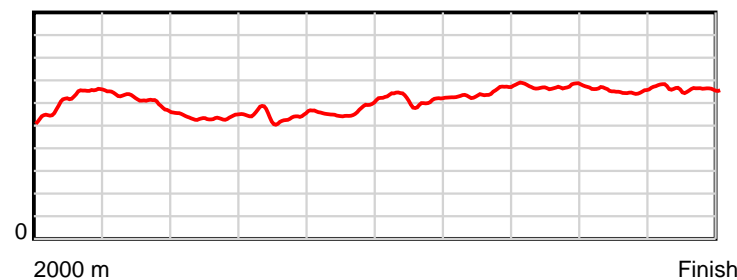
0.6 s Stride duration



20 m/sec Speed



100 % Stride efficiency



Note: Horizontal distance axis grid lines are 200m furlongs.

Disclaimer.

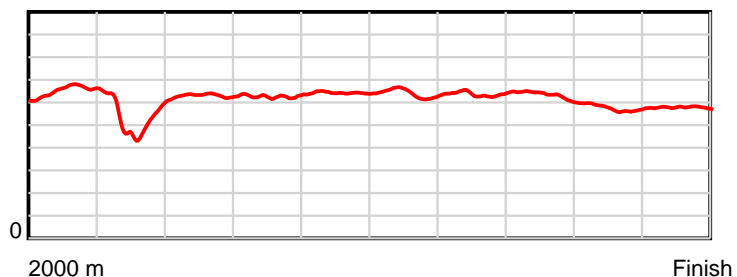
HRNZ and NZMTC and Thoroughbred Ratings Pty Ltd accepts no responsibility for the completeness or accuracy of any of the information contained herein, and makes no representations about its suitability for any particular purpose. Users should make their own judgements about those matters and/or seek independent advice. You assume all risks associated with use of the data provided on this page.

Race Results

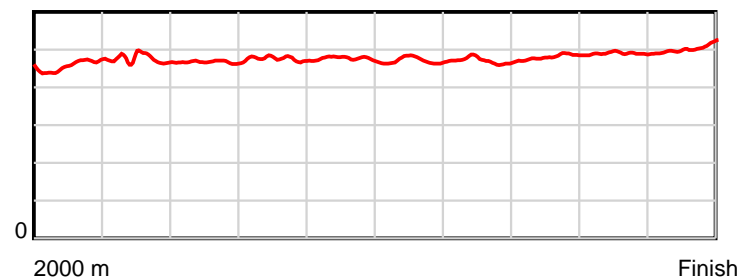
March 01, 2020, Race 6, 'DOWNBYTHESEASIDE' LEONARD MEMORIAL STAKES (MOBILE PACE), Distance 2000m, Addington - Survey 3200m

Result	TAB no.	Horse (Barrier)	2000 to	1800m to	1600m to	1400m to	1200m to	1000m to	800m to	600m to	400m to	200m to	Total or	Margin
7th	5	Eliza Davolta (4)	1800m	1600m	1400m	1200m	1000m	800m	600m	400m	200m	WP	Average	
		Position in running (margin)	-	7(7.1)	7(30.8)	7(23.9)	7(16.0)	7(11.4)	7(6.7)	7(6.9)	7(12.7)	7(30.4)		47.50
		Sectional time (s)	14.27	18.25	14.99	15.17	14.92	14.86	14.76	15.45	17.06	17.59		
		Cumulative time (s)	157.32	143.05	124.80	109.81	94.64	79.72	64.86	50.10	34.65	17.59	2:37.32	
		Speed (m/s)	14.02	10.96	13.34	13.18	13.40	13.46	13.55	12.94	11.72	11.37	12.71	
		Stride length (m)	6.49	5.20	6.23	6.27	6.38	6.34	6.38	6.22	5.75	5.74	6.07	
		Stride duration (s)	0.458	0.475	0.467	0.476	0.476	0.471	0.470	0.481	0.490	0.505	0.478	
		Stride efficiency (%)	65.92	42.27	60.58	61.52	63.53	62.81	63.53	60.48	51.61	51.45	57.63	
		Stride count	30.79	38.45	32.12	31.87	31.37	31.55	31.37	32.15	34.80	34.86	329.33	

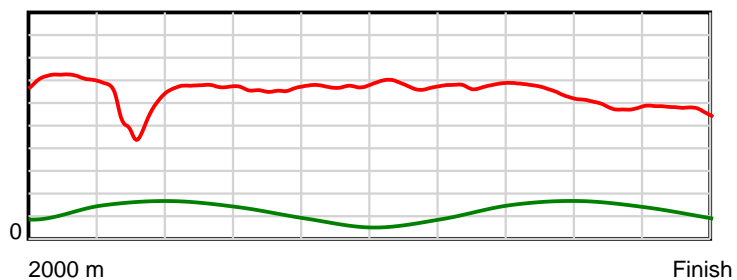
10 m Stride length



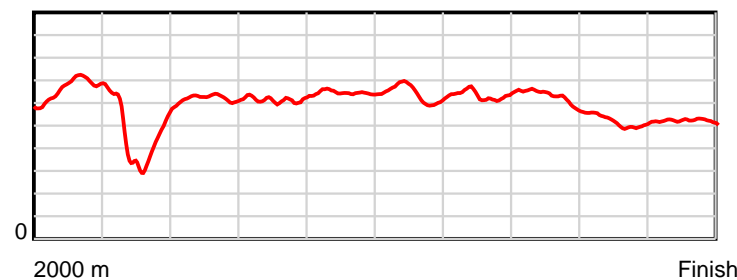
0.6 s Stride duration



20 m/sec Speed



100 % Stride efficiency



Note: Horizontal distance axis grid lines are 200m furlongs.

Disclaimer.

HRNZ and NZMTC and Thoroughbred Ratings Pty Ltd accepts no responsibility for the completeness or accuracy of any of the information contained herein, and makes no representations about its suitability for any particular purpose. Users should make their own judgements about those matters and/or seek independent advice. You assume all risks associated with use of the data provided on this page.



Race Results



March 01, 2020, Race 7, CHEVIOT BUSINESSES CHEVIOT CUP (HANDICAP PACE), Distance 2600m, Addington - Survey 3200m

Result	TAB no.	Horse (Barrier)	2600 to	2400m to
1st	5	Burnham Boy (10)	2400m	2200m
		Position in running (margin)	-	2(1.7)
		Sectional time (s)	16.34	14.50
		Cumulative time (s)	194.76	178.42
		Speed (m/s)	12.24	13.79
		Stride length (m)	5.25	6.12
		Stride duration (s)	0.414	0.444
		Stride efficiency (%)	43.12	58.49
		Stride count	38.08	32.69

Disclaimer.

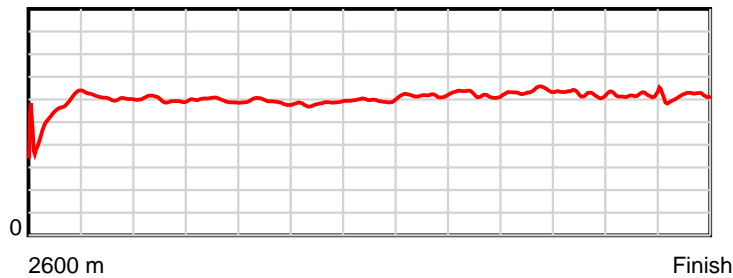
HRNZ and NZMTC and Thoroughbred Ratings Pty Ltd accepts no responsibility for the completeness or accuracy of any of the information contained herein, and makes no representations about its suitability for any particular purpose. Users should make their own judgements about those matters and/or seek independent advice. You assume all risks associated with use of the data provided on this page.

Race Results

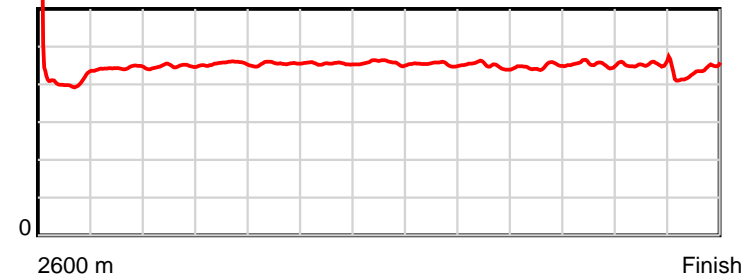
March 01, 2020, Race 7, CHEVIOT BUSINESSES CHEVIOT CUP (HANDICAP PACE), Distance 2600m, Addington - Survey 3200m

Result	TAB no.	Horse (Barrier)	2200m to	2000m to	1800m to	1600m to	1400m to	1200m to	1000m to	800m to	600m to	400m to	200m to	Total or	Margin
1st	5	Burnham Boy (10)	2000m	1800m	1600m	1400m	1200m	1000m	800m	600m	400m	200m	WP	Average	
		Position in running (margin)	2(1.7)	2(2.1)	2(2.0)	2(2.2)	2(2.0)	3(1.7)	2(0.9)	2(1.7)	3(1.8)	3(2.1)	3(2.0)		0.00
		Sectional time (s)	15.16	15.27	15.57	15.61	15.36	14.65	14.70	14.11	14.69	14.59	14.21		
		Cumulative time (s)	163.92	148.76	133.49	117.92	102.31	86.95	72.30	57.60	43.49	28.80	14.21	3:14.76	
		Speed (m/s)	13.19	13.10	12.85	12.81	13.02	13.65	13.61	14.17	13.61	13.71	14.07	13.35	
		Stride length (m)	5.91	5.97	5.84	5.83	5.96	6.19	6.11	6.35	6.18	6.17	6.11	5.99	
		Stride duration (s)	0.448	0.456	0.455	0.455	0.458	0.454	0.449	0.448	0.454	0.450	0.434	0.448	
		Stride efficiency (%)	54.50	55.66	53.35	53.14	55.46	59.90	58.38	63.00	59.61	59.40	58.42	56.01	
		Stride count	33.87	33.51	34.23	34.30	33.57	32.30	32.72	31.50	32.38	32.44	32.71	434.30	

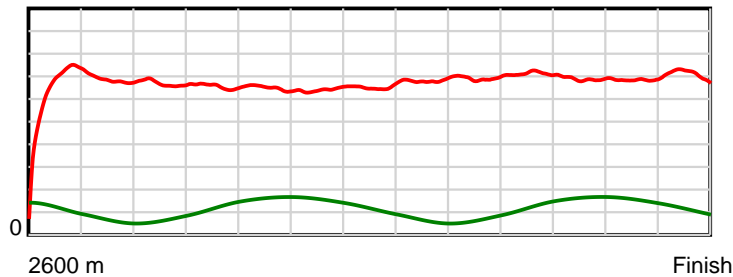
10 m Stride length



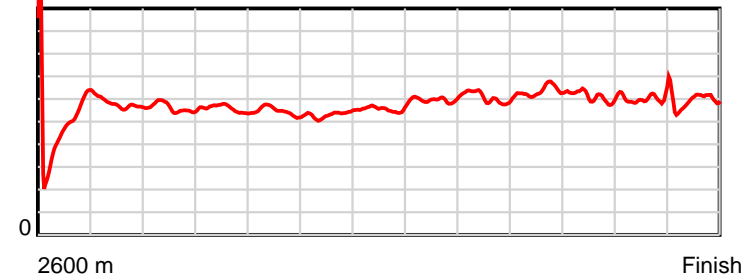
0.6 s Stride duration



20 m/sec Speed



100 % Stride efficiency



Note: Horizontal distance axis grid lines are 200m furlongs.

Disclaimer.

HRNZ and NZMTC and Thoroughbred Ratings Pty Ltd accepts no responsibility for the completeness or accuracy of any of the information contained herein, and makes no representations about its suitability for any particular purpose. Users should make their own judgements about those matters and/or seek independent advice. You assume all risks associated with use of the data provided on this page.



Race Results



March 01, 2020, Race 7, CHEVIOT BUSINESSES CHEVIOT CUP (HANDICAP PACE), Distance 2600m, Addington - Survey 3200m

Result	TAB no.	Horse (Barrier)	2600 to	2400m to
2nd	9	Jay Tee Tyron (6)	2400m	2200m
		Position in running (margin)	-	5(11.7)
		Sectional time (s)	17.87	15.01
		Cumulative time (s)	194.91	177.04
		Speed (m/s)	11.19	13.32
		Stride length (m)	5.35	6.00
		Stride duration (s)	0.425	0.450
		Stride efficiency (%)	44.75	56.26
		Stride count	37.38	33.33

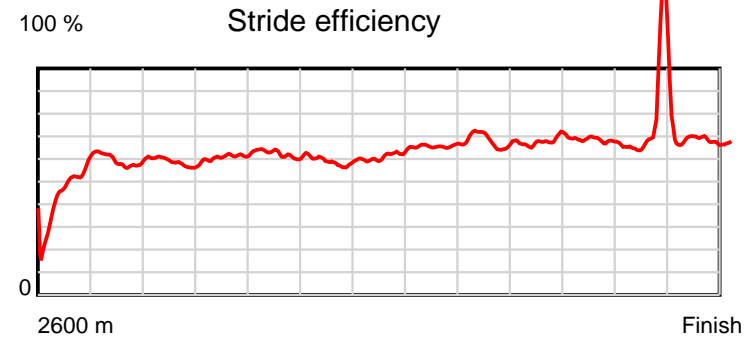
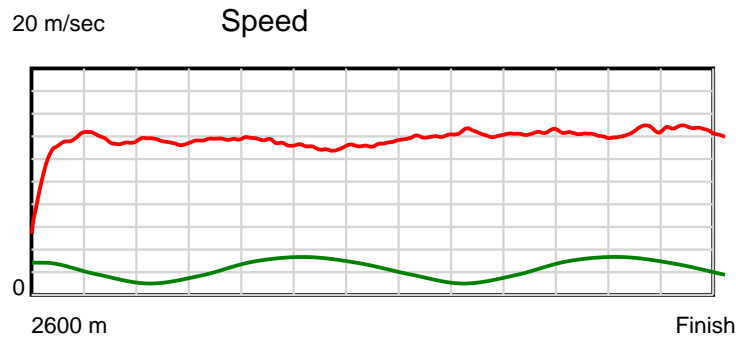
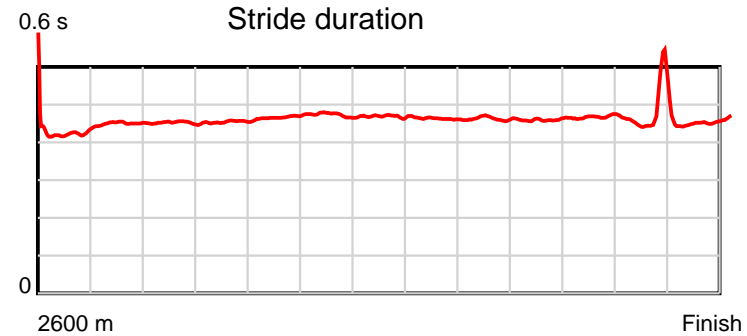
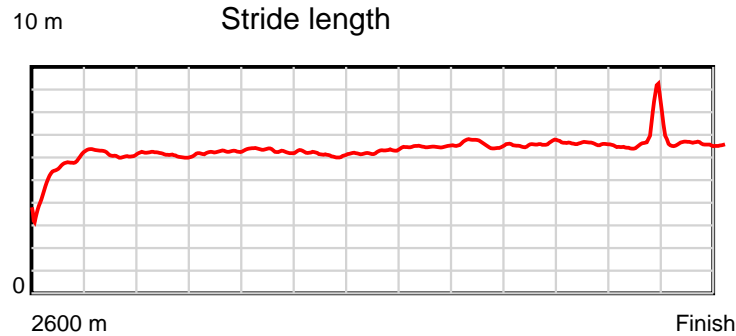
Disclaimer.

HRNZ and NZMTC and Thoroughbred Ratings Pty Ltd accepts no responsibility for the completeness or accuracy of any of the information contained herein, and makes no representations about its suitability for any particular purpose. Users should make their own judgements about those matters and/or seek independent advice. You assume all risks associated with use of the data provided on this page.

Race Results

March 01, 2020, Race 7, CHEVIOT BUSINESSES CHEVIOT CUP (HANDICAP PACE), Distance 2600m, Addington - Survey 3200m

Result	TAB no.	Horse (Barrier)	2200m to	2000m to	1800m to	1600m to	1400m to	1200m to	1000m to	800m to	600m to	400m to	200m to	Total or	Margin
2nd	9	Jay Tee Tyron (6)	2000m	1800m	1600m	1400m	1200m	1000m	800m	600m	400m	200m	WP	Average	
		Position in running (margin)	6(14.6)	8(16.6)	9(12.2)	10(13.0)	10(11.4)	9(8.4)	9(7.6)	8(7.6)	8(6.7)	8(7.9)	6(4.6)		0.80
		Sectional time (s)	15.43	14.54	15.66	15.38	14.92	14.64	14.59	13.93	14.85	14.06	14.03		
		Cumulative time (s)	162.03	146.60	132.06	116.40	101.02	86.10	71.46	56.87	42.94	28.09	14.03	3:14.91	
		Speed (m/s)	12.96	13.76	12.77	13.00	13.40	13.66	13.71	14.36	13.47	14.22	14.26	13.34	
		Stride length (m)	5.86	6.25	5.97	6.14	6.29	6.31	6.34	6.61	6.29	6.66	6.49	6.18	
		Stride duration (s)	0.452	0.454	0.467	0.472	0.469	0.462	0.463	0.460	0.467	0.468	0.455	0.463	
		Stride efficiency (%)	53.63	61.01	55.65	58.97	61.89	62.30	62.88	68.28	61.77	69.30	65.90	59.65	
		Stride count	34.14	32.01	33.51	32.56	31.78	31.67	31.53	30.26	31.81	30.03	30.80	420.81	



Note: Horizontal distance axis grid lines are 200m furlongs.

Disclaimer.

HRNZ and NZMTC and Thoroughbred Ratings Pty Ltd accepts no responsibility for the completeness or accuracy of any of the information contained herein, and makes no representations about its suitability for any particular purpose. Users should make their own judgements about those matters and/or seek independent advice. You assume all risks associated with use of the data provided on this page.



Race Results



March 01, 2020, Race 7, CHEVIOT BUSINESSES CHEVIOT CUP (HANDICAP PACE), Distance 2600m, Addington - Survey 3200m

Result	TAB no.	Horse (Barrier)	2600 to	2400m to
3rd	10	Dadndave (4)	2400m	2200m
		Position in running (margin)	-	8(13.7)
		Sectional time (s)	18.35	15.24
		Cumulative time (s)	194.97	176.62
		Speed (m/s)	10.90	13.12
		Stride length (m)	5.87	6.29
		Stride duration (s)	0.452	0.480
		Stride efficiency (%)	53.79	61.88
		Stride count	34.09	31.78

Disclaimer.

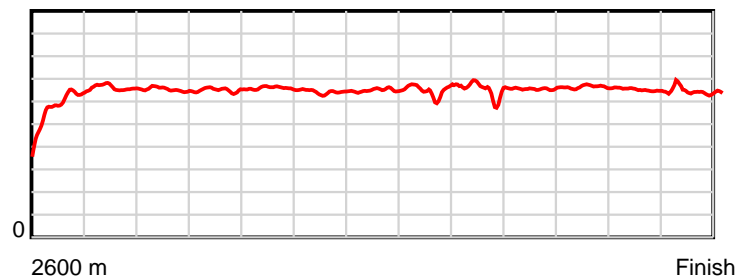
HRNZ and NZMTC and Thoroughbred Ratings Pty Ltd accepts no responsibility for the completeness or accuracy of any of the information contained herein, and makes no representations about its suitability for any particular purpose. Users should make their own judgements about those matters and/or seek independent advice. You assume all risks associated with use of the data provided on this page.

Race Results

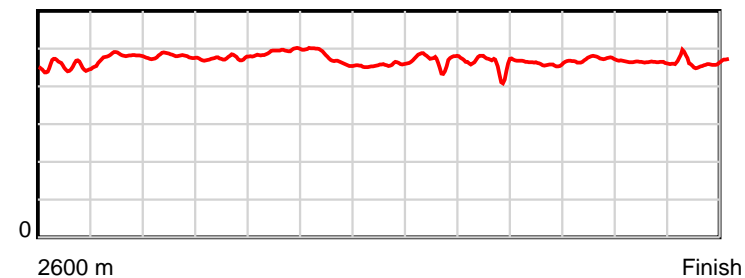
March 01, 2020, Race 7, CHEVIOT BUSINESSES CHEVIOT CUP (HANDICAP PACE), Distance 2600m, Addington - Survey 3200m

Result	TAB no.	Horse (Barrier)	2200m to	2000m to	1800m to	1600m to	1400m to	1200m to	1000m to	800m to	600m to	400m to	200m to	Total or	Margin
3rd	10	Dadndave (4)	2000m	1800m	1600m	1400m	1200m	1000m	800m	600m	400m	200m	WP	Average	
		Position in running (margin)	8(18.0)	9(16.8)	10(13.4)	9(11.9)	8(8.6)	2(0.4)	3(1.8)	3(1.9)	2(1.8)	1(0.0)	1(0.0)		1.20
		Sectional time (s)	14.88	14.71	15.28	15.10	14.04	15.02	14.58	14.07	14.36	14.61	14.73		
		Cumulative time (s)	161.38	146.50	131.79	116.51	101.41	87.37	72.35	57.77	43.70	29.34	14.73	3:14.97	
		Speed (m/s)	13.44	13.60	13.09	13.25	14.25	13.32	13.72	14.21	13.93	13.69	13.58	13.34	
		Stride length (m)	6.45	6.45	6.46	6.27	6.51	6.22	6.30	6.55	6.57	6.33	6.25	6.34	
		Stride duration (s)	0.480	0.474	0.493	0.473	0.457	0.467	0.459	0.461	0.471	0.462	0.460	0.476	
		Stride efficiency (%)	64.98	64.95	65.15	61.38	66.19	60.54	62.02	67.01	67.35	62.63	61.03	62.85	
		Stride count	31.01	31.02	30.97	31.91	30.73	32.13	31.75	30.54	30.46	31.59	32.00	409.98	

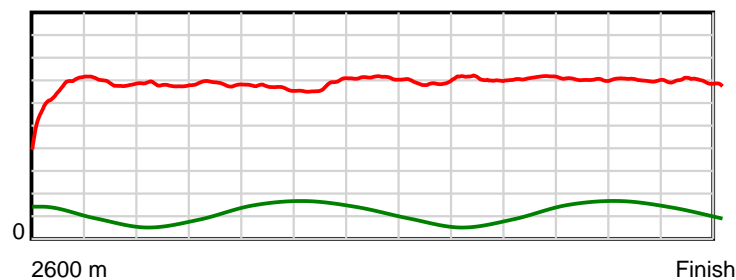
10 m Stride length



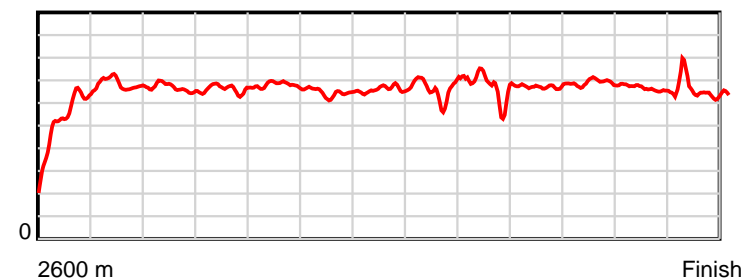
0.6 s Stride duration



20 m/sec Speed



100 % Stride efficiency



Note: Horizontal distance axis grid lines are 200m furlongs.

Disclaimer.

HRNZ and NZMTC and Thoroughbred Ratings Pty Ltd accepts no responsibility for the completeness or accuracy of any of the information contained herein, and makes no representations about its suitability for any particular purpose. Users should make their own judgements about those matters and/or seek independent advice. You assume all risks associated with use of the data provided on this page.



Race Results



March 01, 2020, Race 7, CHEVIOT BUSINESSES CHEVIOT CUP (HANDICAP PACE), Distance 2600m, Addington - Survey 3200m

Result	TAB no.	Horse (Barrier)	2600 to	2400m to
4th	13	Stars Tonight (1)	2400m	2200m
		Position in running (margin)	-	12(17.8)
		Sectional time (s)	19.30	14.99
		Cumulative time (s)	195.08	175.78
		Speed (m/s)	10.36	13.34
		Stride length (m)	6.09	6.42
		Stride duration (s)	0.465	0.481
		Stride efficiency (%)	57.99	64.37
		Stride count	32.83	31.16

Disclaimer.

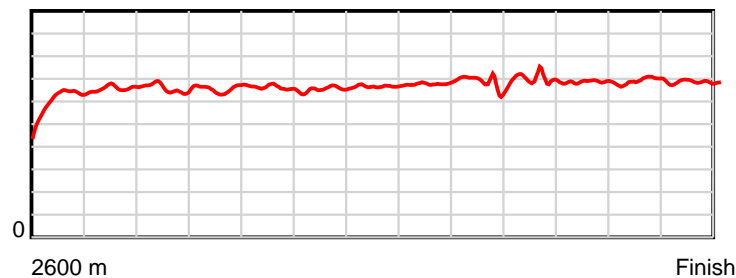
HRNZ and NZMTC and Thoroughbred Ratings Pty Ltd accepts no responsibility for the completeness or accuracy of any of the information contained herein, and makes no representations about its suitability for any particular purpose. Users should make their own judgements about those matters and/or seek independent advice. You assume all risks associated with use of the data provided on this page.

Race Results

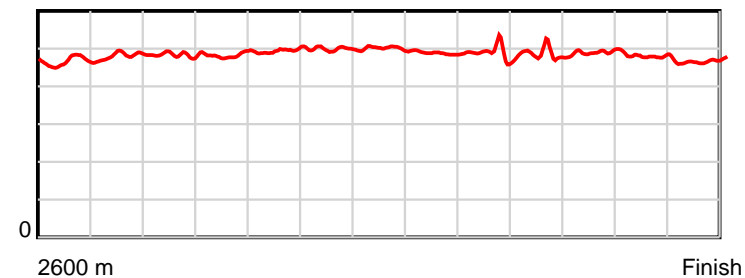
March 01, 2020, Race 7, CHEVIOT BUSINESSES CHEVIOT CUP (HANDICAP PACE), Distance 2600m, Addington - Survey 3200m

Result	TAB no.	Horse (Barrier)	2200m to	2000m to	1800m to	1600m to	1400m to	1200m to	1000m to	800m to	600m to	400m to	200m to	Total or	Margin
4th	13	Stars Tonight (1)	2000m	1800m	1600m	1400m	1200m	1000m	800m	600m	400m	200m	WP	Average	
		Position in running (margin)	12(20.7)	12(20.3)	12(17.3)	12(16.4)	12(15.0)	12(12.4)	12(10.7)	12(11.0)	12(10.3)	12(10.4)	10(6.7)		1.70
		Sectional time (s)	15.03	14.77	15.39	15.40	14.98	14.49	14.63	13.97	14.67	13.98	13.48		
		Cumulative time (s)	160.79	145.76	130.99	115.60	100.20	85.22	70.73	56.10	42.13	27.46	13.48	3:15.08	
		Speed (m/s)	13.31	13.54	13.00	12.99	13.35	13.80	13.67	14.32	13.63	14.31	14.84	13.33	
		Stride length (m)	6.44	6.54	6.43	6.47	6.68	6.73	6.64	6.90	6.70	6.82	6.94	6.59	
		Stride duration (s)	0.484	0.483	0.494	0.498	0.501	0.488	0.486	0.482	0.491	0.477	0.468	0.495	
		Stride efficiency (%)	64.80	66.80	64.51	65.43	69.81	70.81	68.95	74.29	70.09	72.58	75.26	67.89	
		Stride count	31.06	30.59	31.13	30.91	29.92	29.71	30.11	29.01	29.86	29.35	28.82	394.46	

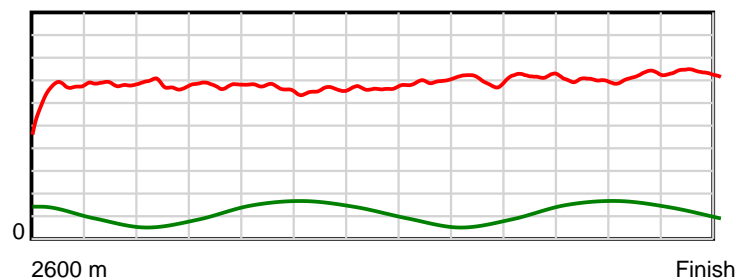
10 m Stride length



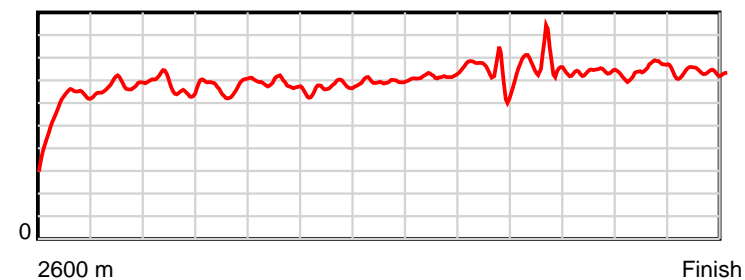
0.6 s Stride duration



20 m/sec Speed



100 % Stride efficiency



Note: Horizontal distance axis grid lines are 200m furlongs.

Disclaimer.

HRNZ and NZMTC and Thoroughbred Ratings Pty Ltd accepts no responsibility for the completeness or accuracy of any of the information contained herein, and makes no representations about its suitability for any particular purpose. Users should make their own judgements about those matters and/or seek independent advice. You assume all risks associated with use of the data provided on this page.



Race Results



March 01, 2020, Race 7, CHEVIOT BUSINESSES CHEVIOT CUP (HANDICAP PACE), Distance 2600m, Addington - Survey 3200m

Result	TAB no.	Horse (Barrier)	2600 to	2400m to
5th	11	Homebush Lad (5)	2400m	2200m
		Position in running (margin)	-	10(16.6)
		Sectional time (s)	18.86	14.85
		Cumulative time (s)	195.12	176.26
		Speed (m/s)	10.61	13.47
		Stride length (m)	5.46	6.01
		Stride duration (s)	0.432	0.446
		Stride efficiency (%)	46.62	56.38
		Stride count	36.62	33.30

Disclaimer.

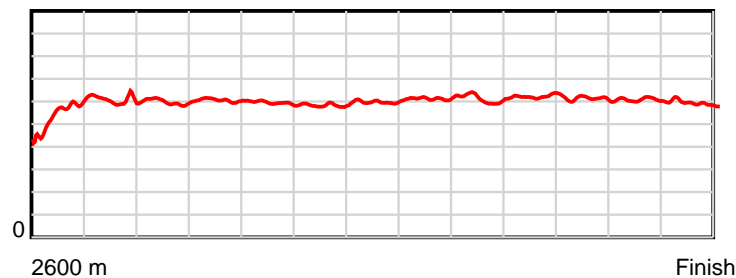
HRNZ and NZMTC and Thoroughbred Ratings Pty Ltd accepts no responsibility for the completeness or accuracy of any of the information contained herein, and makes no representations about its suitability for any particular purpose. Users should make their own judgements about those matters and/or seek independent advice. You assume all risks associated with use of the data provided on this page.

Race Results

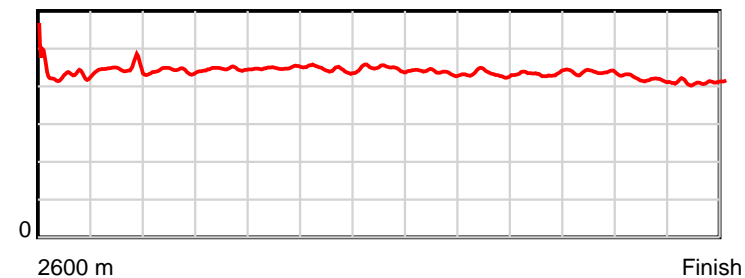
March 01, 2020, Race 7, CHEVIOT BUSINESSES CHEVIOT CUP (HANDICAP PACE), Distance 2600m, Addington - Survey 3200m

Result	TAB no.	Horse (Barrier)	2200m to	2000m to	1800m to	1600m to	1400m to	1200m to	1000m to	800m to	600m to	400m to	200m to	Total or	Margin
5th	11	Homebush Lad (5)	2000m	1800m	1600m	1400m	1200m	1000m	800m	600m	400m	200m	WP	Average	
		Position in running (margin)	10(18.7)	11(18.4)	11(15.2)	11(14.5)	11(13.1)	11(10.5)	10(8.7)	10(8.6)	10(8.4)	10(8.7)	8(5.7)		1.90
		Sectional time (s)	15.05	14.74	15.43	15.40	14.98	14.48	14.56	14.06	14.69	14.12	13.90		
		Cumulative time (s)	161.41	146.36	131.62	116.19	100.79	85.81	71.33	56.77	42.71	28.02	13.90	3:15.12	
		Speed (m/s)	13.29	13.57	12.96	12.99	13.35	13.81	13.74	14.22	13.61	14.16	14.39	13.33	
		Stride length (m)	5.86	6.05	5.82	5.77	5.99	6.05	5.94	6.19	5.93	5.91	5.93	5.91	
		Stride duration (s)	0.441	0.446	0.449	0.445	0.448	0.438	0.432	0.435	0.436	0.417	0.412	0.444	
		Stride efficiency (%)	53.72	57.12	52.90	52.06	56.02	57.12	55.12	59.80	55.03	54.63	54.87	54.59	
		Stride count	34.11	33.08	34.37	34.65	33.40	33.08	33.67	32.33	33.70	33.82	33.75	439.88	

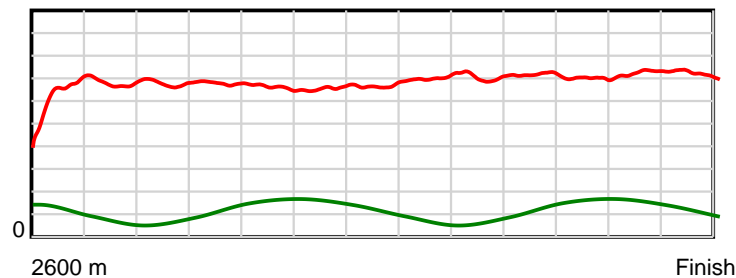
10 m Stride length



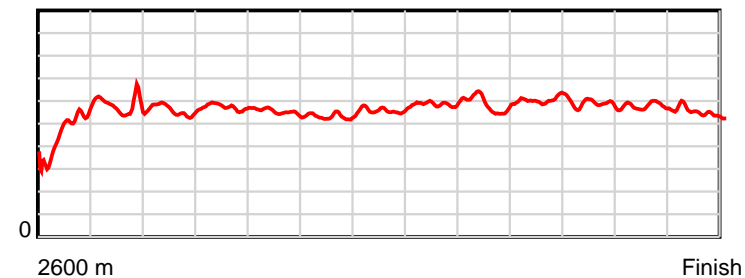
0.6 s Stride duration



20 m/sec Speed



100 % Stride efficiency



Note: Horizontal distance axis grid lines are 200m furlongs.

Disclaimer.

HRNZ and NZMTC and Thoroughbred Ratings Pty Ltd accepts no responsibility for the completeness or accuracy of any of the information contained herein, and makes no representations about its suitability for any particular purpose. Users should make their own judgements about those matters and/or seek independent advice. You assume all risks associated with use of the data provided on this page.



Race Results



March 01, 2020, Race 7, CHEVIOT BUSINESSES CHEVIOT CUP (HANDICAP PACE), Distance 2600m, Addington - Survey 3200m

Result	TAB no.	Horse (Barrier)	2600 to	2400m to
6th	1	Southerly Chan... (2)	2400m	2200m
		Position in running (margin)	-	1(0.0)
		Sectional time (s)	16.10	14.51
		Cumulative time (s)	195.30	179.20
		Speed (m/s)	12.42	13.78
		Stride length (m)	5.69	6.52
		Stride duration (s)	0.457	0.473
		Stride efficiency (%)	50.59	66.36
		Stride count	35.15	30.69

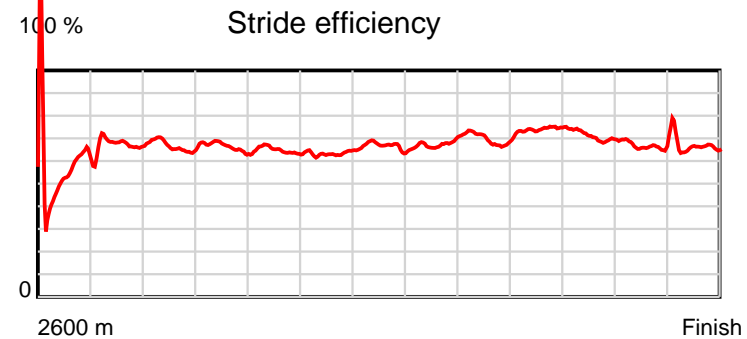
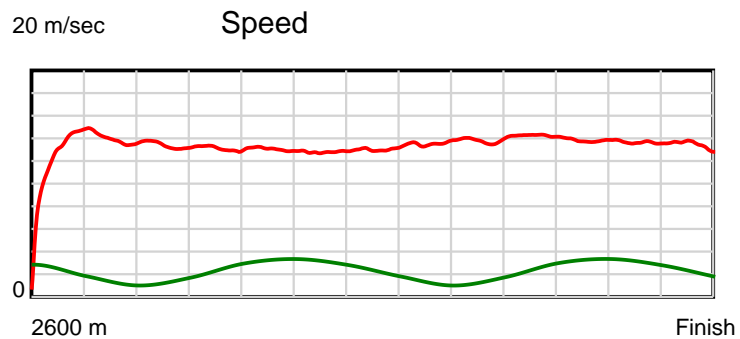
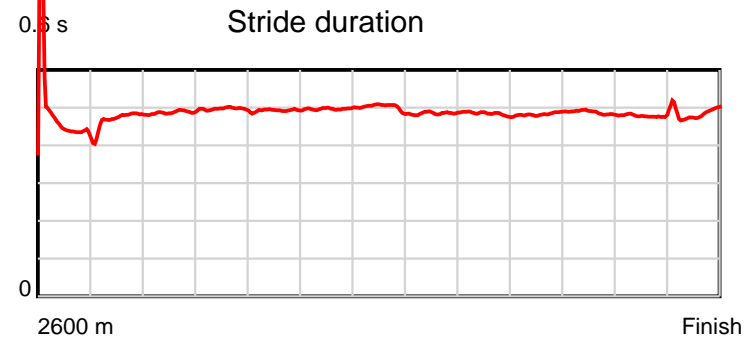
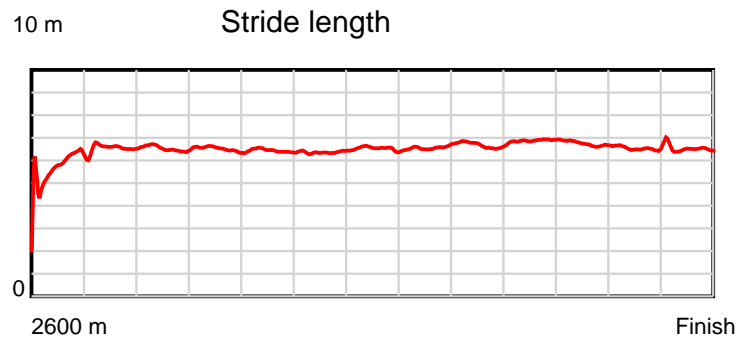
Disclaimer.

HRNZ and NZMTC and Thoroughbred Ratings Pty Ltd accepts no responsibility for the completeness or accuracy of any of the information contained herein, and makes no representations about its suitability for any particular purpose. Users should make their own judgements about those matters and/or seek independent advice. You assume all risks associated with use of the data provided on this page.

Race Results

March 01, 2020, Race 7, CHEVIOT BUSINESSES CHEVIOT CUP (HANDICAP PACE), Distance 2600m, Addington - Survey 3200m

Result	TAB no.	Horse (Barrier)	2200m to	2000m to	1800m to	1600m to	1400m to	1200m to	1000m to	800m to	600m to	400m to	200m to	Total or	Margin
6th	1	Southerly Chan... (2)	2000m	1800m	1600m	1400m	1200m	1000m	800m	600m	400m	200m	WP	Average	
		Position in running (margin)	1(0.0)	1(0.0)	1(0.0)	1(0.0)	1(0.0)	1(0.0)	1(0.0)	1(0.0)	1(0.0)	2(0.0)	2(0.8)		2.90
		Sectional time (s)	15.09	15.28	15.53	15.64	15.41	14.78	14.58	14.08	14.66	14.74	14.90		
		Cumulative time (s)	164.69	149.60	134.32	118.79	103.15	87.74	72.96	58.38	44.30	29.64	14.90	3:15.30	
		Speed (m/s)	13.25	13.09	12.88	12.79	12.98	13.53	13.72	14.20	13.64	13.57	13.42	13.31	
		Stride length (m)	6.46	6.49	6.35	6.35	6.50	6.56	6.63	6.86	6.64	6.53	6.49	6.46	
		Stride duration (s)	0.487	0.495	0.493	0.497	0.501	0.485	0.483	0.483	0.487	0.481	0.483	0.485	
		Stride efficiency (%)	65.22	65.74	63.07	63.07	65.95	67.31	68.66	73.47	68.99	66.58	65.73	65.12	
		Stride count	30.96	30.84	31.48	31.48	30.78	30.47	30.17	29.17	30.10	30.64	30.84	402.77	



Note: Horizontal distance axis grid lines are 200m furlongs.

Disclaimer.

HRNZ and NZMTC and Thoroughbred Ratings Pty Ltd accepts no responsibility for the completeness or accuracy of any of the information contained herein, and makes no representations about its suitability for any particular purpose. Users should make their own judgements about those matters and/or seek independent advice. You assume all risks associated with use of the data provided on this page.



Race Results



March 01, 2020, Race 7, CHEVIOT BUSINESSES CHEVIOT CUP (HANDICAP PACE), Distance 2600m, Addington - Survey 3200m

Result	TAB no.	Horse (Barrier)	2600 to	2400m to
7th	8	Lilac Star (3)	2400m	2200m
		Position in running (margin)	-	11(17.4)
		Sectional time (s)	18.88	14.71
		Cumulative time (s)	195.58	176.70
		Speed (m/s)	10.59	13.60
		Stride length (m)	5.30	5.82
		Stride duration (s)	0.428	0.429
		Stride efficiency (%)	43.88	53.02
		Stride count	37.74	34.34

Disclaimer.

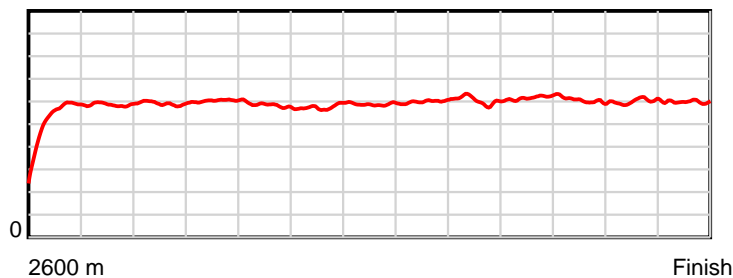
HRNZ and NZMTC and Thoroughbred Ratings Pty Ltd accepts no responsibility for the completeness or accuracy of any of the information contained herein, and makes no representations about its suitability for any particular purpose. Users should make their own judgements about those matters and/or seek independent advice. You assume all risks associated with use of the data provided on this page.

Race Results

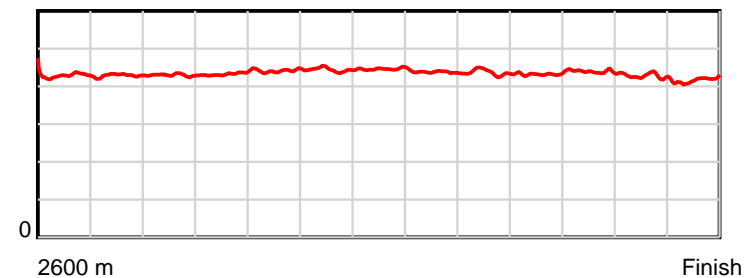
March 01, 2020, Race 7, CHEVIOT BUSINESSES CHEVIOT CUP (HANDICAP PACE), Distance 2600m, Addington - Survey 3200m

Result	TAB no.	Horse (Barrier)	2200m to	2000m to	1800m to	1600m to	1400m to	1200m to	1000m to	800m to	600m to	400m to	200m to	Total or	Margin
7th	8	Lilac Star (3)	2000m	1800m	1600m	1400m	1200m	1000m	800m	600m	400m	200m	WP	Average	
		Position in running (margin)	9(18.6)	7(16.4)	8(11.7)	8(11.3)	9(10.6)	10(10.0)	11(8.9)	11(9.5)	11(9.3)	11(10.4)	12(8.8)		4.50
		Sectional time (s)	14.72	14.50	15.46	15.52	15.31	14.61	14.67	14.06	14.83	14.35	13.96		
		Cumulative time (s)	161.99	147.27	132.77	117.31	101.79	86.48	71.87	57.20	43.14	28.31	13.96	3:15.58	
		Speed (m/s)	13.59	13.79	12.94	12.89	13.06	13.69	13.63	14.22	13.49	13.94	14.33	13.29	
		Stride length (m)	5.84	5.96	5.71	5.72	5.83	5.99	5.95	6.15	5.92	5.95	5.98	5.85	
		Stride duration (s)	0.430	0.432	0.442	0.444	0.447	0.437	0.436	0.433	0.439	0.427	0.417	0.440	
		Stride efficiency (%)	53.28	55.59	50.98	51.14	53.17	56.04	55.31	59.19	54.77	55.34	55.90	53.47	
		Stride count	34.25	33.53	35.02	34.96	34.29	33.40	33.62	32.50	33.78	33.61	33.44	444.48	

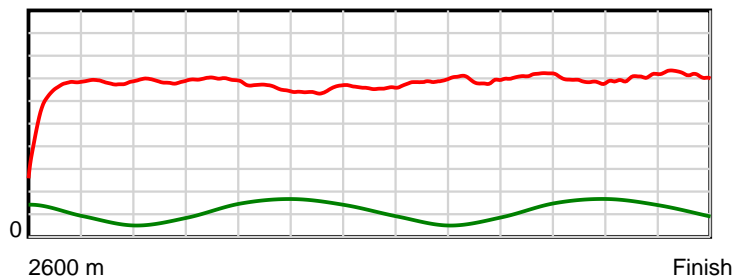
10 m Stride length



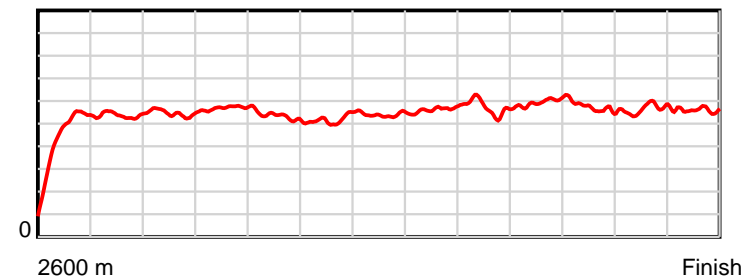
0.6 s Stride duration



20 m/sec Speed



100 % Stride efficiency



Note: Horizontal distance axis grid lines are 200m furlongs.

Disclaimer.

HRNZ and NZMTC and Thoroughbred Ratings Pty Ltd accepts no responsibility for the completeness or accuracy of any of the information contained herein, and makes no representations about its suitability for any particular purpose. Users should make their own judgements about those matters and/or seek independent advice. You assume all risks associated with use of the data provided on this page.



Race Results



March 01, 2020, Race 7, CHEVIOT BUSINESSES CHEVIOT CUP (HANDICAP PACE), Distance 2600m, Addington - Survey 3200m

Result	TAB no.	Horse (Barrier)	2600 to	2400m to
8th	4	Go Davey (9)	2400m	2200m
		Position in running (margin)	-	9(14.7)
		Sectional time (s)	18.60	15.23
		Cumulative time (s)	195.67	177.07
		Speed (m/s)	10.75	13.13
		Stride length (m)	4.93	5.96
		Stride duration (s)	0.446	0.454
		Stride efficiency (%)	38.02	55.50
		Stride count	40.55	33.56

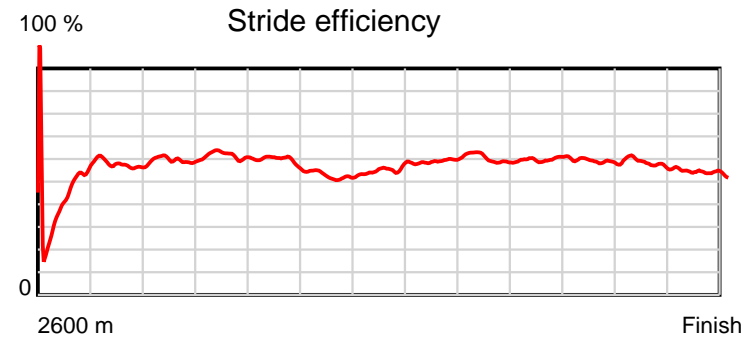
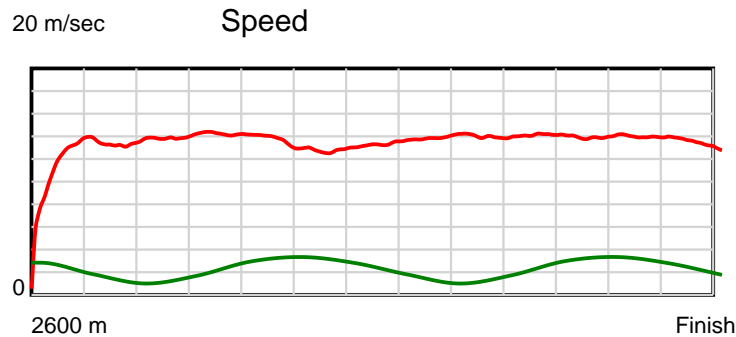
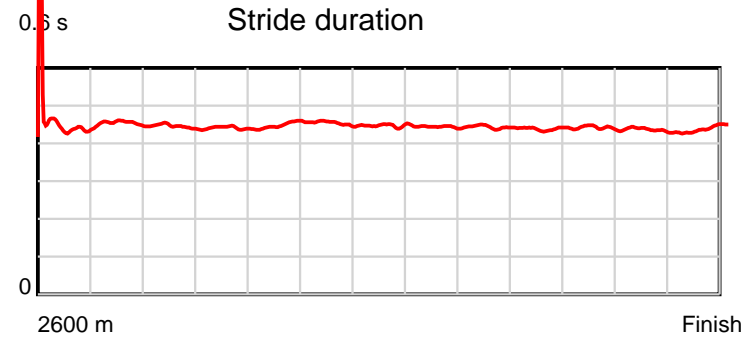
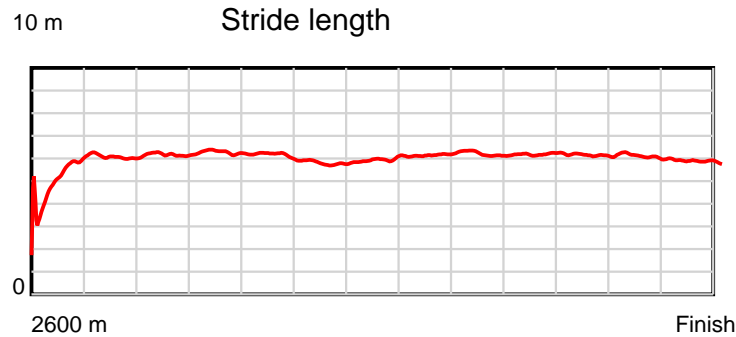
Disclaimer.

HRNZ and NZMTC and Thoroughbred Ratings Pty Ltd accepts no responsibility for the completeness or accuracy of any of the information contained herein, and makes no representations about its suitability for any particular purpose. Users should make their own judgements about those matters and/or seek independent advice. You assume all risks associated with use of the data provided on this page.

Race Results

March 01, 2020, Race 7, CHEVIOT BUSINESSES CHEVIOT CUP (HANDICAP PACE), Distance 2600m, Addington - Survey 3200m

Result	TAB no.	Horse (Barrier)	2200m to	2000m to	1800m to	1600m to	1400m to	1200m to	1000m to	800m to	600m to	400m to	200m to	Total or	Margin
8th	4	Go Davey (9)	2000m	1800m	1600m	1400m	1200m	1000m	800m	600m	400m	200m	WP	Average	
		Position in running (margin)	11(19.1)	10(17.8)	7(10.3)	5(6.7)	5(6.7)	5(4.0)	4(3.1)	4(3.2)	4(3.3)	4(2.5)	4(2.4)		5.00
		Sectional time (s)	14.88	14.02	14.93	15.65	14.96	14.64	14.59	14.10	14.51	14.59	14.97		
		Cumulative time (s)	161.84	146.96	132.94	118.01	102.36	87.40	72.76	58.17	44.07	29.56	14.97	3:15.67	
		Speed (m/s)	13.44	14.27	13.40	12.78	13.37	13.66	13.71	14.18	13.78	13.71	13.36	13.29	
		Stride length (m)	5.98	6.29	6.01	5.79	5.98	6.06	6.07	6.22	6.08	5.97	5.86	5.92	
		Stride duration (s)	0.445	0.441	0.449	0.453	0.447	0.443	0.443	0.438	0.441	0.436	0.439	0.445	
		Stride efficiency (%)	55.89	61.80	56.51	52.41	55.90	57.36	57.66	60.40	57.67	55.74	53.72	54.76	
		Stride count	33.44	31.80	33.26	34.54	33.44	33.01	32.93	32.17	32.92	33.49	34.11	439.22	



Note: Horizontal distance axis grid lines are 200m furlongs.

Disclaimer.

HRNZ and NZMTC and Thoroughbred Ratings Pty Ltd accepts no responsibility for the completeness or accuracy of any of the information contained herein, and makes no representations about its suitability for any particular purpose. Users should make their own judgements about those matters and/or seek independent advice. You assume all risks associated with use of the data provided on this page.



Race Results



March 01, 2020, Race 7, CHEVIOT BUSINESSES CHEVIOT CUP (HANDICAP PACE), Distance 2600m, Addington - Survey 3200m

Result	TAB no.	Horse (Barrier)	2600 to	2400m to
9th	2	Fynn Frost (7)	2400m	2200m
		Position in running (margin)	-	6(12.0)
		Sectional time (s)	18.10	14.93
		Cumulative time (s)	195.68	177.58
		Speed (m/s)	11.05	13.40
		Stride length (m)	5.05	5.92
		Stride duration (s)	0.437	0.442
		Stride efficiency (%)	39.82	54.82
		Stride count	39.62	33.77

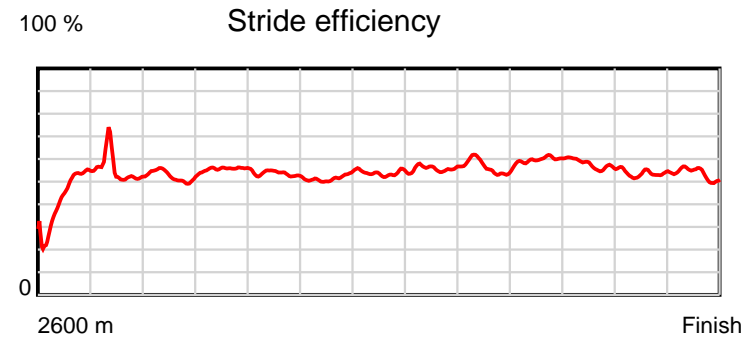
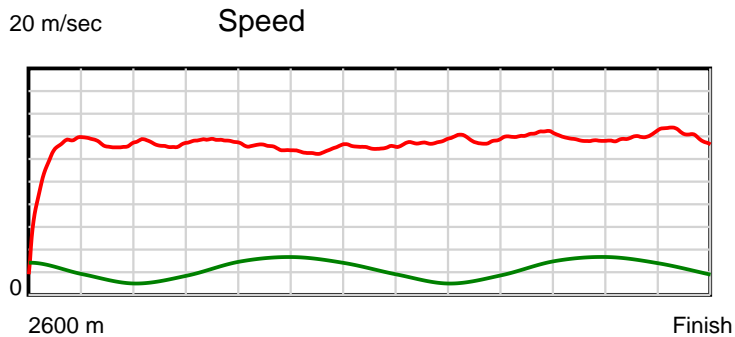
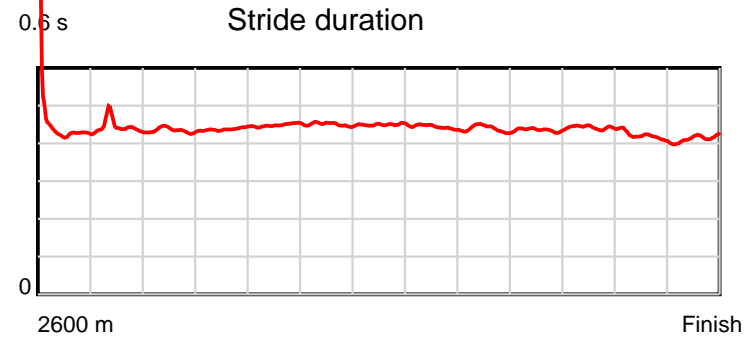
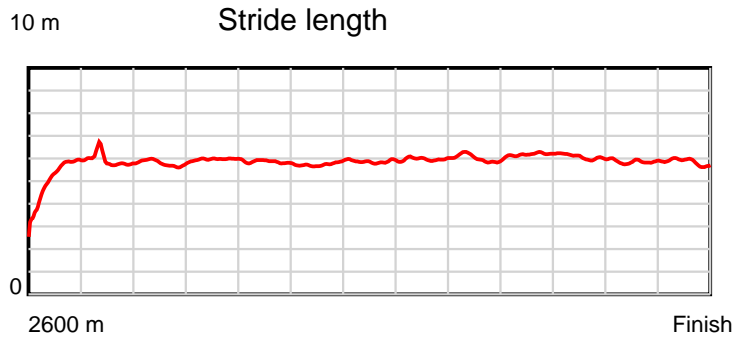
Disclaimer.

HRNZ and NZMTC and Thoroughbred Ratings Pty Ltd accepts no responsibility for the completeness or accuracy of any of the information contained herein, and makes no representations about its suitability for any particular purpose. Users should make their own judgements about those matters and/or seek independent advice. You assume all risks associated with use of the data provided on this page.

Race Results

March 01, 2020, Race 7, CHEVIOT BUSINESSES CHEVIOT CUP (HANDICAP PACE), Distance 2600m, Addington - Survey 3200m

Result	TAB no.	Horse (Barrier)	2200m to	2000m to	1800m to	1600m to	1400m to	1200m to	1000m to	800m to	600m to	400m to	200m to	Total or	Margin
9th	2	Fynn Frost (7)	2000m	1800m	1600m	1400m	1200m	1000m	800m	600m	400m	200m	WP	Average	
		Position in running (margin)	5(14.5)	5(13.9)	6(9.9)	7(9.1)	7(8.5)	8(7.7)	8(7.4)	9(7.7)	9(7.9)	9(8.4)	11(7.2)		5.00
		Sectional time (s)	14.98	14.62	15.39	15.55	15.27	14.74	14.62	14.12	14.74	14.40	14.22		
		Cumulative time (s)	162.65	147.67	133.05	117.66	102.11	86.84	72.10	57.48	43.36	28.62	14.22	3:15.68	
		Speed (m/s)	13.35	13.68	13.00	12.86	13.10	13.57	13.68	14.16	13.57	13.89	14.06	13.29	
		Stride length (m)	5.80	5.99	5.83	5.79	5.89	6.02	5.99	6.17	6.00	5.81	5.84	5.84	
		Stride duration (s)	0.435	0.438	0.448	0.450	0.450	0.443	0.438	0.436	0.442	0.418	0.415	0.440	
		Stride efficiency (%)	52.62	56.02	53.04	52.36	54.26	56.54	56.12	59.54	56.28	52.79	53.28	53.32	
		Stride count	34.47	33.40	34.33	34.55	33.94	33.25	33.37	32.40	33.33	34.41	34.25	445.09	



Note: Horizontal distance axis grid lines are 200m furlongs.

Disclaimer.

HRNZ and NZMTC and Thoroughbred Ratings Pty Ltd accepts no responsibility for the completeness or accuracy of any of the information contained herein, and makes no representations about its suitability for any particular purpose. Users should make their own judgements about those matters and/or seek independent advice. You assume all risks associated with use of the data provided on this page.



Race Results



March 01, 2020, Race 7, CHEVIOT BUSINESSES CHEVIOT CUP (HANDICAP PACE), Distance 2600m, Addington - Survey 3200m

Result	TAB no.	Horse (Barrier)	2600 to	2400m to
10th	3	Sweet Loress (8)	2400m	2200m
		Position in running (margin)	-	4(6.6)
		Sectional time (s)	17.18	14.61
		Cumulative time (s)	195.72	178.54
		Speed (m/s)	11.64	13.69
		Stride length (m)	5.41	6.06
		Stride duration (s)	0.450	0.443
		Stride efficiency (%)	45.73	57.46
		Stride count	36.97	32.98

Disclaimer.

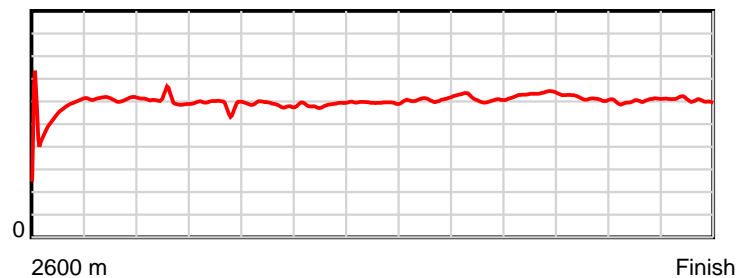
HRNZ and NZMTC and Thoroughbred Ratings Pty Ltd accepts no responsibility for the completeness or accuracy of any of the information contained herein, and makes no representations about its suitability for any particular purpose. Users should make their own judgements about those matters and/or seek independent advice. You assume all risks associated with use of the data provided on this page.

Race Results

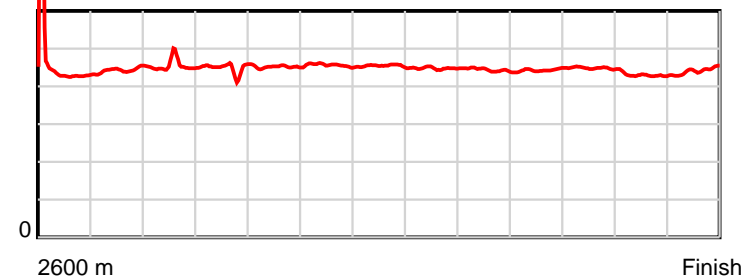
March 01, 2020, Race 7, CHEVIOT BUSINESSES CHEVIOT CUP (HANDICAP PACE), Distance 2600m, Addington - Survey 3200m

Result	TAB no.	Horse (Barrier)	2200m to	2000m to	1800m to	1600m to	1400m to	1200m to	1000m to	800m to	600m to	400m to	200m to	Total or	Margin
10th	3	Sweet Loress (8)	2000m	1800m	1600m	1400m	1200m	1000m	800m	600m	400m	200m	WP	Average	
		Position in running (margin)	4(7.2)	4(7.0)	4(6.6)	4(6.6)	4(6.4)	6(5.9)	7(5.7)	7(6.1)	7(5.8)	7(6.0)	7(4.9)		5.20
		Sectional time (s)	15.06	15.23	15.52	15.61	15.34	14.75	14.64	14.04	14.69	14.41	14.64		
		Cumulative time (s)	163.93	148.87	133.64	118.12	102.51	87.17	72.42	57.78	43.74	29.05	14.64	3:15.72	
		Speed (m/s)	13.28	13.13	12.89	12.81	13.04	13.56	13.66	14.25	13.61	13.88	13.66	13.28	
		Stride length (m)	6.00	5.88	5.82	5.84	5.92	6.07	6.06	6.32	6.10	5.96	6.04	5.95	
		Stride duration (s)	0.451	0.448	0.451	0.456	0.454	0.448	0.443	0.443	0.448	0.430	0.442	0.448	
		Stride efficiency (%)	56.17	54.09	52.85	53.37	54.80	57.60	57.33	62.34	58.22	55.59	57.02	55.39	
		Stride count	33.36	33.99	34.39	34.22	33.77	32.94	33.02	31.66	32.77	33.53	33.11	436.71	

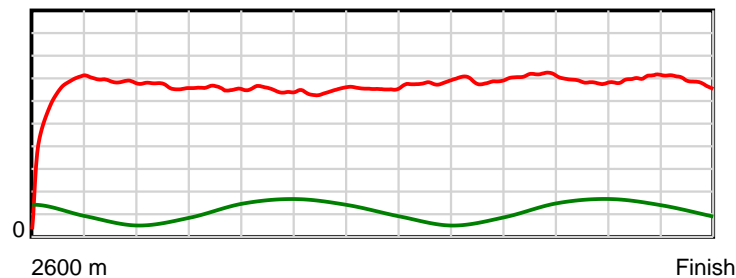
10 m Stride length



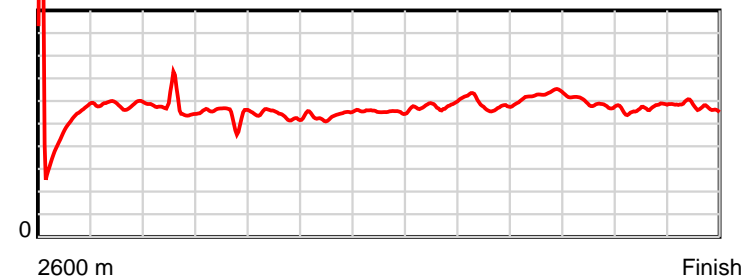
0.5 s Stride duration



20 m/sec Speed



100 % Stride efficiency



Note: Horizontal distance axis grid lines are 200m furlongs.

Disclaimer.

HRNZ and NZMTC and Thoroughbred Ratings Pty Ltd accepts no responsibility for the completeness or accuracy of any of the information contained herein, and makes no representations about its suitability for any particular purpose. Users should make their own judgements about those matters and/or seek independent advice. You assume all risks associated with use of the data provided on this page.



Race Results



March 01, 2020, Race 7, CHEVIOT BUSINESSES CHEVIOT CUP (HANDICAP PACE), Distance 2600m, Addington - Survey 3200m

Result	TAB no.	Horse (Barrier)	2600 to	2400m to
11th	12	Sweet Mary (0)	2400m	2200m
		Position in running (margin)	-	7(12.3)
		Sectional time (s)	18.09	15.34
		Cumulative time (s)	195.90	177.81
		Speed (m/s)	11.06	13.04
		Stride length (m)	6.02	6.27
		Stride duration (s)	0.463	0.481
		Stride efficiency (%)	56.70	61.44
		Stride count	33.20	31.90

Disclaimer.

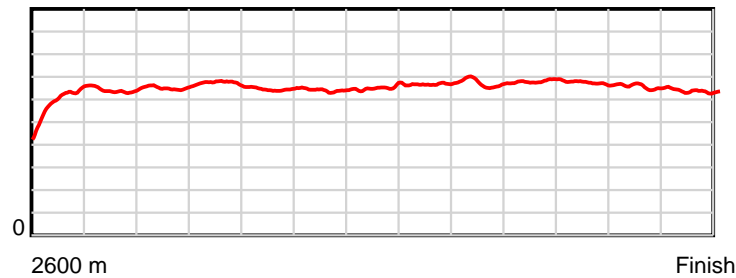
HRNZ and NZMTC and Thoroughbred Ratings Pty Ltd accepts no responsibility for the completeness or accuracy of any of the information contained herein, and makes no representations about its suitability for any particular purpose. Users should make their own judgements about those matters and/or seek independent advice. You assume all risks associated with use of the data provided on this page.

Race Results

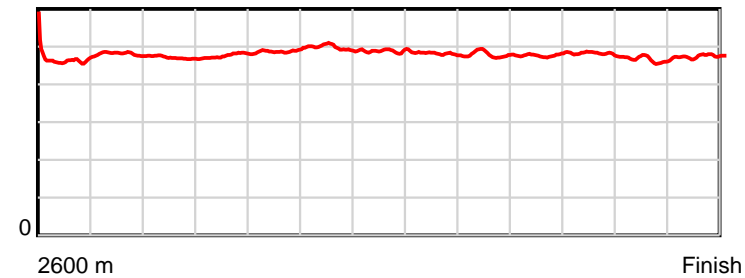
March 01, 2020, Race 7, CHEVIOT BUSINESSES CHEVIOT CUP (HANDICAP PACE), Distance 2600m, Addington - Survey 3200m

Result	TAB no.	Horse (Barrier)	2200m to	2000m to	1800m to	1600m to	1400m to	1200m to	1000m to	800m to	600m to	400m to	200m to	Total or	Margin
11th	12	Sweet Mary (0)	2000m	1800m	1600m	1400m	1200m	1000m	800m	600m	400m	200m	WP	Average	
		Position in running (margin)	7(17.3)	6(15.9)	5(9.2)	6(8.4)	6(8.5)	7(6.2)	6(5.1)	6(4.9)	6(5.0)	6(4.5)	5(4.3)		6.20
		Sectional time (s)	14.85	14.16	15.40	15.66	15.04	14.59	14.55	14.10	14.57	14.57	14.98		
		Cumulative time (s)	162.47	147.62	133.46	118.06	102.40	87.36	72.77	58.22	44.12	29.55	14.98	3:15.90	
		Speed (m/s)	13.47	14.12	12.99	12.77	13.30	13.71	13.75	14.18	13.73	13.73	13.35	13.27	
		Stride length (m)	6.34	6.73	6.34	6.35	6.49	6.60	6.58	6.77	6.59	6.40	6.34	6.44	
		Stride duration (s)	0.471	0.476	0.488	0.497	0.488	0.481	0.479	0.478	0.480	0.466	0.475	0.485	
		Stride efficiency (%)	62.81	70.77	62.81	62.95	65.87	67.97	67.74	71.68	67.93	63.95	62.79	64.84	
		Stride count	31.55	29.72	31.55	31.51	30.81	30.33	30.38	29.53	30.33	31.26	31.55	403.62	

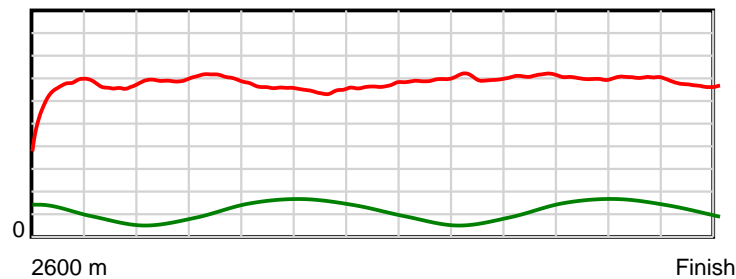
10 m Stride length



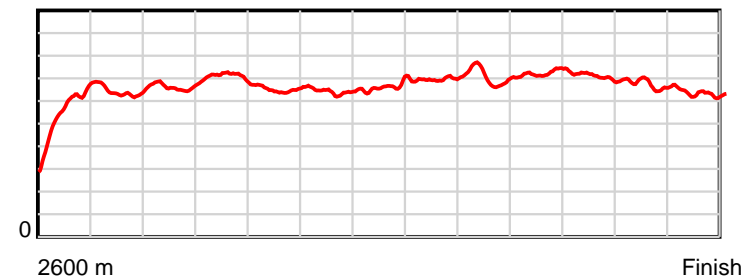
0.6 s Stride duration



20 m/sec Speed



100 % Stride efficiency



Note: Horizontal distance axis grid lines are 200m furlongs.

Disclaimer.

HRNZ and NZMTC and Thoroughbred Ratings Pty Ltd accepts no responsibility for the completeness or accuracy of any of the information contained herein, and makes no representations about its suitability for any particular purpose. Users should make their own judgements about those matters and/or seek independent advice. You assume all risks associated with use of the data provided on this page.



Race Results



March 01, 2020, Race 7, CHEVIOT BUSINESSES CHEVIOT CUP (HANDICAP PACE), Distance 2600m, Addington - Survey 3200m

Result	TAB no.	Horse (Barrier)	2600 to	2400m to
12th	6	Madiba (11)	2400m	2200m
		Position in running (margin)	-	3(2.9)
		Sectional time (s)	16.56	14.76
		Cumulative time (s)	196.50	179.94
		Speed (m/s)	12.08	13.55
		Stride length (m)	5.42	6.12
		Stride duration (s)	0.435	0.451
		Stride efficiency (%)	45.95	58.47
		Stride count	36.88	32.70

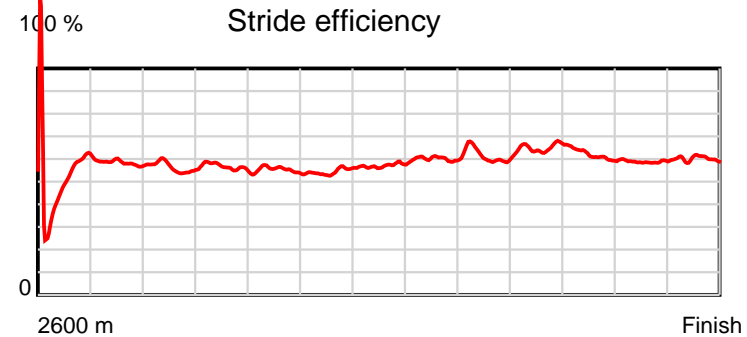
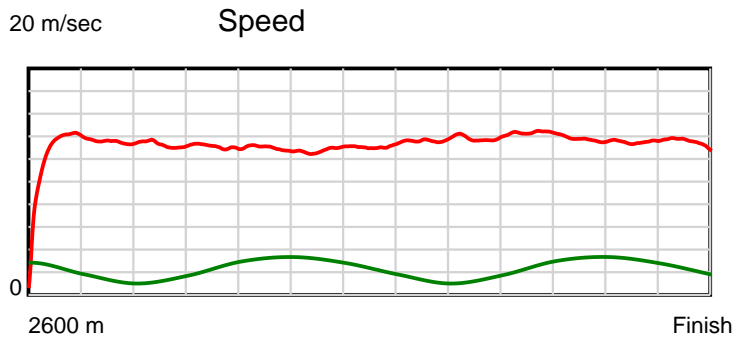
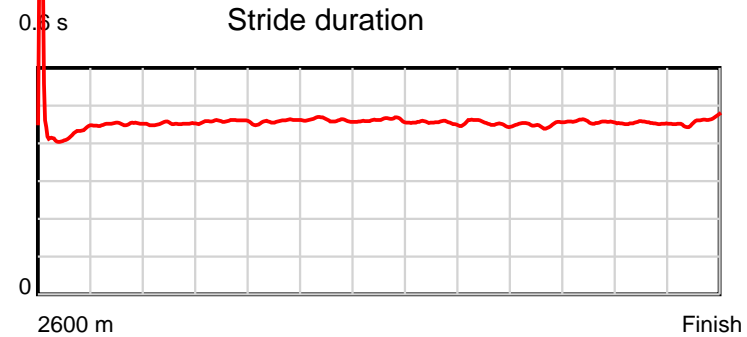
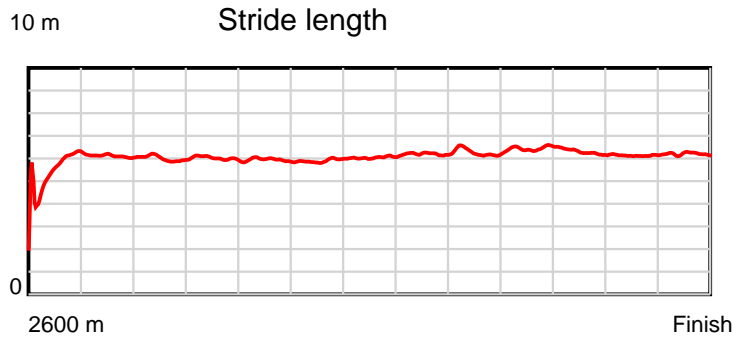
Disclaimer.

HRNZ and NZMTC and Thoroughbred Ratings Pty Ltd accepts no responsibility for the completeness or accuracy of any of the information contained herein, and makes no representations about its suitability for any particular purpose. Users should make their own judgements about those matters and/or seek independent advice. You assume all risks associated with use of the data provided on this page.

Race Results

March 01, 2020, Race 7, CHEVIOT BUSINESSES CHEVIOT CUP (HANDICAP PACE), Distance 2600m, Addington - Survey 3200m

Result	TAB no.	Horse (Barrier)	2200m to	2000m to	1800m to	1600m to	1400m to	1200m to	1000m to	800m to	600m to	400m to	200m to	Total or	Margin
12th	6	Madiba (11)	2000m	1800m	1600m	1400m	1200m	1000m	800m	600m	400m	200m	WP	Average	
		Position in running (margin)	3(4.4)	3(4.8)	3(5.0)	3(4.8)	3(4.4)	4(3.5)	5(3.3)	5(4.1)	5(4.3)	5(4.4)	9(6.5)		9.40
		Sectional time (s)	15.16	15.30	15.50	15.58	15.26	14.75	14.70	14.12	14.67	14.95	15.19		
		Cumulative time (s)	165.18	150.02	134.72	119.22	103.64	88.38	73.63	58.93	44.81	30.14	15.19	3:16.50	
		Speed (m/s)	13.19	13.07	12.90	12.84	13.11	13.56	13.61	14.16	13.63	13.38	13.17	13.23	
		Stride length (m)	5.96	6.01	5.90	5.93	6.05	6.16	6.16	6.38	6.23	6.06	6.08	6.03	
		Stride duration (s)	0.451	0.460	0.458	0.462	0.462	0.454	0.453	0.450	0.457	0.453	0.462	0.455	
		Stride efficiency (%)	55.43	56.38	54.48	54.95	57.25	59.30	59.30	63.61	60.64	57.36	57.70	56.76	
		Stride count	33.58	33.30	33.87	33.73	33.04	32.47	32.47	31.35	32.11	33.01	32.91	431.42	



Note: Horizontal distance axis grid lines are 200m furlongs.

Disclaimer.

HRNZ and NZMTC and Thoroughbred Ratings Pty Ltd accepts no responsibility for the completeness or accuracy of any of the information contained herein, and makes no representations about its suitability for any particular purpose. Users should make their own judgements about those matters and/or seek independent advice. You assume all risks associated with use of the data provided on this page.



Race Results



March 01, 2020, Race 8, , Distance 2600m, Addington - Survey 3200m

Result	TAB no.	Horse (Barrier)	2600 to	2400m to
1st	13	Mr Fahrenheit (5)	2400m	2200m
		Position in running (margin)	-	7(8.4)
		Sectional time (s)	18.19	15.24
		Cumulative time (s)	199.30	181.11
		Speed (m/s)	11.00	13.12
		Stride length (m)	5.64	5.90
		Stride duration (s)	0.432	0.449
		Stride efficiency (%)	49.69	54.38
		Stride count	35.47	33.90

Disclaimer.

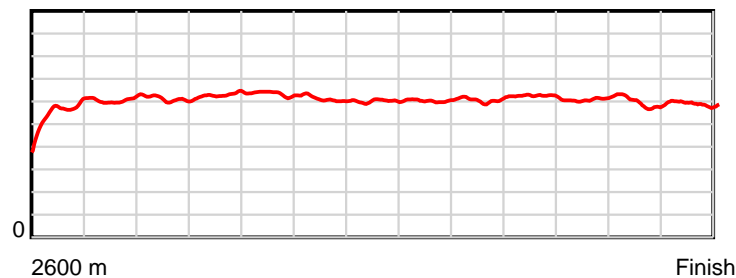
HRNZ and NZMTC and Thoroughbred Ratings Pty Ltd accepts no responsibility for the completeness or accuracy of any of the information contained herein, and makes no representations about its suitability for any particular purpose. Users should make their own judgements about those matters and/or seek independent advice. You assume all risks associated with use of the data provided on this page.

Race Results

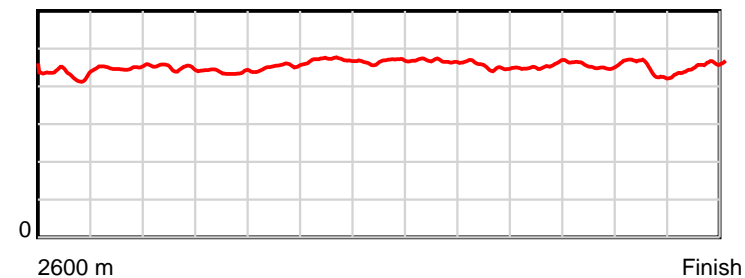
March 01, 2020, Race 8, , Distance 2600m, Addington - Survey 3200m

Result	TAB no.	Horse (Barrier)	2200m to	2000m to	1800m to	1600m to	1400m to	1200m to	1000m to	800m to	600m to	400m to	200m to	Total or	Margin
1st	13	Mr Fahrenheit (5)	2000m	1800m	1600m	1400m	1200m	1000m	800m	600m	400m	200m	WP	Average	
		Position in running (margin)	7(9.0)	6(6.3)	6(5.9)	6(5.1)	5(4.3)	5(3.7)	7(4.1)	6(4.1)	3(2.8)	3(1.7)	1(0.0)		0.00
		Sectional time (s)	15.02	13.95	14.43	15.54	15.51	15.74	15.27	14.63	15.18	15.15	15.45		
		Cumulative time (s)	165.87	150.85	136.90	122.47	106.93	91.42	75.68	60.41	45.78	30.60	15.45	3:19.30	
		Speed (m/s)	13.32	14.34	13.86	12.87	12.89	12.71	13.10	13.67	13.18	13.20	12.94	13.05	
		Stride length (m)	5.98	6.28	6.27	6.07	6.01	5.93	5.93	6.22	5.99	5.87	5.88	5.99	
		Stride duration (s)	0.449	0.438	0.453	0.471	0.466	0.467	0.453	0.455	0.455	0.445	0.455	0.459	
		Stride efficiency (%)	55.95	61.62	61.52	57.54	56.43	54.95	54.93	60.41	56.16	53.83	54.10	56.13	
		Stride count	33.42	31.85	31.87	32.96	33.28	33.73	33.73	32.17	33.36	34.07	33.99	433.80	

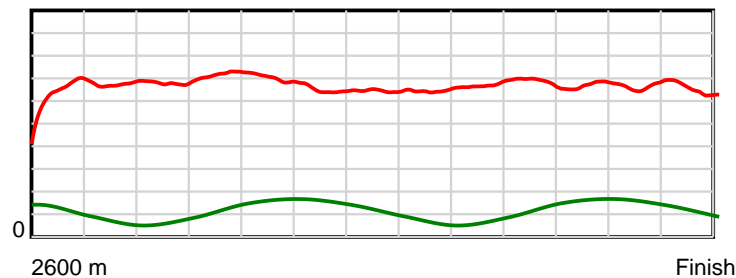
10 m Stride length



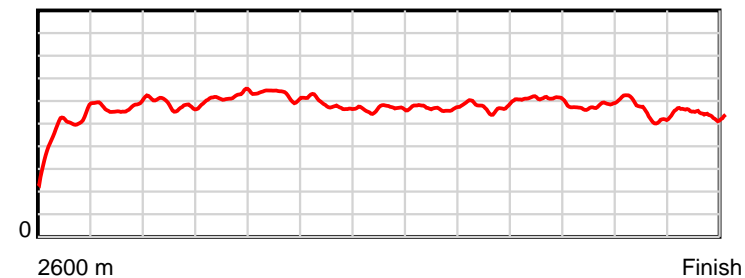
0.6 s Stride duration



20 m/sec Speed



100 % Stride efficiency



Note: Horizontal distance axis grid lines are 200m furlongs.

Disclaimer.

HRNZ and NZMTC and Thoroughbred Ratings Pty Ltd accepts no responsibility for the completeness or accuracy of any of the information contained herein, and makes no representations about its suitability for any particular purpose. Users should make their own judgements about those matters and/or seek independent advice. You assume all risks associated with use of the data provided on this page.



Race Results



March 01, 2020, Race 8, , Distance 2600m, Addington - Survey 3200m

Result	TAB no.	Horse (Barrier)	2600 to	2400m to
2nd	6	Valley Star (11)	2400m	2200m
		Position in running (margin)	-	2(1.6)
		Sectional time (s)	17.02	15.28
		Cumulative time (s)	199.92	182.90
		Speed (m/s)	11.75	13.09
		Stride length (m)	5.65	6.37
		Stride duration (s)	0.476	0.487
		Stride efficiency (%)	49.86	63.38
		Stride count	35.41	31.40

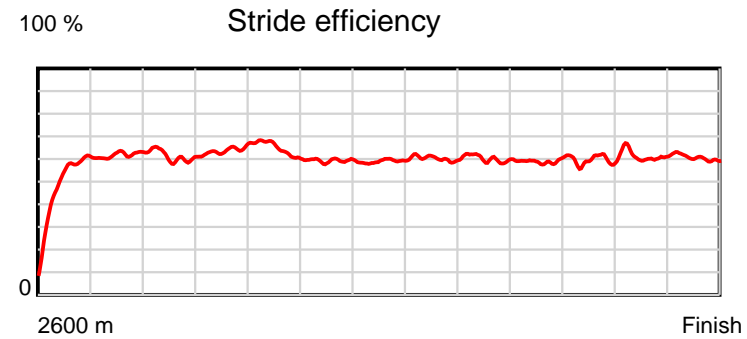
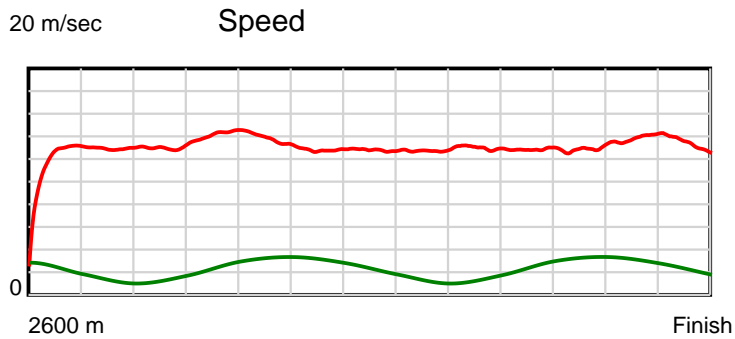
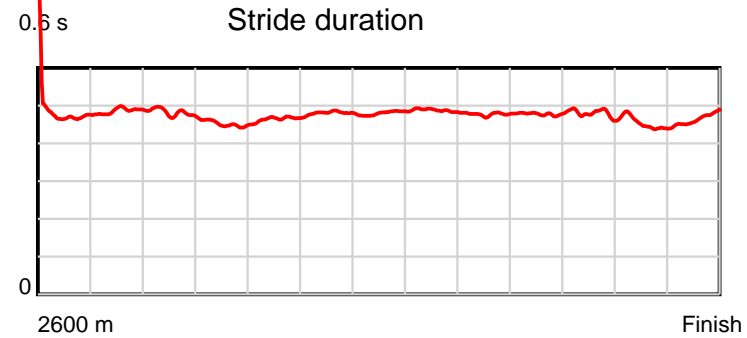
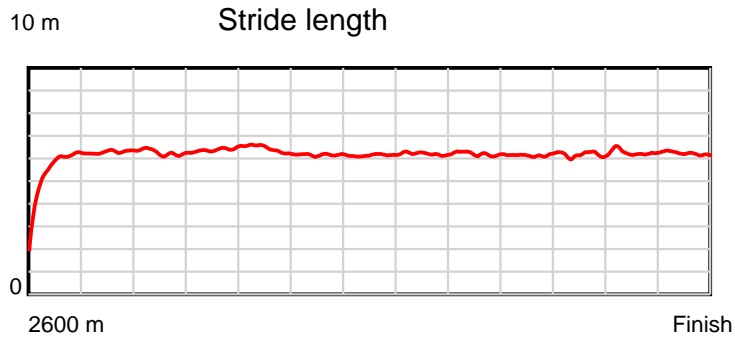
Disclaimer.

HRNZ and NZMTC and Thoroughbred Ratings Pty Ltd accepts no responsibility for the completeness or accuracy of any of the information contained herein, and makes no representations about its suitability for any particular purpose. Users should make their own judgements about those matters and/or seek independent advice. You assume all risks associated with use of the data provided on this page.

Race Results

March 01, 2020, Race 8, , Distance 2600m, Addington - Survey 3200m

Result	TAB no.	Horse (Barrier)	2200m to	2000m to	1800m to	1600m to	1400m to	1200m to	1000m to	800m to	600m to	400m to	200m to	Total or	Margin
2nd	6	Valley Star (11)	2000m	1800m	1600m	1400m	1200m	1000m	800m	600m	400m	200m	WP	Average	
		Position in running (margin)	2(2.4)	3(2.2)	3(2.5)	3(2.9)	4(2.1)	4(2.6)	3(2.0)	5(2.8)	8(7.2)	9(9.8)	7(5.9)		3.40
		Sectional time (s)	15.43	14.08	14.62	15.54	15.69	15.58	15.41	15.57	15.78	14.80	15.12		
		Cumulative time (s)	167.62	152.19	138.11	123.49	107.95	92.26	76.68	61.27	45.70	29.92	15.12	3:19.92	
		Speed (m/s)	12.96	14.20	13.68	12.87	12.75	12.84	12.98	12.85	12.67	13.51	13.23	13.01	
		Stride length (m)	6.24	6.42	6.35	6.19	6.12	6.26	6.20	6.13	6.07	6.11	6.19	6.17	
		Stride duration (s)	0.482	0.452	0.465	0.481	0.480	0.488	0.478	0.478	0.479	0.452	0.468	0.475	
		Stride efficiency (%)	60.90	64.38	63.11	59.95	58.46	61.20	60.06	58.80	57.54	58.32	59.93	59.52	
		Stride count	32.04	31.16	31.47	32.29	32.70	31.96	32.26	32.60	32.96	32.74	32.29	421.28	



Note: Horizontal distance axis grid lines are 200m furlongs.

Disclaimer.

HRNZ and NZMTC and Thoroughbred Ratings Pty Ltd accepts no responsibility for the completeness or accuracy of any of the information contained herein, and makes no representations about its suitability for any particular purpose. Users should make their own judgements about those matters and/or seek independent advice. You assume all risks associated with use of the data provided on this page.



Race Results



March 01, 2020, Race 8, , Distance 2600m, Addington - Survey 3200m

Result	TAB no.	Horse (Barrier)	2600 to	2400m to
3rd	3	Gil Favor (7)	2400m	2200m
		Position in running (margin)	-	6(7.7)
		Sectional time (s)	18.10	15.06
		Cumulative time (s)	200.01	181.91
		Speed (m/s)	11.05	13.28
		Stride length (m)	5.46	6.13
		Stride duration (s)	0.492	0.462
		Stride efficiency (%)	46.57	58.73
		Stride count	36.64	32.62

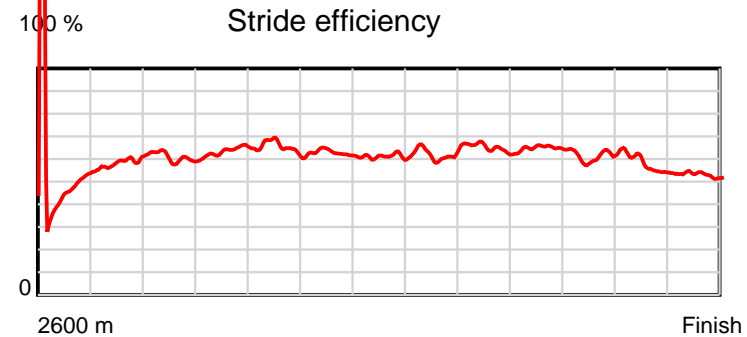
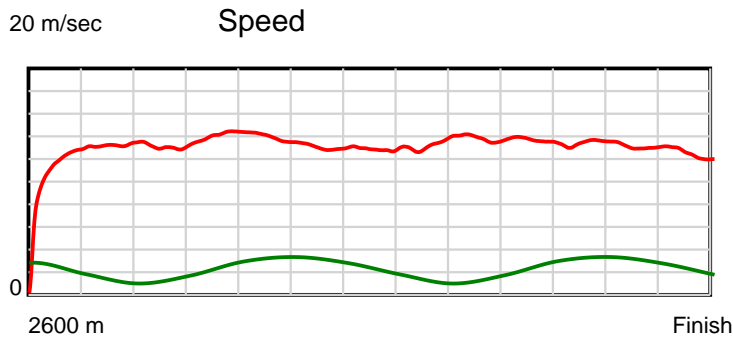
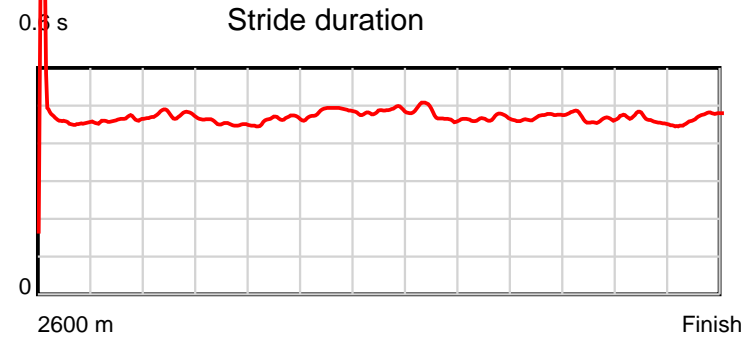
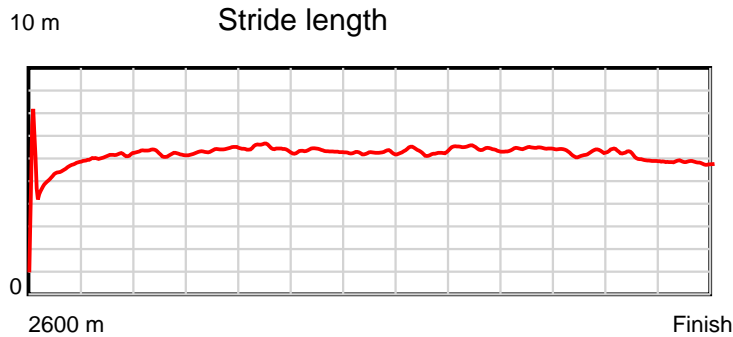
Disclaimer.

HRNZ and NZMTC and Thoroughbred Ratings Pty Ltd accepts no responsibility for the completeness or accuracy of any of the information contained herein, and makes no representations about its suitability for any particular purpose. Users should make their own judgements about those matters and/or seek independent advice. You assume all risks associated with use of the data provided on this page.

Race Results

March 01, 2020, Race 8, , Distance 2600m, Addington - Survey 3200m

Result	TAB no.	Horse (Barrier)	2200m to	2000m to	1800m to	1600m to	1400m to	1200m to	1000m to	800m to	600m to	400m to	200m to	Total or	Margin
3rd	3	Gil Favor (7)	2000m	1800m	1600m	1400m	1200m	1000m	800m	600m	400m	200m	WP	Average	
		Position in running (margin)	6(7.2)	7(6.6)	7(7.9)	7(8.4)	7(7.3)	8(6.6)	6(4.0)	4(2.1)	2(0.7)	1(0.0)	2(0.1)		3.80
		Sectional time (s)	15.37	14.24	14.63	15.50	15.50	15.24	14.96	14.62	15.24	15.45	16.10		
		Cumulative time (s)	166.85	151.48	137.24	122.61	107.11	91.61	76.37	61.41	46.79	31.55	16.10	3:20.01	
		Speed (m/s)	13.01	14.04	13.67	12.90	12.90	13.12	13.37	13.68	13.12	12.94	12.42	13.00	
		Stride length (m)	6.20	6.37	6.32	6.28	6.26	6.27	6.23	6.45	6.12	5.98	5.83	6.13	
		Stride duration (s)	0.476	0.454	0.463	0.486	0.485	0.478	0.466	0.471	0.467	0.462	0.469	0.472	
		Stride efficiency (%)	59.99	63.37	62.46	61.54	61.24	61.39	60.59	65.01	58.62	55.81	53.12	58.80	
		Stride count	32.28	31.41	31.63	31.87	31.95	31.91	32.12	31.01	32.65	33.46	34.30	423.85	



Note: Horizontal distance axis grid lines are 200m furlongs.

Disclaimer.

HRNZ and NZMTC and Thoroughbred Ratings Pty Ltd accepts no responsibility for the completeness or accuracy of any of the information contained herein, and makes no representations about its suitability for any particular purpose. Users should make their own judgements about those matters and/or seek independent advice. You assume all risks associated with use of the data provided on this page.



Race Results



March 01, 2020, Race 8, , Distance 2600m, Addington - Survey 3200m

Result	TAB no.	Horse (Barrier)	2600 to 2400m	2400m to 2200m
4th	10	Lotamuscle (1)	2400m	2200m
		Position in running (margin)	-	8(10.3)
		Sectional time (s)	18.62	15.55
		Cumulative time (s)	200.26	181.64
		Speed (m/s)	10.74	12.86
		Stride length (m)	5.47	5.91
		Stride duration (s)	0.455	0.460
		Stride efficiency (%)	46.76	54.60
		Stride count	36.56	33.83

Disclaimer.

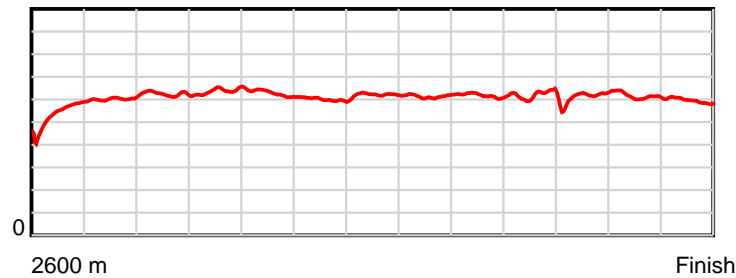
HRNZ and NZMTC and Thoroughbred Ratings Pty Ltd accepts no responsibility for the completeness or accuracy of any of the information contained herein, and makes no representations about its suitability for any particular purpose. Users should make their own judgements about those matters and/or seek independent advice. You assume all risks associated with use of the data provided on this page.

Race Results

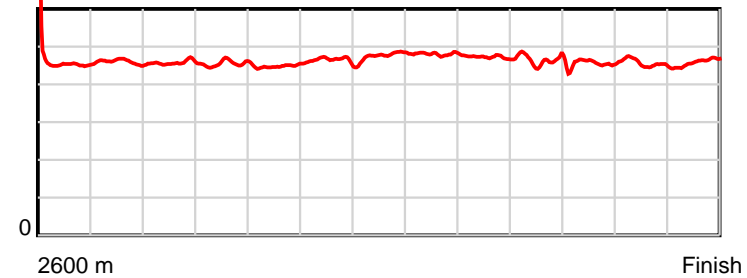
March 01, 2020, Race 8, , Distance 2600m, Addington - Survey 3200m

Result	TAB no.	Horse (Barrier)	2200m to	2000m to	1800m to	1600m to	1400m to	1200m to	1000m to	800m to	600m to	400m to	200m to	Total or	Margin
4th	10	Lotamuscle (1)	2000m	1800m	1600m	1400m	1200m	1000m	800m	600m	400m	200m	WP	Average	
		Position in running (margin)	8(12.7)	8(9.3)	8(10.4)	8(9.5)	8(8.1)	9(6.7)	10(6.7)	11(7.0)	10(8.2)	8(7.2)	6(5.4)		5.20
		Sectional time (s)	14.90	14.20	14.41	15.45	15.38	15.67	15.33	15.05	15.18	15.14	15.38		
		Cumulative time (s)	166.09	151.19	136.99	122.58	107.13	91.75	76.08	60.75	45.70	30.52	15.38	3:20.26	
		Speed (m/s)	13.42	14.08	13.88	12.94	13.00	12.76	13.05	13.29	13.18	13.21	13.00	12.98	
		Stride length (m)	6.14	6.41	6.22	6.00	6.21	6.13	6.15	6.16	5.99	6.01	5.98	6.05	
		Stride duration (s)	0.457	0.455	0.448	0.464	0.478	0.480	0.472	0.464	0.455	0.455	0.460	0.466	
		Stride efficiency (%)	58.83	64.24	60.39	56.33	60.30	58.66	59.18	59.29	56.08	56.51	55.96	57.25	
		Stride count	32.60	31.19	32.17	33.31	32.20	32.64	32.50	32.47	33.39	33.26	33.42	429.54	

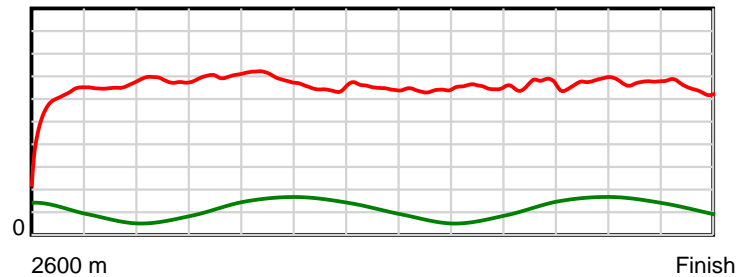
10 m Stride length



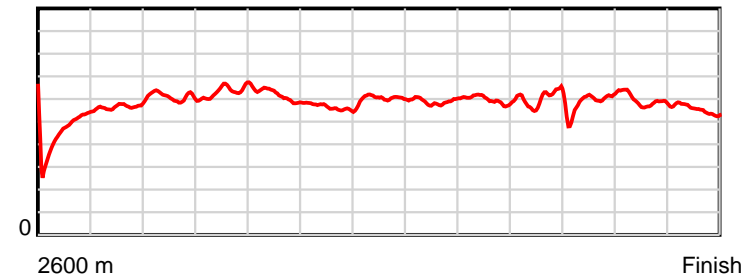
0.6 s Stride duration



20 m/sec Speed



100 % Stride efficiency



Note: Horizontal distance axis grid lines are 200m furlongs.

Disclaimer.

HRNZ and NZMTC and Thoroughbred Ratings Pty Ltd accepts no responsibility for the completeness or accuracy of any of the information contained herein, and makes no representations about its suitability for any particular purpose. Users should make their own judgements about those matters and/or seek independent advice. You assume all risks associated with use of the data provided on this page.



Race Results



March 01, 2020, Race 8, , Distance 2600m, Addington - Survey 3200m

Result	TAB no.	Horse (Barrier)	2600 to	2400m to
5th	2	Majestic Chevr... (4)	2400m	2200m
		Position in running (margin)	-	10(12.8)
		Sectional time (s)	18.82	15.48
		Cumulative time (s)	200.34	181.52
		Speed (m/s)	10.63	12.92
		Stride length (m)	5.20	6.03
		Stride duration (s)	0.475	0.467
		Stride efficiency (%)	42.23	56.82
		Stride count	38.47	33.17

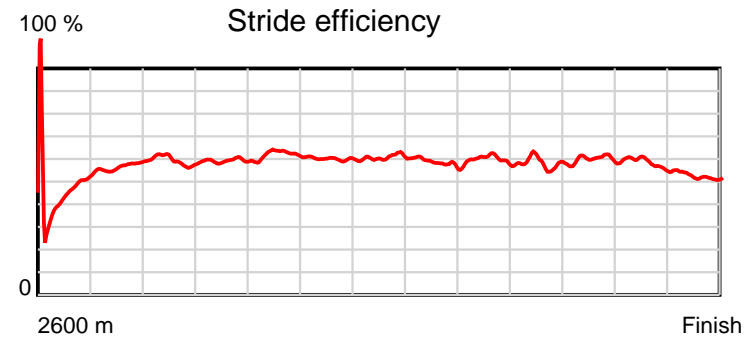
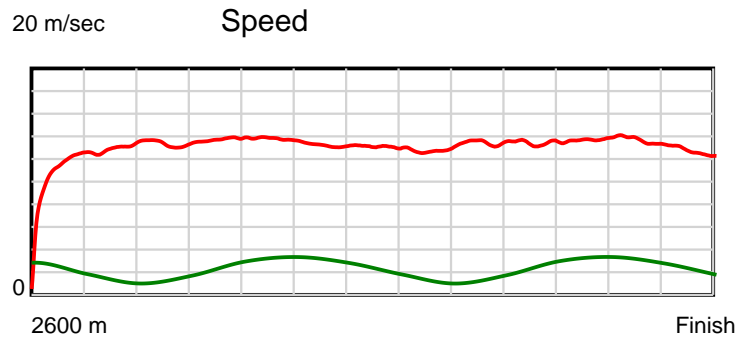
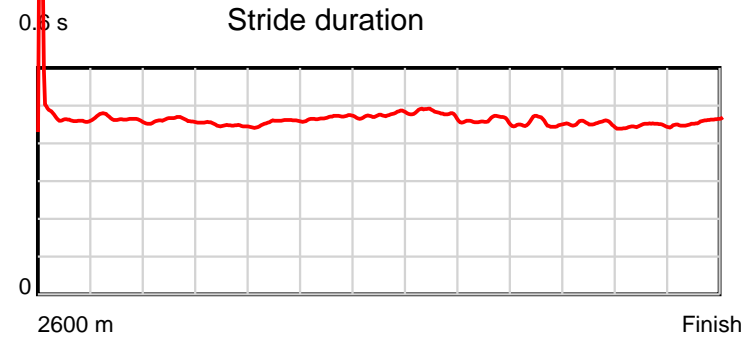
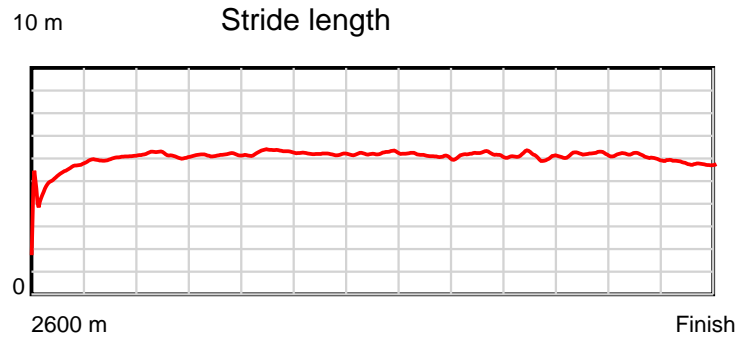
Disclaimer.

HRNZ and NZMTC and Thoroughbred Ratings Pty Ltd accepts no responsibility for the completeness or accuracy of any of the information contained herein, and makes no representations about its suitability for any particular purpose. Users should make their own judgements about those matters and/or seek independent advice. You assume all risks associated with use of the data provided on this page.

Race Results

March 01, 2020, Race 8, , Distance 2600m, Addington - Survey 3200m

Result	TAB no.	Horse (Barrier)	2200m to	2000m to	1800m to	1600m to	1400m to	1200m to	1000m to	800m to	600m to	400m to	200m to	Total or	Margin
5th	2	Majestic Chevr... (4)	2000m	1800m	1600m	1400m	1200m	1000m	800m	600m	400m	200m	WP	Average	
		Position in running (margin)	10(14.8)	10(12.1)	11(15.0)	11(14.7)	10(10.6)	11(8.8)	12(8.6)	12(8.3)	11(8.6)	7(6.9)	4(3.9)		5.60
		Sectional time (s)	15.02	14.50	14.52	14.98	15.31	15.64	15.23	14.89	15.08	14.93	15.94		
		Cumulative time (s)	166.04	151.02	136.52	122.00	107.02	91.71	76.07	60.84	45.95	30.87	15.94	3:20.34	
		Speed (m/s)	13.32	13.79	13.77	13.35	13.06	12.79	13.13	13.43	13.26	13.40	12.55	12.98	
		Stride length (m)	6.14	6.19	6.28	6.26	6.21	6.14	6.04	6.10	5.99	5.99	5.74	6.01	
		Stride duration (s)	0.461	0.449	0.456	0.469	0.475	0.480	0.460	0.454	0.452	0.447	0.458	0.463	
		Stride efficiency (%)	58.93	59.97	61.54	61.23	60.27	58.90	57.03	58.10	56.06	56.05	51.56	56.45	
		Stride count	32.57	32.28	31.87	31.95	32.20	32.58	33.11	32.80	33.39	33.39	34.82	432.60	



Note: Horizontal distance axis grid lines are 200m furlongs.

Disclaimer.

HRNZ and NZMTC and Thoroughbred Ratings Pty Ltd accepts no responsibility for the completeness or accuracy of any of the information contained herein, and makes no representations about its suitability for any particular purpose. Users should make their own judgements about those matters and/or seek independent advice. You assume all risks associated with use of the data provided on this page.



Race Results



March 01, 2020, Race 8, , Distance 2600m, Addington - Survey 3200m

Result	TAB no.	Horse (Barrier)	2600 to	2400m to
6th	14	Medusa (8)	2400m	2200m
		Position in running (margin)	-	11(15.6)
		Sectional time (s)	19.26	15.27
		Cumulative time (s)	201.49	182.23
		Speed (m/s)	10.39	13.10
		Stride length (m)	5.62	5.89
		Stride duration (s)	0.453	0.450
		Stride efficiency (%)	49.34	54.22
		Stride count	35.59	33.95

Disclaimer.

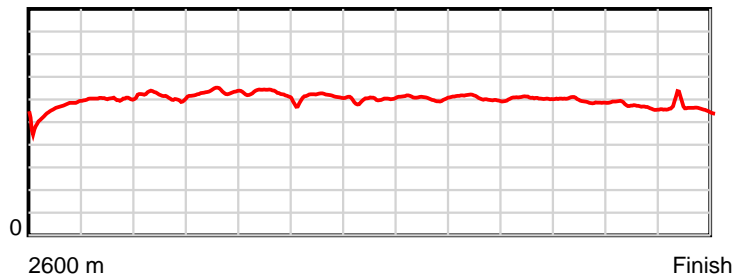
HRNZ and NZMTC and Thoroughbred Ratings Pty Ltd accepts no responsibility for the completeness or accuracy of any of the information contained herein, and makes no representations about its suitability for any particular purpose. Users should make their own judgements about those matters and/or seek independent advice. You assume all risks associated with use of the data provided on this page.

Race Results

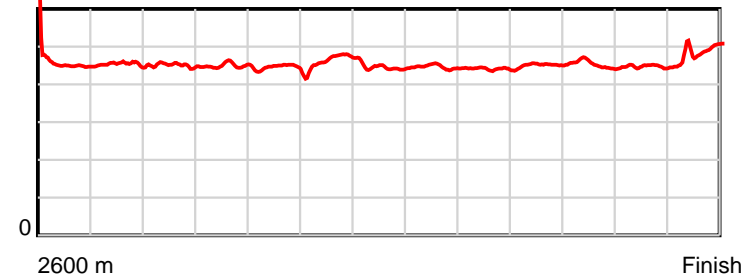
March 01, 2020, Race 8, , Distance 2600m, Addington - Survey 3200m

Result	TAB no.	Horse (Barrier)	2200m to	2000m to	1800m to	1600m to	1400m to	1200m to	1000m to	800m to	600m to	400m to	200m to	Total or	Margin
6th	14	Medusa (8)	2000m	1800m	1600m	1400m	1200m	1000m	800m	600m	400m	200m	WP	Average	
		Position in running (margin)	11(16.4)	11(12.9)	10(14.0)	10(13.4)	11(11.1)	7(5.9)	4(2.1)	1(0.0)	1(0.0)	2(0.1)	3(1.4)		11.80
		Sectional time (s)	14.89	14.21	14.44	15.30	14.75	15.04	14.92	14.85	15.37	15.65	17.54		
		Cumulative time (s)	166.96	152.07	137.86	123.42	108.12	93.37	78.33	63.41	48.56	33.19	17.54	3:21.49	
		Speed (m/s)	13.43	14.07	13.85	13.07	13.56	13.30	13.40	13.47	13.01	12.78	11.40	12.90	
		Stride length (m)	6.05	6.33	6.08	6.09	6.02	5.93	5.90	6.09	5.88	5.71	5.56	5.93	
		Stride duration (s)	0.451	0.450	0.439	0.466	0.444	0.446	0.440	0.452	0.452	0.447	0.488	0.459	
		Stride efficiency (%)	57.27	62.66	57.71	57.98	56.63	54.94	54.46	57.87	54.04	50.98	48.38	54.92	
		Stride count	33.04	31.58	32.91	32.84	33.22	33.73	33.88	32.86	34.01	35.01	35.94	438.56	

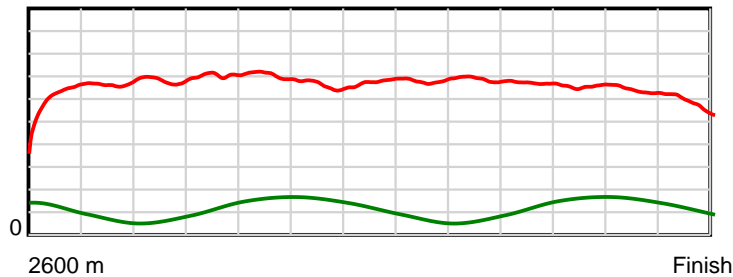
10 m Stride length



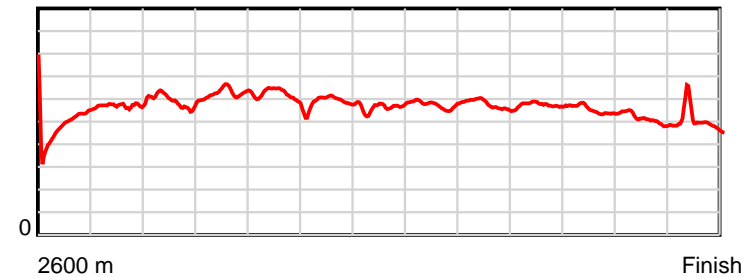
0.6 s Stride duration



20 m/sec Speed



100 % Stride efficiency



Note: Horizontal distance axis grid lines are 200m furlongs.

Disclaimer.

HRNZ and NZMTC and Thoroughbred Ratings Pty Ltd accepts no responsibility for the completeness or accuracy of any of the information contained herein, and makes no representations about its suitability for any particular purpose. Users should make their own judgements about those matters and/or seek independent advice. You assume all risks associated with use of the data provided on this page.



Race Results



March 01, 2020, Race 8, , Distance 2600m, Addington - Survey 3200m

Result	TAB no.	Horse (Barrier)	2600 to	2400m to
7th	12	Sundons Flyer (2)	2400m	2200m
		Position in running (margin)	-	9(12.8)
		Sectional time (s)	18.82	15.47
		Cumulative time (s)	202.05	183.23
		Speed (m/s)	10.63	12.93
		Stride length (m)	5.42	5.63
		Stride duration (s)	0.438	0.436
		Stride efficiency (%)	45.95	49.61
		Stride count	36.88	35.50

Disclaimer.

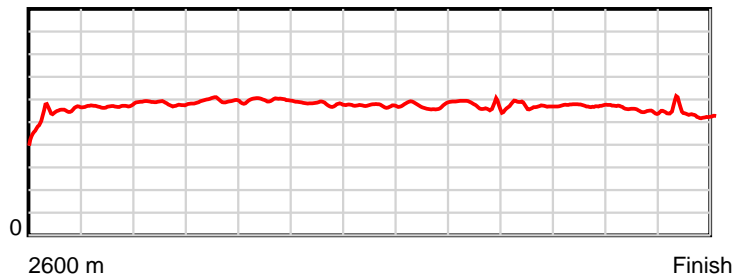
HRNZ and NZMTC and Thoroughbred Ratings Pty Ltd accepts no responsibility for the completeness or accuracy of any of the information contained herein, and makes no representations about its suitability for any particular purpose. Users should make their own judgements about those matters and/or seek independent advice. You assume all risks associated with use of the data provided on this page.

Race Results

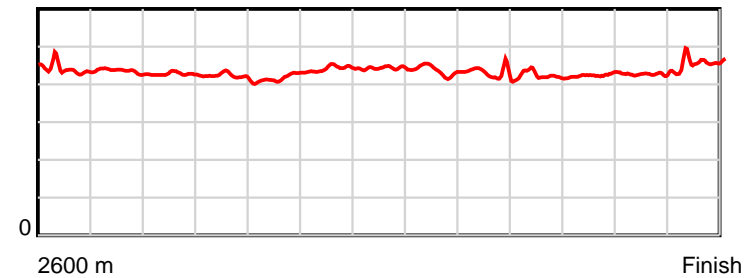
March 01, 2020, Race 8, , Distance 2600m, Addington - Survey 3200m

Result	TAB no.	Horse (Barrier)	2200m to	2000m to	1800m to	1600m to	1400m to	1200m to	1000m to	800m to	600m to	400m to	200m to	Total or	Margin
7th	12	Sundons Flyer (2)	2000m	1800m	1600m	1400m	1200m	1000m	800m	600m	400m	200m	WP	Average	
		Position in running (margin)	9(14.7)	9(10.9)	9(12.0)	9(10.3)	9(8.7)	10(8.5)	9(6.5)	10(6.6)	6(6.0)	5(5.3)	8(6.6)		14.90
		Sectional time (s)	14.83	14.21	14.26	15.42	15.57	15.35	15.29	14.75	15.25	15.65	17.18		
		Cumulative time (s)	167.76	152.93	138.72	124.46	109.04	93.47	78.12	62.83	48.08	32.83	17.18	3:22.05	
		Speed (m/s)	13.49	14.07	14.03	12.97	12.85	13.03	13.08	13.56	13.11	12.78	11.64	12.87	
		Stride length (m)	5.76	5.95	5.85	5.74	5.68	5.69	5.60	5.75	5.57	5.45	5.33	5.64	
		Stride duration (s)	0.427	0.423	0.417	0.442	0.443	0.437	0.428	0.424	0.424	0.427	0.457	0.438	
		Stride efficiency (%)	51.90	55.29	53.44	51.40	50.48	50.59	48.94	51.60	48.45	46.50	44.33	49.75	
		Stride count	34.70	33.62	34.20	34.87	35.19	35.15	35.74	34.80	35.92	36.66	37.55	460.78	

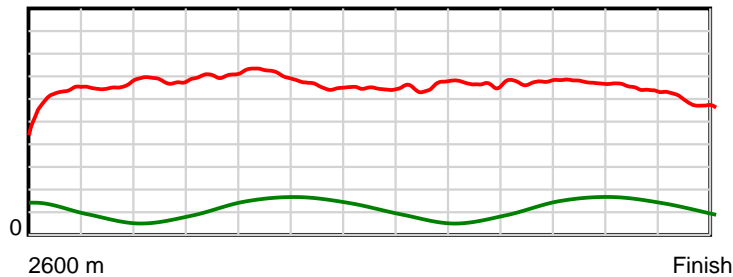
10 m Stride length



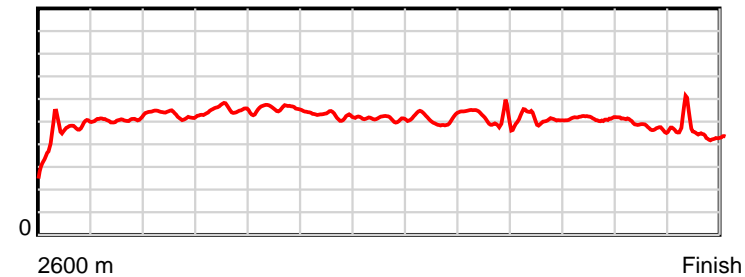
0.6 s Stride duration



20 m/sec Speed



100 % Stride efficiency



Note: Horizontal distance axis grid lines are 200m furlongs.

Disclaimer.

HRNZ and NZMTC and Thoroughbred Ratings Pty Ltd accepts no responsibility for the completeness or accuracy of any of the information contained herein, and makes no representations about its suitability for any particular purpose. Users should make their own judgements about those matters and/or seek independent advice. You assume all risks associated with use of the data provided on this page.



Race Results



March 01, 2020, Race 8, , Distance 2600m, Addington - Survey 3200m

Result	TAB no.	Horse (Barrier)	2600 to	2400m to
8th	7	Phoebe Onyx (12)	2400m	2200m
		Position in running (margin)	-	12(18.4)
		Sectional time (s)	19.85	15.10
		Cumulative time (s)	202.14	182.29
		Speed (m/s)	10.08	13.25
		Stride length (m)	4.63	5.94
		Stride duration (s)	0.456	0.448
		Stride efficiency (%)	33.47	55.05
		Stride count	43.22	33.70

Disclaimer.

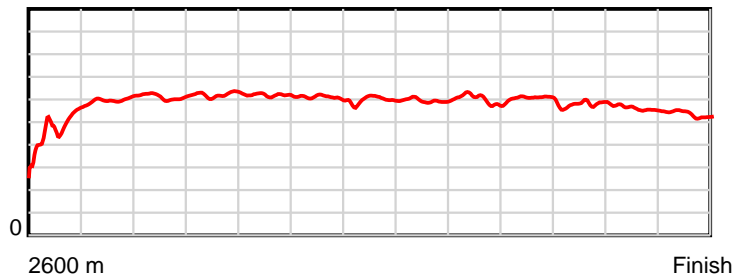
HRNZ and NZMTC and Thoroughbred Ratings Pty Ltd accepts no responsibility for the completeness or accuracy of any of the information contained herein, and makes no representations about its suitability for any particular purpose. Users should make their own judgements about those matters and/or seek independent advice. You assume all risks associated with use of the data provided on this page.

Race Results

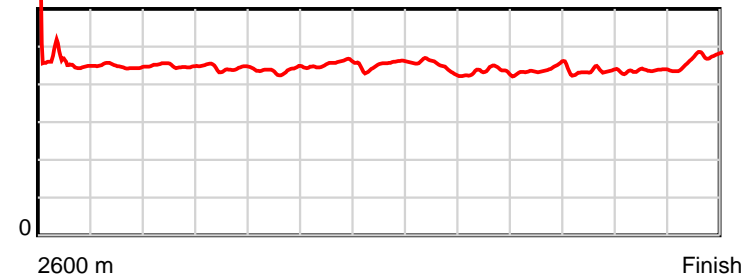
March 01, 2020, Race 8, , Distance 2600m, Addington - Survey 3200m

Result	TAB no.	Horse (Barrier)	2200m to	2000m to	1800m to	1600m to	1400m to	1200m to	1000m to	800m to	600m to	400m to	200m to	Total or	Margin
8th	7	Phoebe Onyx (12)	2000m	1800m	1600m	1400m	1200m	1000m	800m	600m	400m	200m	WP	Average	
		Position in running (margin)	12(18.2)	12(14.4)	12(16.9)	12(16.1)	12(12.6)	12(10.3)	11(8.1)	9(6.1)	4(4.5)	4(4.4)	5(4.9)		15.30
		Sectional time (s)	14.85	14.45	14.42	15.10	15.22	15.31	14.94	14.57	15.35	15.51	17.47		
		Cumulative time (s)	167.19	152.34	137.89	123.47	108.37	93.15	77.84	62.90	48.33	32.98	17.47	3:22.14	
		Speed (m/s)	13.47	13.84	13.87	13.25	13.14	13.06	13.39	13.73	13.03	12.89	11.45	12.86	
		Stride length (m)	6.05	6.15	6.07	6.03	5.94	5.85	5.81	6.05	5.65	5.63	5.38	5.75	
		Stride duration (s)	0.449	0.444	0.438	0.455	0.452	0.448	0.434	0.441	0.434	0.437	0.470	0.447	
		Stride efficiency (%)	57.19	59.05	57.54	56.75	55.14	53.48	52.74	57.25	49.88	49.57	45.25	51.69	
		Stride count	33.06	32.54	32.96	33.19	33.67	34.19	34.43	33.04	35.40	35.51	37.17	452.08	

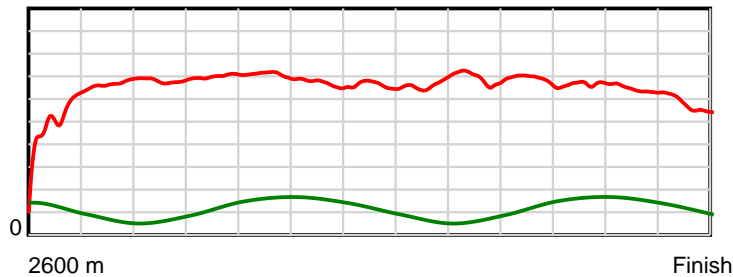
10 m Stride length



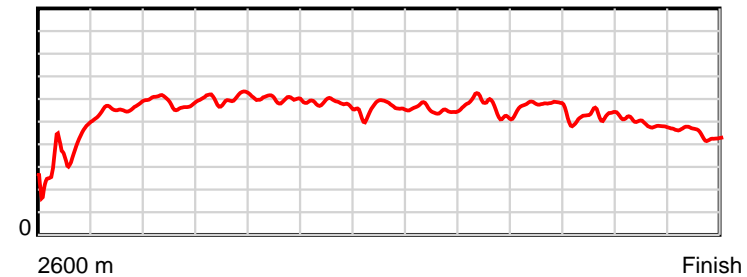
0.6 s Stride duration



20 m/sec Speed



100 % Stride efficiency



Note: Horizontal distance axis grid lines are 200m furlongs.

Disclaimer.

HRNZ and NZMTC and Thoroughbred Ratings Pty Ltd accepts no responsibility for the completeness or accuracy of any of the information contained herein, and makes no representations about its suitability for any particular purpose. Users should make their own judgements about those matters and/or seek independent advice. You assume all risks associated with use of the data provided on this page.



Race Results



March 01, 2020, Race 8, , Distance 2600m, Addington - Survey 3200m

Result	TAB no.	Horse (Barrier)	2600 to	2400m to
9th	11	Justamollyarch... (6)	2400m	2200m
		Position in running (margin)	-	5(6.6)
		Sectional time (s)	17.93	15.23
		Cumulative time (s)	202.20	184.27
		Speed (m/s)	11.16	13.13
		Stride length (m)	5.47	5.84
		Stride duration (s)	0.447	0.444
		Stride efficiency (%)	46.82	53.21
		Stride count	36.54	34.27

Disclaimer.

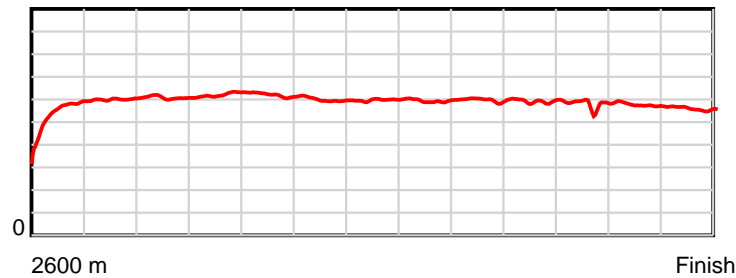
HRNZ and NZMTC and Thoroughbred Ratings Pty Ltd accepts no responsibility for the completeness or accuracy of any of the information contained herein, and makes no representations about its suitability for any particular purpose. Users should make their own judgements about those matters and/or seek independent advice. You assume all risks associated with use of the data provided on this page.

Race Results

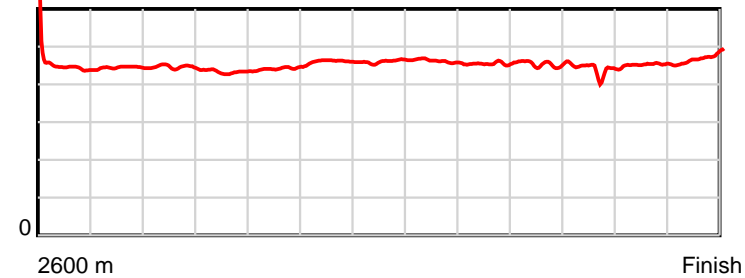
March 01, 2020, Race 8, , Distance 2600m, Addington - Survey 3200m

Result	TAB no.	Horse (Barrier)	2200m to	2000m to	1800m to	1600m to	1400m to	1200m to	1000m to	800m to	600m to	400m to	200m to	Total or	Margin
9th	11	Justamollyarch... (6)	2000m	1800m	1600m	1400m	1200m	1000m	800m	600m	400m	200m	WP	Average	
		Position in running (margin)	5(7.1)	4(4.5)	4(4.1)	4(3.1)	3(1.9)	3(1.3)	5(2.5)	7(4.3)	9(7.3)	6(6.8)	9(8.1)		15.70
		Sectional time (s)	15.03	13.96	14.38	15.48	15.50	15.89	15.58	15.34	15.27	15.65	16.96		
		Cumulative time (s)	169.04	154.01	140.05	125.67	110.19	94.69	78.80	63.22	47.88	32.61	16.96	3:22.20	
		Speed (m/s)	13.31	14.33	13.91	12.92	12.90	12.59	12.84	13.04	13.10	12.78	11.79	12.86	
		Stride length (m)	5.93	6.21	6.15	5.96	5.95	5.81	5.85	5.92	5.75	5.78	5.56	5.85	
		Stride duration (s)	0.446	0.434	0.442	0.461	0.461	0.461	0.455	0.454	0.439	0.452	0.472	0.455	
		Stride efficiency (%)	54.94	60.29	59.02	55.52	55.23	52.73	53.40	54.78	51.72	52.20	48.30	53.53	
		Stride count	33.73	32.20	32.54	33.55	33.64	34.43	34.21	33.78	34.76	34.61	35.97	444.23	

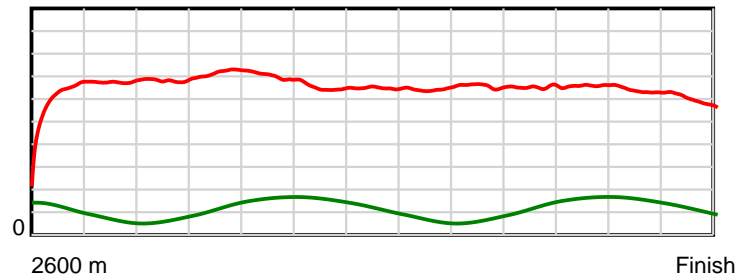
10 m Stride length



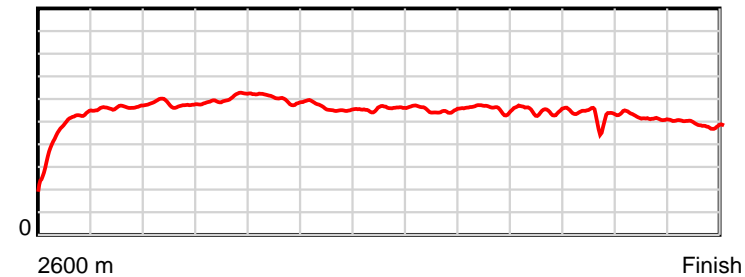
0.6 s Stride duration



20 m/sec Speed



100 % Stride efficiency



Note: Horizontal distance axis grid lines are 200m furlongs.

Disclaimer.

HRNZ and NZMTC and Thoroughbred Ratings Pty Ltd accepts no responsibility for the completeness or accuracy of any of the information contained herein, and makes no representations about its suitability for any particular purpose. Users should make their own judgements about those matters and/or seek independent advice. You assume all risks associated with use of the data provided on this page.



Race Results



March 01, 2020, Race 8, , Distance 2600m, Addington - Survey 3200m

Result	TAB no.	Horse (Barrier)	2600 to	2400m to
10th	4	Idle Moose (9)	2400m	2200m
		Position in running (margin)	-	3(3.5)
		Sectional time (s)	17.30	15.32
		Cumulative time (s)	202.57	185.27
		Speed (m/s)	11.56	13.05
		Stride length (m)	5.65	6.32
		Stride duration (s)	0.485	0.484
		Stride efficiency (%)	49.82	62.33
		Stride count	35.42	31.67

Disclaimer.

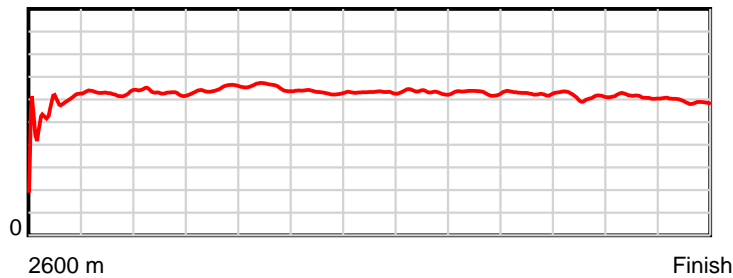
HRNZ and NZMTC and Thoroughbred Ratings Pty Ltd accepts no responsibility for the completeness or accuracy of any of the information contained herein, and makes no representations about its suitability for any particular purpose. Users should make their own judgements about those matters and/or seek independent advice. You assume all risks associated with use of the data provided on this page.

Race Results

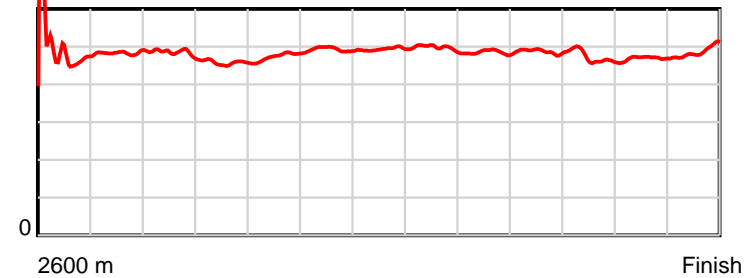
March 01, 2020, Race 8, , Distance 2600m, Addington - Survey 3200m

Result	TAB no.	Horse (Barrier)	2200m to	2000m to	1800m to	1600m to	1400m to	1200m to	1000m to	800m to	600m to	400m to	200m to	Total or	Margin
10th	4	Idle Moose (9)	2000m	1800m	1600m	1400m	1200m	1000m	800m	600m	400m	200m	WP	Average	
		Position in running (margin)	3(4.6)	5(4.6)	5(5.0)	5(5.0)	6(4.5)	6(4.5)	8(4.3)	8(5.0)	12(9.6)	11(12.0)	10(12.6)		17.70
		Sectional time (s)	15.46	14.09	14.55	15.60	15.61	15.63	15.40	15.61	15.76	15.52	16.72		
		Cumulative time (s)	169.95	154.49	140.40	125.85	110.25	94.64	79.01	63.61	48.00	32.24	16.72	3:22.57	
		Speed (m/s)	12.94	14.19	13.75	12.82	12.81	12.80	12.99	12.81	12.69	12.89	11.96	12.84	
		Stride length (m)	6.26	6.50	6.52	6.32	6.32	6.36	6.29	6.24	5.98	6.05	5.85	6.19	
		Stride duration (s)	0.484	0.458	0.474	0.493	0.494	0.497	0.485	0.487	0.471	0.469	0.489	0.483	
		Stride efficiency (%)	61.28	65.97	66.38	62.42	62.44	63.26	61.87	60.91	55.93	57.15	53.49	59.96	
		Stride count	31.94	30.78	30.69	31.64	31.64	31.43	31.79	32.04	33.43	33.07	34.18	419.72	

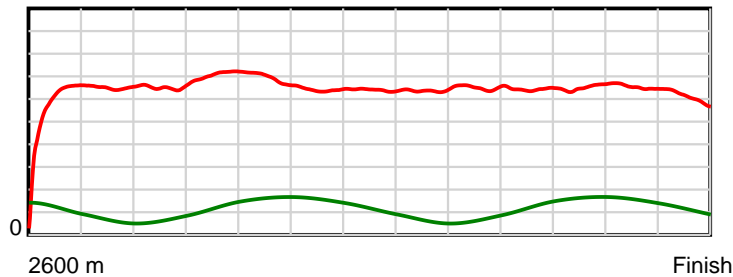
10 m Stride length



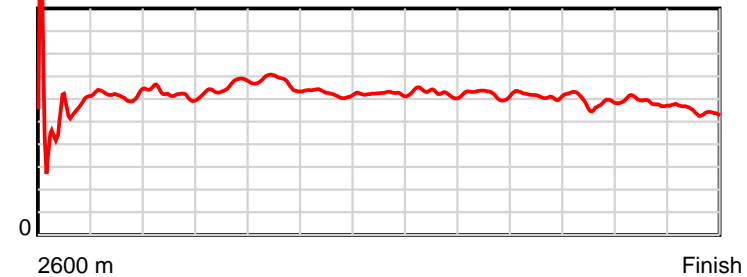
0.5 s Stride duration



20 m/sec Speed



100 % Stride efficiency



Note: Horizontal distance axis grid lines are 200m furlongs.

Disclaimer.

HRNZ and NZMTC and Thoroughbred Ratings Pty Ltd accepts no responsibility for the completeness or accuracy of any of the information contained herein, and makes no representations about its suitability for any particular purpose. Users should make their own judgements about those matters and/or seek independent advice. You assume all risks associated with use of the data provided on this page.



Race Results



March 01, 2020, Race 8, , Distance 2600m, Addington - Survey 3200m

Result	TAB no.	Horse (Barrier)	2600 to	2400m to
11th	5	Chief Of Staff (10)	2400m	2200m
		Position in running (margin)	-	4(5.6)
		Sectional time (s)	17.69	15.04
		Cumulative time (s)	204.73	187.04
		Speed (m/s)	11.31	13.30
		Stride length (m)	5.46	6.04
		Stride duration (s)	0.482	0.454
		Stride efficiency (%)	46.58	57.03
		Stride count	36.63	33.11

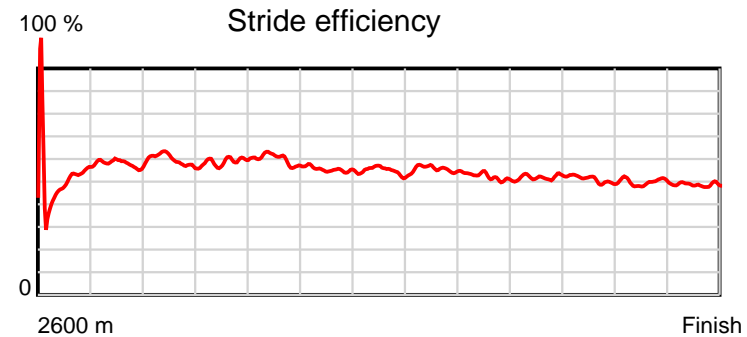
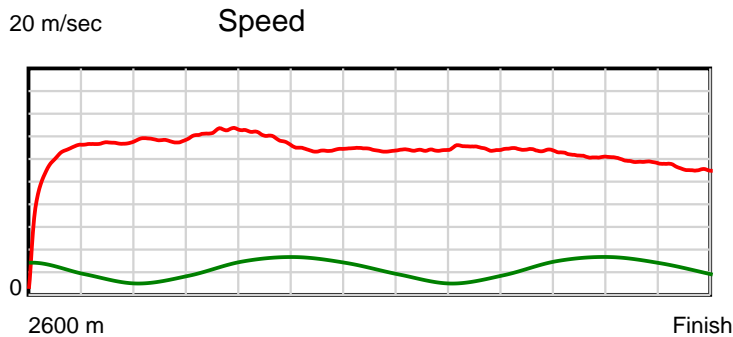
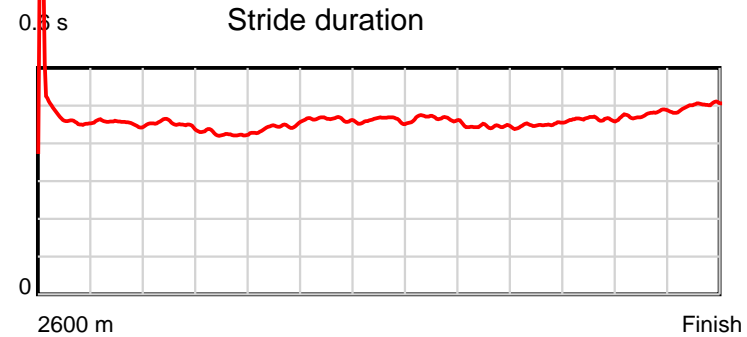
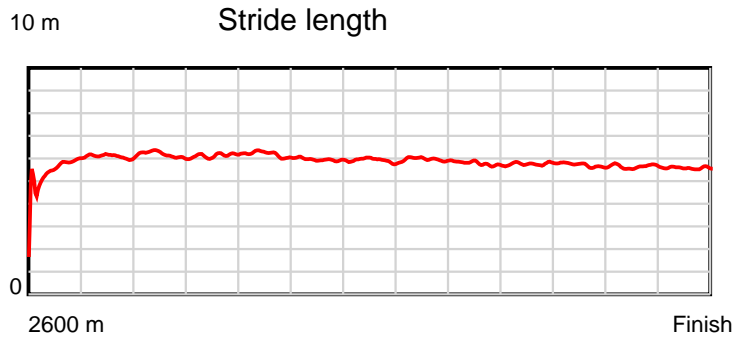
Disclaimer.

HRNZ and NZMTC and Thoroughbred Ratings Pty Ltd accepts no responsibility for the completeness or accuracy of any of the information contained herein, and makes no representations about its suitability for any particular purpose. Users should make their own judgements about those matters and/or seek independent advice. You assume all risks associated with use of the data provided on this page.

Race Results

March 01, 2020, Race 8, , Distance 2600m, Addington - Survey 3200m

Result	TAB no.	Horse (Barrier)	2200m to	2000m to	1800m to	1600m to	1400m to	1200m to	1000m to	800m to	600m to	400m to	200m to	Total or	Margin
11th	5	Chief Of Staff (10)	2000m	1800m	1600m	1400m	1200m	1000m	800m	600m	400m	200m	WP	Average	
		Position in running (margin)	4(4.9)	2(1.8)	2(0.5)	2(0.2)	2(0.5)	1(0.0)	1(0.0)	3(1.6)	5(5.2)	10(10.4)	11(19.0)		29.30
		Sectional time (s)	14.95	13.80	14.51	15.73	15.52	15.68	15.55	15.44	16.23	16.86	17.73		
		Cumulative time (s)	172.00	157.05	143.25	128.74	113.01	97.49	81.81	66.26	50.82	34.59	17.73	3:24.73	
		Speed (m/s)	13.38	14.49	13.78	12.71	12.89	12.76	12.86	12.95	12.32	11.86	11.28	12.70	
		Stride length (m)	6.03	6.16	6.13	5.89	5.95	5.94	5.72	5.84	5.72	5.67	5.65	5.85	
		Stride duration (s)	0.451	0.425	0.444	0.464	0.462	0.466	0.444	0.451	0.464	0.478	0.501	0.461	
		Stride efficiency (%)	56.75	59.36	58.66	54.28	55.31	55.19	51.04	53.21	51.16	50.27	49.93	53.56	
		Stride count	33.19	32.45	32.64	33.94	33.62	33.65	34.99	34.28	34.95	35.26	35.38	444.09	



Note: Horizontal distance axis grid lines are 200m furlongs.

Disclaimer.

HRNZ and NZMTC and Thoroughbred Ratings Pty Ltd accepts no responsibility for the completeness or accuracy of any of the information contained herein, and makes no representations about its suitability for any particular purpose. Users should make their own judgements about those matters and/or seek independent advice. You assume all risks associated with use of the data provided on this page.



Race Results



March 01, 2020, Race 8, , Distance 2600m, Addington - Survey 3200m

Result	TAB no.	Horse (Barrier)	2600 to	2400m to
12th	1	Far From True (3)	2400m	2200m
		Position in running (margin)	-	13(30.5)
		Sectional time (s)	21.80	14.95
		Cumulative time (s)	205.10	183.30
		Speed (m/s)	9.18	13.38
		Stride length (m)	4.25	6.17
		Stride duration (s)	0.448	0.461
		Stride efficiency (%)	28.19	59.48
		Stride count	47.09	32.42

Disclaimer.

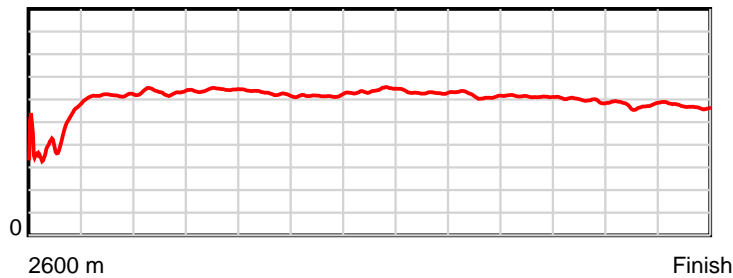
HRNZ and NZMTC and Thoroughbred Ratings Pty Ltd accepts no responsibility for the completeness or accuracy of any of the information contained herein, and makes no representations about its suitability for any particular purpose. Users should make their own judgements about those matters and/or seek independent advice. You assume all risks associated with use of the data provided on this page.

Race Results

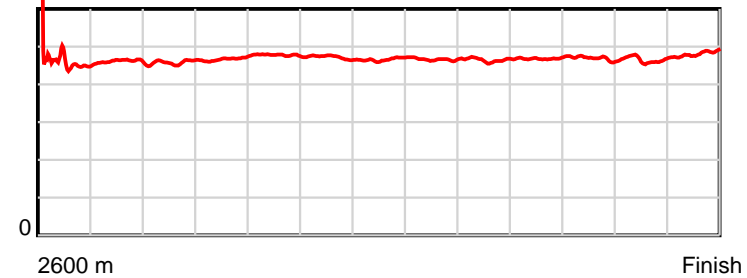
March 01, 2020, Race 8, , Distance 2600m, Addington - Survey 3200m

Result	TAB no.	Horse (Barrier)	2200m to	2000m to	1800m to	1600m to	1400m to	1200m to	1000m to	800m to	600m to	400m to	200m to	Total or	Margin
12th	1	Far From True (3)	2000m	1800m	1600m	1400m	1200m	1000m	800m	600m	400m	200m	WP	Average	
		Position in running (margin)	13(29.3)	13(23.9)	13(26.9)	13(31.4)	13(29.0)	13(23.1)	13(17.8)	13(16.6)	13(19.2)	13(20.9)	12(26.3)		31.30
		Sectional time (s)	14.56	14.52	15.31	15.29	14.61	14.80	15.08	15.27	15.65	16.33	16.93		
		Cumulative time (s)	168.35	153.79	139.27	123.96	108.67	94.06	79.26	64.18	48.91	33.26	16.93	3:25.10	
		Speed (m/s)	13.74	13.77	13.06	13.08	13.69	13.51	13.26	13.10	12.78	12.25	11.81	12.68	
		Stride length (m)	6.29	6.43	6.24	6.17	6.38	6.30	6.15	6.14	5.99	5.70	5.69	5.93	
		Stride duration (s)	0.458	0.467	0.477	0.472	0.466	0.466	0.464	0.469	0.469	0.466	0.482	0.468	
		Stride efficiency (%)	61.86	64.66	60.83	59.54	63.58	62.08	59.19	58.86	56.11	50.85	50.65	54.92	
		Stride count	31.79	31.09	32.06	32.40	31.35	31.73	32.50	32.59	33.38	35.06	35.13	438.59	

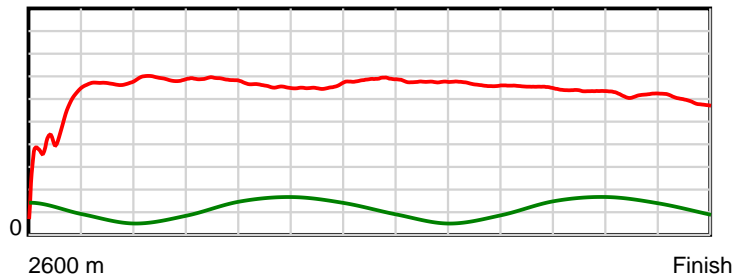
10 m Stride length



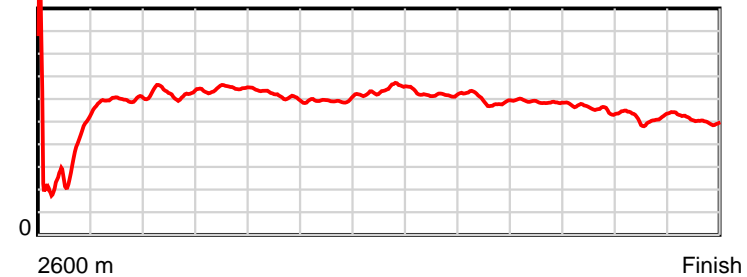
0.6 s Stride duration



20 m/sec Speed



100 % Stride efficiency



Note: Horizontal distance axis grid lines are 200m furlongs.

Disclaimer.

HRNZ and NZMTC and Thoroughbred Ratings Pty Ltd accepts no responsibility for the completeness or accuracy of any of the information contained herein, and makes no representations about its suitability for any particular purpose. Users should make their own judgements about those matters and/or seek independent advice. You assume all risks associated with use of the data provided on this page.



Race Results



March 01, 2020, Race 8, , Distance 2600m, Addington - Survey 3200m

Result	TAB no.	Horse (Barrier)	2600 to	2400m to
13th	8	Full Of Hope (13)	2400m	2200m
		Position in running (margin)	-	1(0.0)
		Sectional time (s)	16.74	15.14
		Cumulative time (s)	208.71	191.97
		Speed (m/s)	11.95	13.21
		Stride length (m)	9.35	6.25
		Stride duration (s)	0.784	0.473
		Stride efficiency (%)	136.52	61.09
		Stride count	21.40	31.99

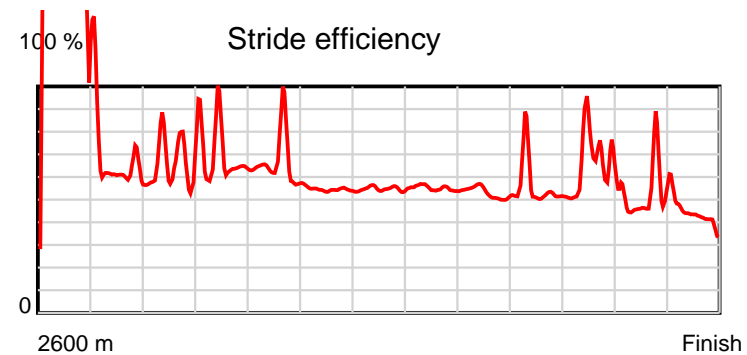
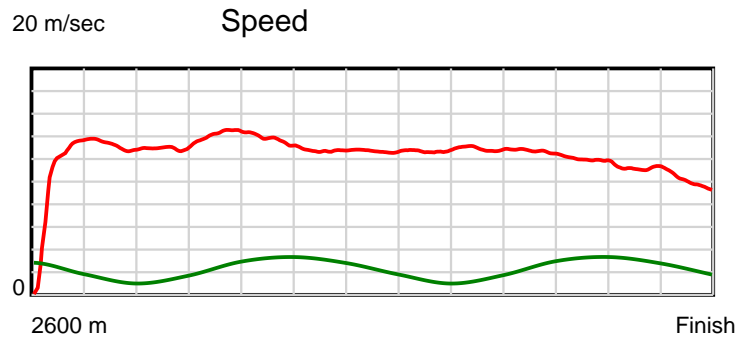
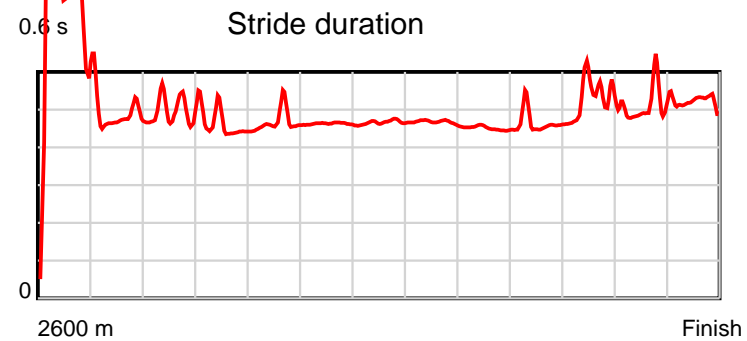
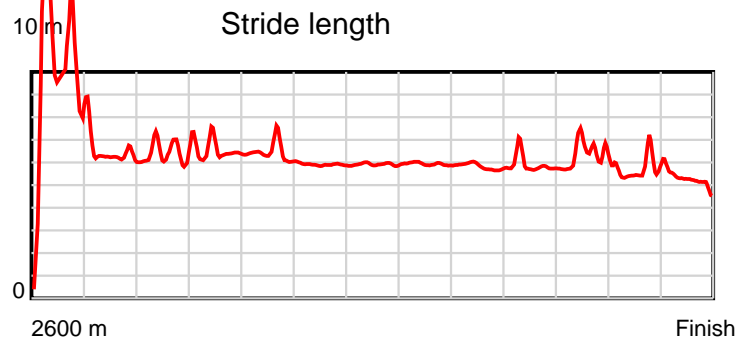
Disclaimer.

HRNZ and NZMTC and Thoroughbred Ratings Pty Ltd accepts no responsibility for the completeness or accuracy of any of the information contained herein, and makes no representations about its suitability for any particular purpose. Users should make their own judgements about those matters and/or seek independent advice. You assume all risks associated with use of the data provided on this page.

Race Results

March 01, 2020, Race 8, , Distance 2600m, Addington - Survey 3200m

Result	TAB no.	Horse (Barrier)	2200m to	2000m to	1800m to	1600m to	1400m to	1200m to	1000m to	800m to	600m to	400m to	200m to	Total or	Margin
13th	8	Full Of Hope (13)	2000m	1800m	1600m	1400m	1200m	1000m	800m	600m	400m	200m	WP	Average	
		Position in running (margin)	1(0.0)	1(0.0)	1(0.0)	1(0.0)	1(0.0)	2(0.7)	2(0.1)	2(1.3)	7(6.2)	12(15.0)	13(29.0)		50.90
		Sectional time (s)	15.47	14.03	14.55	15.68	15.73	15.58	15.47	15.66	16.83	17.77	20.06		
		Cumulative time (s)	176.83	161.36	147.33	132.78	117.10	101.37	85.79	70.32	54.66	37.83	20.06	3:28.71	
		Speed (m/s)	12.93	14.26	13.75	12.76	12.71	12.84	12.93	12.77	11.88	11.25	9.97	12.46	
		Stride length (m)	6.36	6.39	6.36	5.90	5.93	6.00	5.83	5.86	6.12	5.73	5.15	6.14	
		Stride duration (s)	0.492	0.448	0.463	0.462	0.466	0.467	0.451	0.459	0.515	0.509	0.516	0.493	
		Stride efficiency (%)	63.27	63.81	63.22	54.37	54.94	56.18	53.03	53.63	58.46	51.27	41.42	58.90	
		Stride count	31.43	31.30	31.44	33.91	33.73	33.36	34.33	34.14	32.70	34.92	38.84	423.49	



Note: Horizontal distance axis grid lines are 200m furlongs.

Disclaimer.

HRNZ and NZMTC and Thoroughbred Ratings Pty Ltd accepts no responsibility for the completeness or accuracy of any of the information contained herein, and makes no representations about its suitability for any particular purpose. Users should make their own judgements about those matters and/or seek independent advice. You assume all risks associated with use of the data provided on this page.



Race Results



March 01, 2020, Race 8, , Distance 2600m, Addington - Survey 3200m

Result	TAB no.	Horse (Barrier)	2600 to	2400m to
14th	9	Missie Castlet... (14)	2400m	2200m
		Position in running (margin)	-	14(51.5)
		Sectional time (s)	25.27	15.48
		Cumulative time (s)	214.07	188.80
		Speed (m/s)	7.92	12.92
		Stride length (m)	3.69	5.69
		Stride duration (s)	0.463	0.441
		Stride efficiency (%)	21.31	50.60
		Stride count	54.16	35.15

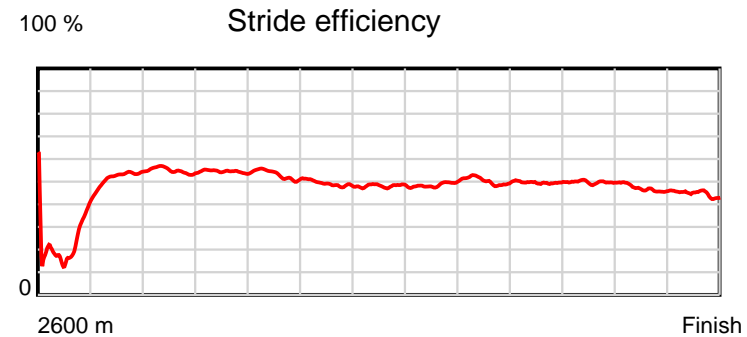
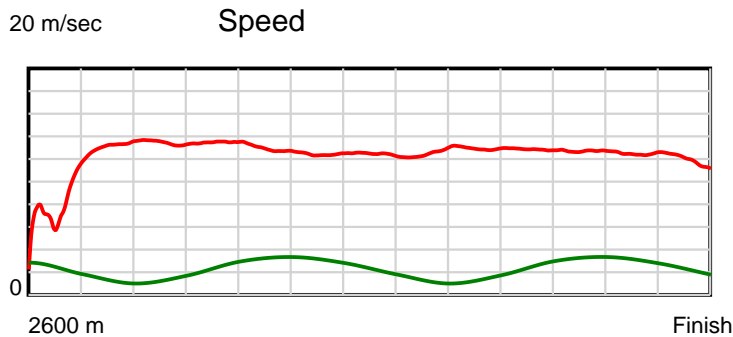
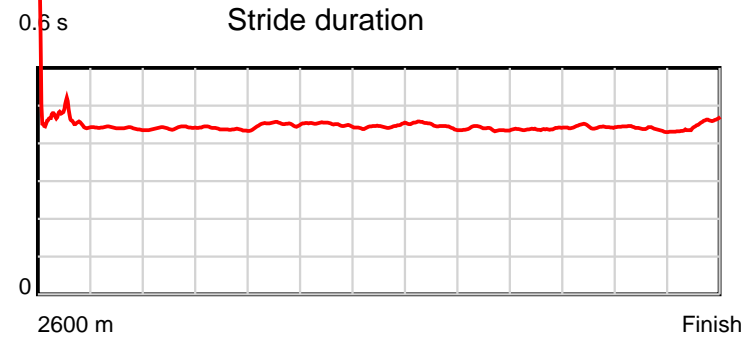
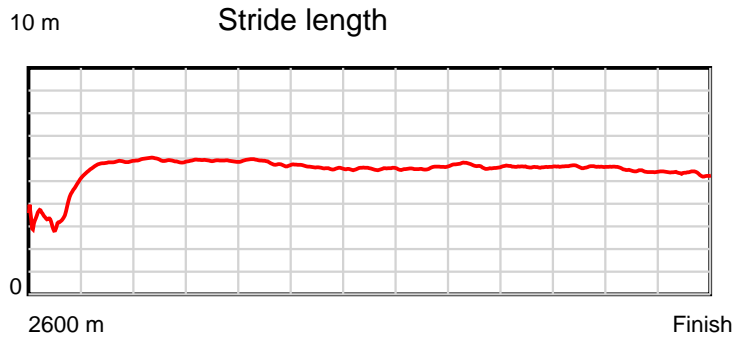
Disclaimer.

HRNZ and NZMTC and Thoroughbred Ratings Pty Ltd accepts no responsibility for the completeness or accuracy of any of the information contained herein, and makes no representations about its suitability for any particular purpose. Users should make their own judgements about those matters and/or seek independent advice. You assume all risks associated with use of the data provided on this page.

Race Results

March 01, 2020, Race 8, , Distance 2600m, Addington - Survey 3200m

Result	TAB no.	Horse (Barrier)	2200m to	2000m to	1800m to	1600m to	1400m to	1200m to	1000m to	800m to	600m to	400m to	200m to	Total or	Margin
14th	9	Missie Castlet... (14)	2000m	1800m	1600m	1400m	1200m	1000m	800m	600m	400m	200m	WP	Average	
		Position in running (margin)	14(53.5)	14(50.7)	14(56.1)	14(62.4)	14(64.9)	14(67.5)	14(69.4)	14(70.8)	14(74.7)	14(77.4)	14(80.6)		79.80
		Sectional time (s)	15.00	14.94	15.60	16.09	16.05	15.99	15.50	15.51	15.81	15.97	16.86		
		Cumulative time (s)	173.32	158.32	143.38	127.78	111.69	95.64	79.65	64.15	48.64	32.83	16.86	3:34.07	
		Speed (m/s)	13.33	13.39	12.82	12.43	12.46	12.51	12.90	12.89	12.65	12.52	11.86	12.15	
		Stride length (m)	5.88	5.87	5.78	5.60	5.55	5.60	5.65	5.65	5.61	5.49	5.34	5.42	
		Stride duration (s)	0.441	0.438	0.451	0.451	0.445	0.447	0.438	0.438	0.444	0.439	0.450	0.446	
		Stride efficiency (%)	53.95	53.79	52.19	48.99	48.08	48.96	49.88	49.92	49.25	47.15	44.53	45.88	
		Stride count	34.04	34.09	34.61	35.72	36.06	35.73	35.40	35.39	35.63	36.41	37.47	479.86	



Note: Horizontal distance axis grid lines are 200m furlongs.

Disclaimer.

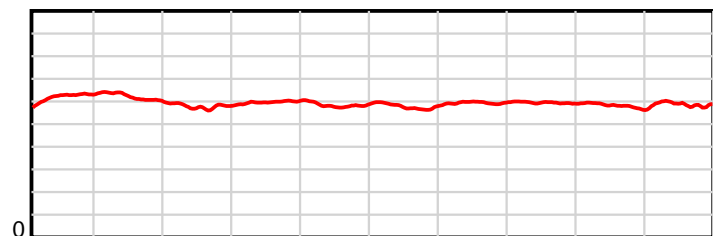
HRNZ and NZMTC and Thoroughbred Ratings Pty Ltd accepts no responsibility for the completeness or accuracy of any of the information contained herein, and makes no representations about its suitability for any particular purpose. Users should make their own judgements about those matters and/or seek independent advice. You assume all risks associated with use of the data provided on this page.

Race Results

March 01, 2020, Race 9, CHEVIOT LICENCING TRUST MOBILE PACE, Distance 1980m, Addington - Survey 1980m

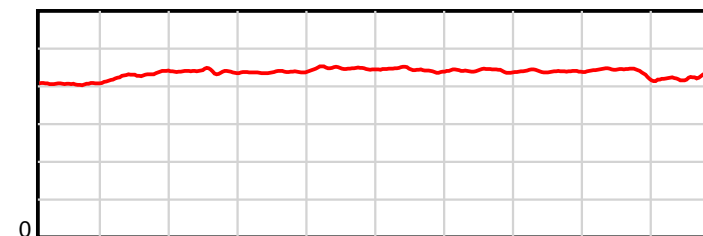
Result	TAB no.	Horse (Barrier)	1980 to	1800m to	1600m to	1400m to	1200m to	1000m to	800m to	600m to	400m to	200m to	Total or	Margin
1st	10	Soundlikeart (10)	1800m	1600m	1400m	1200m	1000m	800m	600m	400m	200m	WP	Average	
		Position in running (margin)	-	10(4.3)	5(3.3)	6(3.7)	5(3.0)	5(4.2)	5(3.5)	7(3.9)	7(4.6)	9(5.6)		0.00
		Sectional time (s)	12.22	13.89	15.09	14.43	15.33	15.15	14.91	14.67	14.95	14.41		
		Cumulative time (s)	145.05	132.83	118.94	103.85	89.42	74.09	58.94	44.03	29.36	14.41	2:25.05	
		Speed (m/s)	14.73	14.40	13.25	13.86	13.05	13.20	13.41	13.63	13.38	13.88	13.65	
		Stride length (m)	6.27	6.20	5.82	6.06	5.83	5.85	5.92	5.99	5.88	5.88	5.96	
		Stride duration (s)	0.407	0.430	0.439	0.437	0.447	0.443	0.441	0.439	0.439	0.424	0.437	
		Stride efficiency (%)	61.45	60.00	52.87	57.44	53.19	53.51	54.76	56.10	54.02	54.05	55.58	
		Stride count	28.70	32.28	34.38	32.99	34.28	34.18	33.79	33.38	34.02	34.01	332.01	

10 m Stride length



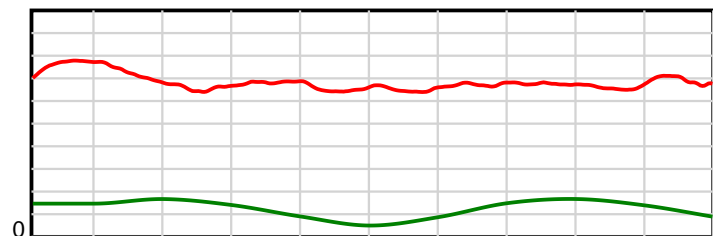
1980 m Finish

0.6 s Stride duration



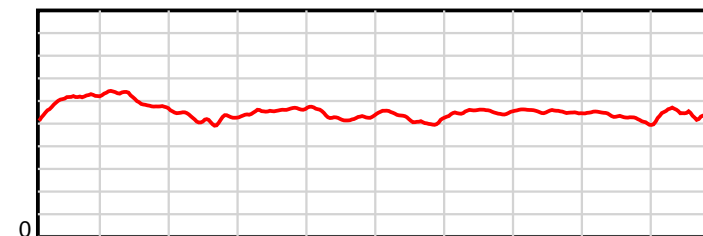
1980 m Finish

20 m/sec Speed



1980 m Finish

100 % Stride efficiency



1980 m Finish

Note: Horizontal distance axis grid lines are 200m furlongs.

Disclaimer.

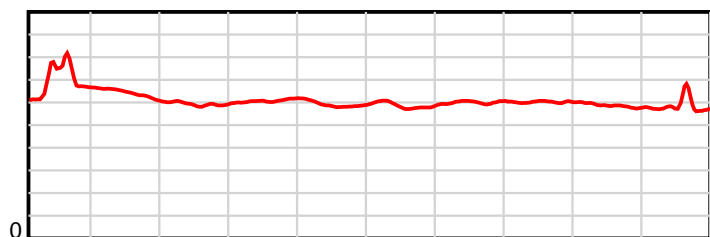
HRNZ and NZMTC and Thoroughbred Ratings Pty Ltd accepts no responsibility for the completeness or accuracy of any of the information contained herein, and makes no representations about its suitability for any particular purpose. Users should make their own judgements about those matters and/or seek independent advice. You assume all risks associated with use of the data provided on this page.

Race Results

March 01, 2020, Race 9, CHEVIOT LICENCING TRUST MOBILE PACE, Distance 1980m, Addington - Survey 1980m

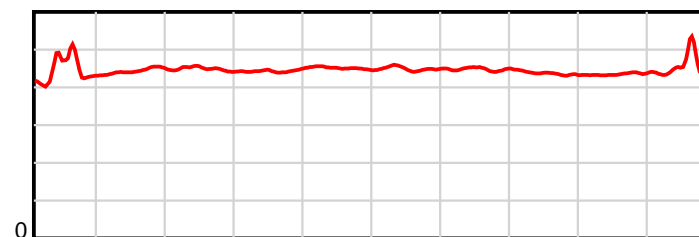
Result	TAB no.	Horse (Barrier)	1980 to	1800m to	1600m to	1400m to	1200m to	1000m to	800m to	600m to	400m to	200m to	Total or	Margin
2nd	4	Woman In Gold (4)	1800m	1600m	1400m	1200m	1000m	800m	600m	400m	200m	WP	Average	
		Position in running (margin)	-	1(0.0)	1(0.0)	1(0.0)	2(0.3)	1(0.0)	1(0.0)	1(0.0)	1(0.0)	1(0.0)		0.40
		Sectional time (s)	11.43	14.06	15.02	14.59	15.09	15.27	14.84	14.56	14.79	15.47		
		Cumulative time (s)	145.12	133.69	119.63	104.61	90.02	74.93	59.66	44.82	30.26	15.47	2:25.12	
		Speed (m/s)	15.75	14.22	13.32	13.71	13.25	13.10	13.48	13.74	13.52	12.93	13.64	
		Stride length (m)	6.83	6.32	5.97	6.08	5.98	5.89	6.03	6.01	5.89	5.84	6.07	
		Stride duration (s)	0.436	0.444	0.449	0.444	0.451	0.450	0.448	0.437	0.435	0.452	0.445	
		Stride efficiency (%)	72.98	62.45	55.74	57.81	55.81	54.24	56.91	56.37	54.16	53.34	57.50	
		Stride count	26.34	31.64	33.49	32.88	33.47	33.95	33.14	33.30	33.97	34.23	326.41	

10 m Stride length



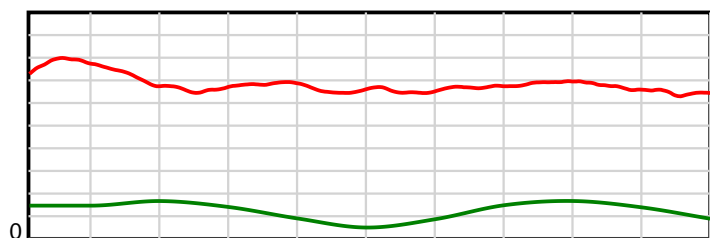
1980 m Finish

0.6 s Stride duration



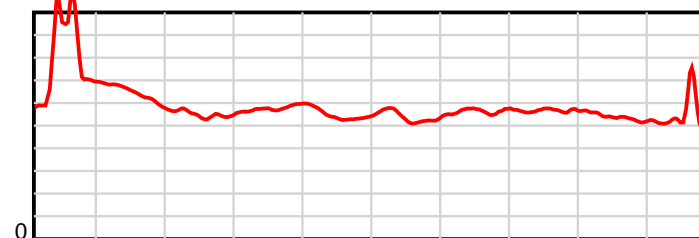
1980 m Finish

20 m/sec Speed



1980 m Finish

100 % Stride efficiency



1980 m Finish

Note: Horizontal distance axis grid lines are 200m furlongs.

Disclaimer.

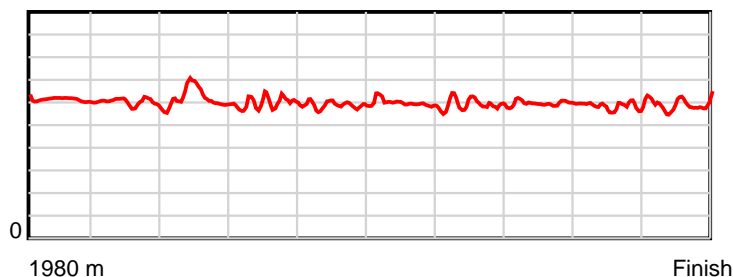
HRNZ and NZMTC and Thoroughbred Ratings Pty Ltd accepts no responsibility for the completeness or accuracy of any of the information contained herein, and makes no representations about its suitability for any particular purpose. Users should make their own judgements about those matters and/or seek independent advice. You assume all risks associated with use of the data provided on this page.

Race Results

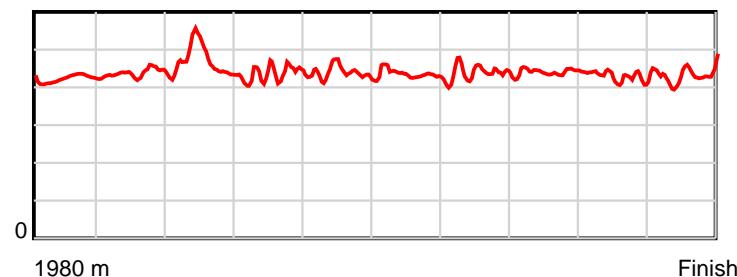
March 01, 2020, Race 9, CHEVIOT LICENCING TRUST MOBILE PACE, Distance 1980m, Addington - Survey 1980m

Result	TAB no.	Horse (Barrier)	1980 to	1800m to	1600m to	1400m to	1200m to	1000m to	800m to	600m to	400m to	200m to	Total or	Margin
3rd	8	Anamajor (8)	1800m	1600m	1400m	1200m	1000m	800m	600m	400m	200m	WP	Average	
		Position in running (margin)	-	11(5.5)	11(9.5)	11(10.3)	11(10.3)	11(10.4)	8(6.4)	10(5.8)	10(6.7)	8(5.2)		2.00
		Sectional time (s)	12.48	14.73	15.15	14.53	15.17	14.61	14.74	14.71	14.54	14.75		
		Cumulative time (s)	145.41	132.93	118.20	103.05	88.52	73.35	58.74	44.00	29.29	14.75	2:25.41	
		Speed (m/s)	14.43	13.58	13.20	13.76	13.18	13.69	13.57	13.60	13.76	13.56	13.62	
		Stride length (m)	6.15	5.87	5.81	5.75	5.56	5.82	5.77	5.98	5.76	5.68	5.81	
		Stride duration (s)	0.423	0.433	0.440	0.418	0.422	0.425	0.425	0.440	0.419	0.419	0.427	
		Stride efficiency (%)	59.03	53.90	52.68	51.71	48.30	53.01	52.01	55.90	51.93	50.42	52.72	
		Stride count	29.29	34.05	34.45	34.77	35.97	34.34	34.67	33.44	34.69	35.21	340.88	

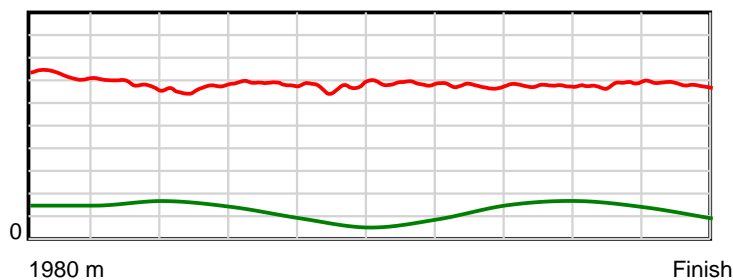
10 m Stride length



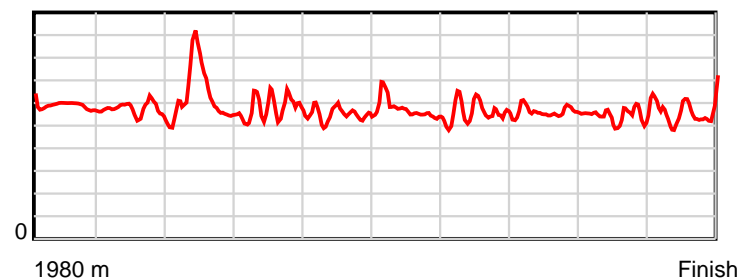
0.6 s Stride duration



20 m/sec Speed



100 % Stride efficiency



Note: Horizontal distance axis grid lines are 200m furlongs.

Disclaimer.

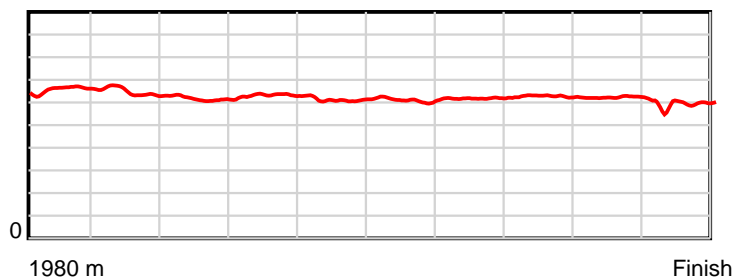
HRNZ and NZMTC and Thoroughbred Ratings Pty Ltd accepts no responsibility for the completeness or accuracy of any of the information contained herein, and makes no representations about its suitability for any particular purpose. Users should make their own judgements about those matters and/or seek independent advice. You assume all risks associated with use of the data provided on this page.

Race Results

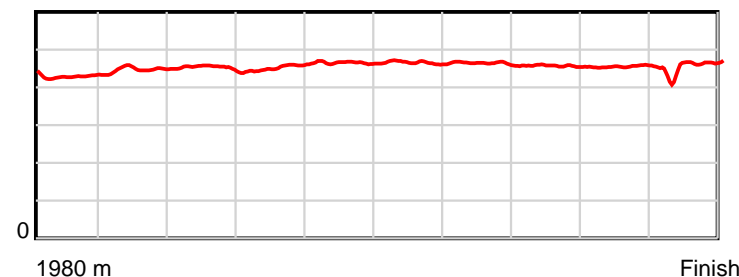
March 01, 2020, Race 9, CHEVIOT LICENCING TRUST MOBILE PACE, Distance 1980m, Addington - Survey 1980m

Result	TAB no.	Horse (Barrier)	1980 to	1800m to	1600m to	1400m to	1200m to	1000m to	800m to	600m to	400m to	200m to	Total or	Margin
4th	6	Miss Daytona (6)	1800m	1600m	1400m	1200m	1000m	800m	600m	400m	200m	WP	Average	
		Position in running (margin)	-	3(1.1)	4(2.8)	3(1.7)	1(0.0)	2(0.4)	2(1.2)	2(1.6)	3(2.6)	4(2.0)		2.10
		Sectional time (s)	11.68	14.35	14.84	14.26	15.20	15.40	14.90	14.72	14.70	15.38		
		Cumulative time (s)	145.43	133.75	119.40	104.56	90.30	75.10	59.70	44.80	30.08	15.38	2:25.43	
		Speed (m/s)	15.42	13.94	13.48	14.03	13.16	12.99	13.42	13.59	13.61	13.00	13.62	
		Stride length (m)	6.60	6.24	6.09	6.35	6.12	6.04	6.22	6.21	6.18	5.92	6.19	
		Stride duration (s)	0.428	0.448	0.452	0.453	0.465	0.465	0.464	0.457	0.454	0.456	0.455	
		Stride efficiency (%)	68.02	60.82	58.01	63.00	58.55	57.05	60.52	60.19	59.68	54.83	59.86	
		Stride count	27.28	32.06	32.82	31.50	32.67	33.10	32.14	32.22	32.36	33.76	319.91	

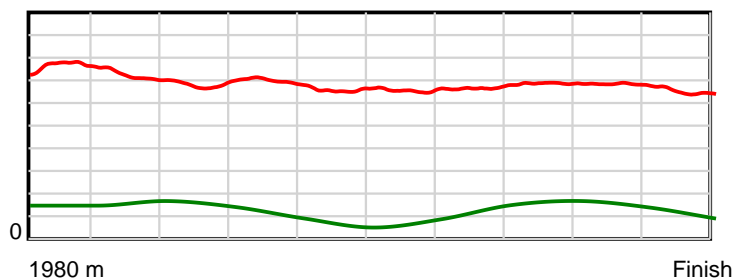
10 m Stride length



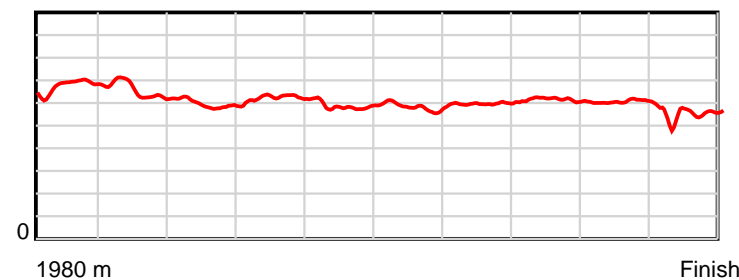
0.6 s Stride duration



20 m/sec Speed



100 % Stride efficiency



Note: Horizontal distance axis grid lines are 200m furlongs.

Disclaimer.

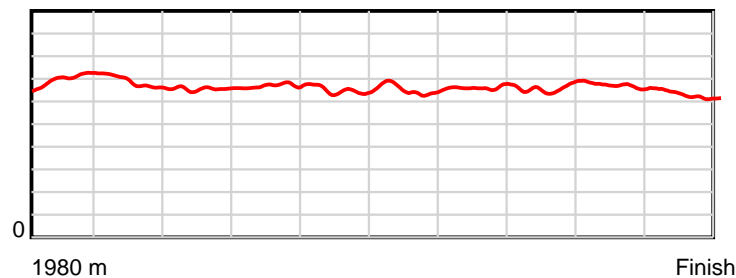
HRNZ and NZMTC and Thoroughbred Ratings Pty Ltd accepts no responsibility for the completeness or accuracy of any of the information contained herein, and makes no representations about its suitability for any particular purpose. Users should make their own judgements about those matters and/or seek independent advice. You assume all risks associated with use of the data provided on this page.

Race Results

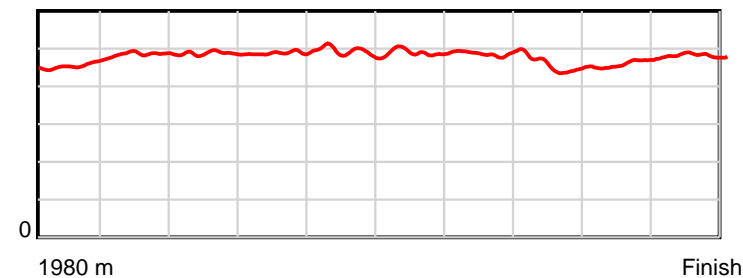
March 01, 2020, Race 9, CHEVIOT LICENCING TRUST MOBILE PACE, Distance 1980m, Addington - Survey 1980m

Result	TAB no.	Horse (Barrier)	1980 to	1800m to	1600m to	1400m to	1200m to	1000m to	800m to	600m to	400m to	200m to	Total or	Margin
5th	11	Melody's Misch... (11)	1800m	1600m	1400m	1200m	1000m	800m	600m	400m	200m	WP	Average	
		Position in running (margin)	-	8(3.3)	9(5.5)	8(5.7)	9(6.2)	9(7.0)	9(6.8)	11(6.3)	8(4.7)	3(1.8)		2.40
		Sectional time (s)	12.14	14.43	15.05	14.62	15.28	15.24	14.75	14.29	14.30	15.39		
		Cumulative time (s)	145.49	133.35	118.92	103.87	89.25	73.97	58.73	43.98	29.69	15.39	2:25.49	
		Speed (m/s)	14.83	13.86	13.29	13.68	13.09	13.12	13.56	14.00	13.99	13.00	13.61	
		Stride length (m)	7.06	6.74	6.47	6.68	6.44	6.43	6.62	6.37	6.45	6.27	6.54	
		Stride duration (s)	0.455	0.486	0.487	0.488	0.492	0.490	0.488	0.455	0.461	0.482	0.481	
		Stride efficiency (%)	77.78	70.91	65.50	69.73	64.83	64.68	68.39	63.39	65.01	61.36	66.85	
		Stride count	25.51	29.69	30.89	29.94	31.05	31.09	30.23	31.40	31.01	31.92	302.73	

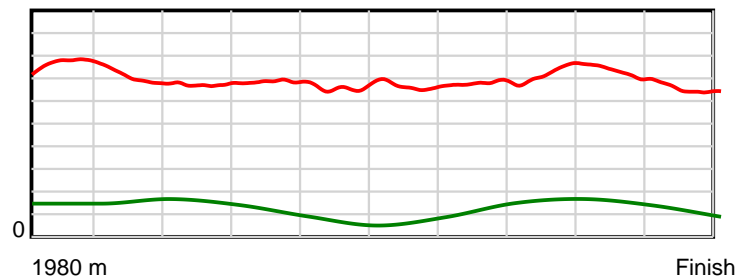
10 m Stride length



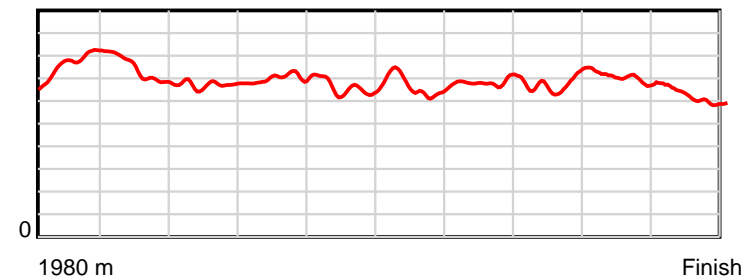
0.6 s Stride duration



20 m/sec Speed



100 % Stride efficiency



Note: Horizontal distance axis grid lines are 200m furlongs.

Disclaimer.

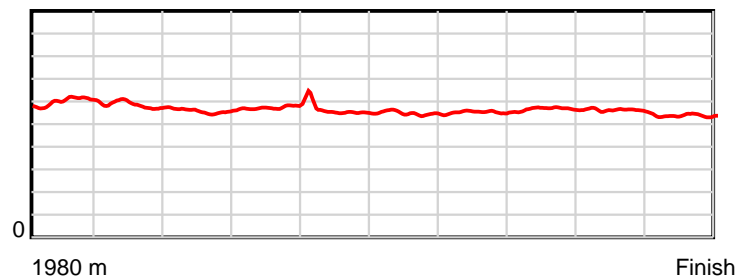
HRNZ and NZMTC and Thoroughbred Ratings Pty Ltd accepts no responsibility for the completeness or accuracy of any of the information contained herein, and makes no representations about its suitability for any particular purpose. Users should make their own judgements about those matters and/or seek independent advice. You assume all risks associated with use of the data provided on this page.

Race Results

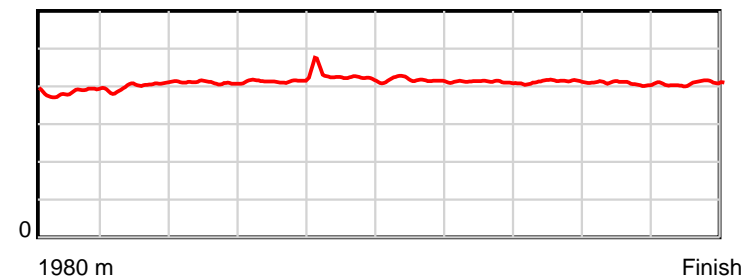
March 01, 2020, Race 9, CHEVIOT LICENCING TRUST MOBILE PACE, Distance 1980m, Addington - Survey 1980m

Result	TAB no.	Horse (Barrier)	1980 to	1800m to	1600m to	1400m to	1200m to	1000m to	800m to	600m to	400m to	200m to	Total or	Margin
6th	5	Look Sharp (5)	1800m	1600m	1400m	1200m	1000m	800m	600m	400m	200m	WP	Average	
		Position in running (margin)	-	2(1.0)	2(1.7)	2(1.4)	3(1.5)	3(2.3)	4(3.2)	5(3.4)	6(4.5)	5(3.6)		2.60
		Sectional time (s)	11.62	14.17	14.97	14.55	15.28	15.43	14.85	14.74	14.64	15.28		
		Cumulative time (s)	145.53	133.91	119.74	104.77	90.22	74.94	59.51	44.66	29.92	15.28	2:25.53	
		Speed (m/s)	15.49	14.11	13.36	13.75	13.09	12.96	13.47	13.57	13.66	13.09	13.61	
		Stride length (m)	5.95	5.66	5.47	5.70	5.58	5.40	5.55	5.60	5.58	5.34	5.57	
		Stride duration (s)	0.384	0.401	0.409	0.415	0.427	0.417	0.412	0.412	0.409	0.408	0.410	
		Stride efficiency (%)	55.27	50.07	46.78	50.71	48.72	45.64	48.16	48.92	48.66	44.48	48.56	
		Stride count	30.27	35.33	36.55	35.11	35.82	37.01	36.03	35.74	35.84	37.49	355.19	

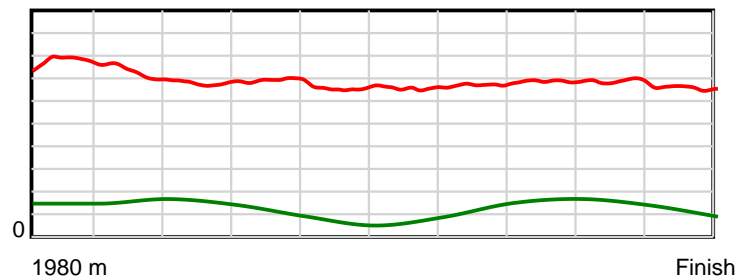
10 m Stride length



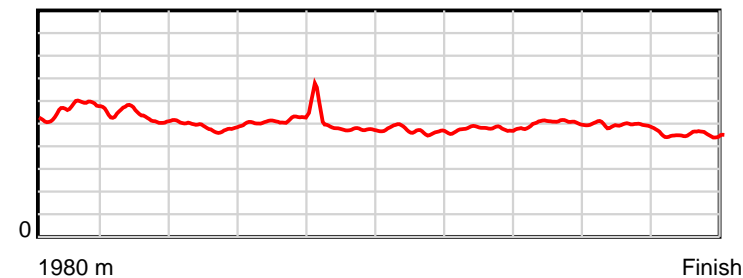
0.6 s Stride duration



20 m/sec Speed



100 % Stride efficiency



Note: Horizontal distance axis grid lines are 200m furlongs.

Disclaimer.

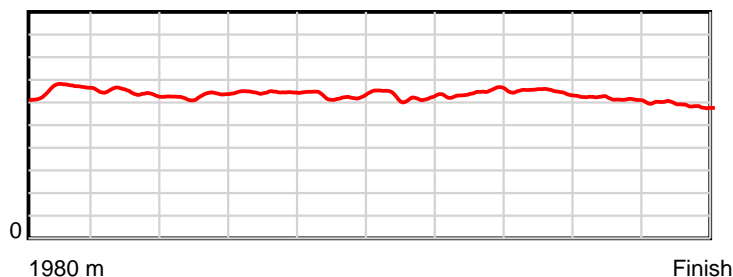
HRNZ and NZMTC and Thoroughbred Ratings Pty Ltd accepts no responsibility for the completeness or accuracy of any of the information contained herein, and makes no representations about its suitability for any particular purpose. Users should make their own judgements about those matters and/or seek independent advice. You assume all risks associated with use of the data provided on this page.

Race Results

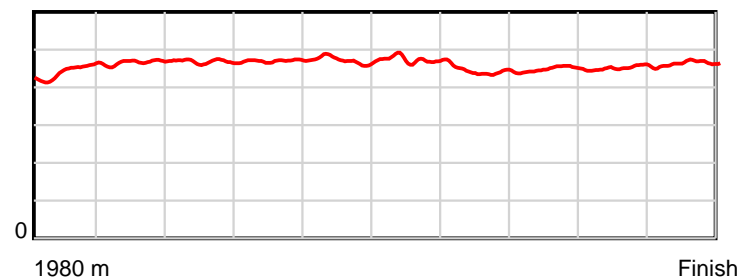
March 01, 2020, Race 9, CHEVIOT LICENCING TRUST MOBILE PACE, Distance 1980m, Addington - Survey 1980m

Result	TAB no.	Horse (Barrier)	1980 to	1800m to	1600m to	1400m to	1200m to	1000m to	800m to	600m to	400m to	200m to	Total or	Margin
7th	3	Yoha (3)	1800m	1600m	1400m	1200m	1000m	800m	600m	400m	200m	WP	Average	
		Position in running (margin)	-	9(4.3)	10(8.1)	10(8.1)	10(8.1)	10(8.3)	11(9.5)	4(2.7)	2(0.1)	2(0.3)		2.70
		Sectional time (s)	12.25	14.70	15.03	14.53	15.18	15.47	13.69	14.14	14.82	15.73		
		Cumulative time (s)	145.54	133.29	118.59	103.56	89.03	73.85	58.38	44.69	30.55	15.73	2:25.54	
		Speed (m/s)	14.70	13.61	13.31	13.76	13.18	12.93	14.61	14.14	13.50	12.71	13.60	
		Stride length (m)	6.62	6.34	6.23	6.48	6.21	6.13	6.45	6.35	6.09	5.91	6.27	
		Stride duration (s)	0.444	0.466	0.468	0.471	0.472	0.474	0.441	0.449	0.452	0.465	0.461	
		Stride efficiency (%)	68.39	62.74	60.61	65.53	60.35	58.64	64.95	62.98	58.02	54.57	61.43	
		Stride count	27.21	31.56	32.11	30.89	32.18	32.65	31.02	31.50	32.82	33.85	315.79	

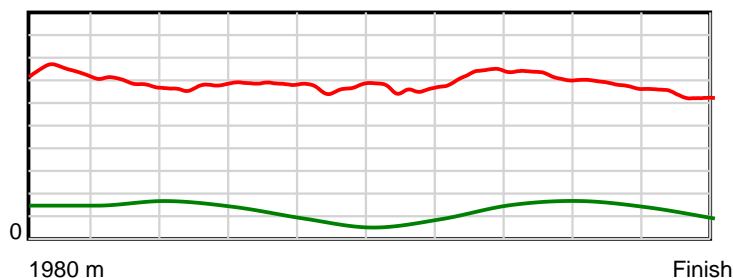
10 m Stride length



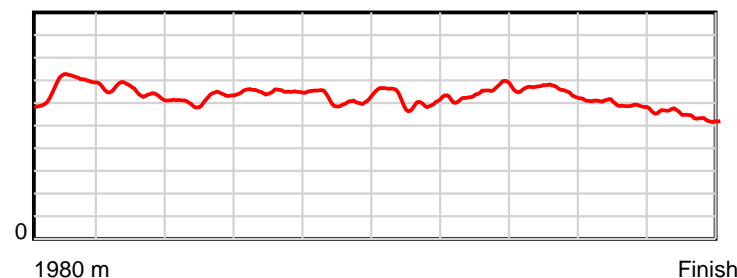
0.6 s Stride duration



20 m/sec Speed



100 % Stride efficiency



Note: Horizontal distance axis grid lines are 200m furlongs.

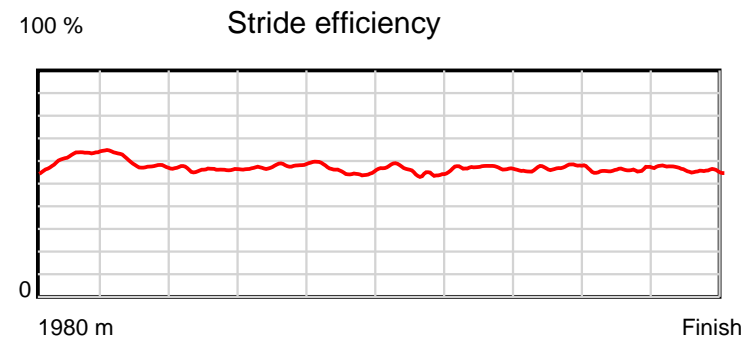
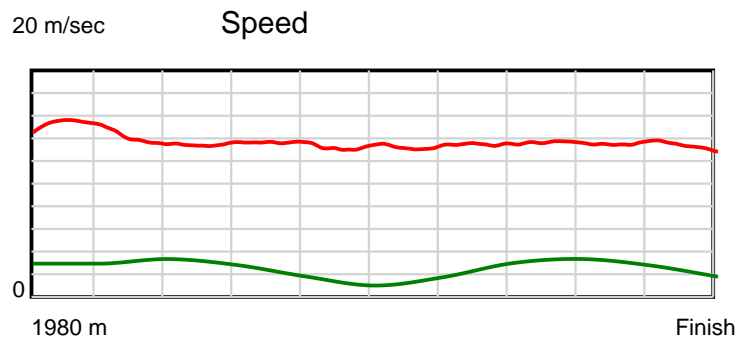
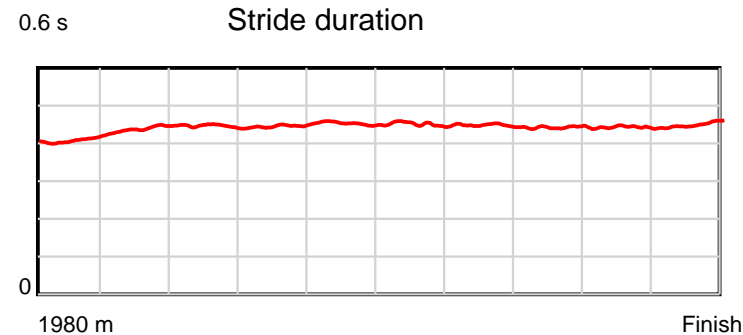
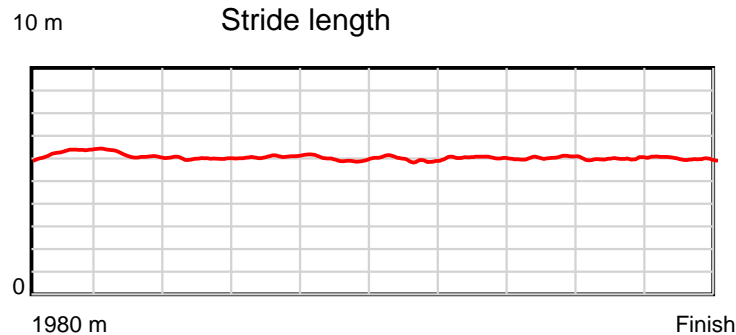
Disclaimer.

HRNZ and NZMTC and Thoroughbred Ratings Pty Ltd accepts no responsibility for the completeness or accuracy of any of the information contained herein, and makes no representations about its suitability for any particular purpose. Users should make their own judgements about those matters and/or seek independent advice. You assume all risks associated with use of the data provided on this page.

Race Results

March 01, 2020, Race 9, CHEVIOT LICENCING TRUST MOBILE PACE, Distance 1980m, Addington - Survey 1980m

Result	TAB no.	Horse (Barrier)	1980 to	1800m to	1600m to	1400m to	1200m to	1000m to	800m to	600m to	400m to	200m to	Total or	Margin
8th	2	Little Rain (2)	1800m	1600m	1400m	1200m	1000m	800m	600m	400m	200m	WP	Average	
		Position in running (margin)	-	4(1.4)	6(3.8)	5(3.3)	7(3.8)	6(4.5)	6(5.0)	9(5.2)	11(7.2)	11(8.0)		5.80
		Sectional time (s)	11.85	14.45	14.95	14.62	15.26	15.35	14.87	14.89	14.93	14.96		
		Cumulative time (s)	146.13	134.28	119.83	104.88	90.26	75.00	59.65	44.78	29.89	14.96	2:26.13	
		Speed (m/s)	15.19	13.84	13.38	13.68	13.11	13.03	13.45	13.43	13.40	13.37	13.55	
		Stride length (m)	6.29	6.06	5.96	6.09	5.94	5.87	6.03	5.94	5.93	6.02	6.01	
		Stride duration (s)	0.408	0.438	0.446	0.445	0.453	0.450	0.448	0.442	0.442	0.450	0.443	
		Stride efficiency (%)	61.92	57.43	55.57	58.05	55.06	53.85	56.75	55.15	54.93	56.62	56.42	
		Stride count	28.60	32.99	33.54	32.82	33.69	34.07	33.19	33.67	33.73	33.22	329.52	



Note: Horizontal distance axis grid lines are 200m furlongs.

Disclaimer.

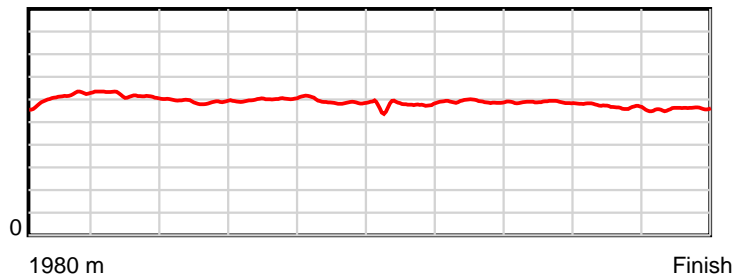
HRNZ and NZMTC and Thoroughbred Ratings Pty Ltd accepts no responsibility for the completeness or accuracy of any of the information contained herein, and makes no representations about its suitability for any particular purpose. Users should make their own judgements about those matters and/or seek independent advice. You assume all risks associated with use of the data provided on this page.

Race Results

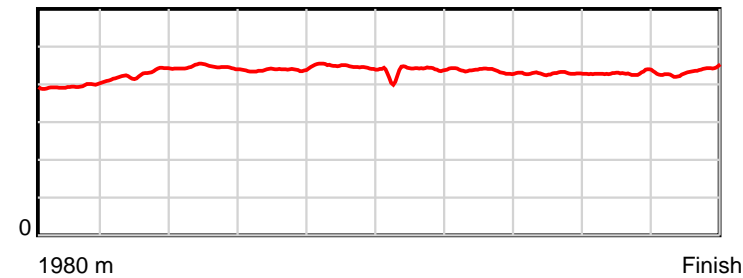
March 01, 2020, Race 9, CHEVIOT LICENCING TRUST MOBILE PACE, Distance 1980m, Addington - Survey 1980m

Result	TAB no.	Horse (Barrier)	1980 to	1800m to	1600m to	1400m to	1200m to	1000m to	800m to	600m to	400m to	200m to	Total or	Margin
9th	1	Star Paige (1)	1800m	1600m	1400m	1200m	1000m	800m	600m	400m	200m	WP	Average	
		Position in running (margin)	-	6(2.4)	3(1.7)	4(1.9)	4(1.9)	4(2.6)	3(2.4)	3(2.4)	4(3.3)	7(4.5)		6.40
		Sectional time (s)	11.82	13.95	15.06	14.53	15.26	15.22	14.84	14.71	15.00	15.85		
		Cumulative time (s)	146.24	134.42	120.47	105.41	90.88	75.62	60.40	45.56	30.85	15.85	2:26.24	
		Speed (m/s)	15.23	14.34	13.28	13.76	13.11	13.14	13.48	13.60	13.33	12.62	13.54	
		Stride length (m)	6.08	6.13	5.92	6.03	5.86	5.73	5.87	5.83	5.73	5.50	5.86	
		Stride duration (s)	0.396	0.428	0.446	0.438	0.447	0.436	0.436	0.429	0.429	0.436	0.433	
		Stride efficiency (%)	57.84	58.68	54.74	56.88	53.65	51.29	53.83	53.11	51.24	47.20	53.65	
		Stride count	29.59	32.64	33.79	33.15	34.13	34.91	34.07	34.31	34.93	36.39	337.91	

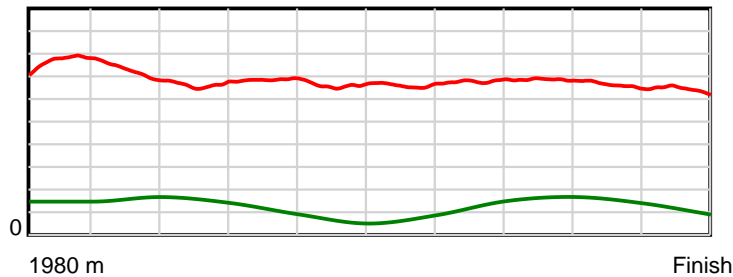
10 m Stride length



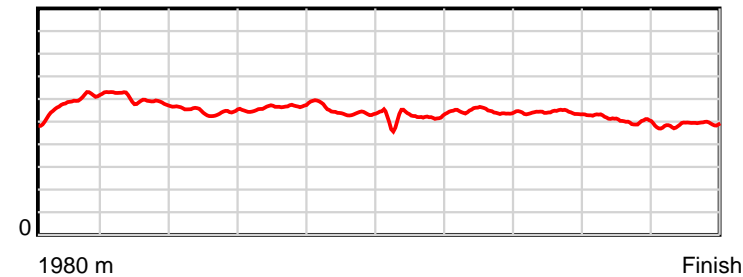
0.6 s Stride duration



20 m/sec Speed



100 % Stride efficiency



Note: Horizontal distance axis grid lines are 200m furlongs.

Disclaimer.

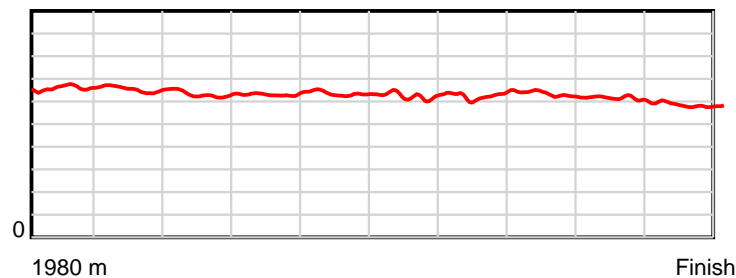
HRNZ and NZMTC and Thoroughbred Ratings Pty Ltd accepts no responsibility for the completeness or accuracy of any of the information contained herein, and makes no representations about its suitability for any particular purpose. Users should make their own judgements about those matters and/or seek independent advice. You assume all risks associated with use of the data provided on this page.

Race Results

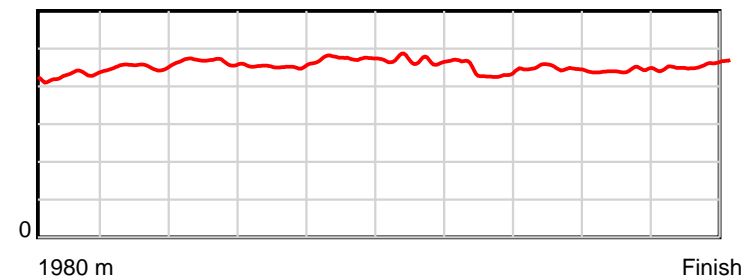
March 01, 2020, Race 9, CHEVIOT LICENCING TRUST MOBILE PACE, Distance 1980m, Addington - Survey 1980m

Result	TAB no.	Horse (Barrier)	1980 to	1800m to	1600m to	1400m to	1200m to	1000m to	800m to	600m to	400m to	200m to	Total or	Margin
10th	9	Delma Craze (9)	1800m	1600m	1400m	1200m	1000m	800m	600m	400m	200m	WP	Average	
		Position in running (margin)	-	5(2.0)	8(4.6)	9(6.0)	8(4.7)	8(6.1)	10(7.7)	6(3.4)	5(4.4)	6(4.4)		6.70
		Sectional time (s)	11.73	14.51	15.25	14.32	15.37	15.54	14.12	14.72	14.79	15.93		
		Cumulative time (s)	146.28	134.55	120.04	104.79	90.47	75.10	59.56	45.44	30.72	15.93	2:26.28	
		Speed (m/s)	15.35	13.78	13.11	13.97	13.01	12.87	14.16	13.59	13.52	12.55	13.54	
		Stride length (m)	6.53	6.24	6.11	6.33	6.18	6.04	6.22	6.07	5.99	5.75	6.13	
		Stride duration (s)	0.428	0.452	0.466	0.453	0.475	0.469	0.439	0.447	0.443	0.458	0.453	
		Stride efficiency (%)	66.73	60.81	58.27	62.54	59.61	56.93	60.39	57.60	56.05	51.62	58.80	
		Stride count	27.55	32.06	32.75	31.61	32.38	33.14	32.17	32.94	33.39	34.80	322.79	

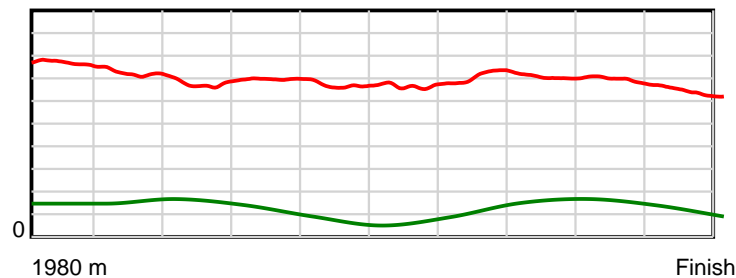
10 m Stride length



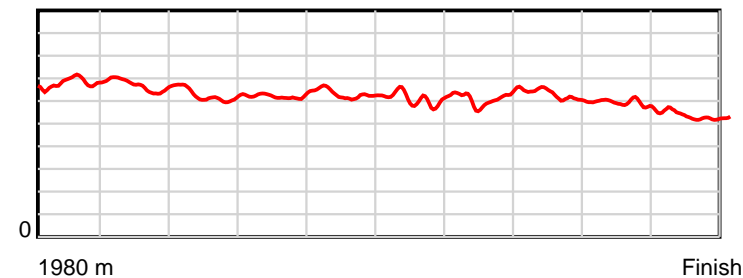
0.6 s Stride duration



20 m/sec Speed



100 % Stride efficiency



Note: Horizontal distance axis grid lines are 200m furlongs.

Disclaimer.

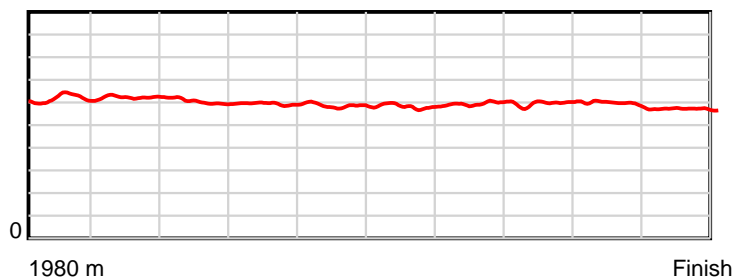
HRNZ and NZMTC and Thoroughbred Ratings Pty Ltd accepts no responsibility for the completeness or accuracy of any of the information contained herein, and makes no representations about its suitability for any particular purpose. Users should make their own judgements about those matters and/or seek independent advice. You assume all risks associated with use of the data provided on this page.

Race Results

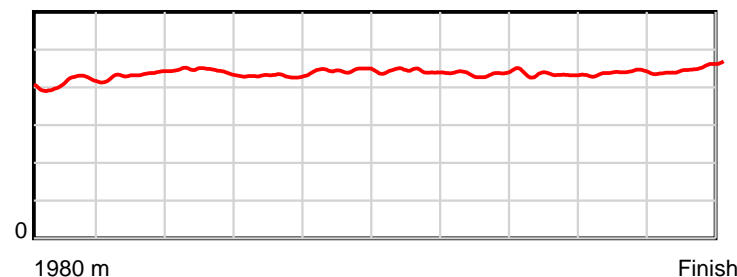
March 01, 2020, Race 9, CHEVIOT LICENCING TRUST MOBILE PACE, Distance 1980m, Addington - Survey 1980m

Result	TAB no.	Horse (Barrier)	1980 to	1800m to	1600m to	1400m to	1200m to	1000m to	800m to	600m to	400m to	200m to	Total or	Margin
11th	7	Champagneandwi... (7)	1800m	1600m	1400m	1200m	1000m	800m	600m	400m	200m	WP	Average	
		Position in running (margin)	-	7(2.8)	7(4.1)	7(3.7)	6(3.1)	7(4.7)	7(5.8)	8(4.5)	9(6.3)	10(7.8)		9.70
		Sectional time (s)	12.07	14.27	14.96	14.43	15.42	15.45	14.61	14.86	15.04	15.73		
		Cumulative time (s)	146.84	134.77	120.50	105.54	91.11	75.69	60.24	45.63	30.77	15.73	2:26.84	
		Speed (m/s)	14.92	14.02	13.37	13.86	12.97	12.94	13.69	13.46	13.30	12.71	13.48	
		Stride length (m)	6.20	6.07	5.93	5.97	5.77	5.73	5.99	5.83	5.84	5.75	5.90	
		Stride duration (s)	0.412	0.433	0.444	0.430	0.445	0.443	0.438	0.433	0.439	0.453	0.438	
		Stride efficiency (%)	60.11	57.60	55.04	55.63	51.96	51.32	56.09	53.05	53.36	51.75	54.45	
		Stride count	29.02	32.94	33.70	33.52	34.68	34.90	33.38	34.32	34.23	34.75	335.44	

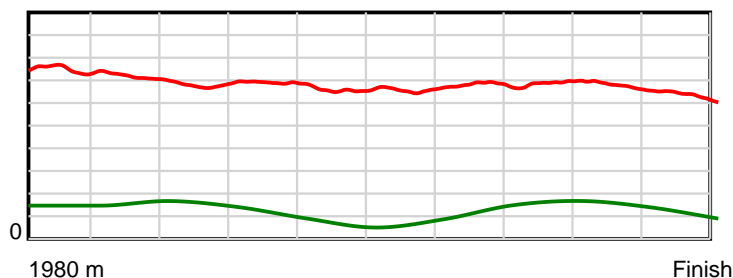
10 m Stride length



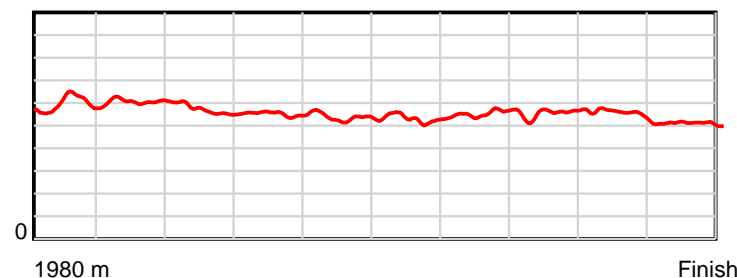
0.6 s Stride duration



20 m/sec Speed



100 % Stride efficiency



Note: Horizontal distance axis grid lines are 200m furlongs.

Disclaimer.

HRNZ and NZMTC and Thoroughbred Ratings Pty Ltd accepts no responsibility for the completeness or accuracy of any of the information contained herein, and makes no representations about its suitability for any particular purpose. Users should make their own judgements about those matters and/or seek independent advice. You assume all risks associated with use of the data provided on this page.



Race Results



March 01, 2020, Race 10, THANK YOU KIRSTEN MCNABB MOBILE PACE, Distance 2600m, Addington - Survey 3200m

Result	TAB no.	Horse (Barrier)	2600 to	2400m to
1st	6	Jenora (5)	2400m	2200m
		Position in running (margin)	-	1(0.0)
		Sectional time (s)	13.50	14.42
		Cumulative time (s)	192.33	178.83
		Speed (m/s)	14.81	13.87
		Stride length (m)	5.96	5.80
		Stride duration (s)	0.402	0.418
		Stride efficiency (%)	55.52	52.56
		Stride count	33.55	34.49

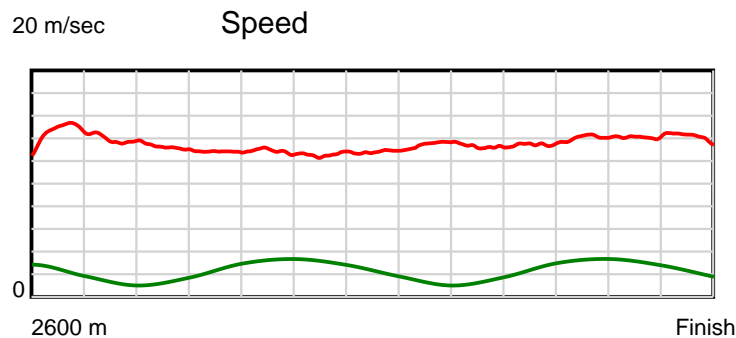
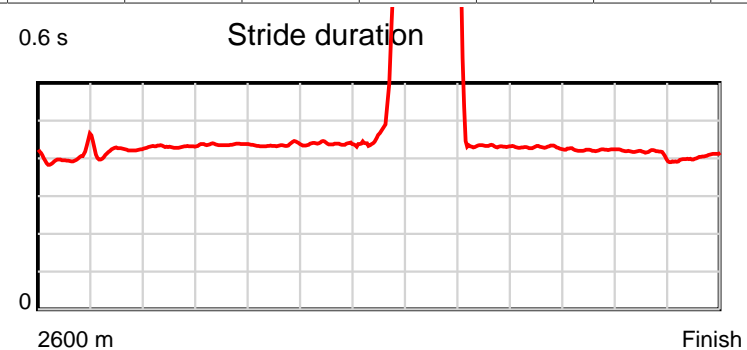
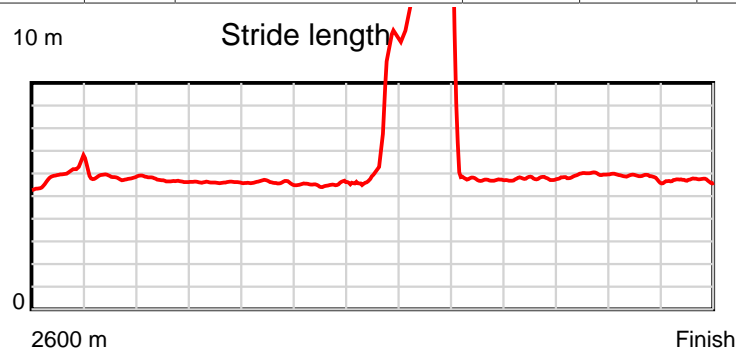
Disclaimer.

HRNZ and NZMTC and Thoroughbred Ratings Pty Ltd accepts no responsibility for the completeness or accuracy of any of the information contained herein, and makes no representations about its suitability for any particular purpose. Users should make their own judgements about those matters and/or seek independent advice. You assume all risks associated with use of the data provided on this page.

Race Results

March 01, 2020, Race 10, THANK YOU KIRSTEN MCNABB MOBILE PACE, Distance 2600m, Addington - Survey 3200m

Result	TAB no.	Horse (Barrier)	2200m to	2000m to	1800m to	1600m to	1400m to	1200m to	1000m to	800m to	600m to	400m to	200m to	Total or	Margin
1st	6	Jenora (5)	2000m	1800m	1600m	1400m	1200m	1000m	800m	600m	400m	200m	WP	Average	
		Position in running (margin)	2(2.4)	2(2.1)	2(2.1)	2(1.9)	2(1.7)	2(1.5)	3(2.2)	3(1.8)	3(1.5)	3(1.9)	3(1.4)		0.00
		Sectional time (s)	14.95	15.50	15.54	15.92	15.35	14.72	14.93	14.73	14.32	14.17	14.28		
		Cumulative time (s)	164.41	149.46	133.96	118.42	102.50	87.15	72.43	57.50	42.77	28.45	14.28	3:12.33	
		Speed (m/s)	13.38	12.90	12.87	12.56	13.03	13.59	13.40	13.58	13.97	14.11	14.01	13.52	
		Stride length (m)	5.77	5.64	5.60	5.49	6.46	14.02	5.79	5.81	5.91	5.85	5.64	6.07	
		Stride duration (s)	0.431	0.437	0.435	0.437	0.496	1.032	0.432	0.428	0.423	0.414	0.403	0.449	
		Stride efficiency (%)	51.94	49.71	48.99	47.11	65.30	307.09	52.38	52.81	54.56	53.39	49.75	57.66	
		Stride count	34.69	35.46	35.72	36.43	30.94	14.27	34.55	34.40	33.85	34.22	35.44	428.01	



Note: Horizontal distance axis grid lines are 200m furlongs.

Disclaimer.

HRNZ and NZMTC and Thoroughbred Ratings Pty Ltd accepts no responsibility for the completeness or accuracy of any of the information contained herein, and makes no representations about its suitability for any particular purpose. Users should make their own judgements about those matters and/or seek independent advice. You assume all risks associated with use of the data provided on this page.



Race Results



March 01, 2020, Race 10, THANK YOU KIRSTEN MCNABB MOBILE PACE, Distance 2600m, Addington - Survey 3200m

Result	TAB no.	Horse (Barrier)	2600 to	2400m to
2nd	7	Only In Americ... (6)	2400m	2200m
		Position in running (margin)	-	3(1.9)
		Sectional time (s)	13.78	13.71
		Cumulative time (s)	192.46	178.68
		Speed (m/s)	14.51	14.59
		Stride length (m)	6.73	6.91
		Stride duration (s)	0.462	0.474
		Stride efficiency (%)	70.74	74.63
		Stride count	29.72	28.94

Disclaimer.

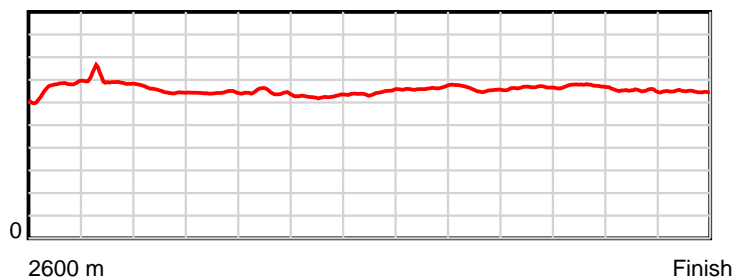
HRNZ and NZMTC and Thoroughbred Ratings Pty Ltd accepts no responsibility for the completeness or accuracy of any of the information contained herein, and makes no representations about its suitability for any particular purpose. Users should make their own judgements about those matters and/or seek independent advice. You assume all risks associated with use of the data provided on this page.

Race Results

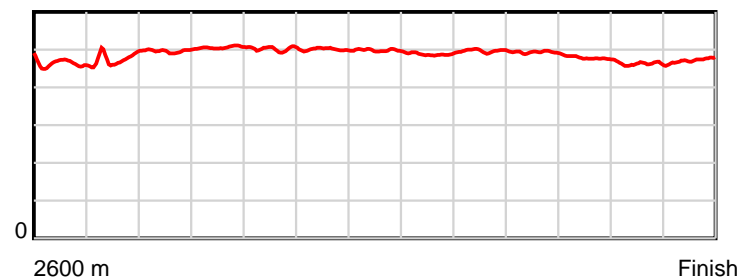
March 01, 2020, Race 10, THANK YOU KIRSTEN MCNABB MOBILE PACE, Distance 2600m, Addington - Survey 3200m

Result	TAB no.	Horse (Barrier)	2200m to	2000m to	1800m to	1600m to	1400m to	1200m to	1000m to	800m to	600m to	400m to	200m to	Total or	Margin
2nd	7	Only In Americ... (6)	2000m	1800m	1600m	1400m	1200m	1000m	800m	600m	400m	200m	WP	Average	
		Position in running (margin)	1(0.0)	1(0.0)	1(0.0)	1(0.0)	1(0.0)	1(0.0)	1(0.0)	1(0.0)	1(0.0)	1(0.0)	1(0.0)		0.70
		Sectional time (s)	15.00	15.50	15.58	15.95	15.38	14.59	14.99	14.78	14.26	14.25	14.69		
		Cumulative time (s)	164.97	149.97	134.47	118.89	102.94	87.56	72.97	57.98	43.20	28.94	14.69	3:12.46	
		Speed (m/s)	13.33	12.90	12.84	12.54	13.00	13.71	13.34	13.53	14.03	14.04	13.61	13.51	
		Stride length (m)	6.62	6.52	6.44	6.27	6.48	6.68	6.62	6.67	6.70	6.48	6.43	6.58	
		Stride duration (s)	0.496	0.505	0.502	0.500	0.499	0.488	0.497	0.493	0.478	0.461	0.473	0.487	
		Stride efficiency (%)	68.45	66.42	64.82	61.45	65.69	69.82	68.58	69.49	70.12	65.57	64.70	67.61	
		Stride count	30.22	30.68	31.05	31.89	30.85	29.92	30.19	29.99	29.86	30.88	31.08	395.27	

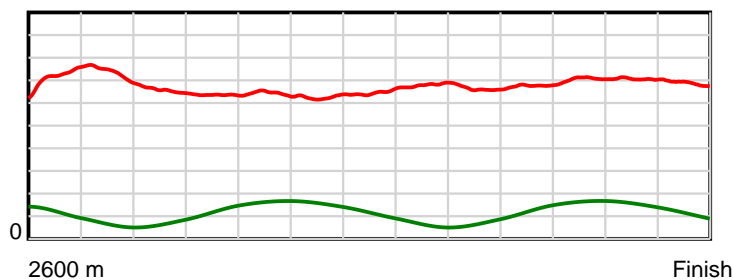
10 m Stride length



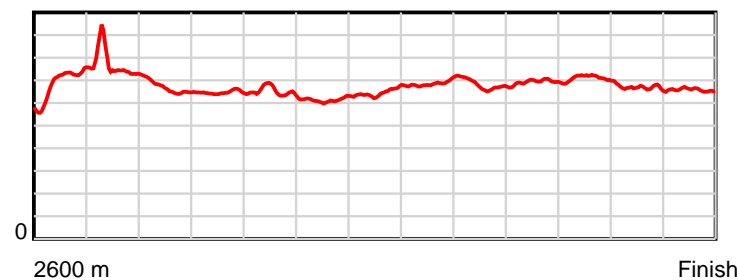
0.6 s Stride duration



20 m/sec Speed



100 % Stride efficiency



Note: Horizontal distance axis grid lines are 200m furlongs.

Disclaimer.

HRNZ and NZMTC and Thoroughbred Ratings Pty Ltd accepts no responsibility for the completeness or accuracy of any of the information contained herein, and makes no representations about its suitability for any particular purpose. Users should make their own judgements about those matters and/or seek independent advice. You assume all risks associated with use of the data provided on this page.



Race Results



March 01, 2020, Race 10, THANK YOU KIRSTEN MCNABB MOBILE PACE, Distance 2600m, Addington - Survey 3200m

Result	TAB no.	Horse (Barrier)	2600 to	2400m to
3rd	9	Doctor Tim (8)	2400m	2200m
		Position in running (margin)	-	10(10.3)
		Sectional time (s)	15.20	14.53
		Cumulative time (s)	193.02	177.82
		Speed (m/s)	13.15	13.76
		Stride length (m)	5.78	5.93
		Stride duration (s)	0.438	0.431
		Stride efficiency (%)	52.18	55.02
		Stride count	34.61	33.71

Disclaimer.

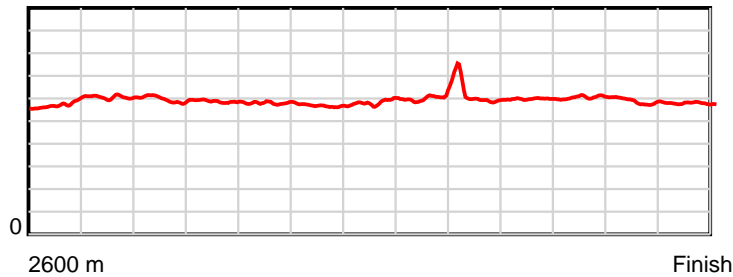
HRNZ and NZMTC and Thoroughbred Ratings Pty Ltd accepts no responsibility for the completeness or accuracy of any of the information contained herein, and makes no representations about its suitability for any particular purpose. Users should make their own judgements about those matters and/or seek independent advice. You assume all risks associated with use of the data provided on this page.

Race Results

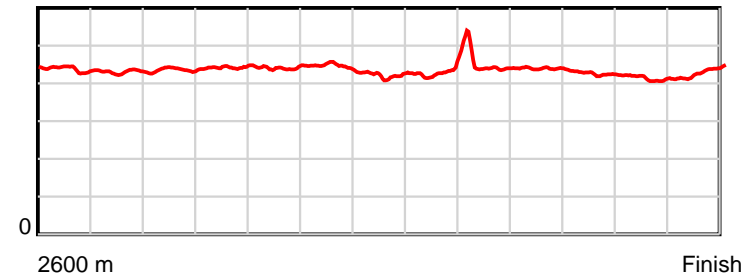
March 01, 2020, Race 10, THANK YOU KIRSTEN MCNABB MOBILE PACE, Distance 2600m, Addington - Survey 3200m

Result	TAB no.	Horse (Barrier)	2200m to	2000m to	1800m to	1600m to	1400m to	1200m to	1000m to	800m to	600m to	400m to	200m to	Total or	Margin
3rd	9	Doctor Tim (8)	2000m	1800m	1600m	1400m	1200m	1000m	800m	600m	400m	200m	WP	Average	
		Position in running (margin)	10(13.3)	10(12.0)	9(9.1)	9(8.5)	8(7.6)	4(1.7)	2(0.9)	2(1.3)	2(0.9)	2(1.1)	2(1.0)		3.70
		Sectional time (s)	14.77	15.02	15.49	15.80	14.40	14.46	15.05	14.72	14.29	14.24	15.05		
		Cumulative time (s)	163.29	148.52	133.50	118.01	102.21	87.81	73.35	58.30	43.58	29.29	15.05	3:13.02	
		Speed (m/s)	13.54	13.32	12.91	12.66	13.89	13.83	13.29	13.59	14.00	14.04	13.29	13.47	
		Stride length (m)	5.90	5.88	5.69	5.64	5.86	5.97	5.97	5.96	5.95	5.80	5.71	5.85	
		Stride duration (s)	0.436	0.442	0.441	0.445	0.422	0.431	0.449	0.439	0.425	0.413	0.430	0.434	
		Stride efficiency (%)	54.32	54.08	50.62	49.62	53.72	55.64	55.68	55.48	55.29	52.64	51.01	53.43	
		Stride count	33.92	34.00	35.14	35.49	34.11	33.52	33.51	33.57	33.62	34.46	35.00	444.66	

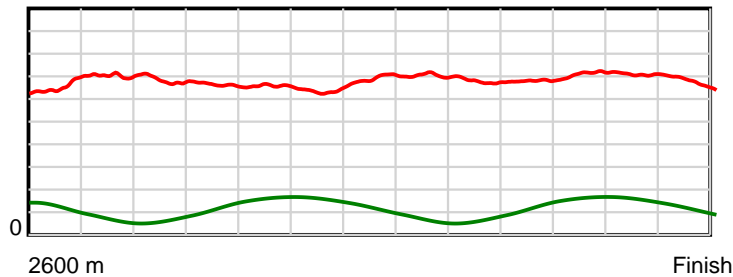
10 m Stride length



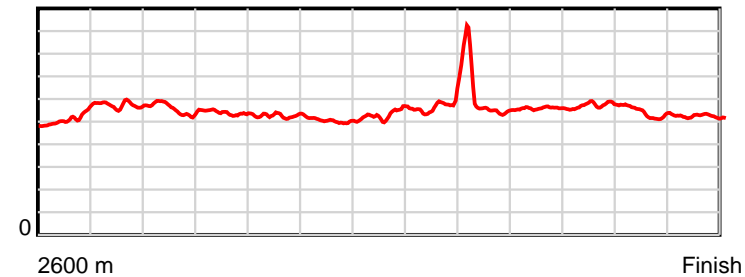
0.6 s Stride duration



20 m/sec Speed



100 % Stride efficiency



Note: Horizontal distance axis grid lines are 200m furlongs.

Disclaimer.

HRNZ and NZMTC and Thoroughbred Ratings Pty Ltd accepts no responsibility for the completeness or accuracy of any of the information contained herein, and makes no representations about its suitability for any particular purpose. Users should make their own judgements about those matters and/or seek independent advice. You assume all risks associated with use of the data provided on this page.



Race Results



March 01, 2020, Race 10, THANK YOU KIRSTEN MCNABB MOBILE PACE, Distance 2600m, Addington - Survey 3200m

Result	TAB no.	Horse (Barrier)	2600 to	2400m to
4th	5	Auchtercairn (4)	2400m	2200m
		Position in running (margin)	-	2(1.6)
		Sectional time (s)	13.72	14.41
		Cumulative time (s)	193.90	180.18
		Speed (m/s)	14.57	13.88
		Stride length (m)	6.22	6.42
		Stride duration (s)	0.428	0.463
		Stride efficiency (%)	60.46	64.48
		Stride count	32.15	31.14

Disclaimer.

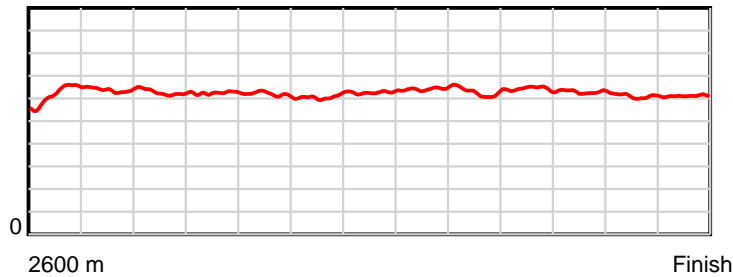
HRNZ and NZMTC and Thoroughbred Ratings Pty Ltd accepts no responsibility for the completeness or accuracy of any of the information contained herein, and makes no representations about its suitability for any particular purpose. Users should make their own judgements about those matters and/or seek independent advice. You assume all risks associated with use of the data provided on this page.

Race Results

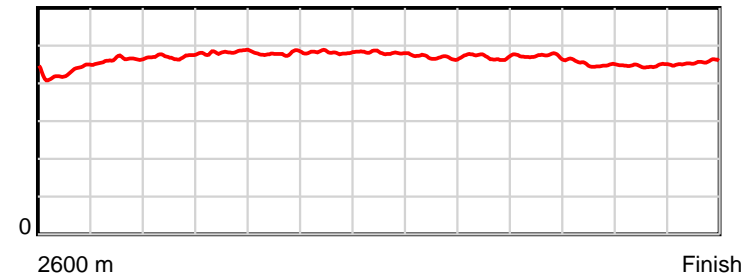
March 01, 2020, Race 10, THANK YOU KIRSTEN MCNABB MOBILE PACE, Distance 2600m, Addington - Survey 3200m

Result	TAB no.	Horse (Barrier)	2200m to	2000m to	1800m to	1600m to	1400m to	1200m to	1000m to	800m to	600m to	400m to	200m to	Total or	Margin
4th	5	Auchtercairn (4)	2000m	1800m	1600m	1400m	1200m	1000m	800m	600m	400m	200m	WP	Average	
		Position in running (margin)	3(3.9)	3(4.0)	4(4.0)	4(3.8)	5(3.6)	6(3.5)	5(3.4)	5(3.7)	5(3.6)	4(4.4)	4(6.5)		8.40
		Sectional time (s)	15.02	15.50	15.55	15.91	15.36	14.58	15.04	14.77	14.40	14.60	15.04		
		Cumulative time (s)	165.77	150.75	135.25	119.70	103.79	88.43	73.85	58.81	44.04	29.64	15.04	3:13.90	
		Speed (m/s)	13.32	12.90	12.86	12.57	13.02	13.72	13.30	13.54	13.89	13.70	13.30	13.41	
		Stride length (m)	6.27	6.23	6.16	6.05	6.27	6.43	6.26	6.39	6.28	6.13	6.05	6.24	
		Stride duration (s)	0.471	0.483	0.479	0.482	0.482	0.469	0.471	0.472	0.452	0.447	0.455	0.465	
		Stride efficiency (%)	61.47	60.59	59.35	57.28	61.45	64.59	61.19	63.90	61.55	58.65	57.25	60.87	
		Stride count	31.89	32.12	32.45	33.03	31.89	31.11	31.96	31.28	31.87	32.65	33.04	416.58	

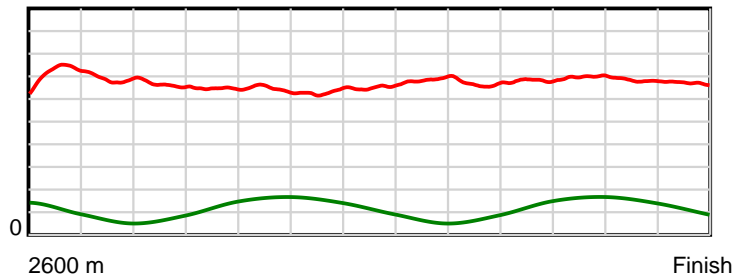
10 m Stride length



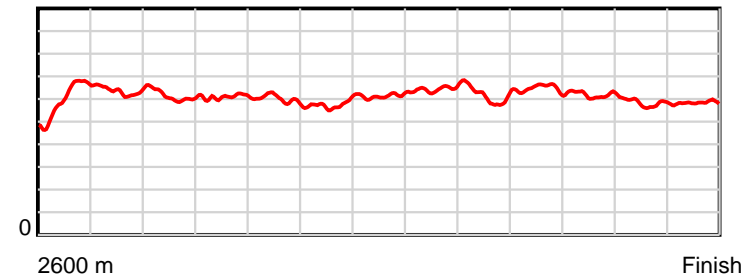
0.6 s Stride duration



20 m/sec Speed



100 % Stride efficiency



Note: Horizontal distance axis grid lines are 200m furlongs.

Disclaimer.

HRNZ and NZMTC and Thoroughbred Ratings Pty Ltd accepts no responsibility for the completeness or accuracy of any of the information contained herein, and makes no representations about its suitability for any particular purpose. Users should make their own judgements about those matters and/or seek independent advice. You assume all risks associated with use of the data provided on this page.



Race Results



March 01, 2020, Race 10, THANK YOU KIRSTEN MCNABB MOBILE PACE, Distance 2600m, Addington - Survey 3200m

Result	TAB no.	Horse (Barrier)	2600 to	2400m to
5th	2	Senorita Marga... (1)	2400m	2200m
		Position in running (margin)	-	4(3.3)
		Sectional time (s)	14.11	14.44
		Cumulative time (s)	193.90	179.79
		Speed (m/s)	14.17	13.85
		Stride length (m)	6.47	6.59
		Stride duration (s)	0.449	0.476
		Stride efficiency (%)	65.45	67.79
		Stride count	30.90	30.37

Disclaimer.

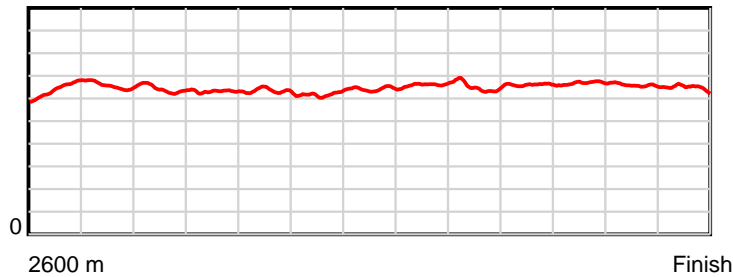
HRNZ and NZMTC and Thoroughbred Ratings Pty Ltd accepts no responsibility for the completeness or accuracy of any of the information contained herein, and makes no representations about its suitability for any particular purpose. Users should make their own judgements about those matters and/or seek independent advice. You assume all risks associated with use of the data provided on this page.

Race Results

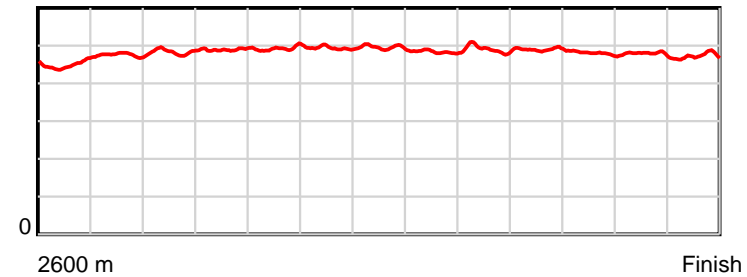
March 01, 2020, Race 10, THANK YOU KIRSTEN MCNABB MOBILE PACE, Distance 2600m, Addington - Survey 3200m

Result	TAB no.	Horse (Barrier)	2200m to	2000m to	1800m to	1600m to	1400m to	1200m to	1000m to	800m to	600m to	400m to	200m to	Total or	Margin
5th	2	Senorita Marga... (1)	2000m	1800m	1600m	1400m	1200m	1000m	800m	600m	400m	200m	WP	Average	
		Position in running (margin)	4(5.8)	5(6.0)	6(6.0)	6(5.6)	6(5.0)	8(5.3)	7(5.0)	7(5.6)	7(5.5)	6(6.5)	6(7.9)		8.50
		Sectional time (s)	15.04	15.50	15.52	15.83	15.43	14.55	15.09	14.77	14.42	14.49	14.71		
		Cumulative time (s)	165.35	150.31	134.81	119.29	103.46	88.03	73.48	58.39	43.62	29.20	14.71	3:13.90	
		Speed (m/s)	13.30	12.90	12.89	12.63	12.96	13.75	13.25	13.54	13.87	13.80	13.60	13.41	
		Stride length (m)	6.43	6.31	6.35	6.23	6.43	6.64	6.50	6.63	6.66	6.61	6.41	6.48	
		Stride duration (s)	0.483	0.489	0.493	0.493	0.496	0.483	0.491	0.490	0.480	0.479	0.472	0.483	
		Stride efficiency (%)	64.61	62.28	62.96	60.65	64.52	68.81	66.07	68.71	69.35	68.25	64.22	65.59	
		Stride count	31.10	31.68	31.51	32.10	31.12	30.14	30.76	30.16	30.02	30.26	31.20	401.32	

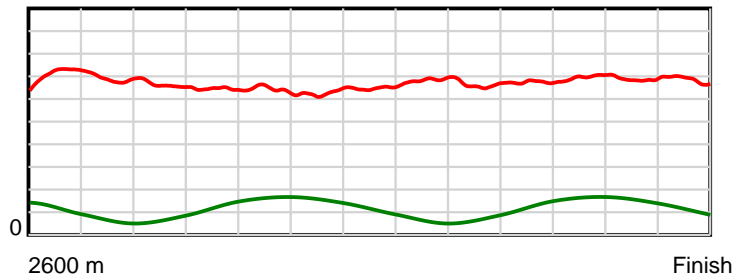
10 m Stride length



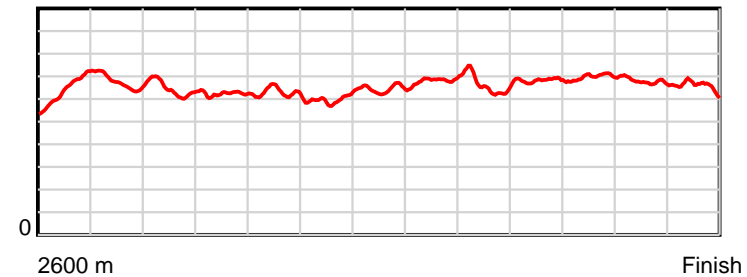
0.6 s Stride duration



20 m/sec Speed



100 % Stride efficiency



Note: Horizontal distance axis grid lines are 200m furlongs.

Disclaimer.

HRNZ and NZMTC and Thoroughbred Ratings Pty Ltd accepts no responsibility for the completeness or accuracy of any of the information contained herein, and makes no representations about its suitability for any particular purpose. Users should make their own judgements about those matters and/or seek independent advice. You assume all risks associated with use of the data provided on this page.



Race Results



March 01, 2020, Race 10, THANK YOU KIRSTEN MCNABB MOBILE PACE, Distance 2600m, Addington - Survey 3200m

Result	TAB no.	Horse (Barrier)	2600 to	2400m to
6th	10	Tracksarefortr... (9)	2400m	2200m
		Position in running (margin)	-	6(5.6)
		Sectional time (s)	14.63	14.57
		Cumulative time (s)	194.04	179.41
		Speed (m/s)	13.67	13.73
		Stride length (m)	6.87	6.74
		Stride duration (s)	0.475	0.491
		Stride efficiency (%)	73.77	71.05
		Stride count	29.11	29.66

Disclaimer.

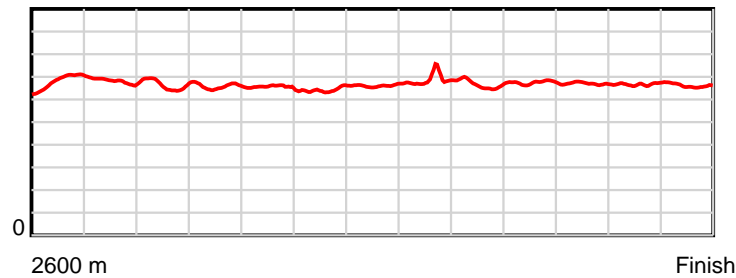
HRNZ and NZMTC and Thoroughbred Ratings Pty Ltd accepts no responsibility for the completeness or accuracy of any of the information contained herein, and makes no representations about its suitability for any particular purpose. Users should make their own judgements about those matters and/or seek independent advice. You assume all risks associated with use of the data provided on this page.

Race Results

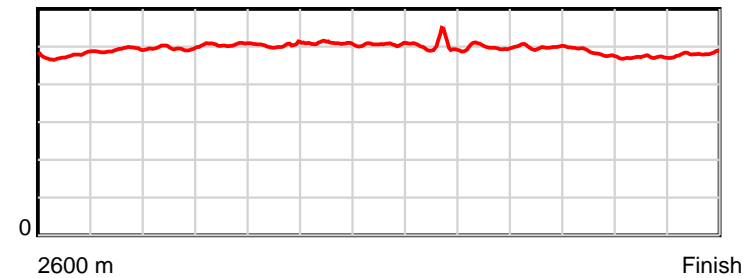
March 01, 2020, Race 10, THANK YOU KIRSTEN MCNABB MOBILE PACE, Distance 2600m, Addington - Survey 3200m

Result	TAB no.	Horse (Barrier)	2200m to	2000m to	1800m to	1600m to	1400m to	1200m to	1000m to	800m to	600m to	400m to	200m to	Total or	Margin
6th	10	Tracksarefortr... (9)	2000m	1800m	1600m	1400m	1200m	1000m	800m	600m	400m	200m	WP	Average	
		Position in running (margin)	7(8.9)	7(8.2)	8(8.1)	8(7.8)	9(8.1)	10(8.0)	9(8.2)	9(7.8)	9(7.9)	9(9.6)	9(9.3)		9.20
		Sectional time (s)	14.89	15.48	15.53	16.00	15.36	14.63	14.92	14.80	14.54	14.20	14.49		
		Cumulative time (s)	164.84	149.95	134.47	118.94	102.94	87.58	72.95	58.03	43.23	28.69	14.49	3:14.04	
		Speed (m/s)	13.43	12.92	12.88	12.50	13.02	13.67	13.40	13.51	13.76	14.08	13.80	13.40	
		Stride length (m)	6.66	6.53	6.47	6.36	6.58	6.83	6.68	6.75	6.67	6.64	6.64	6.65	
		Stride duration (s)	0.496	0.506	0.503	0.509	0.506	0.500	0.498	0.499	0.485	0.471	0.481	0.496	
		Stride efficiency (%)	69.34	66.68	65.48	63.21	67.73	72.99	69.69	71.13	69.52	68.83	68.84	69.01	
		Stride count	30.02	30.62	30.90	31.45	30.38	29.26	29.95	29.64	29.99	30.13	30.13	391.24	

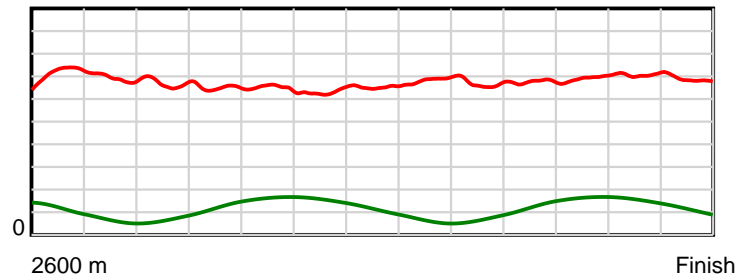
10 m Stride length



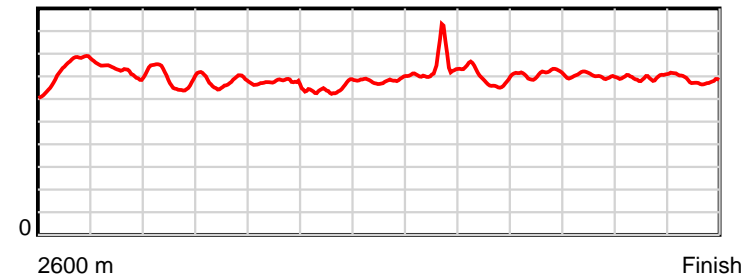
0.6 s Stride duration



20 m/sec Speed



100 % Stride efficiency



Note: Horizontal distance axis grid lines are 200m furlongs.

Disclaimer.

HRNZ and NZMTC and Thoroughbred Ratings Pty Ltd accepts no responsibility for the completeness or accuracy of any of the information contained herein, and makes no representations about its suitability for any particular purpose. Users should make their own judgements about those matters and/or seek independent advice. You assume all risks associated with use of the data provided on this page.



Race Results



March 01, 2020, Race 10, THANK YOU KIRSTEN MCNABB MOBILE PACE, Distance 2600m, Addington - Survey 3200m

Result	TAB no.	Horse (Barrier)	2600 to	2400m to
7th	8	Nimah Franco (7)	2400m	2200m
		Position in running (margin)	-	8(6.4)
		Sectional time (s)	14.78	14.83
		Cumulative time (s)	194.06	179.28
		Speed (m/s)	13.53	13.49
		Stride length (m)	5.96	5.91
		Stride duration (s)	0.434	0.438
		Stride efficiency (%)	55.57	54.58
		Stride count	33.54	33.84

Disclaimer.

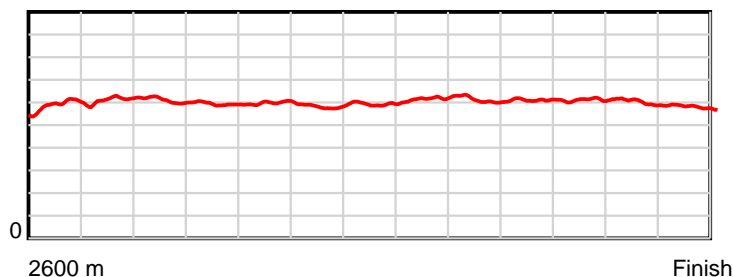
HRNZ and NZMTC and Thoroughbred Ratings Pty Ltd accepts no responsibility for the completeness or accuracy of any of the information contained herein, and makes no representations about its suitability for any particular purpose. Users should make their own judgements about those matters and/or seek independent advice. You assume all risks associated with use of the data provided on this page.

Race Results

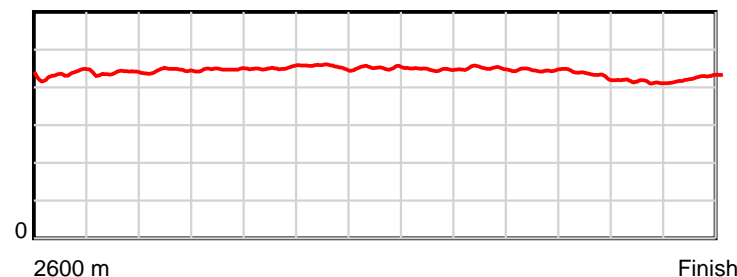
March 01, 2020, Race 10, THANK YOU KIRSTEN MCNABB MOBILE PACE, Distance 2600m, Addington - Survey 3200m

Result	TAB no.	Horse (Barrier)	2200m to	2000m to	1800m to	1600m to	1400m to	1200m to	1000m to	800m to	600m to	400m to	200m to	Total or	Margin
7th	8	Nimah Franco (7)	2000m	1800m	1600m	1400m	1200m	1000m	800m	600m	400m	200m	WP	Average	
		Position in running (margin)	9(11.2)	8(10.0)	7(6.9)	7(5.9)	7(5.4)	7(4.8)	8(6.9)	8(7.6)	8(6.5)	8(7.7)	8(8.1)		9.30
		Sectional time (s)	14.79	15.00	15.41	15.86	15.28	14.95	15.11	14.60	14.45	14.31	14.69		
		Cumulative time (s)	164.45	149.66	134.66	119.25	103.39	88.11	73.16	58.05	43.45	29.00	14.69	3:14.06	
		Speed (m/s)	13.52	13.33	12.98	12.61	13.09	13.38	13.24	13.70	13.84	13.98	13.61	13.40	
		Stride length (m)	6.01	5.97	5.86	5.73	5.92	5.99	5.96	6.11	5.98	5.78	5.82	5.92	
		Stride duration (s)	0.445	0.448	0.451	0.455	0.453	0.447	0.450	0.446	0.432	0.414	0.427	0.442	
		Stride efficiency (%)	56.51	55.74	53.60	51.34	54.84	56.01	55.52	58.38	55.82	52.22	52.91	54.80	
		Stride count	33.26	33.49	34.15	34.89	33.76	33.41	33.55	32.72	33.46	34.60	34.37	439.04	

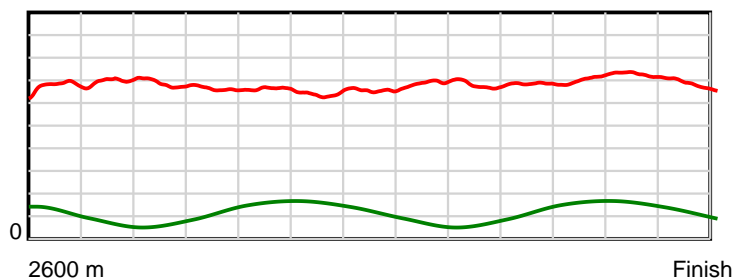
10 m Stride length



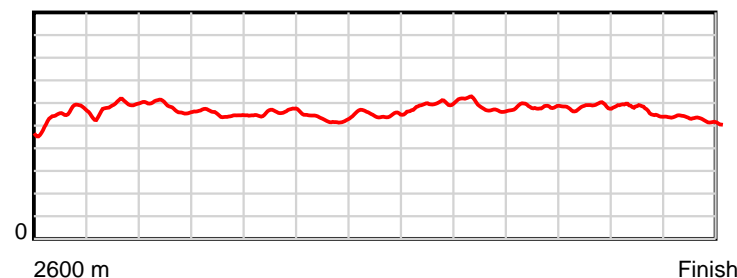
0.6 s Stride duration



20 m/sec Speed



100 % Stride efficiency



Note: Horizontal distance axis grid lines are 200m furlongs.

Disclaimer.

HRNZ and NZMTC and Thoroughbred Ratings Pty Ltd accepts no responsibility for the completeness or accuracy of any of the information contained herein, and makes no representations about its suitability for any particular purpose. Users should make their own judgements about those matters and/or seek independent advice. You assume all risks associated with use of the data provided on this page.



Race Results



March 01, 2020, Race 10, THANK YOU KIRSTEN MCNABB MOBILE PACE, Distance 2600m, Addington - Survey 3200m

Result	TAB no.	Horse (Barrier)	2600 to	2400m to
8th	13	Bossmaro (0)	2400m	2200m
		Position in running (margin)	-	11(12.8)
		Sectional time (s)	15.68	14.74
		Cumulative time (s)	194.43	178.75
		Speed (m/s)	12.75	13.57
		Stride length (m)	6.97	6.91
		Stride duration (s)	0.519	0.509
		Stride efficiency (%)	75.85	74.63
		Stride count	28.71	28.94

Disclaimer.

HRNZ and NZMTC and Thoroughbred Ratings Pty Ltd accepts no responsibility for the completeness or accuracy of any of the information contained herein, and makes no representations about its suitability for any particular purpose. Users should make their own judgements about those matters and/or seek independent advice. You assume all risks associated with use of the data provided on this page.

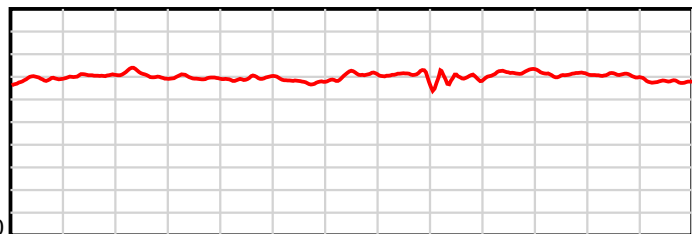
Race Results

March 01, 2020, Race 10, THANK YOU KIRSTEN MCNABB MOBILE PACE, Distance 2600m, Addington - Survey 3200m

Result	TAB no.	Horse (Barrier)	2200m to	2000m to	1800m to	1600m to	1400m to	1200m to	1000m to	800m to	600m to	400m to	200m to	Total or	Margin
8th	13	Bossmaro (0)	2000m	1800m	1600m	1400m	1200m	1000m	800m	600m	400m	200m	WP	Average	
		Position in running (margin)	11(17.1)	11(14.4)	11(11.4)	11(10.4)	10(9.6)	9(7.1)	10(8.7)	10(10.0)	10(9.0)	10(10.7)	10(10.3)		11.30
		Sectional time (s)	14.56	14.99	15.42	15.81	14.96	14.86	15.21	14.62	14.55	14.18	14.85		
		Cumulative time (s)	164.01	149.45	134.46	119.04	103.23	88.27	73.41	58.20	43.58	29.03	14.85	3:14.43	
		Speed (m/s)	13.74	13.34	12.97	12.65	13.37	13.46	13.15	13.68	13.75	14.10	13.47	13.37	
		Stride length (m)	7.04	7.01	6.84	6.78	7.09	6.91	6.74	7.23	6.97	6.94	6.82	6.94	
		Stride duration (s)	0.512	0.525	0.527	0.536	0.531	0.514	0.512	0.529	0.507	0.492	0.506	0.519	
		Stride efficiency (%)	77.36	76.76	73.13	71.92	78.66	74.71	70.90	81.72	75.97	75.24	72.72	75.27	
		Stride count	28.43	28.54	29.23	29.48	28.19	28.93	29.69	27.66	28.68	28.82	29.32	374.62	

10 m

Stride length

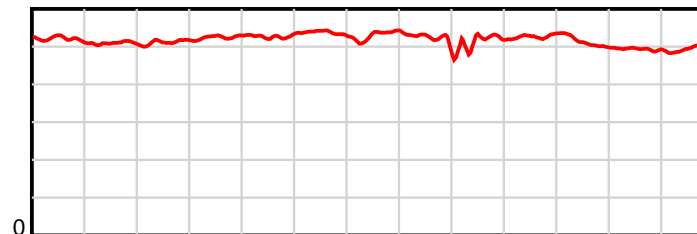


2600 m

Finish

0.6 s

Stride duration

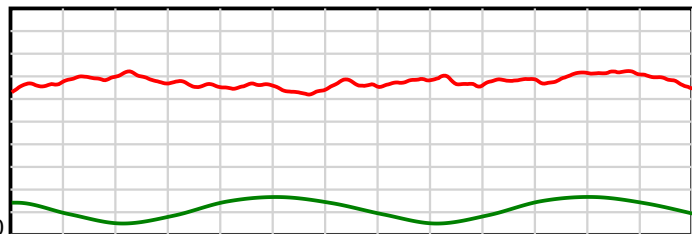


2600 m

Finish

20 m/sec

Speed

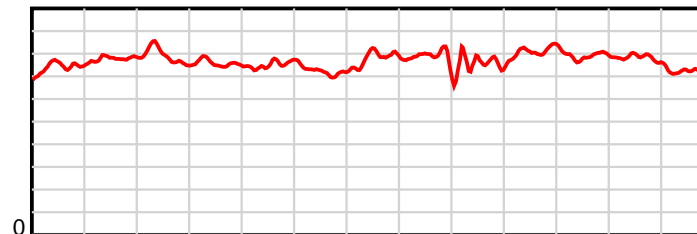


2600 m

Finish

100 %

Stride efficiency



2600 m

Finish

Note: Horizontal distance axis grid lines are 200m furlongs.

Disclaimer.

HRNZ and NZMTC and Thoroughbred Ratings Pty Ltd accepts no responsibility for the completeness or accuracy of any of the information contained herein, and makes no representations about its suitability for any particular purpose. Users should make their own judgements about those matters and/or seek independent advice. You assume all risks associated with use of the data provided on this page.



Race Results



March 01, 2020, Race 10, THANK YOU KIRSTEN MCNABB MOBILE PACE, Distance 2600m, Addington - Survey 3200m

Result	TAB no.	Horse (Barrier)	2600 to	2400m to
9th	12	Arocknathepar... (11)	2400m	2200m
		Position in running (margin)	-	9(8.9)
		Sectional time (s)	15.09	14.34
		Cumulative time (s)	194.55	179.46
		Speed (m/s)	13.25	13.95
		Stride length (m)	6.29	6.43
		Stride duration (s)	0.459	0.461
		Stride efficiency (%)	61.84	64.57
		Stride count	31.79	31.11

Disclaimer.

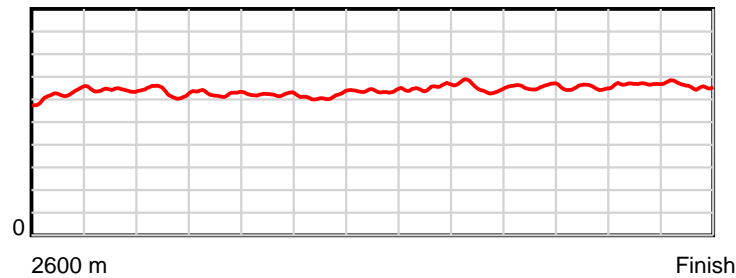
HRNZ and NZMTC and Thoroughbred Ratings Pty Ltd accepts no responsibility for the completeness or accuracy of any of the information contained herein, and makes no representations about its suitability for any particular purpose. Users should make their own judgements about those matters and/or seek independent advice. You assume all risks associated with use of the data provided on this page.

Race Results

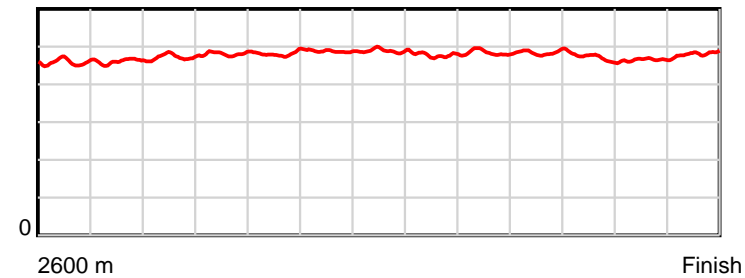
March 01, 2020, Race 10, THANK YOU KIRSTEN MCNABB MOBILE PACE, Distance 2600m, Addington - Survey 3200m

Result	TAB no.	Horse (Barrier)	2200m to	2000m to	1800m to	1600m to	1400m to	1200m to	1000m to	800m to	600m to	400m to	200m to	Total or	Margin
9th	12	Arocknatthepar... (11)	2000m	1800m	1600m	1400m	1200m	1000m	800m	600m	400m	200m	WP	Average	
		Position in running (margin)	8(10.8)	9(10.8)	10(10.3)	10(10.1)	11(9.8)	12(9.7)	12(10.6)	11(10.1)	11(9.8)	11(12.3)	11(11.6)		12.00
		Sectional time (s)	15.00	15.42	15.55	15.91	15.36	14.75	14.90	14.74	14.67	14.14	14.68		
		Cumulative time (s)	165.12	150.12	134.70	119.15	103.24	87.88	73.13	58.23	43.49	28.82	14.68	3:14.55	
		Speed (m/s)	13.33	12.97	12.86	12.57	13.02	13.56	13.42	13.57	13.63	14.14	13.62	13.36	
		Stride length (m)	6.30	6.23	6.19	6.13	6.37	6.48	6.49	6.58	6.42	6.58	6.57	6.39	
		Stride duration (s)	0.472	0.481	0.481	0.488	0.489	0.477	0.484	0.485	0.471	0.465	0.482	0.478	
		Stride efficiency (%)	61.97	60.74	59.88	58.78	63.45	65.52	65.80	67.70	64.49	67.65	67.36	63.73	
		Stride count	31.76	32.08	32.31	32.61	31.39	30.89	30.82	30.39	31.13	30.40	30.46	407.14	

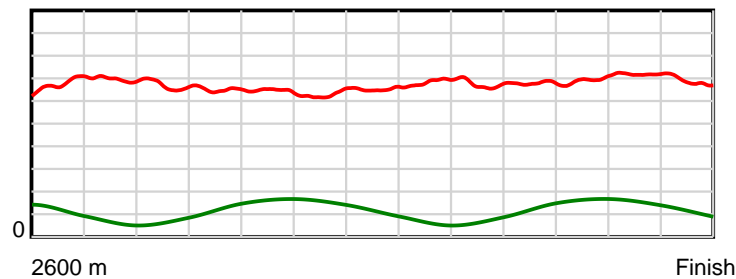
10 m Stride length



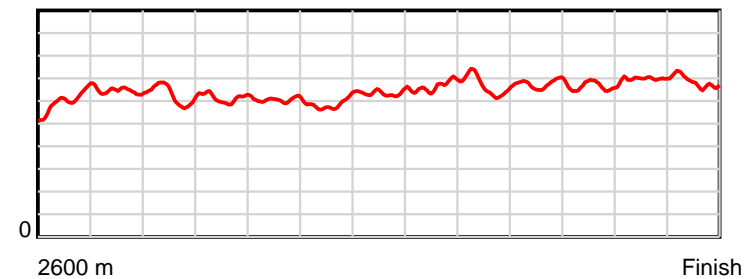
0.6 s Stride duration



20 m/sec Speed



100 % Stride efficiency



Note: Horizontal distance axis grid lines are 200m furlongs.

Disclaimer.

HRNZ and NZMTC and Thoroughbred Ratings Pty Ltd accepts no responsibility for the completeness or accuracy of any of the information contained herein, and makes no representations about its suitability for any particular purpose. Users should make their own judgements about those matters and/or seek independent advice. You assume all risks associated with use of the data provided on this page.



Race Results



March 01, 2020, Race 10, THANK YOU KIRSTEN MCNABB MOBILE PACE, Distance 2600m, Addington - Survey 3200m

Result	TAB no.	Horse (Barrier)	2600 to	2400m to
10th	4	Highland Reign (3)	2400m	2200m
		Position in running (margin)	-	5(3.9)
		Sectional time (s)	14.22	14.44
		Cumulative time (s)	194.61	180.39
		Speed (m/s)	14.06	13.85
		Stride length (m)	6.15	5.95
		Stride duration (s)	0.435	0.430
		Stride efficiency (%)	59.13	55.39
		Stride count	32.51	33.59

Disclaimer.

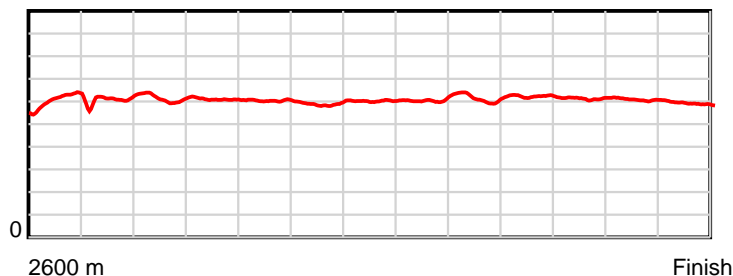
HRNZ and NZMTC and Thoroughbred Ratings Pty Ltd accepts no responsibility for the completeness or accuracy of any of the information contained herein, and makes no representations about its suitability for any particular purpose. Users should make their own judgements about those matters and/or seek independent advice. You assume all risks associated with use of the data provided on this page.

Race Results

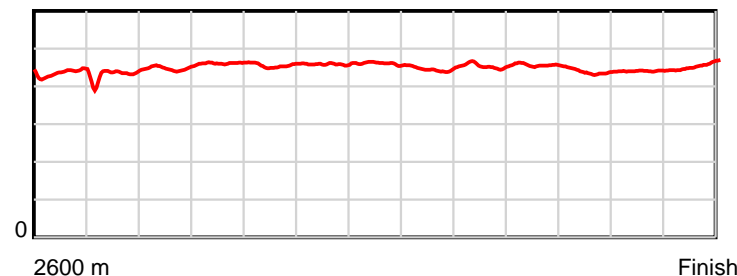
March 01, 2020, Race 10, THANK YOU KIRSTEN MCNABB MOBILE PACE, Distance 2600m, Addington - Survey 3200m

Result	TAB no.	Horse (Barrier)	2200m to	2000m to	1800m to	1600m to	1400m to	1200m to	1000m to	800m to	600m to	400m to	200m to	Total or	Margin
10th	4	Highland Reign (3)	2000m	1800m	1600m	1400m	1200m	1000m	800m	600m	400m	200m	WP	Average	
		Position in running (margin)	5(6.4)	4(5.2)	3(3.0)	3(2.4)	3(1.7)	3(1.6)	4(3.2)	4(3.4)	4(3.0)	5(4.8)	5(7.7)		12.30
		Sectional time (s)	14.79	15.14	15.48	15.85	15.35	14.86	15.03	14.72	14.55	14.73	15.45		
		Cumulative time (s)	165.95	151.16	136.02	120.54	104.69	89.34	74.48	59.45	44.73	30.18	15.45	3:14.61	
		Speed (m/s)	13.52	13.21	12.92	12.62	13.03	13.46	13.31	13.59	13.75	13.58	12.94	13.36	
		Stride length (m)	6.05	6.09	5.88	5.79	6.00	6.00	6.04	6.20	6.02	5.99	5.89	6.00	
		Stride duration (s)	0.448	0.461	0.455	0.459	0.460	0.446	0.454	0.456	0.438	0.441	0.455	0.449	
		Stride efficiency (%)	57.27	58.02	54.03	52.39	56.20	56.20	56.95	60.02	56.66	55.99	54.27	56.30	
		Stride count	33.04	32.82	34.01	34.54	33.35	33.35	33.13	32.27	33.21	33.41	33.94	433.17	

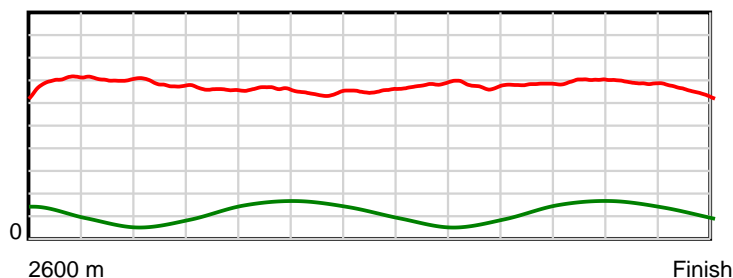
10 m Stride length



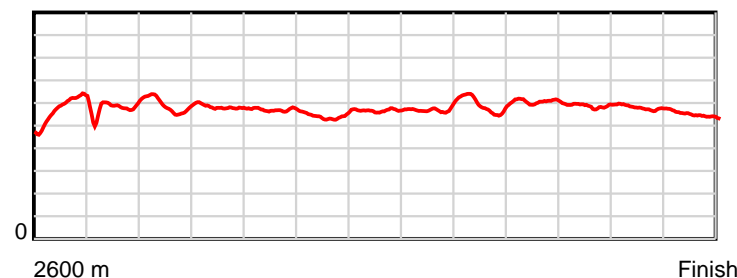
0.6 s Stride duration



20 m/sec Speed



100 % Stride efficiency



Note: Horizontal distance axis grid lines are 200m furlongs.

Disclaimer.

HRNZ and NZMTC and Thoroughbred Ratings Pty Ltd accepts no responsibility for the completeness or accuracy of any of the information contained herein, and makes no representations about its suitability for any particular purpose. Users should make their own judgements about those matters and/or seek independent advice. You assume all risks associated with use of the data provided on this page.



Race Results



March 01, 2020, Race 10, THANK YOU KIRSTEN MCNABB MOBILE PACE, Distance 2600m, Addington - Survey 3200m

Result	TAB no.	Horse (Barrier)	2600 to	2400m to
11th	11	The Kaik (10)	2400m	2200m
		Position in running (margin)	-	7(5.7)
		Sectional time (s)	14.49	14.51
		Cumulative time (s)	194.88	180.39
		Speed (m/s)	13.80	13.78
		Stride length (m)	6.09	6.07
		Stride duration (s)	0.426	0.440
		Stride efficiency (%)	57.87	57.59
		Stride count	32.87	32.95

Disclaimer.

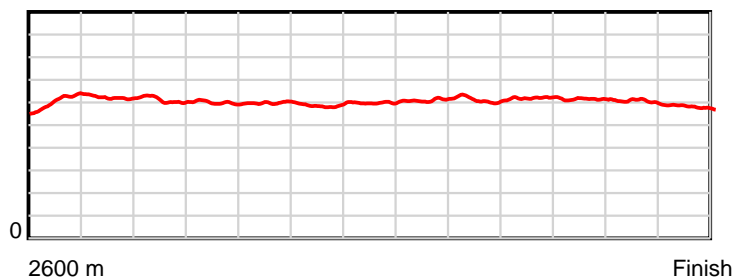
HRNZ and NZMTC and Thoroughbred Ratings Pty Ltd accepts no responsibility for the completeness or accuracy of any of the information contained herein, and makes no representations about its suitability for any particular purpose. Users should make their own judgements about those matters and/or seek independent advice. You assume all risks associated with use of the data provided on this page.

Race Results

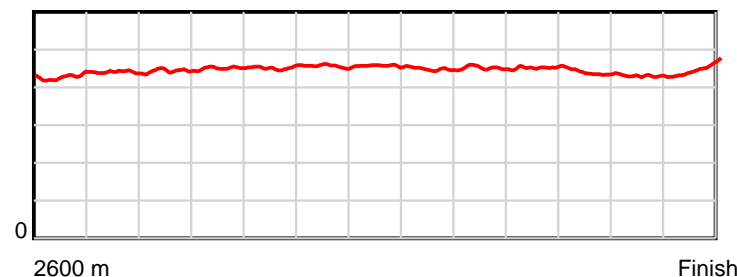
March 01, 2020, Race 10, THANK YOU KIRSTEN MCNABB MOBILE PACE, Distance 2600m, Addington - Survey 3200m

Result	TAB no.	Horse (Barrier)	2200m to	2000m to	1800m to	1600m to	1400m to	1200m to	1000m to	800m to	600m to	400m to	200m to	Total or	Margin
11th	11	The Kaik (10)	2000m	1800m	1600m	1400m	1200m	1000m	800m	600m	400m	200m	WP	Average	
		Position in running (margin)	6(8.6)	6(7.6)	5(4.9)	5(4.6)	4(3.4)	5(3.2)	6(4.7)	6(5.4)	6(4.9)	7(6.7)	7(8.1)		13.80
		Sectional time (s)	14.82	15.06	15.53	15.75	15.35	14.84	15.12	14.70	14.55	14.48	15.68		
		Cumulative time (s)	165.88	151.06	136.00	120.47	104.72	89.37	74.53	59.41	44.71	30.16	15.68	3:14.88	
		Speed (m/s)	13.50	13.28	12.88	12.70	13.03	13.48	13.23	13.61	13.75	13.81	12.76	13.34	
		Stride length (m)	5.99	5.99	5.82	5.79	5.96	6.04	5.97	6.16	6.02	5.94	5.76	5.96	
		Stride duration (s)	0.444	0.451	0.452	0.456	0.457	0.448	0.451	0.452	0.438	0.430	0.451	0.447	
		Stride efficiency (%)	56.06	56.01	52.88	52.39	55.43	56.94	55.72	59.23	56.69	55.05	51.77	55.60	
		Stride count	33.39	33.41	34.38	34.54	33.58	33.13	33.49	32.49	33.21	33.70	34.75	435.89	

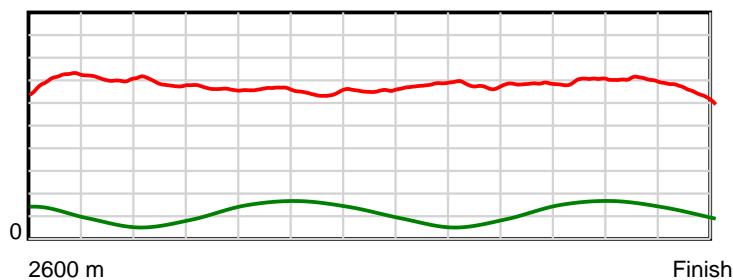
10 m Stride length



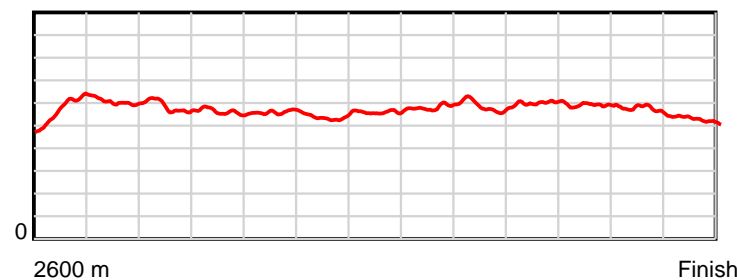
0.6 s Stride duration



20 m/sec Speed



100 % Stride efficiency



Note: Horizontal distance axis grid lines are 200m furlongs.

Disclaimer.

HRNZ and NZMTC and Thoroughbred Ratings Pty Ltd accepts no responsibility for the completeness or accuracy of any of the information contained herein, and makes no representations about its suitability for any particular purpose. Users should make their own judgements about those matters and/or seek independent advice. You assume all risks associated with use of the data provided on this page.



Race Results



March 01, 2020, Race 10, THANK YOU KIRSTEN MCNABB MOBILE PACE, Distance 2600m, Addington - Survey 3200m

Result	TAB no.	Horse (Barrier)	2600 to	2400m to
12th	3	Pat Campbell (2)	2400m	2200m
		Position in running (margin)	-	12(15.3)
		Sectional time (s)	16.05	14.56
		Cumulative time (s)	199.04	182.99
		Speed (m/s)	12.46	13.74
		Stride length (m)	6.36	6.18
		Stride duration (s)	0.448	0.450
		Stride efficiency (%)	63.20	59.62
		Stride count	31.45	32.38

Disclaimer.

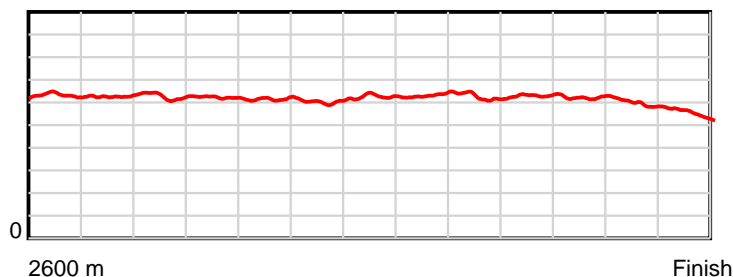
HRNZ and NZMTC and Thoroughbred Ratings Pty Ltd accepts no responsibility for the completeness or accuracy of any of the information contained herein, and makes no representations about its suitability for any particular purpose. Users should make their own judgements about those matters and/or seek independent advice. You assume all risks associated with use of the data provided on this page.

Race Results

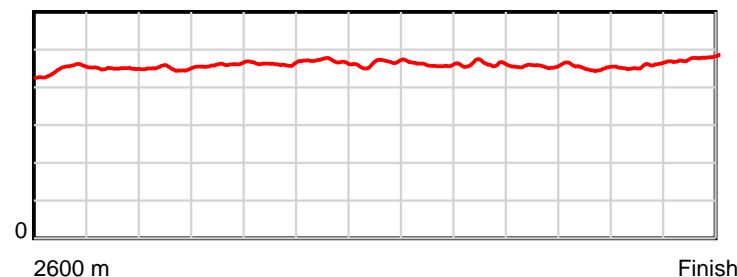
March 01, 2020, Race 10, THANK YOU KIRSTEN MCNABB MOBILE PACE, Distance 2600m, Addington - Survey 3200m

Result	TAB no.	Horse (Barrier)	2200m to	2000m to	1800m to	1600m to	1400m to	1200m to	1000m to	800m to	600m to	400m to	200m to	Total or	Margin
12th	3	Pat Campbell (2)	2000m	1800m	1600m	1400m	1200m	1000m	800m	600m	400m	200m	WP	Average	
		Position in running (margin)	12(18.6)	12(16.4)	12(12.7)	12(12.2)	12(11.1)	11(8.6)	11(10.3)	12(11.7)	12(10.4)	12(14.6)	12(22.1)		36.30
		Sectional time (s)	14.64	14.89	15.51	15.77	14.95	14.87	15.23	14.57	14.96	15.49	17.55		
		Cumulative time (s)	168.43	153.79	138.90	123.39	107.62	92.67	77.80	62.57	48.00	33.04	17.55	3:19.04	
		Speed (m/s)	13.66	13.43	12.89	12.68	13.38	13.45	13.13	13.73	13.37	12.91	11.40	13.06	
		Stride length (m)	6.15	6.18	5.96	5.96	6.22	6.19	6.06	6.27	6.04	5.91	5.44	6.06	
		Stride duration (s)	0.450	0.460	0.462	0.470	0.465	0.460	0.461	0.457	0.452	0.458	0.477	0.464	
		Stride efficiency (%)	59.09	59.66	55.52	55.57	60.40	59.83	57.38	61.38	56.99	54.57	46.16	57.40	
		Stride count	32.52	32.37	33.55	33.54	32.17	32.32	33.01	31.91	33.12	33.85	36.80	428.99	

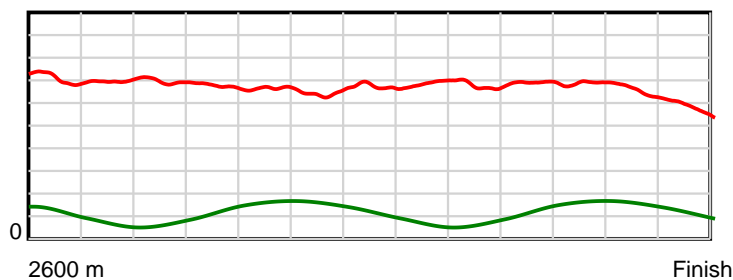
10 m Stride length



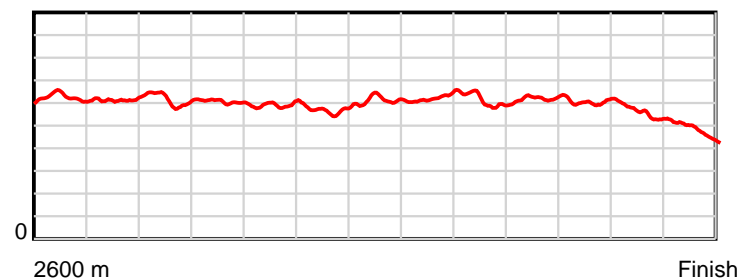
0.6 s Stride duration



20 m/sec Speed



100 % Stride efficiency



Note: Horizontal distance axis grid lines are 200m furlongs.

Disclaimer.

HRNZ and NZMTC and Thoroughbred Ratings Pty Ltd accepts no responsibility for the completeness or accuracy of any of the information contained herein, and makes no representations about its suitability for any particular purpose. Users should make their own judgements about those matters and/or seek independent advice. You assume all risks associated with use of the data provided on this page.