



## Race Results

NZ Metropolitan Trotting Club Inc, HRNZ, May 28, 2020

Compilation date: May 28, 2020, 4:28:30 PM (NZST)

Copyright © 2020 HRNZ and NZMTC. All rights reserved.

### Trademarks.

StrideMASTER is a registered trademark of Thoroughbred Ratings Pty Ltd.

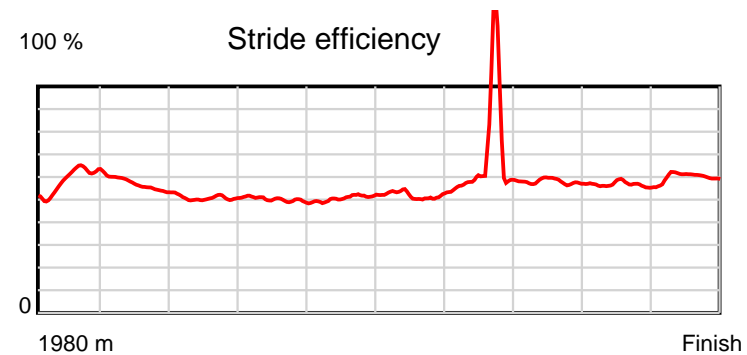
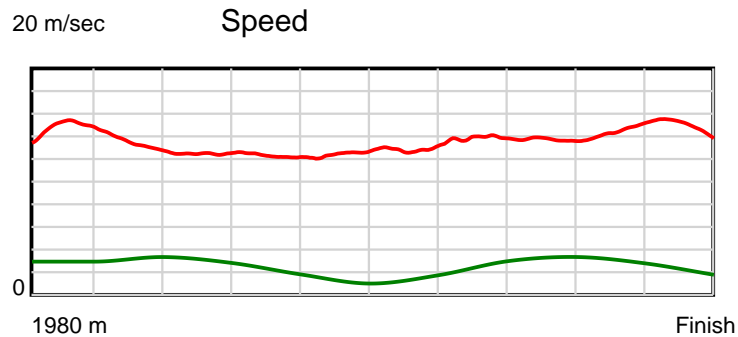
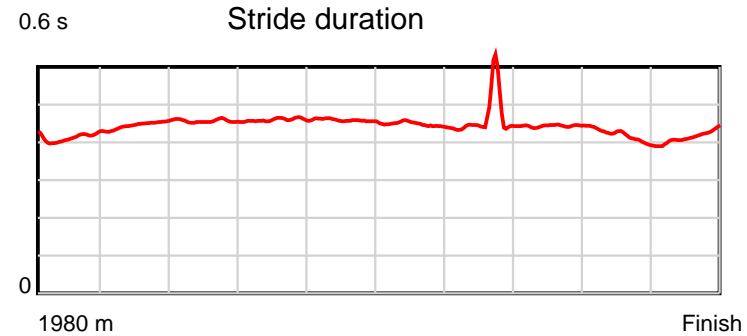
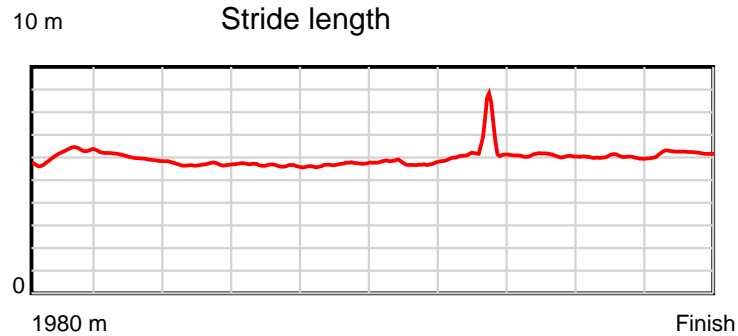
### Disclaimer.

HRNZ and NZMTC and Thoroughbred Ratings Pty Ltd accepts no responsibility for the completeness or accuracy of any of the information contained herein, and makes no representations about its suitability for any particular purpose. Users should make their own judgements about those matters and/or seek independent advice. You assume all risks associated with use of the data provided on this page.

# Race Results

May 28, 2020, Race 9, DUNSTAN REMEMBERING MONKEY KING MOBILE PACE, Distance 1980m, Addington - Survey 1980m

Result	TAB no.	Horse (Barrier)	1980 to	1800m to	1600m to	1400m to	1200m to	1000m to	800m to	600m to	400m to	200m to	Total or	Margin
1st	5	<b>Longview Lady (4)</b>	<b>1800m</b>	<b>1600m</b>	<b>1400m</b>	<b>1200m</b>	<b>1000m</b>	<b>800m</b>	<b>600m</b>	<b>400m</b>	<b>200m</b>	<b>WP</b>	<b>Average</b>	
		Position in running (margin)	-	2(0.3)	2(2.1)	2(1.8)	2(1.8)	2(2.0)	2(1.7)	3(1.8)	2(1.9)	2(0.9)		0.00
		Sectional time (s)	12.08	14.90	16.04	16.09	15.99	15.26	14.34	14.60	13.95	13.50		
		Cumulative time (s)	146.75	134.67	119.77	103.73	87.64	71.65	56.39	42.05	27.45	13.50	2:26.75	
		Speed (m/s)	14.90	13.42	12.47	12.43	12.51	13.11	13.95	13.70	14.34	14.81	13.49	
		Stride length (m)	6.19	5.99	5.69	5.71	5.73	5.87	6.38	6.08	5.98	6.18	5.97	
		Stride duration (s)	0.412	0.446	0.457	0.459	0.458	0.448	0.457	0.444	0.417	0.417	0.442	
		Stride efficiency (%)	59.83	56.16	50.65	50.94	51.32	53.87	63.62	57.76	55.81	59.61	55.69	
		Stride count	29.09	33.36	35.13	35.03	34.90	34.06	31.34	32.90	33.47	32.38	331.66	



Note: Horizontal distance axis grid lines are 200m furlongs.

#### Disclaimer.

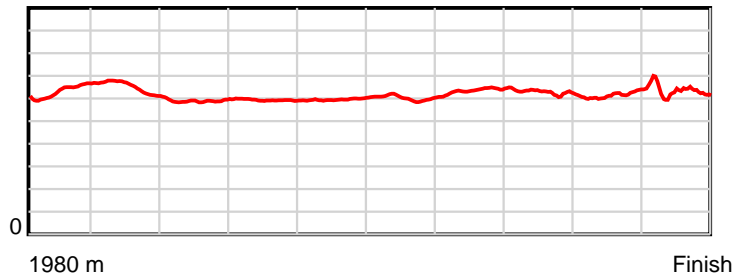
HRNZ and NZMTC and Thoroughbred Ratings Pty Ltd accepts no responsibility for the completeness or accuracy of any of the information contained herein, and makes no representations about its suitability for any particular purpose. Users should make their own judgements about those matters and/or seek independent advice. You assume all risks associated with use of the data provided on this page.

# Race Results

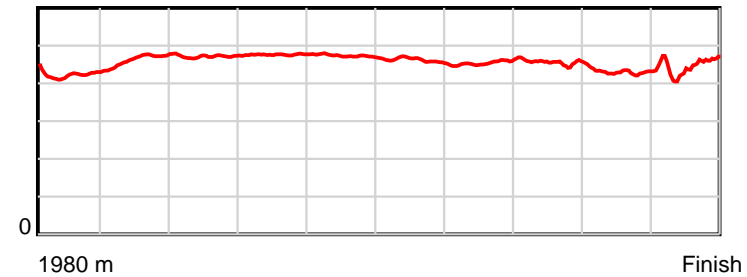
May 28, 2020, Race 9, DUNSTAN REMEMBERING MONKEY KING MOBILE PACE, Distance 1980m, Addington - Survey 1980m

Result	TAB no.	Horse (Barrier)	1980 to	1800m to	1600m to	1400m to	1200m to	1000m to	800m to	600m to	400m to	200m to	Total or	Margin
2nd	8	<b>Skippons Deligh... (7)</b>	<b>1800m</b>	<b>1600m</b>	<b>1400m</b>	<b>1200m</b>	<b>1000m</b>	<b>800m</b>	<b>600m</b>	<b>400m</b>	<b>200m</b>	<b>WP</b>	<b>Average</b>	
		Position in running (margin)	-	1(0.0)	1(0.0)	1(0.0)	1(0.0)	1(0.0)	1(0.0)	1(0.0)	1(0.0)	1(0.0)		3.40
		Sectional time (s)	11.91	14.60	16.10	16.08	15.97	15.31	14.32	14.59	14.12	14.35		
		Cumulative time (s)	147.35	135.44	120.84	104.74	88.66	72.69	57.38	43.06	28.47	14.35	2:27.35	
		Speed (m/s)	15.12	13.70	12.42	12.44	12.52	13.06	13.97	13.71	14.16	13.94	13.44	
		Stride length (m)	6.32	6.37	5.85	5.93	5.92	6.03	6.34	6.22	6.03	6.14	6.11	
		Stride duration (s)	0.422	0.465	0.471	0.477	0.472	0.461	0.454	0.454	0.426	0.440	0.454	
		Stride efficiency (%)	62.44	63.32	53.40	54.93	54.70	56.81	62.89	60.42	56.88	58.90	58.28	
		Stride count	28.48	31.42	34.21	33.73	33.80	33.17	31.53	32.16	33.15	32.58	324.23	

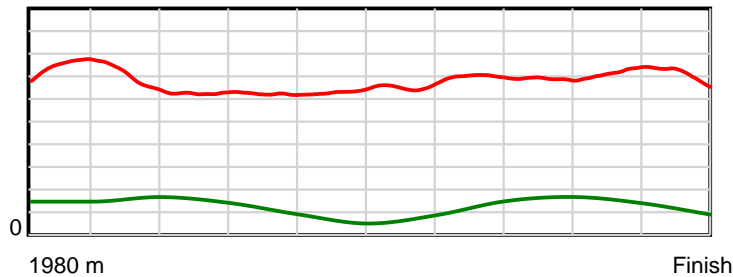
10 m Stride length



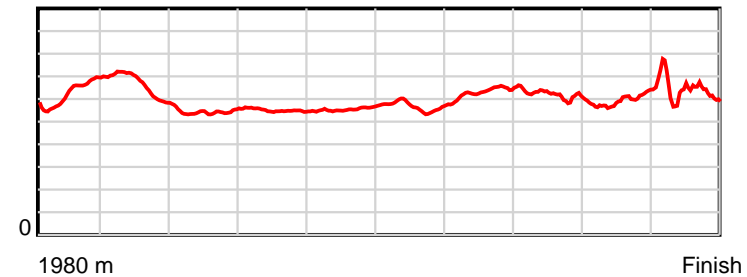
0.6 s Stride duration



20 m/sec Speed



100 % Stride efficiency



Note: Horizontal distance axis grid lines are 200m furlongs.

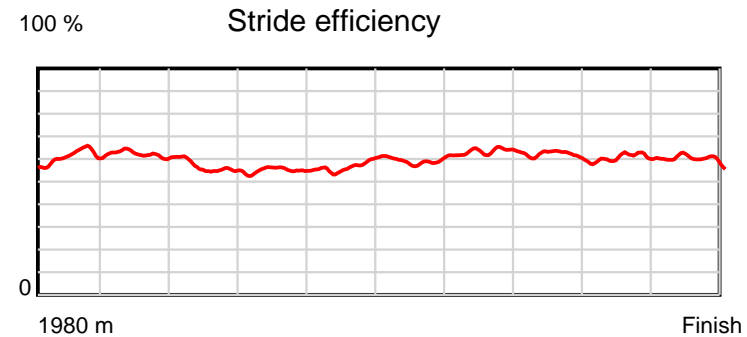
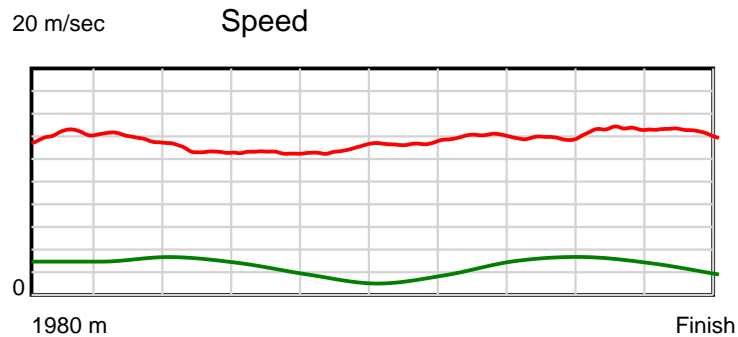
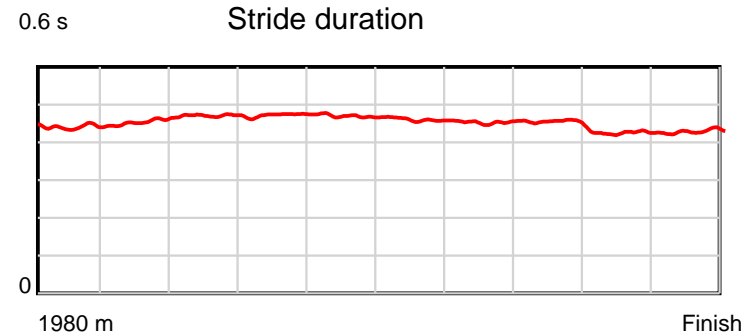
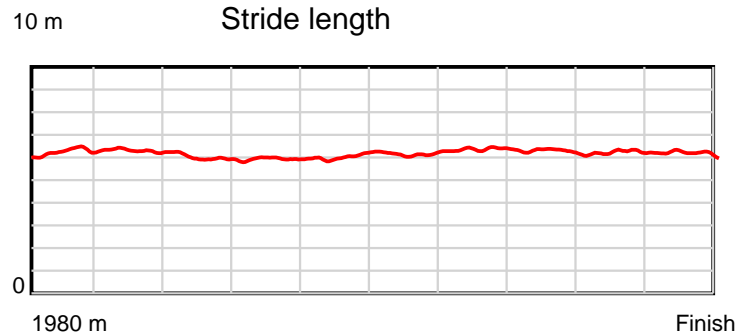
## Disclaimer.

HRNZ and NZMTC and Thoroughbred Ratings Pty Ltd accepts no responsibility for the completeness or accuracy of any of the information contained herein, and makes no representations about its suitability for any particular purpose. Users should make their own judgements about those matters and/or seek independent advice. You assume all risks associated with use of the data provided on this page.

# Race Results

May 28, 2020, Race 9, DUNSTAN REMEMBERING MONKEY KING MOBILE PACE, Distance 1980m, Addington - Survey 1980m

Result	TAB no.	Horse (Barrier)	1980 to	1800m to	1600m to	1400m to	1200m to	1000m to	800m to	600m to	400m to	200m to	Total or	Margin
3rd	7	Scared Stiff (6)	1800m	1600m	1400m	1200m	1000m	800m	600m	400m	200m	WP	Average	
		Position in running (margin)	-	6(5.1)	6(5.4)	5(5.4)	5(4.8)	5(4.9)	5(3.7)	4(3.3)	5(3.8)	3(3.1)		4.30
		Sectional time (s)	12.72	14.66	16.09	15.98	15.98	15.10	14.26	14.68	14.00	14.05		
		Cumulative time (s)	147.52	134.80	120.14	104.05	88.07	72.09	56.99	42.73	28.05	14.05	2:27.52	
		Speed (m/s)	14.15	13.64	12.43	12.52	12.52	13.25	14.03	13.62	14.29	14.23	13.42	
		Stride length (m)	6.24	6.19	5.86	5.90	5.88	6.09	6.36	6.16	6.07	6.11	6.08	
		Stride duration (s)	0.440	0.454	0.471	0.472	0.470	0.460	0.453	0.452	0.425	0.429	0.453	
		Stride efficiency (%)	60.83	59.93	53.57	54.42	54.01	58.03	63.14	59.37	57.66	58.39	57.79	
		Stride count	28.85	32.29	34.16	33.89	34.02	32.82	31.46	32.45	32.92	32.72	325.58	



Note: Horizontal distance axis grid lines are 200m furlongs.

#### Disclaimer.

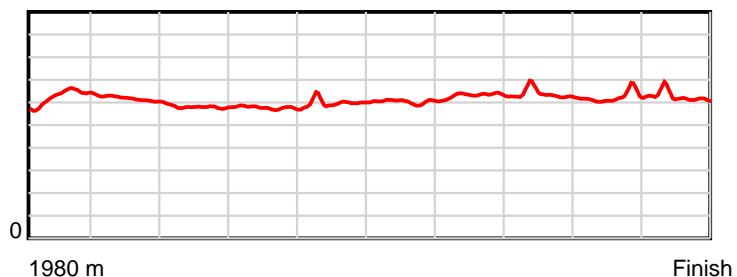
HRNZ and NZMTC and Thoroughbred Ratings Pty Ltd accepts no responsibility for the completeness or accuracy of any of the information contained herein, and makes no representations about its suitability for any particular purpose. Users should make their own judgements about those matters and/or seek independent advice. You assume all risks associated with use of the data provided on this page.

# Race Results

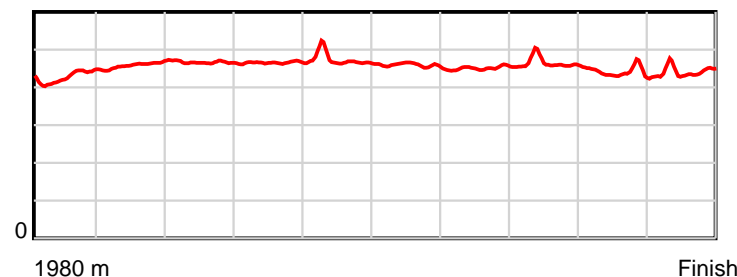
May 28, 2020, Race 9, DUNSTAN REMEMBERING MONKEY KING MOBILE PACE, Distance 1980m, Addington - Survey 1980m

Result	TAB no.	Horse (Barrier)	1980 to	1800m to	1600m to	1400m to	1200m to	1000m to	800m to	600m to	400m to	200m to	Total or	Margin
4th	4	Changearound (3)	1800m	1600m	1400m	1200m	1000m	800m	600m	400m	200m	WP	Average	
		Position in running (margin)	-	3(1.5)	3(3.3)	4(3.7)	4(3.7)	4(3.9)	4(3.6)	5(3.7)	4(3.2)	4(3.3)		6.50
		Sectional time (s)	12.33	14.90	16.17	16.08	16.00	15.26	14.34	14.51	14.14	14.19		
		Cumulative time (s)	147.92	135.59	120.69	104.52	88.44	72.44	57.18	42.84	28.33	14.19	2:27.92	
		Speed (m/s)	14.60	13.42	12.37	12.44	12.50	13.11	13.95	13.78	14.14	14.09	13.39	
		Stride length (m)	6.30	6.16	5.76	5.78	5.89	6.01	6.29	6.37	6.20	6.21	6.09	
		Stride duration (s)	0.428	0.459	0.466	0.465	0.472	0.458	0.451	0.462	0.438	0.441	0.455	
		Stride efficiency (%)	61.95	59.35	51.93	52.19	54.26	56.42	61.84	63.40	60.05	60.29	57.92	
		Stride count	28.59	32.45	34.69	34.61	33.94	33.29	31.79	31.40	32.26	32.20	325.22	

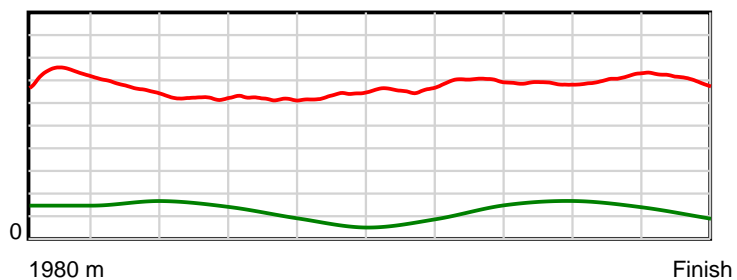
10 m Stride length



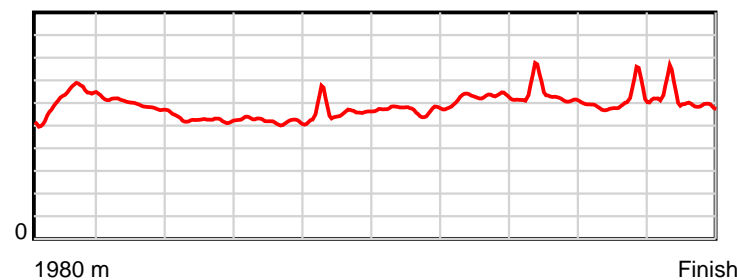
0.6 s Stride duration



20 m/sec Speed



100 % Stride efficiency



Note: Horizontal distance axis grid lines are 200m furlongs.

**Disclaimer.**

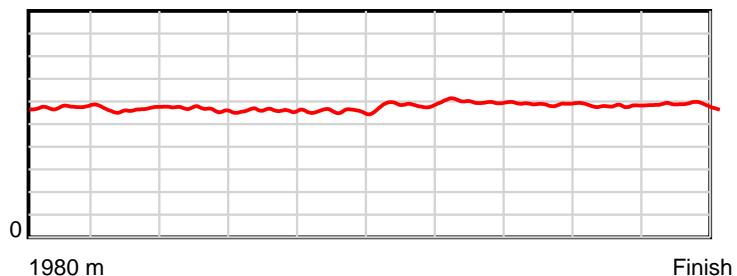
HRNZ and NZMTC and Thoroughbred Ratings Pty Ltd accepts no responsibility for the completeness or accuracy of any of the information contained herein, and makes no representations about its suitability for any particular purpose. Users should make their own judgements about those matters and/or seek independent advice. You assume all risks associated with use of the data provided on this page.

# Race Results

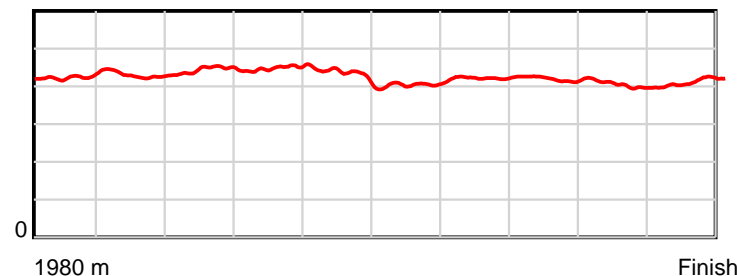
May 28, 2020, Race 9, DUNSTAN REMEMBERING MONKEY KING MOBILE PACE, Distance 1980m, Addington - Survey 1980m

Result	TAB no.	Horse (Barrier)	1980 to	1800m to	1600m to	1400m to	1200m to	1000m to	800m to	600m to	400m to	200m to	Total or	Margin
5th	13	Mossdale Lotte... (12)	1800m	1600m	1400m	1200m	1000m	800m	600m	400m	200m	WP	Average	
		Position in running (margin)	-	11(9.9)	11(14.3)	11(13.4)	12(12.7)	12(12.4)	8(6.0)	6(4.8)	6(4.5)	5(5.2)		8.00
		Sectional time (s)	13.70	15.34	15.94	15.96	15.93	14.24	14.12	14.54	14.24	14.18		
		Cumulative time (s)	148.19	134.49	119.15	103.21	87.25	71.32	57.08	42.96	28.42	14.18	2:28.19	
		Speed (m/s)	13.14	13.04	12.55	12.53	12.55	14.04	14.16	13.76	14.04	14.10	13.36	
		Stride length (m)	5.76	5.62	5.57	5.62	5.43	5.70	5.98	5.77	5.66	5.82	5.69	
		Stride duration (s)	0.424	0.431	0.444	0.448	0.433	0.406	0.422	0.420	0.403	0.413	0.426	
		Stride efficiency (%)	51.93	49.29	48.41	49.37	46.12	50.70	55.94	52.06	50.10	53.01	50.59	
		Stride count	31.22	35.61	35.93	35.58	36.81	35.11	33.43	34.65	35.32	34.34	348.00	

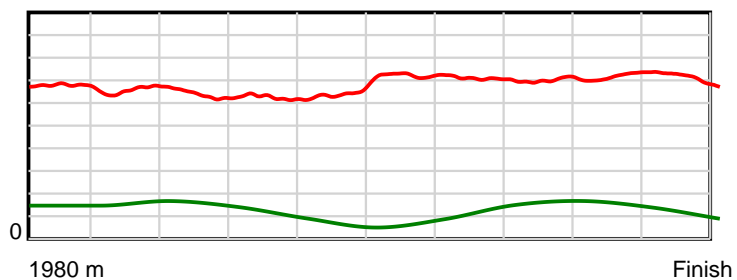
10 m Stride length



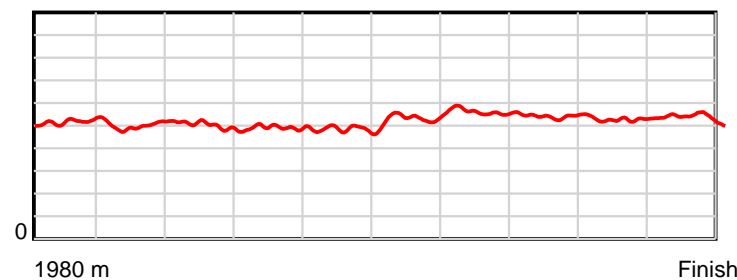
0.6 s Stride duration



20 m/sec Speed



100 % Stride efficiency



Note: Horizontal distance axis grid lines are 200m furlongs.

**Disclaimer.**

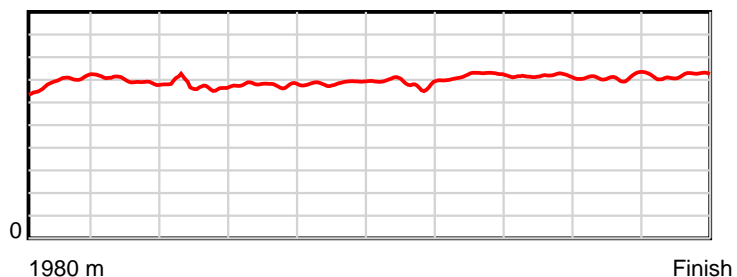
HRNZ and NZMTC and Thoroughbred Ratings Pty Ltd accepts no responsibility for the completeness or accuracy of any of the information contained herein, and makes no representations about its suitability for any particular purpose. Users should make their own judgements about those matters and/or seek independent advice. You assume all risks associated with use of the data provided on this page.

# Race Results

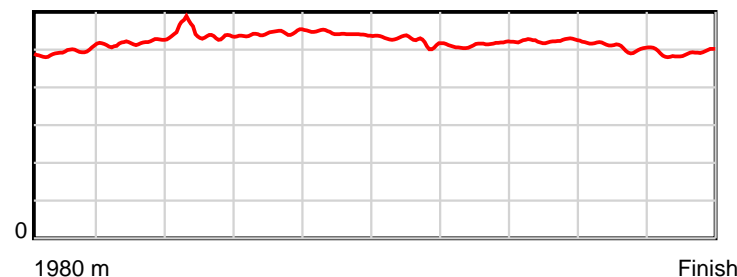
May 28, 2020, Race 9, DUNSTAN REMEMBERING MONKEY KING MOBILE PACE, Distance 1980m, Addington - Survey 1980m

Result	TAB no.	Horse (Barrier)	1980 to	1800m to	1600m to	1400m to	1200m to	1000m to	800m to	600m to	400m to	200m to	Total or	Margin
6th	1	<b>Bossmaro (1)</b>	<b>1800m</b>	<b>1600m</b>	<b>1400m</b>	<b>1200m</b>	<b>1000m</b>	<b>800m</b>	<b>600m</b>	<b>400m</b>	<b>200m</b>	<b>WP</b>	<b>Average</b>	
		Position in running (margin)	-	7(5.6)	7(6.7)	8(8.0)	8(8.0)	8(7.8)	9(7.3)	11(7.1)	12(7.4)	9(8.5)		8.20
		Sectional time (s)	13.06	14.78	16.32	16.08	15.93	15.22	14.28	14.64	14.31	13.61		
		Cumulative time (s)	148.23	135.17	120.39	104.07	87.99	72.06	56.84	42.56	27.92	13.61	2:28.23	
		Speed (m/s)	13.78	13.53	12.25	12.44	12.55	13.14	14.01	13.66	13.98	14.70	13.36	
		Stride length (m)	6.95	7.01	6.59	6.77	6.81	6.87	7.19	7.16	7.09	7.22	6.96	
		Stride duration (s)	0.496	0.518	0.538	0.544	0.543	0.523	0.513	0.524	0.507	0.491	0.521	
		Stride efficiency (%)	75.54	76.80	67.82	71.54	72.52	73.76	80.72	80.09	78.56	81.41	75.69	
		Stride count	25.89	28.53	30.36	29.56	29.36	29.11	27.83	27.94	28.21	27.71	284.50	

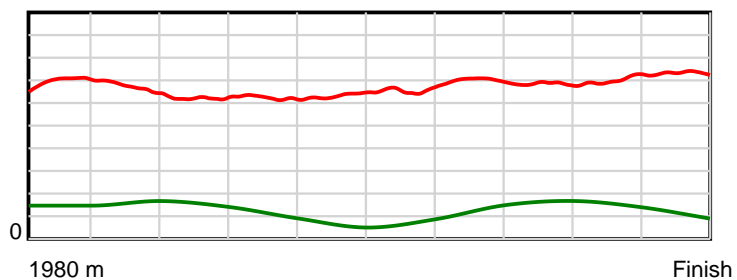
10 m Stride length



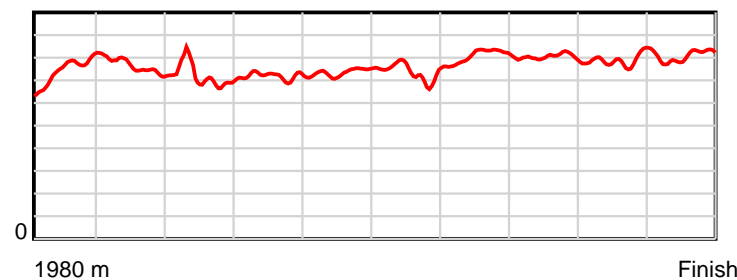
0.6 s Stride duration



20 m/sec Speed



100 % Stride efficiency



Note: Horizontal distance axis grid lines are 200m furlongs.

## Disclaimer.

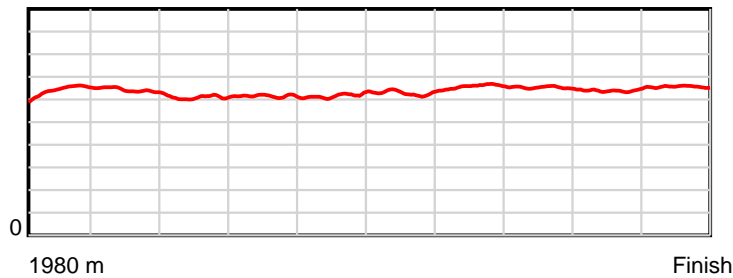
HRNZ and NZMTC and Thoroughbred Ratings Pty Ltd accepts no responsibility for the completeness or accuracy of any of the information contained herein, and makes no representations about its suitability for any particular purpose. Users should make their own judgements about those matters and/or seek independent advice. You assume all risks associated with use of the data provided on this page.

# Race Results

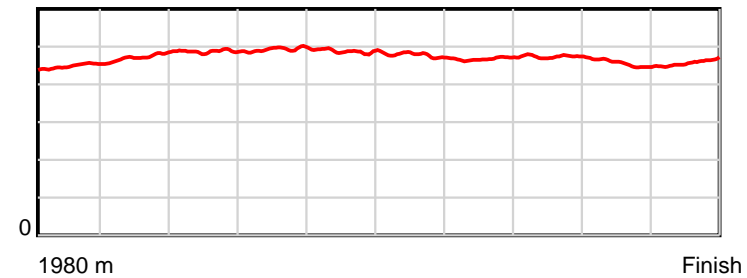
May 28, 2020, Race 9, DUNSTAN REMEMBERING MONKEY KING MOBILE PACE, Distance 1980m, Addington - Survey 1980m

Result	TAB no.	Horse (Barrier)	1980 to	1800m to	1600m to	1400m to	1200m to	1000m to	800m to	600m to	400m to	200m to	Total or	Margin
7th	3	<b>Maggie (2)</b>	<b>1800m</b>	<b>1600m</b>	<b>1400m</b>	<b>1200m</b>	<b>1000m</b>	<b>800m</b>	<b>600m</b>	<b>400m</b>	<b>200m</b>	<b>WP</b>	<b>Average</b>	
		Position in running (margin)	-	5(3.9)	5(5.3)	6(5.5)	6(5.7)	6(6.0)	6(5.5)	7(5.4)	7(5.5)	6(6.3)		8.70
		Sectional time (s)	12.84	14.85	16.13	16.10	16.02	15.23	14.30	14.60	14.27	13.97		
		Cumulative time (s)	148.31	135.47	120.62	104.49	88.39	72.37	57.14	42.84	28.24	13.97	2:28.31	
		Speed (m/s)	14.02	13.47	12.40	12.42	12.48	13.13	13.99	13.70	14.02	14.32	13.35	
		Stride length (m)	6.45	6.37	6.04	6.12	6.08	6.26	6.54	6.49	6.39	6.57	6.33	
		Stride duration (s)	0.449	0.473	0.487	0.493	0.487	0.477	0.467	0.474	0.455	0.459	0.474	
		Stride efficiency (%)	65.07	63.47	57.00	58.59	57.75	61.32	66.78	65.80	63.71	67.51	62.52	
		Stride count	27.89	31.38	33.11	32.66	32.90	31.93	30.59	30.82	31.32	30.43	313.03	

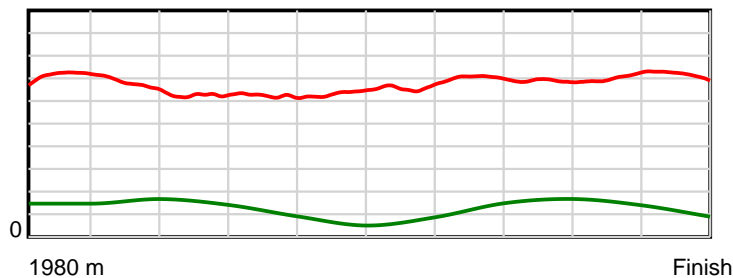
10 m Stride length



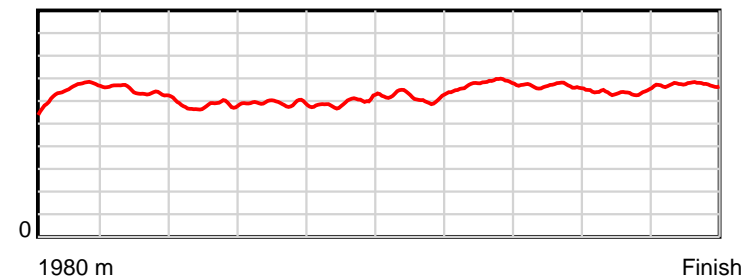
0.6 s Stride duration



20 m/sec Speed



100 % Stride efficiency



Note: Horizontal distance axis grid lines are 200m furlongs.

## Disclaimer.

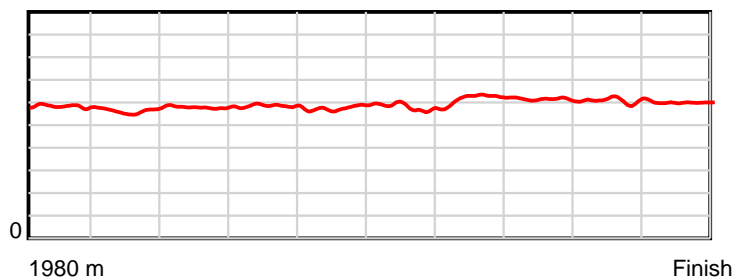
HRNZ and NZMTC and Thoroughbred Ratings Pty Ltd accepts no responsibility for the completeness or accuracy of any of the information contained herein, and makes no representations about its suitability for any particular purpose. Users should make their own judgements about those matters and/or seek independent advice. You assume all risks associated with use of the data provided on this page.

# Race Results

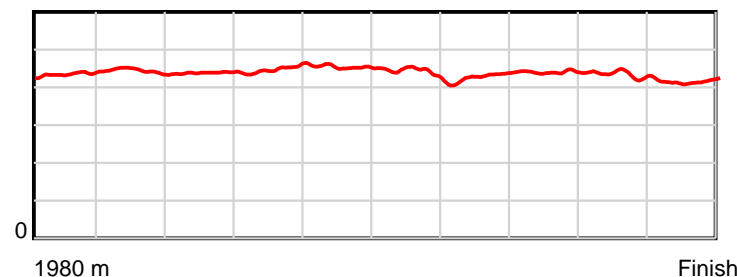
May 28, 2020, Race 9, DUNSTAN REMEMBERING MONKEY KING MOBILE PACE, Distance 1980m, Addington - Survey 1980m

Result	TAB no.	Horse (Barrier)	1980 to	1800m to	1600m to	1400m to	1200m to	1000m to	800m to	600m to	400m to	200m to	Total or	Margin
8th	9	<b>Dynamite (8)</b>	<b>1800m</b>	<b>1600m</b>	<b>1400m</b>	<b>1200m</b>	<b>1000m</b>	<b>800m</b>	<b>600m</b>	<b>400m</b>	<b>200m</b>	<b>WP</b>	<b>Average</b>	
		Position in running (margin)	-	12(10.1)	13(19.5)	12(14.4)	10(10.0)	10(9.4)	12(9.4)	10(6.6)	11(7.3)	11(10.1)		10.20
		Sectional time (s)	13.72	16.17	15.23	15.35	15.86	15.30	13.87	14.70	14.59	13.80		
		Cumulative time (s)	148.59	134.87	118.70	103.47	88.12	72.26	56.96	43.09	28.39	13.80	2:28.59	
		Speed (m/s)	13.12	12.37	13.13	13.03	12.61	13.07	14.42	13.61	13.71	14.49	13.33	
		Stride length (m)	5.82	5.49	5.76	5.84	5.72	5.77	6.17	5.99	5.95	6.02	5.85	
		Stride duration (s)	0.436	0.444	0.439	0.448	0.454	0.441	0.428	0.440	0.434	0.415	0.439	
		Stride efficiency (%)	52.98	47.10	51.82	53.26	51.14	52.01	59.40	56.08	55.28	56.59	53.42	
		Stride count	30.91	36.43	34.73	34.26	34.96	34.67	32.44	33.39	33.62	33.23	338.64	

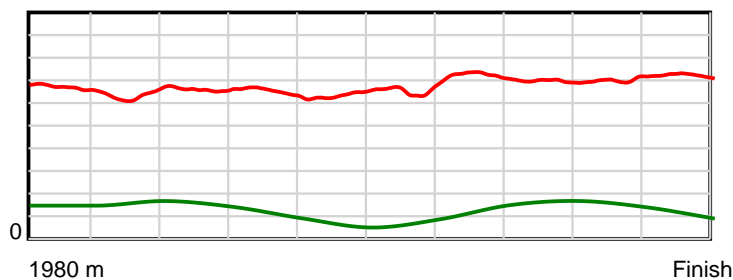
10 m Stride length



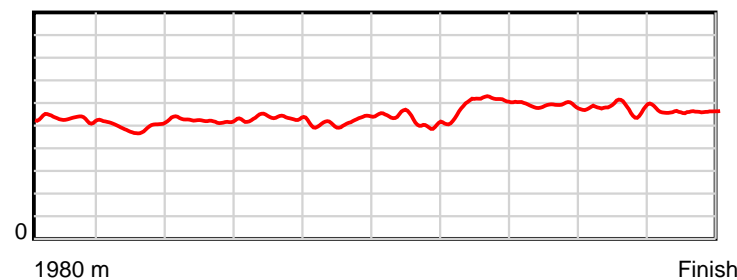
0.6 s Stride duration



20 m/sec Speed



100 % Stride efficiency



Note: Horizontal distance axis grid lines are 200m furlongs.

**Disclaimer.**

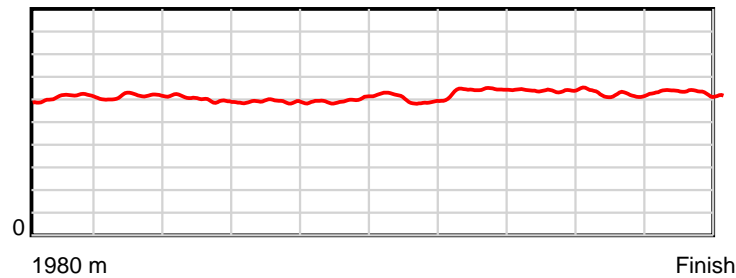
HRNZ and NZMTC and Thoroughbred Ratings Pty Ltd accepts no responsibility for the completeness or accuracy of any of the information contained herein, and makes no representations about its suitability for any particular purpose. Users should make their own judgements about those matters and/or seek independent advice. You assume all risks associated with use of the data provided on this page.

# Race Results

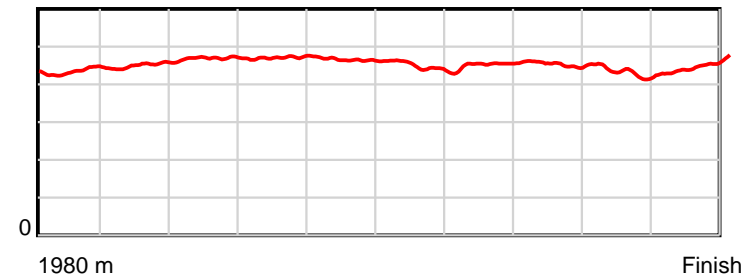
May 28, 2020, Race 9, DUNSTAN REMEMBERING MONKEY KING MOBILE PACE, Distance 1980m, Addington - Survey 1980m

Result	TAB no.	Horse (Barrier)	1980 to	1800m to	1600m to	1400m to	1200m to	1000m to	800m to	600m to	400m to	200m to	Total or	Margin
9th	12	Stick Man (11)	1800m	1600m	1400m	1200m	1000m	800m	600m	400m	200m	WP	Average	
		Position in running (margin)	-	9(7.3)	9(10.4)	9(10.1)	9(9.1)	9(9.0)	10(7.5)	9(6.0)	9(6.6)	7(7.8)		11.50
		Sectional time (s)	13.31	15.11	16.04	15.91	15.95	15.06	14.08	14.68	14.33	14.34		
		Cumulative time (s)	148.81	135.50	120.39	104.35	88.44	72.49	57.43	43.35	28.67	14.34	2:28.81	
		Speed (m/s)	13.53	13.24	12.47	12.57	12.54	13.28	14.20	13.62	13.96	13.95	13.31	
		Stride length (m)	6.09	5.95	5.86	5.92	5.84	5.94	6.44	6.17	6.02	6.30	6.05	
		Stride duration (s)	0.434	0.450	0.470	0.471	0.465	0.447	0.453	0.453	0.431	0.452	0.454	
		Stride efficiency (%)	58.01	55.37	53.57	54.68	53.23	55.11	64.82	59.49	56.61	61.99	57.11	
		Stride count	29.54	33.60	34.16	33.81	34.27	33.68	31.05	32.42	33.23	31.75	327.51	

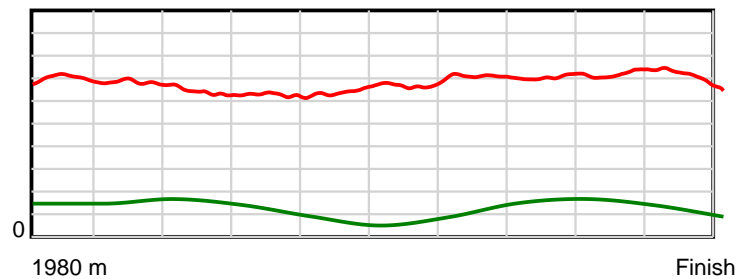
10 m Stride length



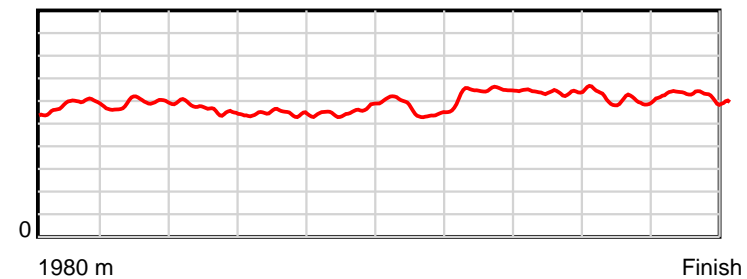
0.6 s Stride duration



20 m/sec Speed



100 % Stride efficiency



Note: Horizontal distance axis grid lines are 200m furlongs.

## Disclaimer.

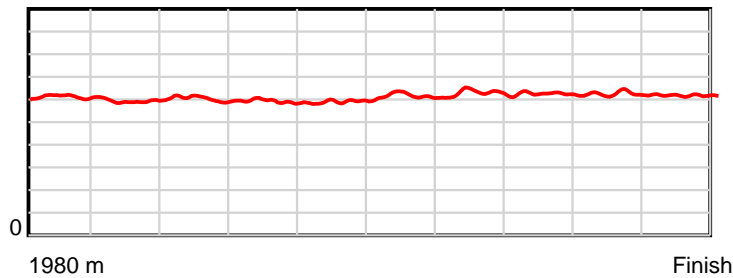
HRNZ and NZMTC and Thoroughbred Ratings Pty Ltd accepts no responsibility for the completeness or accuracy of any of the information contained herein, and makes no representations about its suitability for any particular purpose. Users should make their own judgements about those matters and/or seek independent advice. You assume all risks associated with use of the data provided on this page.

# Race Results

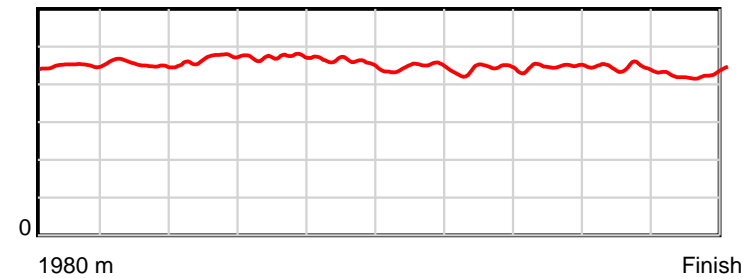
May 28, 2020, Race 9, DUNSTAN REMEMBERING MONKEY KING MOBILE PACE, Distance 1980m, Addington - Survey 1980m

Result	TAB no.	Horse (Barrier)	1980 to	1800m to	1600m to	1400m to	1200m to	1000m to	800m to	600m to	400m to	200m to	Total or	Margin
10th	14	<b>Art Banker (0)</b>	<b>1800m</b>	<b>1600m</b>	<b>1400m</b>	<b>1200m</b>	<b>1000m</b>	<b>800m</b>	<b>600m</b>	<b>400m</b>	<b>200m</b>	<b>WP</b>	<b>Average</b>	
		Position in running (margin)	-	13(11.9)	12(17.1)	13(15.5)	13(14.5)	13(14.6)	13(11.3)	13(9.5)	13(9.4)	13(11.7)		12.40
		Sectional time (s)	13.92	15.47	15.83	15.91	15.98	14.76	14.02	14.57	14.52	13.99		
		Cumulative time (s)	148.97	135.05	119.58	103.75	87.84	71.86	57.10	43.08	28.51	13.99	2:28.97	
		Speed (m/s)	12.93	12.93	12.63	12.57	12.52	13.55	14.27	13.73	13.77	14.30	13.29	
		Stride length (m)	6.12	5.87	5.91	5.94	5.75	6.04	6.28	6.15	6.12	6.11	6.02	
		Stride duration (s)	0.449	0.454	0.468	0.473	0.459	0.446	0.440	0.448	0.444	0.428	0.453	
		Stride efficiency (%)	58.48	53.83	54.64	55.19	51.62	57.03	61.57	59.19	58.46	58.41	56.72	
		Stride count	29.42	34.08	33.82	33.65	34.80	33.11	31.86	32.50	32.70	32.71	328.65	

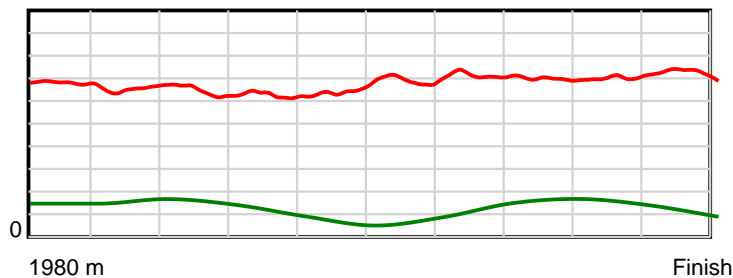
10 m Stride length



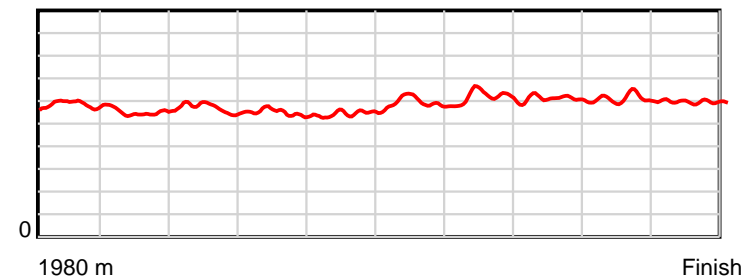
0.6 s Stride duration



20 m/sec Speed



100 % Stride efficiency



Note: Horizontal distance axis grid lines are 200m furlongs.

**Disclaimer.**

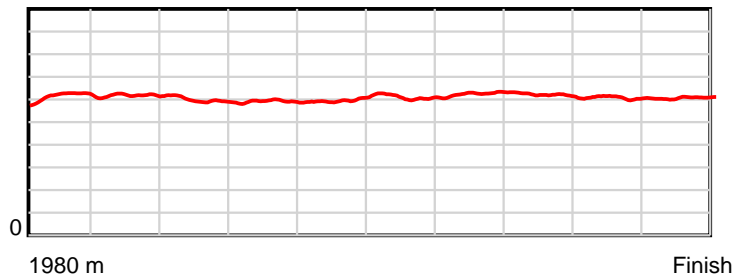
HRNZ and NZMTC and Thoroughbred Ratings Pty Ltd accepts no responsibility for the completeness or accuracy of any of the information contained herein, and makes no representations about its suitability for any particular purpose. Users should make their own judgements about those matters and/or seek independent advice. You assume all risks associated with use of the data provided on this page.

# Race Results

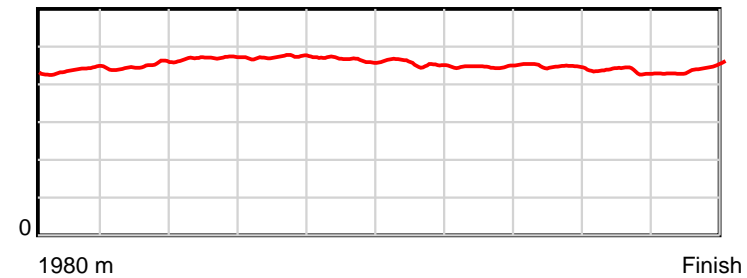
May 28, 2020, Race 9, DUNSTAN REMEMBERING MONKEY KING MOBILE PACE, Distance 1980m, Addington - Survey 1980m

Result	TAB no.	Horse (Barrier)	1980 to	1800m to	1600m to	1400m to	1200m to	1000m to	800m to	600m to	400m to	200m to	Total or	Margin
11th	11	<b>Highland Reign (10)</b>	<b>1800m</b>	<b>1600m</b>	<b>1400m</b>	<b>1200m</b>	<b>1000m</b>	<b>800m</b>	<b>600m</b>	<b>400m</b>	<b>200m</b>	<b>WP</b>	<b>Average</b>	
		Position in running (margin)	-	8(7.0)	8(7.9)	7(7.6)	7(6.6)	7(6.7)	7(5.7)	8(5.6)	8(5.9)	10(8.8)		13.40
		Sectional time (s)	13.19	14.75	16.06	15.90	15.98	15.14	14.30	14.65	14.60	14.59		
		Cumulative time (s)	149.16	135.97	121.22	105.16	89.26	73.28	58.14	43.84	29.19	14.59	2:29.16	
		Speed (m/s)	13.65	13.56	12.45	12.58	12.52	13.21	13.99	13.65	13.70	13.71	13.27	
		Stride length (m)	6.19	6.08	5.86	5.94	5.83	6.01	6.25	6.10	5.96	6.06	6.02	
		Stride duration (s)	0.438	0.448	0.470	0.472	0.466	0.455	0.447	0.447	0.435	0.442	0.454	
		Stride efficiency (%)	59.88	57.67	53.62	55.10	53.10	56.50	61.13	58.16	55.52	57.36	56.70	
		Stride count	29.08	32.92	34.14	33.68	34.31	33.26	31.98	32.78	33.55	33.01	328.71	

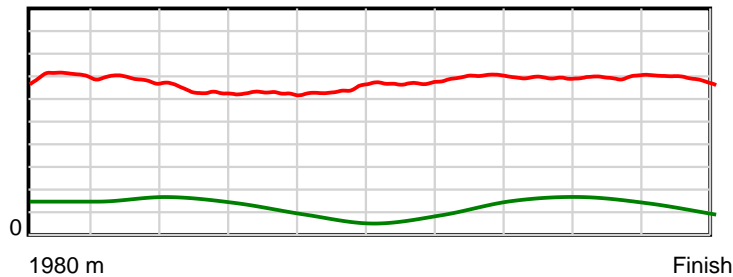
10 m Stride length



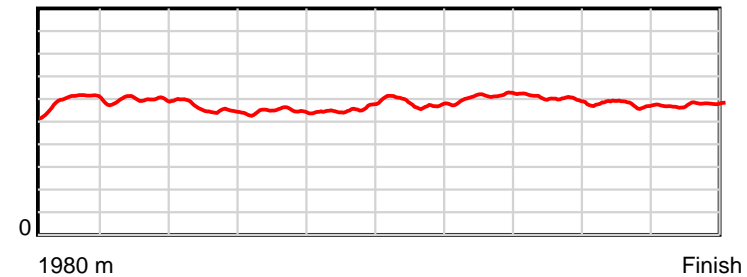
0.6 s Stride duration



20 m/sec Speed



100 % Stride efficiency



Note: Horizontal distance axis grid lines are 200m furlongs.

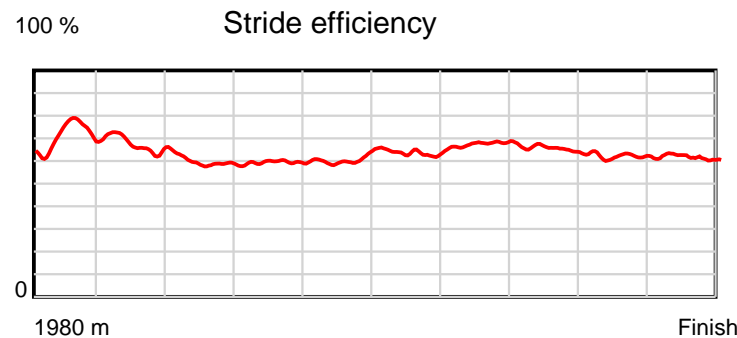
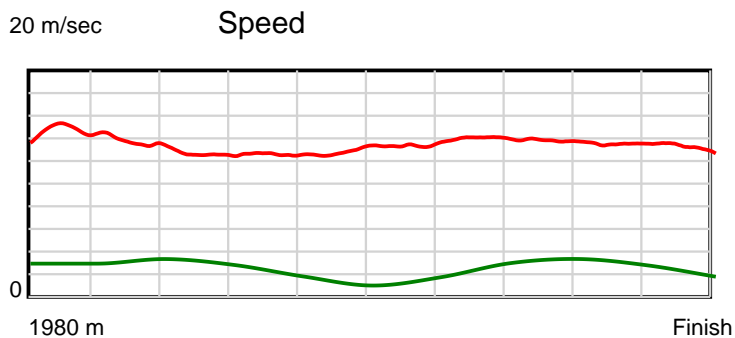
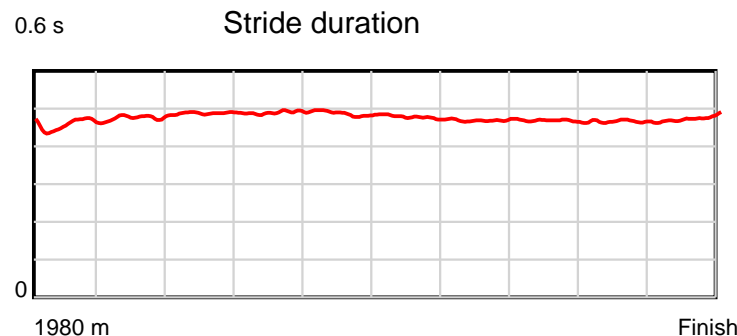
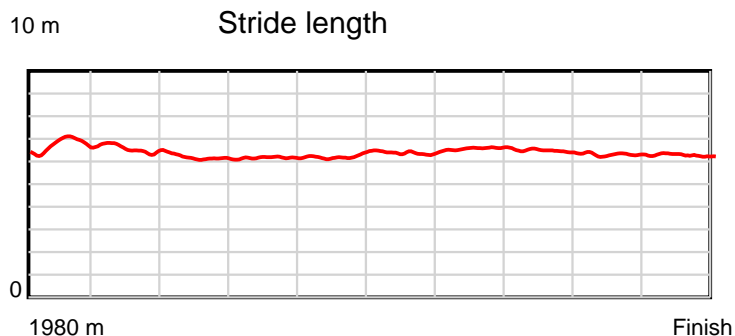
## Disclaimer.

HRNZ and NZMTC and Thoroughbred Ratings Pty Ltd accepts no responsibility for the completeness or accuracy of any of the information contained herein, and makes no representations about its suitability for any particular purpose. Users should make their own judgements about those matters and/or seek independent advice. You assume all risks associated with use of the data provided on this page.

# Race Results

May 28, 2020, Race 9, DUNSTAN REMEMBERING MONKEY KING MOBILE PACE, Distance 1980m, Addington - Survey 1980m

Result	TAB no.	Horse (Barrier)	1980 to	1800m to	1600m to	1400m to	1200m to	1000m to	800m to	600m to	400m to	200m to	Total or	Margin
12th	6	<b>Prodigal Pete (5)</b>	<b>1800m</b>	<b>1600m</b>	<b>1400m</b>	<b>1200m</b>	<b>1000m</b>	<b>800m</b>	<b>600m</b>	<b>400m</b>	<b>200m</b>	<b>WP</b>	<b>Average</b>	
		Position in running (margin)	-	4(1.9)	4(3.6)	3(3.5)	3(2.8)	3(2.9)	3(1.9)	2(1.4)	3(2.3)	8(8.0)		14.80
		Sectional time (s)	12.33	14.88	16.09	15.96	15.98	15.14	14.24	14.73	15.06	15.00		
		Cumulative time (s)	149.41	137.08	122.20	106.11	90.15	74.17	59.03	44.79	30.06	15.00	2:29.41	
		Speed (m/s)	14.60	13.44	12.43	12.53	12.52	13.21	14.04	13.58	13.28	13.33	13.25	
		Stride length (m)	6.72	6.40	6.06	6.13	6.10	6.30	6.58	6.34	6.19	6.34	6.31	
		Stride duration (s)	0.457	0.476	0.488	0.489	0.487	0.477	0.469	0.467	0.466	0.476	0.476	
		Stride efficiency (%)	70.54	64.09	57.46	58.73	58.07	62.06	67.73	62.88	59.82	62.86	62.16	
		Stride count	26.79	31.23	32.98	32.62	32.81	31.74	30.38	31.53	32.32	31.53	313.93	



Note: Horizontal distance axis grid lines are 200m furlongs.

#### Disclaimer.

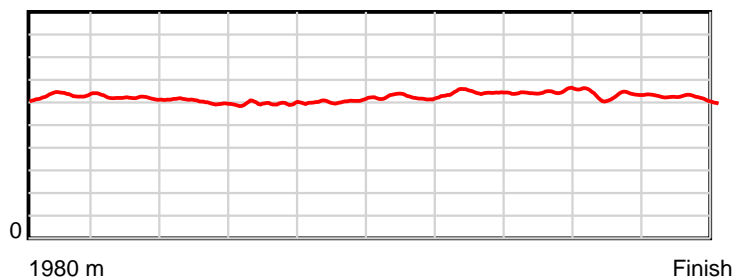
HRNZ and NZMTC and Thoroughbred Ratings Pty Ltd accepts no responsibility for the completeness or accuracy of any of the information contained herein, and makes no representations about its suitability for any particular purpose. Users should make their own judgements about those matters and/or seek independent advice. You assume all risks associated with use of the data provided on this page.

# Race Results

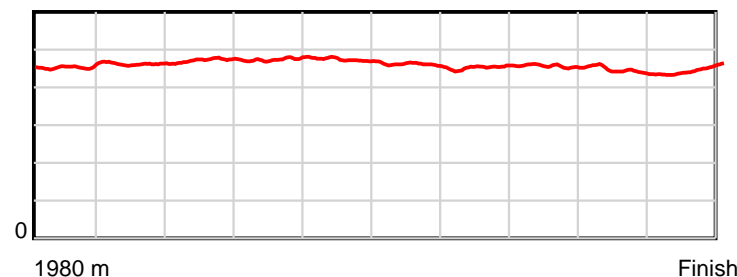
May 28, 2020, Race 9, DUNSTAN REMEMBERING MONKEY KING MOBILE PACE, Distance 1980m, Addington - Survey 1980m

Result	TAB no.	Horse (Barrier)	1980 to	1800m to	1600m to	1400m to	1200m to	1000m to	800m to	600m to	400m to	200m to	Total or	Margin
13th	10	<b>Frank The Tank (9)</b>	<b>1800m</b>	<b>1600m</b>	<b>1400m</b>	<b>1200m</b>	<b>1000m</b>	<b>800m</b>	<b>600m</b>	<b>400m</b>	<b>200m</b>	<b>WP</b>	<b>Average</b>	
		Position in running (margin)	-	10(8.8)	10(11.7)	10(11.7)	11(11.0)	11(11.0)	11(9.0)	12(7.7)	10(7.3)	12(10.7)		14.90
		Sectional time (s)	13.45	15.09	16.10	15.97	15.96	14.98	14.11	14.52	14.69	14.55		
		Cumulative time (s)	149.42	135.97	120.88	104.78	88.81	72.85	57.87	43.76	29.24	14.55	2:29.42	
		Speed (m/s)	13.38	13.25	12.42	12.52	12.53	13.35	14.17	13.77	13.61	13.75	13.25	
		Stride length (m)	6.27	6.13	5.87	5.93	5.93	6.14	6.42	6.28	6.05	6.16	6.11	
		Stride duration (s)	0.453	0.462	0.472	0.474	0.473	0.460	0.453	0.456	0.444	0.448	0.461	
		Stride efficiency (%)	61.51	58.63	53.79	55.04	54.96	58.88	64.31	61.65	57.11	59.24	58.35	
		Stride count	28.69	32.65	34.09	33.70	33.72	32.58	31.18	31.84	33.08	32.48	324.01	

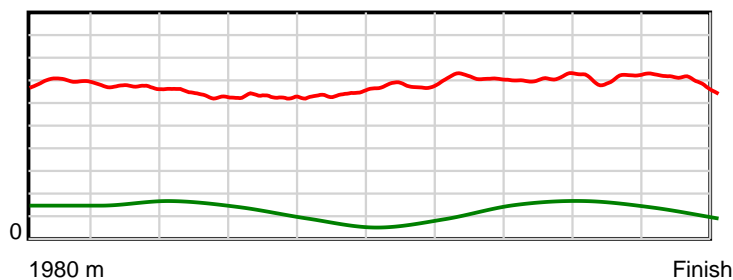
10 m Stride length



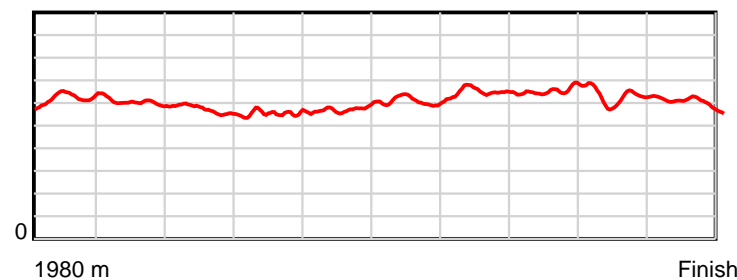
0.6 s Stride duration



20 m/sec Speed



100 % Stride efficiency



Note: Horizontal distance axis grid lines are 200m furlongs.

## Disclaimer.

HRNZ and NZMTC and Thoroughbred Ratings Pty Ltd accepts no responsibility for the completeness or accuracy of any of the information contained herein, and makes no representations about its suitability for any particular purpose. Users should make their own judgements about those matters and/or seek independent advice. You assume all risks associated with use of the data provided on this page.