



Race Results

NZ Metropolitan Trotting Club Inc, HRNZ, May 29, 2020

Compilation date: May 29, 2020, 10:00:03 PM (NZST)

Copyright © 2020 HRNZ and NZMTC. All rights reserved.

Trademarks.

StrideMASTER is a registered trademark of Thoroughbred Ratings Pty Ltd.

Disclaimer.

HRNZ and NZMTC and Thoroughbred Ratings Pty Ltd accepts no responsibility for the completeness or accuracy of any of the information contained herein, and makes no representations about its suitability for any particular purpose. Users should make their own judgements about those matters and/or seek independent advice. You assume all risks associated with use of the data provided on this page.



Race Results



May 29, 2020, Race 1, DUNSTAN SPEEDFEED TROT, Distance 2600m, Addington - Survey 3200m

| Result | TAB no. | Horse (Barrier) | 2600 to | 2400m to |
|--------|---------|------------------------------|--------------|--------------|
| 1st | 9 | Franco Jorik (13) | 2400m | 2200m |
| | | Position in running (margin) | - | 5(6.2) |
| | | Sectional time (s) | 17.35 | 14.93 |
| | | Cumulative time (s) | 204.58 | 187.23 |
| | | Speed (m/s) | 11.53 | 13.40 |
| | | Stride length (m) | 5.61 | 5.97 |
| | | Stride duration (s) | 0.454 | 0.445 |
| | | Stride efficiency (%) | 49.11 | 55.66 |
| | | Stride count | 35.68 | 33.51 |

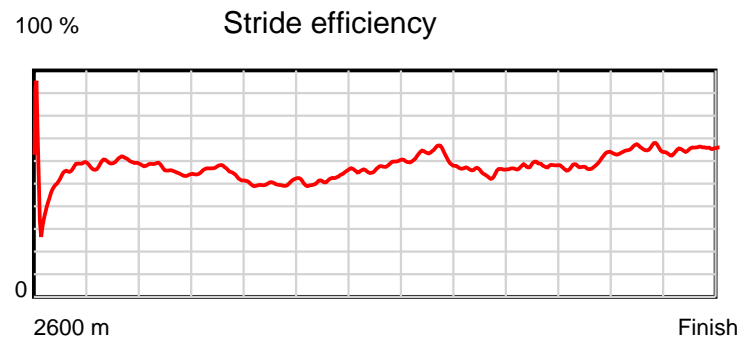
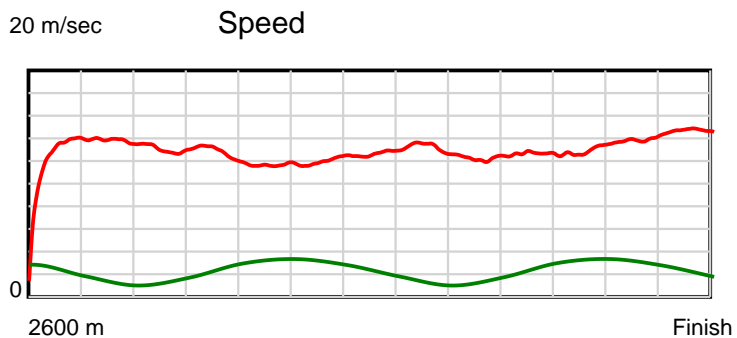
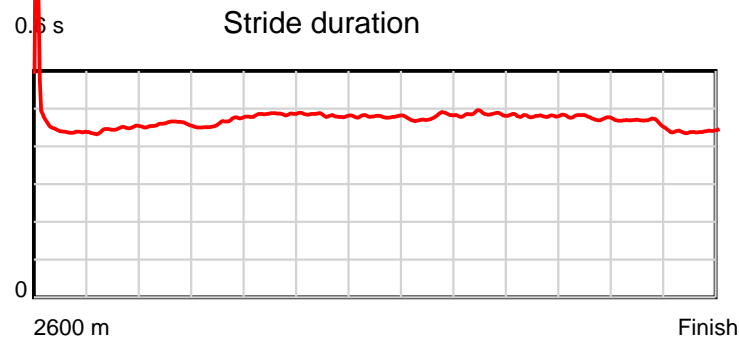
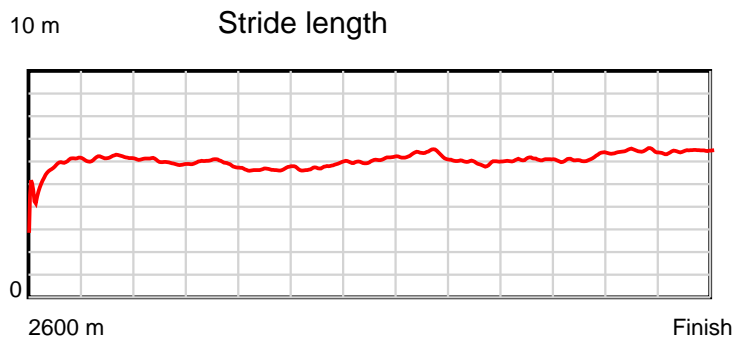
Disclaimer.

HRNZ and NZMTC and Thoroughbred Ratings Pty Ltd accepts no responsibility for the completeness or accuracy of any of the information contained herein, and makes no representations about its suitability for any particular purpose. Users should make their own judgements about those matters and/or seek independent advice. You assume all risks associated with use of the data provided on this page.

Race Results

May 29, 2020, Race 1, DUNSTAN SPEEDFEED TROT, Distance 2600m, Addington - Survey 3200m

| Result | TAB no. | Horse (Barrier) | 2200m to | 2000m to | 1800m to | 1600m to | 1400m to | 1200m to | 1000m to | 800m to | 600m to | 400m to | 200m to | Total or | Margin |
|--------|---------|------------------------------|--------------|--------------|--------------|--------------|--------------|--------------|-------------|-------------|-------------|-------------|-----------|----------------|--------|
| 1st | 9 | Franco Jorik (13) | 2000m | 1800m | 1600m | 1400m | 1200m | 1000m | 800m | 600m | 400m | 200m | WP | Average | |
| | | Position in running (margin) | 4(4.6) | 3(2.4) | 1(0.0) | 1(0.0) | 1(0.0) | 2(1.5) | 2(1.9) | 2(2.3) | 3(2.0) | 4(2.6) | 3(1.6) | | 0.00 |
| | | Sectional time (s) | 15.66 | 15.66 | 17.28 | 16.46 | 15.77 | 15.27 | 16.46 | 15.91 | 15.83 | 14.36 | 13.64 | | |
| | | Cumulative time (s) | 172.30 | 156.64 | 140.98 | 123.70 | 107.24 | 91.47 | 76.20 | 59.74 | 43.83 | 28.00 | 13.64 | 3:24.58 | |
| | | Speed (m/s) | 12.77 | 12.77 | 11.57 | 12.15 | 12.68 | 13.10 | 12.15 | 12.57 | 12.63 | 13.93 | 14.66 | 12.71 | |
| | | Stride length (m) | 5.86 | 5.94 | 5.62 | 5.86 | 6.08 | 6.25 | 5.91 | 6.04 | 6.01 | 6.46 | 6.45 | 5.99 | |
| | | Stride duration (s) | 0.459 | 0.465 | 0.485 | 0.482 | 0.479 | 0.477 | 0.486 | 0.481 | 0.475 | 0.464 | 0.440 | 0.471 | |
| | | Stride efficiency (%) | 53.66 | 55.10 | 49.30 | 53.58 | 57.68 | 61.02 | 54.55 | 57.04 | 56.38 | 65.21 | 65.03 | 56.11 | |
| | | Stride count | 34.13 | 33.68 | 35.61 | 34.15 | 32.92 | 32.01 | 33.85 | 33.10 | 33.30 | 30.96 | 31.00 | 433.90 | |



Note: Horizontal distance axis grid lines are 200m furlongs.

Disclaimer.

HRNZ and NZMTC and Thoroughbred Ratings Pty Ltd accepts no responsibility for the completeness or accuracy of any of the information contained herein, and makes no representations about its suitability for any particular purpose. Users should make their own judgements about those matters and/or seek independent advice. You assume all risks associated with use of the data provided on this page.



Race Results



May 29, 2020, Race 1, DUNSTAN SPEEDFEED TROT, Distance 2600m, Addington - Survey 3200m

| Result | TAB no. | Horse (Barrier) | 2600 to | 2400m to |
|--------|---------|------------------------------|--------------|--------------|
| 2nd | 14 | Mighty Flying ... (1) | 2400m | 2200m |
| | | Position in running (margin) | - | 10(13.7) |
| | | Sectional time (s) | 18.66 | 15.89 |
| | | Cumulative time (s) | 204.64 | 185.98 |
| | | Speed (m/s) | 10.72 | 12.59 |
| | | Stride length (m) | 5.59 | 5.81 |
| | | Stride duration (s) | 0.466 | 0.461 |
| | | Stride efficiency (%) | 48.77 | 52.73 |
| | | Stride count | 35.80 | 34.43 |

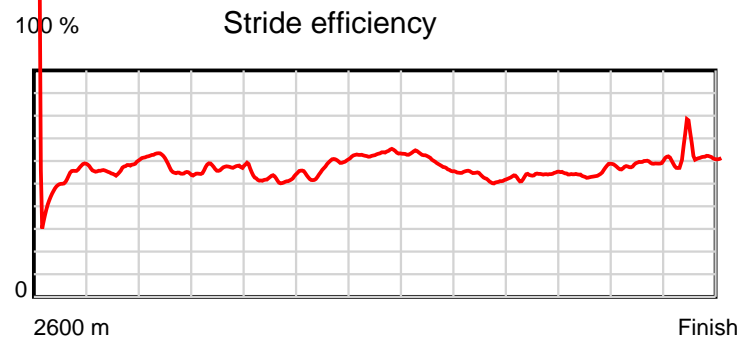
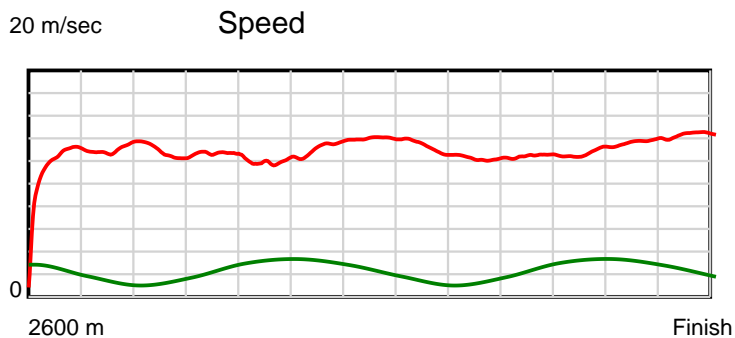
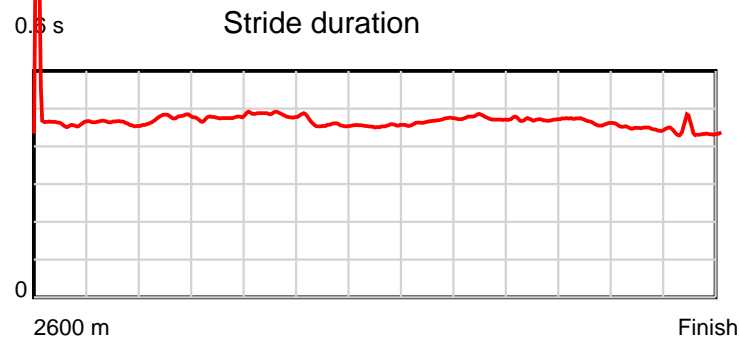
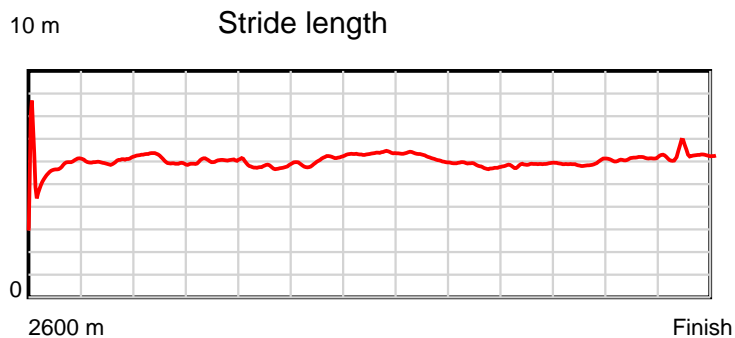
Disclaimer.

HRNZ and NZMTC and Thoroughbred Ratings Pty Ltd accepts no responsibility for the completeness or accuracy of any of the information contained herein, and makes no representations about its suitability for any particular purpose. Users should make their own judgements about those matters and/or seek independent advice. You assume all risks associated with use of the data provided on this page.

Race Results

May 29, 2020, Race 1, DUNSTAN SPEEDFEED TROT, Distance 2600m, Addington - Survey 3200m

| Result | TAB no. | Horse (Barrier) | 2200m to | 2000m to | 1800m to | 1600m to | 1400m to | 1200m to | 1000m to | 800m to | 600m to | 400m to | 200m to | Total or | Margin |
|--------|---------|------------------------------|--------------|--------------|--------------|--------------|--------------|--------------|-------------|-------------|-------------|-------------|-----------|----------------|--------|
| 2nd | 14 | Mighty Flying ... (1) | 2000m | 1800m | 1600m | 1400m | 1200m | 1000m | 800m | 600m | 400m | 200m | WP | Average | |
| | | Position in running (margin) | 10(17.9) | 11(17.6) | 11(16.2) | 11(14.4) | 7(7.6) | 1(0.0) | 1(0.0) | 1(0.0) | 1(0.0) | 1(0.0) | 1(0.0) | | 0.30 |
| | | Sectional time (s) | 15.96 | 15.84 | 16.98 | 15.34 | 14.26 | 15.20 | 16.39 | 15.96 | 15.73 | 14.52 | 13.91 | | |
| | | Cumulative time (s) | 170.09 | 154.13 | 138.29 | 121.31 | 105.97 | 91.71 | 76.51 | 60.12 | 44.16 | 28.43 | 13.91 | 3:24.64 | |
| | | Speed (m/s) | 12.53 | 12.63 | 11.78 | 13.04 | 14.03 | 13.16 | 12.20 | 12.53 | 12.71 | 13.77 | 14.38 | 12.71 | |
| | | Stride length (m) | 5.97 | 6.02 | 5.71 | 5.97 | 6.37 | 6.17 | 5.81 | 5.90 | 5.90 | 6.16 | 6.29 | 5.97 | |
| | | Stride duration (s) | 0.476 | 0.477 | 0.485 | 0.458 | 0.454 | 0.468 | 0.476 | 0.471 | 0.464 | 0.447 | 0.438 | 0.470 | |
| | | Stride efficiency (%) | 55.68 | 56.67 | 50.96 | 55.75 | 63.49 | 59.40 | 52.69 | 54.40 | 54.44 | 59.32 | 61.83 | 55.64 | |
| | | Stride count | 33.51 | 33.21 | 35.02 | 33.48 | 31.38 | 32.44 | 34.44 | 33.90 | 33.88 | 32.46 | 31.79 | 435.74 | |



Note: Horizontal distance axis grid lines are 200m furlongs.

Disclaimer.

HRNZ and NZMTC and Thoroughbred Ratings Pty Ltd accepts no responsibility for the completeness or accuracy of any of the information contained herein, and makes no representations about its suitability for any particular purpose. Users should make their own judgements about those matters and/or seek independent advice. You assume all risks associated with use of the data provided on this page.



Race Results



May 29, 2020, Race 1, DUNSTAN SPEEDFEED TROT, Distance 2600m, Addington - Survey 3200m

| Result | TAB no. | Horse (Barrier) | 2600 to 2400m | 2400m to 2200m |
|--------|---------|------------------------------|------------------|-------------------|
| 3rd | 11 | Luminosity (2) | | |
| | | Position in running (margin) | - | 11(14.1) |
| | | Sectional time (s) | 18.54 | 15.52 |
| | | Cumulative time (s) | 204.75 | 186.21 |
| | | Speed (m/s) | 10.79 | 12.89 |
| | | Stride length (m) | 5.78 | 6.35 |
| | | Stride duration (s) | 0.489 | 0.493 |
| | | Stride efficiency (%) | 52.16 | 63.01 |
| | | Stride count | 34.62 | 31.50 |

Disclaimer.

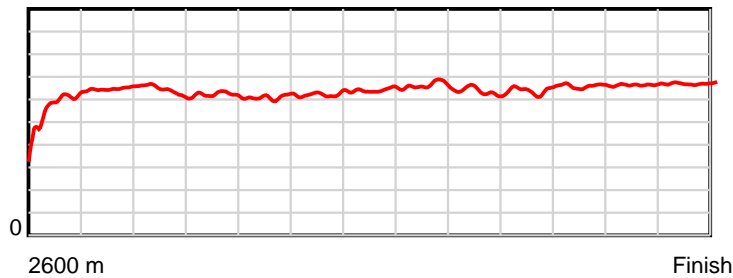
HRNZ and NZMTC and Thoroughbred Ratings Pty Ltd accepts no responsibility for the completeness or accuracy of any of the information contained herein, and makes no representations about its suitability for any particular purpose. Users should make their own judgements about those matters and/or seek independent advice. You assume all risks associated with use of the data provided on this page.

Race Results

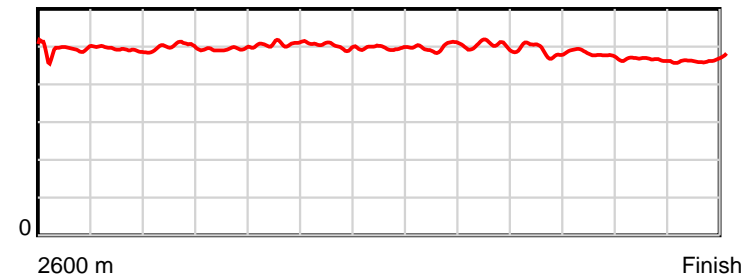
May 29, 2020, Race 1, DUNSTAN SPEEDFEED TROT, Distance 2600m, Addington - Survey 3200m

| Result | TAB no. | Horse (Barrier) | 2200m to | 2000m to | 1800m to | 1600m to | 1400m to | 1200m to | 1000m to | 800m to | 600m to | 400m to | 200m to | Total or | Margin |
|--------|---------|------------------------------|----------|----------|----------|----------|----------|----------|----------|---------|---------|---------|---------|----------|--------|
| 3rd | 11 | Luminosity (2) | 2000m | 1800m | 1600m | 1400m | 1200m | 1000m | 800m | 600m | 400m | 200m | WP | Average | |
| | | Position in running (margin) | 9(16.1) | 9(15.6) | 10(14.2) | 10(11.8) | 11(10.9) | 10(10.5) | 10(11.0) | 9(9.0) | 8(5.7) | 3(1.6) | 2(0.5) | | 1.00 |
| | | Sectional time (s) | 15.95 | 15.82 | 16.89 | 16.31 | 15.46 | 15.29 | 16.06 | 15.39 | 15.05 | 14.34 | 14.13 | | |
| | | Cumulative time (s) | 170.69 | 154.74 | 138.92 | 122.03 | 105.72 | 90.26 | 74.97 | 58.91 | 43.52 | 28.47 | 14.13 | 3:24.75 | |
| | | Speed (m/s) | 12.54 | 12.64 | 11.84 | 12.26 | 12.94 | 13.08 | 12.45 | 13.00 | 13.29 | 13.95 | 14.15 | 12.70 | |
| | | Stride length (m) | 6.28 | 6.24 | 6.02 | 6.15 | 6.43 | 6.54 | 6.25 | 6.38 | 6.36 | 6.49 | 6.61 | 6.29 | |
| | | Stride duration (s) | 0.501 | 0.494 | 0.508 | 0.501 | 0.497 | 0.500 | 0.502 | 0.491 | 0.479 | 0.465 | 0.467 | 0.495 | |
| | | Stride efficiency (%) | 61.63 | 60.87 | 56.57 | 59.06 | 64.55 | 66.84 | 60.94 | 63.52 | 63.16 | 65.88 | 68.26 | 61.81 | |
| | | Stride count | 31.85 | 32.05 | 33.24 | 32.53 | 31.12 | 30.58 | 32.03 | 31.37 | 31.46 | 30.80 | 30.26 | 413.41 | |

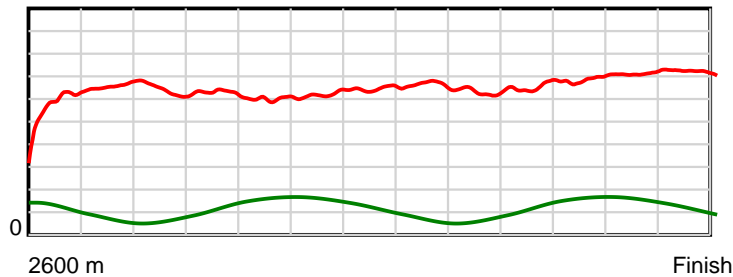
10 m Stride length



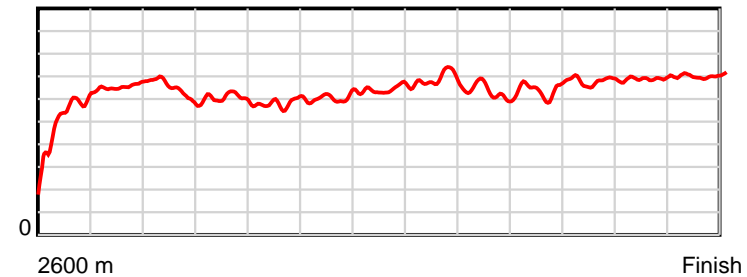
0.6 s Stride duration



20 m/sec Speed



100 % Stride efficiency



Note: Horizontal distance axis grid lines are 200m furlongs.

Disclaimer.

HRNZ and NZMTC and Thoroughbred Ratings Pty Ltd accepts no responsibility for the completeness or accuracy of any of the information contained herein, and makes no representations about its suitability for any particular purpose. Users should make their own judgements about those matters and/or seek independent advice. You assume all risks associated with use of the data provided on this page.



Race Results



May 29, 2020, Race 1, DUNSTAN SPEEDFEED TROT, Distance 2600m, Addington - Survey 3200m

| Result | TAB no. | Horse (Barrier) | 2600 to | 2400m to |
|--------|---------|------------------------------|--------------|--------------|
| 4th | 12 | Kowhai Sundown (3) | 2400m | 2200m |
| | | Position in running (margin) | - | 6(8.3) |
| | | Sectional time (s) | 17.64 | 15.35 |
| | | Cumulative time (s) | 204.84 | 187.20 |
| | | Speed (m/s) | 11.34 | 13.03 |
| | | Stride length (m) | 5.73 | 6.14 |
| | | Stride duration (s) | 0.465 | 0.472 |
| | | Stride efficiency (%) | 51.33 | 58.95 |
| | | Stride count | 34.90 | 32.56 |

Disclaimer.

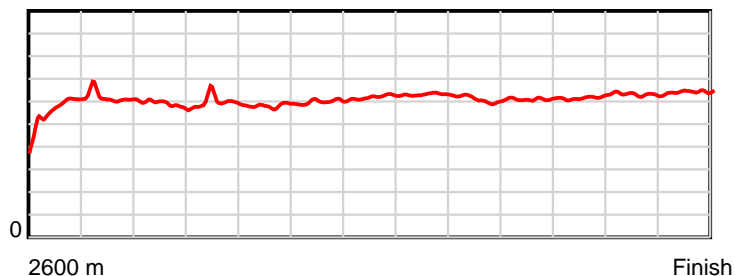
HRNZ and NZMTC and Thoroughbred Ratings Pty Ltd accepts no responsibility for the completeness or accuracy of any of the information contained herein, and makes no representations about its suitability for any particular purpose. Users should make their own judgements about those matters and/or seek independent advice. You assume all risks associated with use of the data provided on this page.

Race Results

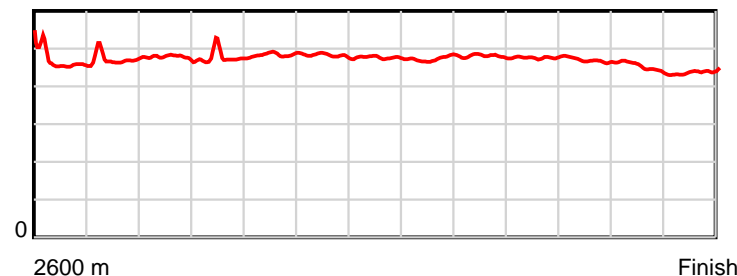
May 29, 2020, Race 1, DUNSTAN SPEEDFEED TROT, Distance 2600m, Addington - Survey 3200m

| Result | TAB no. | Horse (Barrier) | 2200m to | 2000m to | 1800m to | 1600m to | 1400m to | 1200m to | 1000m to | 800m to | 600m to | 400m to | 200m to | Total or | Margin |
|--------|---------|------------------------------|--------------|--------------|--------------|--------------|--------------|--------------|-------------|-------------|-------------|-------------|-----------|----------------|--------|
| 4th | 12 | Kowhai Sundown (3) | 2000m | 1800m | 1600m | 1400m | 1200m | 1000m | 800m | 600m | 400m | 200m | WP | Average | |
| | | Position in running (margin) | 6(9.3) | 6(10.5) | 6(10.0) | 6(8.0) | 6(7.2) | 6(6.7) | 6(6.7) | 5(4.6) | 4(3.3) | 6(3.3) | 5(3.1) | | 1.50 |
| | | Sectional time (s) | 16.23 | 15.98 | 16.94 | 16.33 | 15.44 | 15.19 | 16.05 | 15.73 | 15.73 | 14.49 | 13.74 | | |
| | | Cumulative time (s) | 171.85 | 155.62 | 139.64 | 122.70 | 106.37 | 90.93 | 75.74 | 59.69 | 43.96 | 28.23 | 13.74 | 3:24.84 | |
| | | Speed (m/s) | 12.32 | 12.52 | 11.81 | 12.25 | 12.95 | 13.17 | 12.46 | 12.71 | 12.71 | 13.80 | 14.56 | 12.69 | |
| | | Stride length (m) | 5.88 | 5.95 | 5.71 | 5.90 | 6.17 | 6.24 | 5.98 | 6.06 | 5.95 | 6.21 | 6.39 | 6.02 | |
| | | Stride duration (s) | 0.477 | 0.475 | 0.484 | 0.482 | 0.477 | 0.474 | 0.480 | 0.477 | 0.468 | 0.450 | 0.439 | 0.474 | |
| | | Stride efficiency (%) | 54.04 | 55.24 | 51.01 | 54.38 | 59.54 | 60.79 | 55.83 | 57.35 | 55.38 | 60.26 | 63.80 | 56.59 | |
| | | Stride count | 34.01 | 33.64 | 35.01 | 33.90 | 32.40 | 32.06 | 33.46 | 33.01 | 33.60 | 32.21 | 31.30 | 432.06 | |

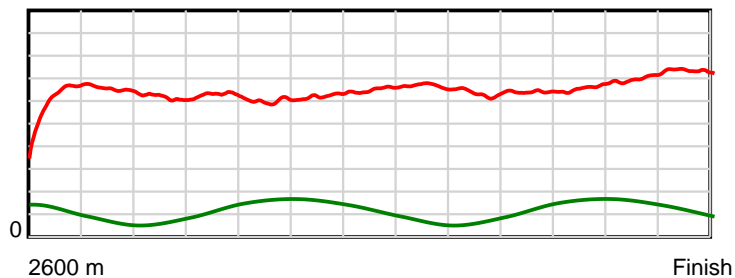
10 m Stride length



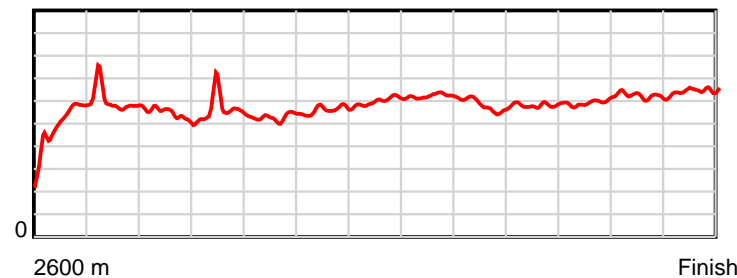
0.6 s Stride duration



20 m/sec Speed



100 % Stride efficiency



Note: Horizontal distance axis grid lines are 200m furlongs.

Disclaimer.

HRNZ and NZMTC and Thoroughbred Ratings Pty Ltd accepts no responsibility for the completeness or accuracy of any of the information contained herein, and makes no representations about its suitability for any particular purpose. Users should make their own judgements about those matters and/or seek independent advice. You assume all risks associated with use of the data provided on this page.



Race Results



May 29, 2020, Race 1, DUNSTAN SPEEDFEED TROT, Distance 2600m, Addington - Survey 3200m

| Result | TAB no. | Horse (Barrier) | 2600 to | 2400m to |
|--------|---------|------------------------------|--------------|--------------|
| 5th | 6 | Makura (10) | 2400m | 2200m |
| | | Position in running (margin) | - | 1(0.0) |
| | | Sectional time (s) | 16.52 | 15.19 |
| | | Cumulative time (s) | 205.12 | 188.60 |
| | | Speed (m/s) | 12.10 | 13.17 |
| | | Stride length (m) | 5.29 | 5.61 |
| | | Stride duration (s) | 0.421 | 0.426 |
| | | Stride efficiency (%) | 43.68 | 49.20 |
| | | Stride count | 37.83 | 35.64 |

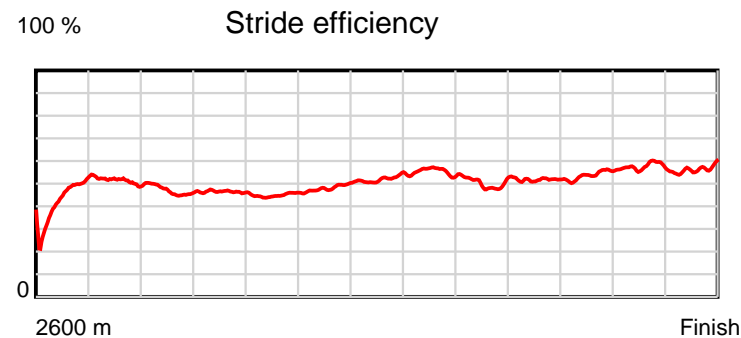
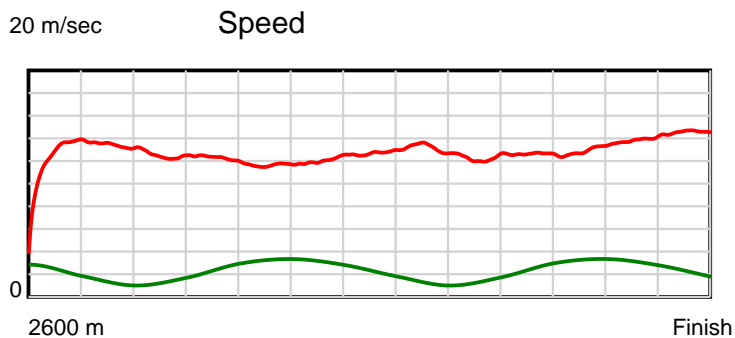
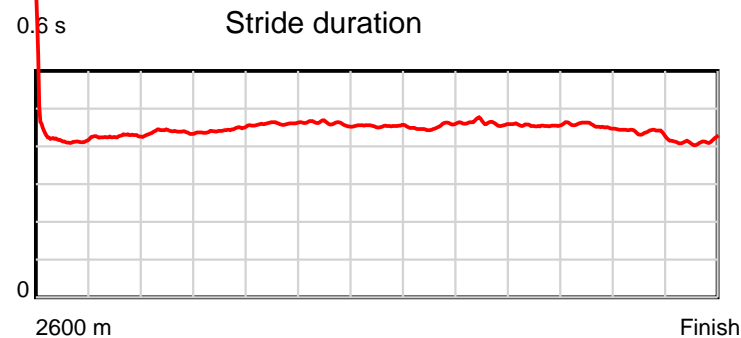
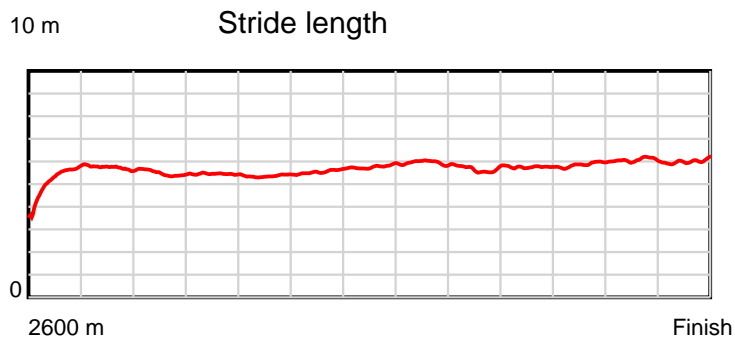
Disclaimer.

HRNZ and NZMTC and Thoroughbred Ratings Pty Ltd accepts no responsibility for the completeness or accuracy of any of the information contained herein, and makes no representations about its suitability for any particular purpose. Users should make their own judgements about those matters and/or seek independent advice. You assume all risks associated with use of the data provided on this page.

Race Results

May 29, 2020, Race 1, DUNSTAN SPEEDFEED TROT, Distance 2600m, Addington - Survey 3200m

| Result | TAB no. | Horse (Barrier) | 2200m to | 2000m to | 1800m to | 1600m to | 1400m to | 1200m to | 1000m to | 800m to | 600m to | 400m to | 200m to | Total or | Margin |
|--------|---------|------------------------------|----------|----------|----------|----------|----------|----------|----------|---------|---------|---------|---------|----------|--------|
| 5th | 6 | Makura (10) | 2000m | 1800m | 1600m | 1400m | 1200m | 1000m | 800m | 600m | 400m | 200m | WP | Average | |
| | | Position in running (margin) | 1(0.0) | 1(0.0) | 2(1.1) | 2(1.0) | 2(2.2) | 3(3.5) | 3(4.1) | 4(3.9) | 5(3.7) | 5(3.3) | 6(3.7) | | 3.00 |
| | | Sectional time (s) | 16.02 | 16.25 | 17.26 | 16.67 | 15.74 | 15.30 | 16.36 | 15.92 | 15.66 | 14.59 | 13.64 | | |
| | | Cumulative time (s) | 173.41 | 157.39 | 141.14 | 123.88 | 107.21 | 91.47 | 76.17 | 59.81 | 43.89 | 28.23 | 13.64 | 3:25.12 | |
| | | Speed (m/s) | 12.48 | 12.31 | 11.59 | 12.00 | 12.71 | 13.07 | 12.22 | 12.56 | 12.77 | 13.71 | 14.66 | 12.68 | |
| | | Stride length (m) | 5.48 | 5.46 | 5.33 | 5.53 | 5.77 | 5.92 | 5.64 | 5.73 | 5.81 | 5.99 | 6.07 | 5.65 | |
| | | Stride duration (s) | 0.439 | 0.443 | 0.460 | 0.461 | 0.454 | 0.453 | 0.462 | 0.456 | 0.455 | 0.437 | 0.414 | 0.446 | |
| | | Stride efficiency (%) | 46.85 | 46.55 | 44.40 | 47.77 | 52.08 | 54.73 | 49.77 | 51.22 | 52.76 | 55.98 | 57.58 | 49.94 | |
| | | Stride count | 36.53 | 36.64 | 37.52 | 36.17 | 34.64 | 33.79 | 35.44 | 34.93 | 34.42 | 33.42 | 32.95 | 459.92 | |



Note: Horizontal distance axis grid lines are 200m furlongs.

Disclaimer.

HRNZ and NZMTC and Thoroughbred Ratings Pty Ltd accepts no responsibility for the completeness or accuracy of any of the information contained herein, and makes no representations about its suitability for any particular purpose. Users should make their own judgements about those matters and/or seek independent advice. You assume all risks associated with use of the data provided on this page.



Race Results



May 29, 2020, Race 1, DUNSTAN SPEEDFEED TROT, Distance 2600m, Addington - Survey 3200m

| Result | TAB no. | Horse (Barrier) | 2600 to | 2400m to |
|--------|---------|------------------------------|---------|----------|
| 6th | 1 | Midnight Memor... (5) | 2400m | 2200m |
| | | Position in running (margin) | - | 3(3.0) |
| | | Sectional time (s) | 16.89 | 15.27 |
| | | Cumulative time (s) | 205.48 | 188.59 |
| | | Speed (m/s) | 11.84 | 13.10 |
| | | Stride length (m) | 5.26 | 5.95 |
| | | Stride duration (s) | 0.442 | 0.455 |
| | | Stride efficiency (%) | 43.18 | 55.40 |
| | | Stride count | 38.05 | 33.59 |

Disclaimer.

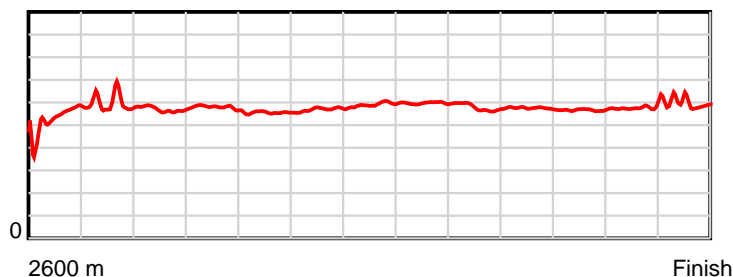
HRNZ and NZMTC and Thoroughbred Ratings Pty Ltd accepts no responsibility for the completeness or accuracy of any of the information contained herein, and makes no representations about its suitability for any particular purpose. Users should make their own judgements about those matters and/or seek independent advice. You assume all risks associated with use of the data provided on this page.

Race Results

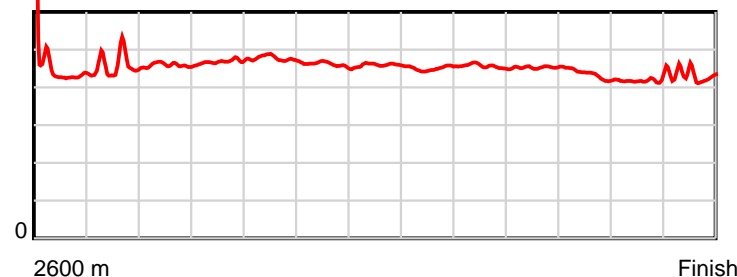
May 29, 2020, Race 1, DUNSTAN SPEEDFEED TROT, Distance 2600m, Addington - Survey 3200m

| Result | TAB no. | Horse (Barrier) | 2200m to | 2000m to | 1800m to | 1600m to | 1400m to | 1200m to | 1000m to | 800m to | 600m to | 400m to | 200m to | Total or | Margin |
|--------|---------|------------------------------|----------|----------|----------|----------|----------|----------|----------|---------|---------|---------|---------|----------|--------|
| 6th | 1 | Midnight Memor... (5) | 2000m | 1800m | 1600m | 1400m | 1200m | 1000m | 800m | 600m | 400m | 200m | WP | Average | |
| | | Position in running (margin) | 3(3.4) | 4(4.5) | 4(5.2) | 4(5.6) | 4(4.8) | 4(4.7) | 4(5.0) | 3(3.1) | 2(2.0) | 2(1.0) | 4(1.8) | | 5.00 |
| | | Sectional time (s) | 16.20 | 16.18 | 17.35 | 16.33 | 15.51 | 15.24 | 16.08 | 15.77 | 15.56 | 14.66 | 14.44 | | |
| | | Cumulative time (s) | 173.32 | 157.12 | 140.94 | 123.59 | 107.26 | 91.75 | 76.51 | 60.43 | 44.66 | 29.10 | 14.44 | 3:25.48 | |
| | | Speed (m/s) | 12.35 | 12.36 | 11.53 | 12.25 | 12.89 | 13.12 | 12.44 | 12.68 | 12.85 | 13.64 | 13.85 | 12.65 | |
| | | Stride length (m) | 5.67 | 5.79 | 5.50 | 5.64 | 5.93 | 5.91 | 5.67 | 5.75 | 5.58 | 5.72 | 5.93 | 5.71 | |
| | | Stride duration (s) | 0.459 | 0.468 | 0.477 | 0.460 | 0.460 | 0.450 | 0.456 | 0.453 | 0.434 | 0.419 | 0.428 | 0.451 | |
| | | Stride efficiency (%) | 50.16 | 52.35 | 47.21 | 49.65 | 54.87 | 54.60 | 50.25 | 51.61 | 48.59 | 51.16 | 54.91 | 50.90 | |
| | | Stride count | 35.30 | 34.55 | 36.39 | 35.48 | 33.75 | 33.84 | 35.27 | 34.80 | 35.87 | 34.95 | 33.74 | 455.58 | |

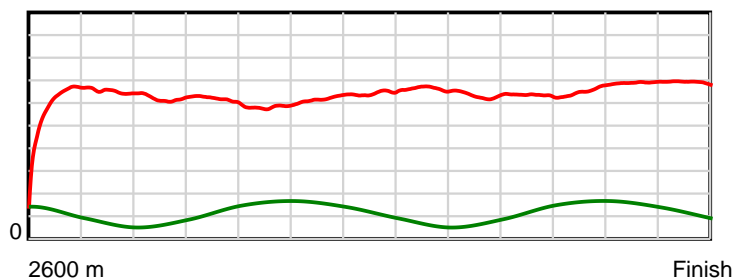
10 m Stride length



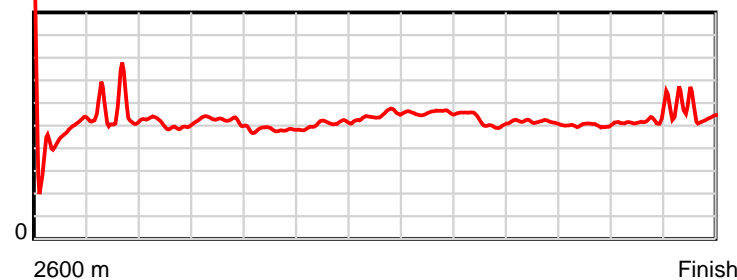
0.6 s Stride duration



20 m/sec Speed



100 % Stride efficiency



Note: Horizontal distance axis grid lines are 200m furlongs.

Disclaimer.

HRNZ and NZMTC and Thoroughbred Ratings Pty Ltd accepts no responsibility for the completeness or accuracy of any of the information contained herein, and makes no representations about its suitability for any particular purpose. Users should make their own judgements about those matters and/or seek independent advice. You assume all risks associated with use of the data provided on this page.



Race Results



May 29, 2020, Race 1, DUNSTAN SPEEDFEED TROT, Distance 2600m, Addington - Survey 3200m

| Result | TAB no. | Horse (Barrier) | 2600 to | 2400m to |
|--------|---------|------------------------------|--------------|--------------|
| 7th | 5 | Be Bee Lass (9) | 2400m | 2200m |
| | | Position in running (margin) | - | 4(6.0) |
| | | Sectional time (s) | 17.08 | 15.20 |
| | | Cumulative time (s) | 206.48 | 189.40 |
| | | Speed (m/s) | 11.71 | 13.16 |
| | | Stride length (m) | 5.57 | 6.11 |
| | | Stride duration (s) | 0.466 | 0.464 |
| | | Stride efficiency (%) | 48.48 | 58.39 |
| | | Stride count | 35.91 | 32.72 |

Disclaimer.

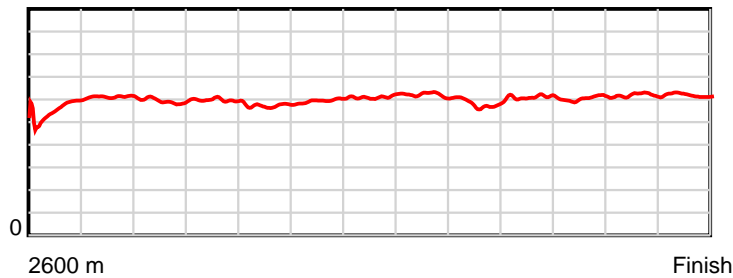
HRNZ and NZMTC and Thoroughbred Ratings Pty Ltd accepts no responsibility for the completeness or accuracy of any of the information contained herein, and makes no representations about its suitability for any particular purpose. Users should make their own judgements about those matters and/or seek independent advice. You assume all risks associated with use of the data provided on this page.

Race Results

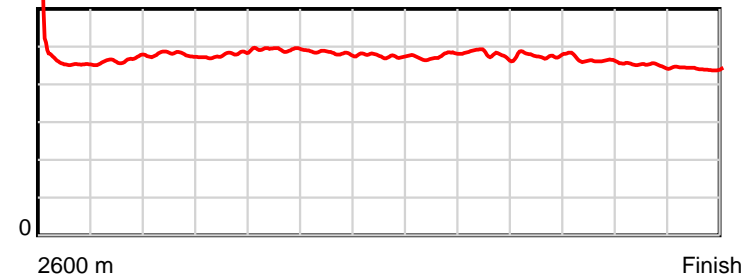
May 29, 2020, Race 1, DUNSTAN SPEEDFEED TROT, Distance 2600m, Addington - Survey 3200m

| Result | TAB no. | Horse (Barrier) | 2200m to | 2000m to | 1800m to | 1600m to | 1400m to | 1200m to | 1000m to | 800m to | 600m to | 400m to | 200m to | Total or | Margin |
|--------|---------|------------------------------|----------|----------|----------|----------|----------|----------|----------|---------|---------|---------|---------|----------|--------|
| 7th | 5 | Be Bee Lass (9) | 2000m | 1800m | 1600m | 1400m | 1200m | 1000m | 800m | 600m | 400m | 200m | WP | Average | |
| | | Position in running (margin) | 5(6.0) | 5(6.2) | 5(6.5) | 5(7.7) | 5(6.8) | 7(7.6) | 7(7.3) | 8(7.3) | 9(6.9) | 11(7.3) | 9(9.8) | | 10.60 |
| | | Sectional time (s) | 16.05 | 16.12 | 17.47 | 16.32 | 15.66 | 15.15 | 16.39 | 15.89 | 15.80 | 14.94 | 14.41 | | |
| | | Cumulative time (s) | 174.20 | 158.15 | 142.03 | 124.56 | 108.24 | 92.58 | 77.43 | 61.04 | 45.15 | 29.35 | 14.41 | 3:26.48 | |
| | | Speed (m/s) | 12.46 | 12.41 | 11.45 | 12.25 | 12.77 | 13.20 | 12.20 | 12.59 | 12.66 | 13.39 | 13.88 | 12.59 | |
| | | Stride length (m) | 5.97 | 5.93 | 5.65 | 5.92 | 6.08 | 6.27 | 5.86 | 6.00 | 5.89 | 6.03 | 6.13 | 5.95 | |
| | | Stride duration (s) | 0.479 | 0.478 | 0.493 | 0.483 | 0.476 | 0.475 | 0.480 | 0.477 | 0.465 | 0.451 | 0.442 | 0.473 | |
| | | Stride efficiency (%) | 55.72 | 54.94 | 49.80 | 54.81 | 57.77 | 61.43 | 53.65 | 56.33 | 54.23 | 56.88 | 58.80 | 55.32 | |
| | | Stride count | 33.49 | 33.73 | 35.43 | 33.77 | 32.89 | 31.90 | 34.13 | 33.31 | 33.95 | 33.15 | 32.60 | 436.98 | |

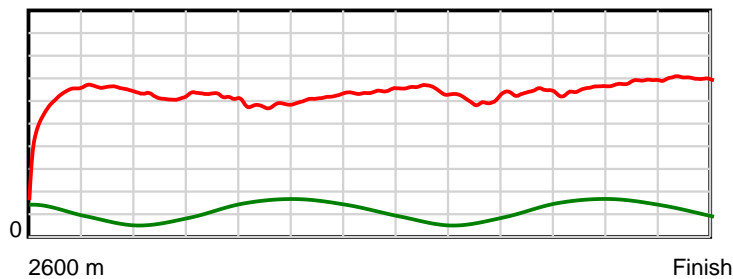
10 m Stride length



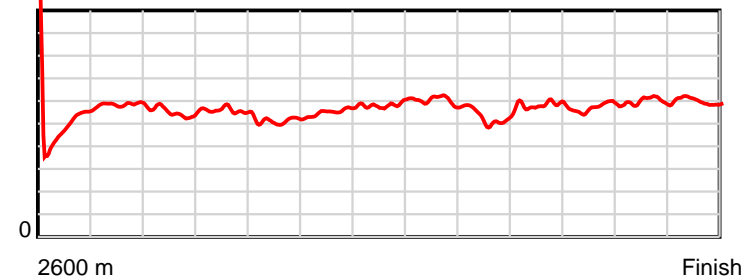
0.6 s Stride duration



20 m/sec Speed



100 % Stride efficiency



Note: Horizontal distance axis grid lines are 200m furlongs.

Disclaimer.

HRNZ and NZMTC and Thoroughbred Ratings Pty Ltd accepts no responsibility for the completeness or accuracy of any of the information contained herein, and makes no representations about its suitability for any particular purpose. Users should make their own judgements about those matters and/or seek independent advice. You assume all risks associated with use of the data provided on this page.



Race Results



May 29, 2020, Race 1, DUNSTAN SPEEDFEED TROT, Distance 2600m, Addington - Survey 3200m

| Result | TAB no. | Horse (Barrier) | 2600 to | 2400m to |
|--------|---------|------------------------------|---------|----------|
| 8th | 4 | Miss Crazyed (8) | 2400m | 2200m |
| | | Position in running (margin) | - | 8(11.9) |
| | | Sectional time (s) | 18.24 | 17.23 |
| | | Cumulative time (s) | 206.58 | 188.34 |
| | | Speed (m/s) | 10.96 | 11.61 |
| | | Stride length (m) | 5.72 | 5.73 |
| | | Stride duration (s) | 0.507 | 0.494 |
| | | Stride efficiency (%) | 51.09 | 51.33 |
| | | Stride count | 34.98 | 34.90 |

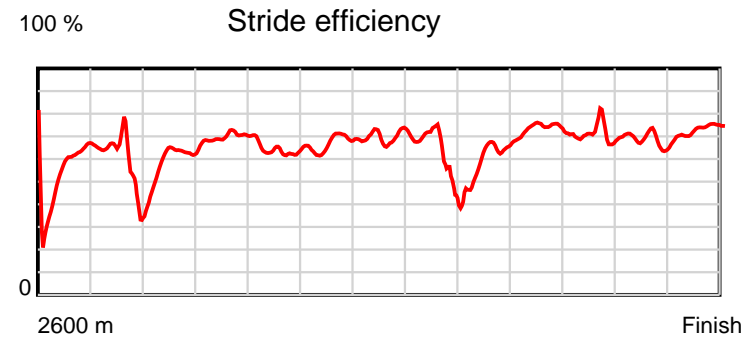
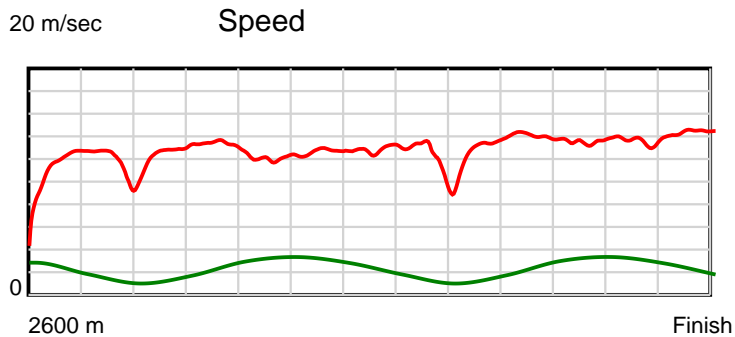
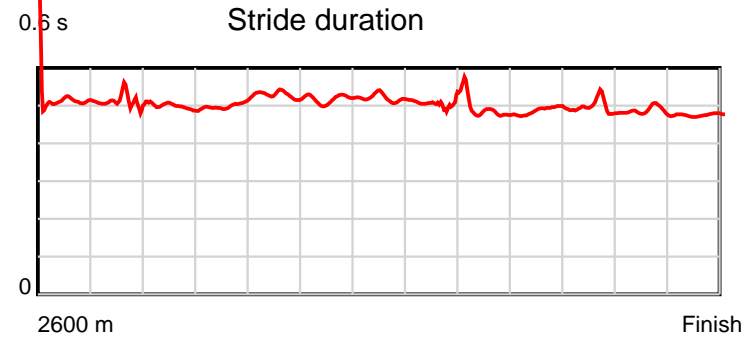
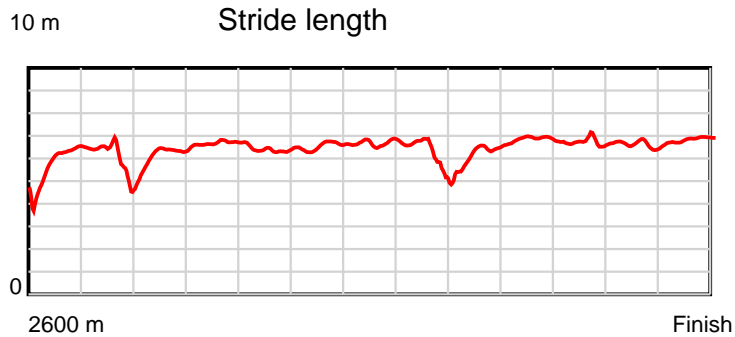
Disclaimer.

HRNZ and NZMTC and Thoroughbred Ratings Pty Ltd accepts no responsibility for the completeness or accuracy of any of the information contained herein, and makes no representations about its suitability for any particular purpose. Users should make their own judgements about those matters and/or seek independent advice. You assume all risks associated with use of the data provided on this page.

Race Results

May 29, 2020, Race 1, DUNSTAN SPEEDFEED TROT, Distance 2600m, Addington - Survey 3200m

| Result | TAB no. | Horse (Barrier) | 2200m to | 2000m to | 1800m to | 1600m to | 1400m to | 1200m to | 1000m to | 800m to | 600m to | 400m to | 200m to | Total or | Margin |
|--------|---------|------------------------------|----------|----------|----------|----------|----------|----------|----------|----------|----------|---------|----------|----------|--------|
| 8th | 4 | Miss Crazed (8) | 2000m | 1800m | 1600m | 1400m | 1200m | 1000m | 800m | 600m | 400m | 200m | WP | Average | |
| | | Position in running (margin) | 12(24.2) | 12(25.7) | 12(18.9) | 12(15.9) | 12(13.9) | 12(13.5) | 12(24.9) | 12(21.0) | 12(10.9) | 10(7.3) | 10(12.1) | | 11.10 |
| | | Sectional time (s) | 16.27 | 14.94 | 16.80 | 16.12 | 15.45 | 17.11 | 15.74 | 14.27 | 15.13 | 15.33 | 13.95 | | |
| | | Cumulative time (s) | 171.11 | 154.84 | 139.90 | 123.10 | 106.98 | 91.53 | 74.42 | 58.68 | 44.41 | 29.28 | 13.95 | 3:26.58 | |
| | | Speed (m/s) | 12.29 | 13.39 | 11.90 | 12.41 | 12.94 | 11.69 | 12.71 | 14.02 | 13.22 | 13.05 | 14.34 | 12.59 | |
| | | Stride length (m) | 6.12 | 6.70 | 6.29 | 6.42 | 6.73 | 5.68 | 6.19 | 6.84 | 6.52 | 6.34 | 6.81 | 6.29 | |
| | | Stride duration (s) | 0.498 | 0.500 | 0.529 | 0.518 | 0.520 | 0.486 | 0.487 | 0.488 | 0.493 | 0.486 | 0.475 | 0.500 | |
| | | Stride efficiency (%) | 58.54 | 70.13 | 61.90 | 64.44 | 70.74 | 50.35 | 59.82 | 73.06 | 66.39 | 62.76 | 72.54 | 61.79 | |
| | | Stride count | 32.68 | 29.85 | 31.78 | 31.15 | 29.73 | 35.23 | 32.33 | 29.25 | 30.68 | 31.56 | 29.35 | 413.47 | |



Note: Horizontal distance axis grid lines are 200m furlongs.

Disclaimer.

HRNZ and NZMTC and Thoroughbred Ratings Pty Ltd accepts no responsibility for the completeness or accuracy of any of the information contained herein, and makes no representations about its suitability for any particular purpose. Users should make their own judgements about those matters and/or seek independent advice. You assume all risks associated with use of the data provided on this page.



Race Results



May 29, 2020, Race 1, DUNSTAN SPEEDFEED TROT, Distance 2600m, Addington - Survey 3200m

| Result | TAB no. | Horse (Barrier) | 2600 to | 2400m to |
|--------|---------|------------------------------|--------------|--------------|
| 9th | 7 | Break Free (11) | 2400m | 2200m |
| | | Position in running (margin) | - | 7(10.3) |
| | | Sectional time (s) | 18.06 | 15.36 |
| | | Cumulative time (s) | 206.61 | 188.55 |
| | | Speed (m/s) | 11.07 | 13.02 |
| | | Stride length (m) | 5.70 | 6.17 |
| | | Stride duration (s) | 0.490 | 0.474 |
| | | Stride efficiency (%) | 50.71 | 59.54 |
| | | Stride count | 35.11 | 32.40 |

Disclaimer.

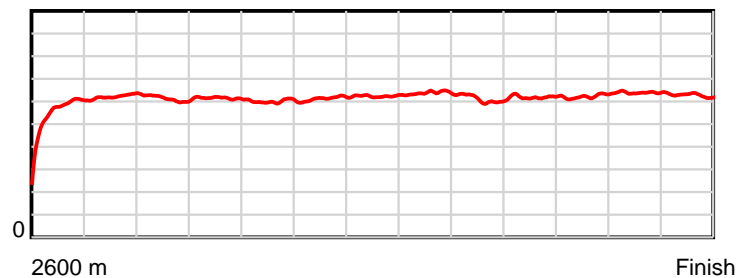
HRNZ and NZMTC and Thoroughbred Ratings Pty Ltd accepts no responsibility for the completeness or accuracy of any of the information contained herein, and makes no representations about its suitability for any particular purpose. Users should make their own judgements about those matters and/or seek independent advice. You assume all risks associated with use of the data provided on this page.

Race Results

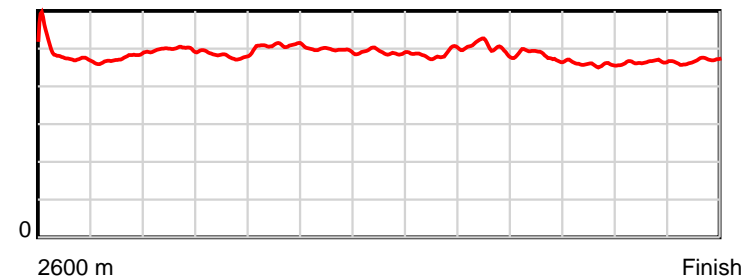
May 29, 2020, Race 1, DUNSTAN SPEEDFEED TROT, Distance 2600m, Addington - Survey 3200m

| Result | TAB no. | Horse (Barrier) | 2200m to | 2000m to | 1800m to | 1600m to | 1400m to | 1200m to | 1000m to | 800m to | 600m to | 400m to | 200m to | Total or | Margin |
|--------|---------|------------------------------|--------------|--------------|--------------|--------------|--------------|--------------|-------------|-------------|-------------|-------------|-----------|----------------|--------|
| 9th | 7 | Break Free (11) | 2000m | 1800m | 1600m | 1400m | 1200m | 1000m | 800m | 600m | 400m | 200m | WP | Average | |
| | | Position in running (margin) | 7(11.3) | 8(13.4) | 7(11.0) | 8(9.8) | 8(8.0) | 9(9.3) | 9(9.4) | 10(10.2) | 10(7.8) | 7(4.6) | 7(6.2) | | 11.30 |
| | | Sectional time (s) | 16.36 | 15.67 | 17.08 | 16.17 | 15.74 | 15.22 | 16.52 | 15.56 | 15.19 | 14.79 | 14.89 | | |
| | | Cumulative time (s) | 173.19 | 156.83 | 141.16 | 124.08 | 107.91 | 92.17 | 76.95 | 60.43 | 44.87 | 29.68 | 14.89 | 3:26.61 | |
| | | Speed (m/s) | 12.22 | 12.76 | 11.71 | 12.37 | 12.71 | 13.14 | 12.11 | 12.85 | 13.17 | 13.52 | 13.43 | 12.58 | |
| | | Stride length (m) | 6.08 | 6.15 | 5.96 | 6.14 | 6.24 | 6.39 | 6.08 | 6.20 | 6.04 | 6.28 | 6.28 | 6.13 | |
| | | Stride duration (s) | 0.498 | 0.482 | 0.509 | 0.496 | 0.491 | 0.486 | 0.502 | 0.483 | 0.459 | 0.464 | 0.468 | 0.487 | |
| | | Stride efficiency (%) | 57.79 | 59.12 | 55.52 | 58.87 | 60.92 | 63.76 | 57.76 | 60.11 | 56.97 | 61.68 | 61.71 | 58.67 | |
| | | Stride count | 32.89 | 32.52 | 33.55 | 32.59 | 32.03 | 31.31 | 32.90 | 32.25 | 33.12 | 31.83 | 31.83 | 424.33 | |

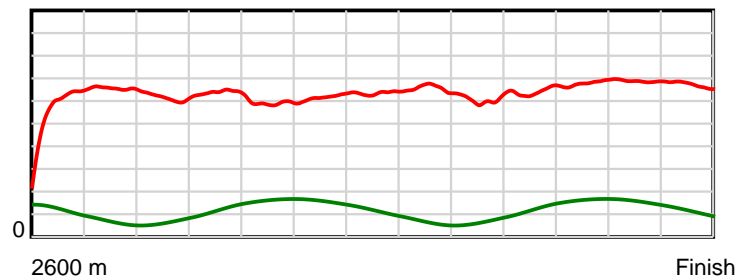
10 m Stride length



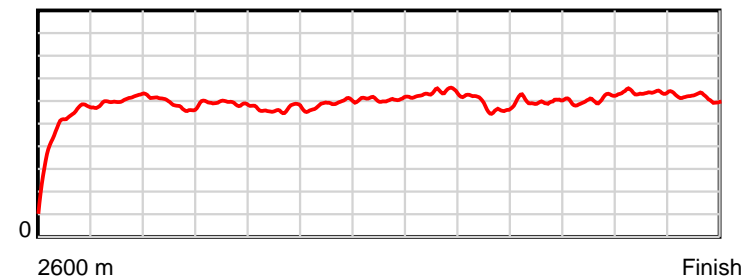
0.6 s Stride duration



20 m/sec Speed



100 % Stride efficiency



Note: Horizontal distance axis grid lines are 200m furlongs.

Disclaimer.

HRNZ and NZMTC and Thoroughbred Ratings Pty Ltd accepts no responsibility for the completeness or accuracy of any of the information contained herein, and makes no representations about its suitability for any particular purpose. Users should make their own judgements about those matters and/or seek independent advice. You assume all risks associated with use of the data provided on this page.



Race Results



May 29, 2020, Race 1, DUNSTAN SPEEDFEED TROT, Distance 2600m, Addington - Survey 3200m

| Result | TAB no. | Horse (Barrier) | 2600 to | 2400m to |
|--------|---------|------------------------------|--------------|--------------|
| 10th | 8 | Awesome Impee (12) | 2400m | 2200m |
| | | Position in running (margin) | - | 9(12.0) |
| | | Sectional time (s) | 18.35 | 15.17 |
| | | Cumulative time (s) | 207.73 | 189.38 |
| | | Speed (m/s) | 10.90 | 13.18 |
| | | Stride length (m) | 5.10 | 5.48 |
| | | Stride duration (s) | 0.431 | 0.416 |
| | | Stride efficiency (%) | 40.66 | 46.90 |
| | | Stride count | 39.21 | 36.51 |

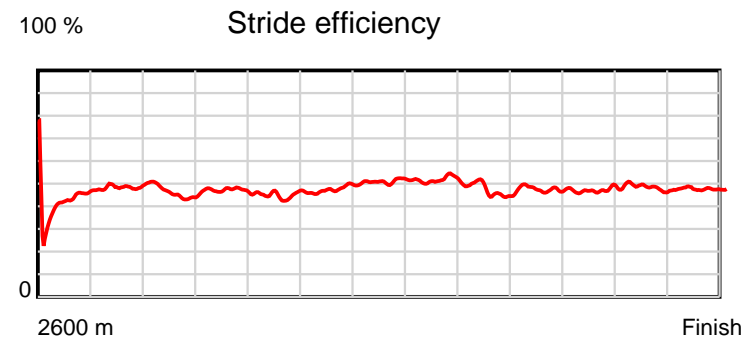
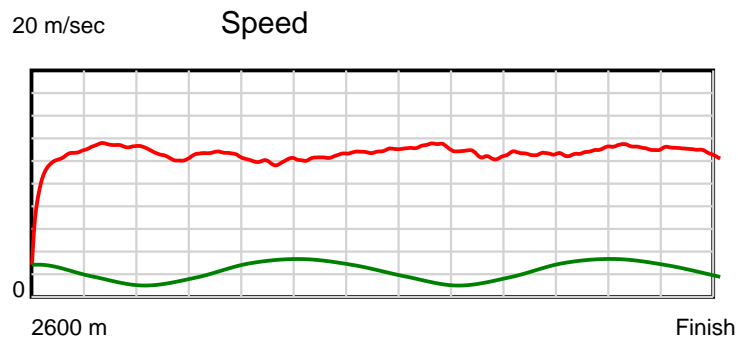
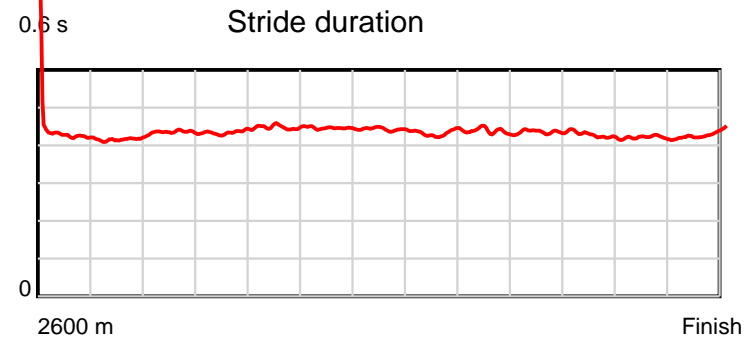
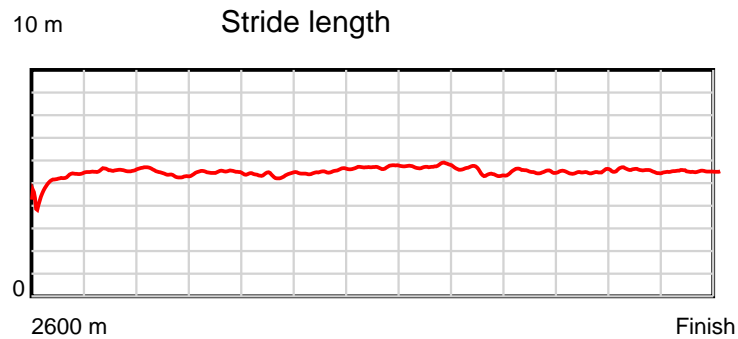
Disclaimer.

HRNZ and NZMTC and Thoroughbred Ratings Pty Ltd accepts no responsibility for the completeness or accuracy of any of the information contained herein, and makes no representations about its suitability for any particular purpose. Users should make their own judgements about those matters and/or seek independent advice. You assume all risks associated with use of the data provided on this page.

Race Results

May 29, 2020, Race 1, DUNSTAN SPEEDFEED TROT, Distance 2600m, Addington - Survey 3200m

| Result | TAB no. | Horse (Barrier) | 2200m to | 2000m to | 1800m to | 1600m to | 1400m to | 1200m to | 1000m to | 800m to | 600m to | 400m to | 200m to | Total or | Margin |
|--------|---------|------------------------------|--------------|--------------|--------------|--------------|--------------|--------------|-------------|-------------|-------------|-------------|-----------|----------------|--------|
| 10th | 8 | Awesome Impee (12) | 2000m | 1800m | 1600m | 1400m | 1200m | 1000m | 800m | 600m | 400m | 200m | WP | Average | |
| | | Position in running (margin) | 8(11.9) | 7(13.3) | 8(11.7) | 7(9.4) | 9(9.1) | 8(8.7) | 8(8.9) | 7(7.0) | 6(5.0) | 8(5.2) | 8(9.7) | | 17.50 |
| | | Sectional time (s) | 16.25 | 15.79 | 16.91 | 16.42 | 15.45 | 15.24 | 16.07 | 15.62 | 15.76 | 15.27 | 15.43 | | |
| | | Cumulative time (s) | 174.21 | 157.96 | 142.17 | 125.26 | 108.84 | 93.39 | 78.15 | 62.08 | 46.46 | 30.70 | 15.43 | 3:27.73 | |
| | | Speed (m/s) | 12.31 | 12.67 | 11.83 | 12.18 | 12.94 | 13.12 | 12.45 | 12.80 | 12.69 | 13.10 | 12.96 | 12.52 | |
| | | Stride length (m) | 5.36 | 5.50 | 5.31 | 5.42 | 5.73 | 5.68 | 5.44 | 5.59 | 5.40 | 5.51 | 5.57 | 5.46 | |
| | | Stride duration (s) | 0.435 | 0.434 | 0.449 | 0.445 | 0.443 | 0.433 | 0.437 | 0.437 | 0.426 | 0.421 | 0.430 | 0.437 | |
| | | Stride efficiency (%) | 44.84 | 47.26 | 44.02 | 45.98 | 51.33 | 50.48 | 46.22 | 48.86 | 45.62 | 47.42 | 48.56 | 46.66 | |
| | | Stride count | 37.34 | 36.37 | 37.68 | 36.87 | 34.90 | 35.19 | 36.77 | 35.77 | 37.02 | 36.31 | 35.88 | 475.82 | |



Note: Horizontal distance axis grid lines are 200m furlongs.

Disclaimer.

HRNZ and NZMTC and Thoroughbred Ratings Pty Ltd accepts no responsibility for the completeness or accuracy of any of the information contained herein, and makes no representations about its suitability for any particular purpose. Users should make their own judgements about those matters and/or seek independent advice. You assume all risks associated with use of the data provided on this page.



Race Results



May 29, 2020, Race 1, DUNSTAN SPEEDFEED TROT, Distance 2600m, Addington - Survey 3200m

| Result | TAB no. | Horse (Barrier) | 2600 to | 2400m to |
|--------|---------|------------------------------|--------------|--------------|
| 11th | 13 | Crown Range (0) | 2400m | 2200m |
| | | Position in running (margin) | - | 12(17.3) |
| | | Sectional time (s) | 19.14 | 15.35 |
| | | Cumulative time (s) | 209.10 | 189.96 |
| | | Speed (m/s) | 10.45 | 13.03 |
| | | Stride length (m) | 5.49 | 5.87 |
| | | Stride duration (s) | 0.466 | 0.451 |
| | | Stride efficiency (%) | 47.05 | 53.81 |
| | | Stride count | 36.45 | 34.08 |

Disclaimer.

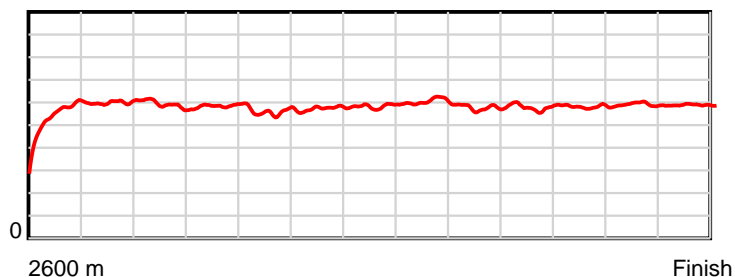
HRNZ and NZMTC and Thoroughbred Ratings Pty Ltd accepts no responsibility for the completeness or accuracy of any of the information contained herein, and makes no representations about its suitability for any particular purpose. Users should make their own judgements about those matters and/or seek independent advice. You assume all risks associated with use of the data provided on this page.

Race Results

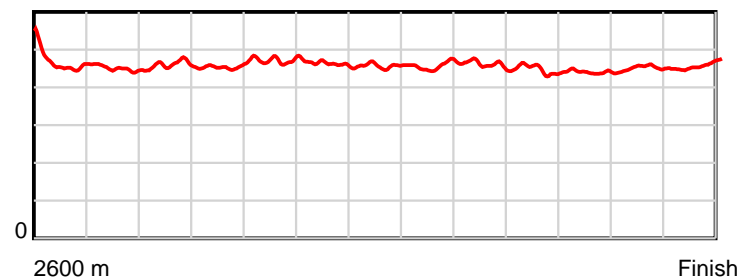
May 29, 2020, Race 1, DUNSTAN SPEEDFEED TROT, Distance 2600m, Addington - Survey 3200m

| Result | TAB no. | Horse (Barrier) | 2200m to | 2000m to | 1800m to | 1600m to | 1400m to | 1200m to | 1000m to | 800m to | 600m to | 400m to | 200m to | Total or | Margin |
|--------|---------|------------------------------|--------------|--------------|--------------|--------------|--------------|--------------|-------------|-------------|-------------|-------------|-----------|----------------|--------|
| 11th | 13 | Crown Range (0) | 2000m | 1800m | 1600m | 1400m | 1200m | 1000m | 800m | 600m | 400m | 200m | WP | Average | |
| | | Position in running (margin) | 11(18.3) | 10(16.3) | 9(13.3) | 9(11.8) | 10(10.4) | 11(11.3) | 11(11.8) | 11(11.1) | 11(8.2) | 12(9.4) | 12(16.8) | | 25.10 |
| | | Sectional time (s) | 15.69 | 15.56 | 17.03 | 16.24 | 15.67 | 15.28 | 16.27 | 15.46 | 15.93 | 15.77 | 15.71 | | |
| | | Cumulative time (s) | 174.61 | 158.92 | 143.36 | 126.33 | 110.09 | 94.42 | 79.14 | 62.87 | 47.41 | 31.48 | 15.71 | 3:29.10 | |
| | | Speed (m/s) | 12.75 | 12.85 | 11.74 | 12.32 | 12.76 | 13.09 | 12.29 | 12.94 | 12.55 | 12.68 | 12.73 | 12.43 | |
| | | Stride length (m) | 5.86 | 5.83 | 5.55 | 5.70 | 5.84 | 5.98 | 5.66 | 5.79 | 5.53 | 5.73 | 5.84 | 5.74 | |
| | | Stride duration (s) | 0.460 | 0.454 | 0.473 | 0.463 | 0.457 | 0.457 | 0.460 | 0.448 | 0.440 | 0.452 | 0.459 | 0.462 | |
| | | Stride efficiency (%) | 53.73 | 53.16 | 48.14 | 50.69 | 53.22 | 55.96 | 50.03 | 52.35 | 47.76 | 51.30 | 53.26 | 51.47 | |
| | | Stride count | 34.11 | 34.29 | 36.03 | 35.12 | 34.27 | 33.42 | 35.35 | 34.56 | 36.18 | 34.91 | 34.26 | 453.03 | |

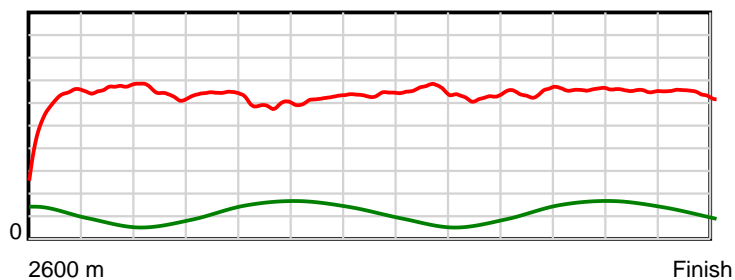
10 m Stride length



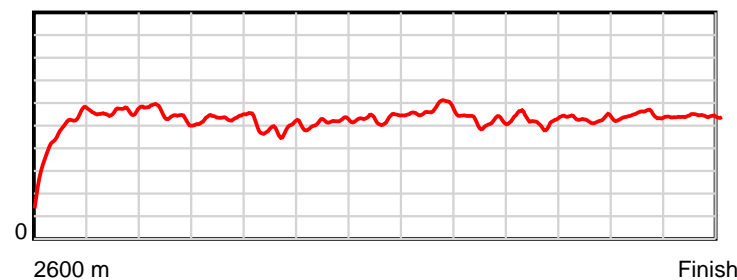
0.6 s Stride duration



20 m/sec Speed



100 % Stride efficiency



Note: Horizontal distance axis grid lines are 200m furlongs.

Disclaimer.

HRNZ and NZMTC and Thoroughbred Ratings Pty Ltd accepts no responsibility for the completeness or accuracy of any of the information contained herein, and makes no representations about its suitability for any particular purpose. Users should make their own judgements about those matters and/or seek independent advice. You assume all risks associated with use of the data provided on this page.



Race Results



May 29, 2020, Race 1, DUNSTAN SPEEDFEED TROT, Distance 2600m, Addington - Survey 3200m

| Result | TAB no. | Horse (Barrier) | 2600 to | 2400m to |
|--------|---------|------------------------------|---------|----------|
| 12th | 3 | Spot The Gambl... (7) | 2400m | 2200m |
| | | Position in running (margin) | - | 14(40.5) |
| | | Sectional time (s) | 22.89 | 15.47 |
| | | Cumulative time (s) | 209.70 | 186.81 |
| | | Speed (m/s) | 8.74 | 12.93 |
| | | Stride length (m) | 4.34 | 6.00 |
| | | Stride duration (s) | 0.484 | 0.464 |
| | | Stride efficiency (%) | 29.49 | 56.18 |
| | | Stride count | 46.04 | 33.36 |

Disclaimer.

HRNZ and NZMTC and Thoroughbred Ratings Pty Ltd accepts no responsibility for the completeness or accuracy of any of the information contained herein, and makes no representations about its suitability for any particular purpose. Users should make their own judgements about those matters and/or seek independent advice. You assume all risks associated with use of the data provided on this page.

Race Results

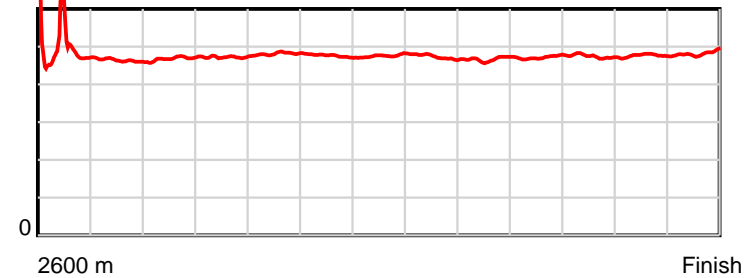
May 29, 2020, Race 1, DUNSTAN SPEEDFEED TROT, Distance 2600m, Addington - Survey 3200m

| Result | TAB no. | Horse (Barrier) | 2200m to | 2000m to | 1800m to | 1600m to | 1400m to | 1200m to | 1000m to | 800m to | 600m to | 400m to | 200m to | Total or | Margin |
|--------|---------|------------------------------|----------|----------|----------|----------|----------|----------|----------|----------|----------|----------|----------|----------|--------|
| 12th | 3 | Spot The Gambler (7) | 2000m | 1800m | 1600m | 1400m | 1200m | 1000m | 800m | 600m | 400m | 200m | WP | Average | |
| | | Position in running (margin) | 13(42.2) | 13(42.9) | 13(42.0) | 13(38.4) | 13(33.3) | 13(29.1) | 13(30.2) | 13(24.1) | 13(17.6) | 13(16.9) | 13(21.9) | | 28.50 |
| | | Sectional time (s) | 16.14 | 15.92 | 16.68 | 15.62 | 14.83 | 15.38 | 15.37 | 14.87 | 15.61 | 15.36 | 15.56 | | |
| | | Cumulative time (s) | 171.34 | 155.20 | 139.28 | 122.60 | 106.98 | 92.15 | 76.77 | 61.40 | 46.53 | 30.92 | 15.56 | 3:29.70 | |
| | | Speed (m/s) | 12.39 | 12.56 | 11.99 | 12.80 | 13.49 | 13.00 | 13.01 | 13.45 | 12.81 | 13.02 | 12.85 | 12.40 | |
| | | Stride length (m) | 5.80 | 5.93 | 5.77 | 6.09 | 6.42 | 6.15 | 6.08 | 6.34 | 6.08 | 6.20 | 6.21 | 5.90 | |
| | | Stride duration (s) | 0.468 | 0.472 | 0.481 | 0.476 | 0.476 | 0.473 | 0.467 | 0.472 | 0.474 | 0.476 | 0.483 | 0.476 | |
| | | Stride efficiency (%) | 52.62 | 54.97 | 51.98 | 58.03 | 64.32 | 59.18 | 57.68 | 62.85 | 57.68 | 60.14 | 60.28 | 54.42 | |
| | | Stride count | 34.47 | 33.72 | 34.68 | 32.82 | 31.17 | 32.50 | 32.92 | 31.54 | 32.92 | 32.24 | 32.20 | 440.58 | |

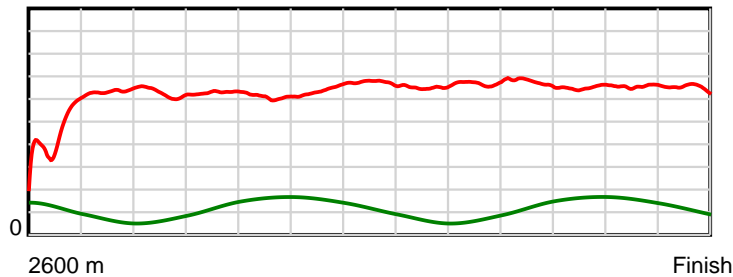
10 m Stride length



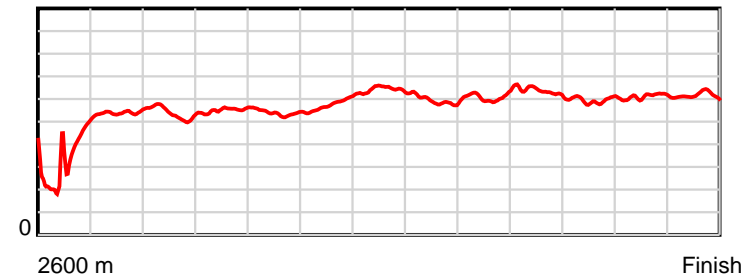
0.6 s Stride duration



20 m/sec Speed



100 % Stride efficiency



Note: Horizontal distance axis grid lines are 200m furlongs.

Disclaimer.

HRNZ and NZMTC and Thoroughbred Ratings Pty Ltd accepts no responsibility for the completeness or accuracy of any of the information contained herein, and makes no representations about its suitability for any particular purpose. Users should make their own judgements about those matters and/or seek independent advice. You assume all risks associated with use of the data provided on this page.



Race Results



May 29, 2020, Race 1, DUNSTAN SPEEDFEED TROT, Distance 2600m, Addington - Survey 3200m

| Result | TAB no. | Horse (Barrier) | 2600 to | 2400m to |
|--------|---------|------------------------------|--------------|--------------|
| 13th | 2 | Greenbank Bett... (6) | 2400m | 2200m |
| | | Position in running (margin) | - | 2(1.7) |
| | | Sectional time (s) | 16.57 | 15.02 |
| | | Cumulative time (s) | 210.19 | 193.62 |
| | | Speed (m/s) | 12.07 | 13.32 |
| | | Stride length (m) | 5.75 | 6.32 |
| | | Stride duration (s) | 0.463 | 0.475 |
| | | Stride efficiency (%) | 51.67 | 62.48 |
| | | Stride count | 34.78 | 31.63 |

Disclaimer.

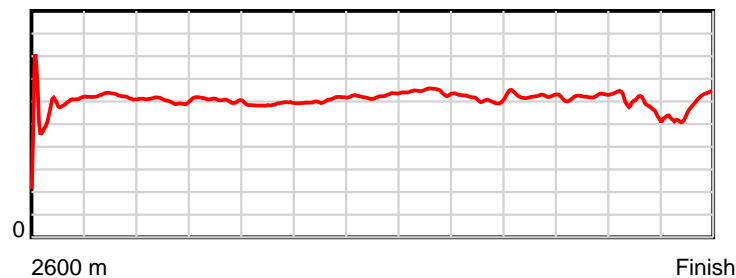
HRNZ and NZMTC and Thoroughbred Ratings Pty Ltd accepts no responsibility for the completeness or accuracy of any of the information contained herein, and makes no representations about its suitability for any particular purpose. Users should make their own judgements about those matters and/or seek independent advice. You assume all risks associated with use of the data provided on this page.

Race Results

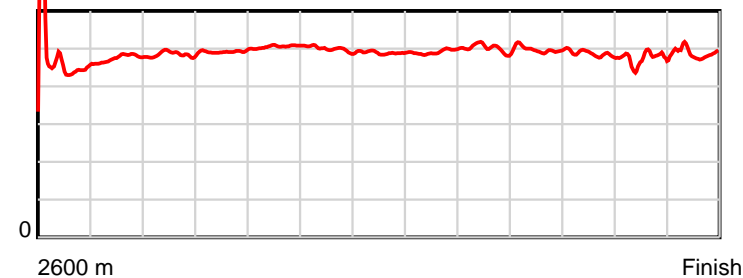
May 29, 2020, Race 1, DUNSTAN SPEEDFEED TROT, Distance 2600m, Addington - Survey 3200m

| Result | TAB no. | Horse (Barrier) | 2200m to | 2000m to | 1800m to | 1600m to | 1400m to | 1200m to | 1000m to | 800m to | 600m to | 400m to | 200m to | Total or | Margin |
|--------|---------|------------------------------|--------------|--------------|--------------|--------------|--------------|--------------|-------------|-------------|-------------|-------------|-----------|----------------|--------|
| 13th | 2 | Greenbank Bett... (6) | 2000m | 1800m | 1600m | 1400m | 1200m | 1000m | 800m | 600m | 400m | 200m | WP | Average | |
| | | Position in running (margin) | 2(0.7) | 2(1.9) | 3(2.8) | 3(3.9) | 3(4.2) | 5(5.5) | 5(5.4) | 6(5.8) | 7(5.5) | 9(5.8) | 11(14.5) | | 31.20 |
| | | Sectional time (s) | 16.23 | 16.20 | 17.48 | 16.52 | 15.73 | 15.18 | 16.46 | 15.91 | 15.79 | 15.96 | 17.14 | | |
| | | Cumulative time (s) | 178.60 | 162.37 | 146.17 | 128.69 | 112.17 | 96.44 | 81.26 | 64.80 | 48.89 | 33.10 | 17.14 | 3:30.19 | |
| | | Speed (m/s) | 12.32 | 12.35 | 11.44 | 12.11 | 12.71 | 13.18 | 12.15 | 12.57 | 12.67 | 12.53 | 11.67 | 12.37 | |
| | | Stride length (m) | 5.97 | 6.07 | 5.78 | 6.04 | 6.22 | 6.48 | 6.08 | 6.26 | 6.15 | 5.79 | 5.60 | 6.03 | |
| | | Stride duration (s) | 0.485 | 0.492 | 0.505 | 0.499 | 0.490 | 0.492 | 0.501 | 0.498 | 0.486 | 0.462 | 0.480 | 0.488 | |
| | | Stride efficiency (%) | 55.77 | 57.60 | 52.22 | 57.02 | 60.54 | 65.62 | 57.84 | 61.29 | 59.16 | 52.43 | 49.06 | 56.85 | |
| | | Stride count | 33.48 | 32.94 | 34.60 | 33.11 | 32.13 | 30.86 | 32.87 | 31.93 | 32.50 | 34.53 | 35.69 | 431.05 | |

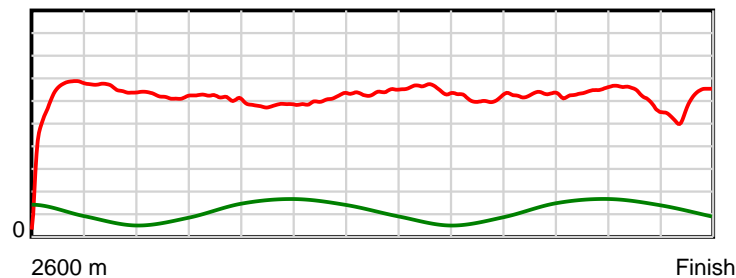
10 m Stride length



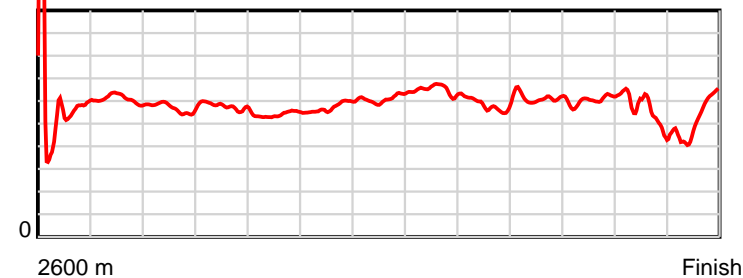
0.5 s Stride duration



20 m/sec Speed



100 % Stride efficiency



Note: Horizontal distance axis grid lines are 200m furlongs.

Disclaimer.

HRNZ and NZMTC and Thoroughbred Ratings Pty Ltd accepts no responsibility for the completeness or accuracy of any of the information contained herein, and makes no representations about its suitability for any particular purpose. Users should make their own judgements about those matters and/or seek independent advice. You assume all risks associated with use of the data provided on this page.



Race Results



May 29, 2020, Race 1, DUNSTAN SPEEDFEED TROT, Distance 2600m, Addington - Survey 3200m

| Result | TAB no. | Horse (Barrier) | 2600 to | 2400m to |
|--------|---------|------------------------------|--------------|--------------|
| 14th | 10 | Sheza Mighty M... (4) | 2400m | 2200m |
| | | Position in running (margin) | - | 13(27.8) |
| | | Sectional time (s) | 20.90 | 19.67 |
| | | Cumulative time (s) | 221.49 | 200.59 |
| | | Speed (m/s) | 9.57 | 10.17 |
| | | Stride length (m) | 4.43 | 4.42 |
| | | Stride duration (s) | 0.420 | 0.434 |
| | | Stride efficiency (%) | 30.65 | 30.49 |
| | | Stride count | 45.16 | 45.28 |

Disclaimer.

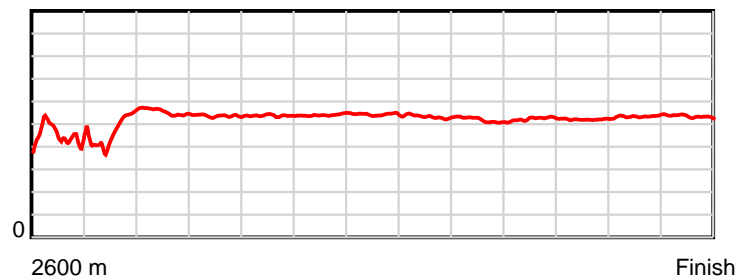
HRNZ and NZMTC and Thoroughbred Ratings Pty Ltd accepts no responsibility for the completeness or accuracy of any of the information contained herein, and makes no representations about its suitability for any particular purpose. Users should make their own judgements about those matters and/or seek independent advice. You assume all risks associated with use of the data provided on this page.

Race Results

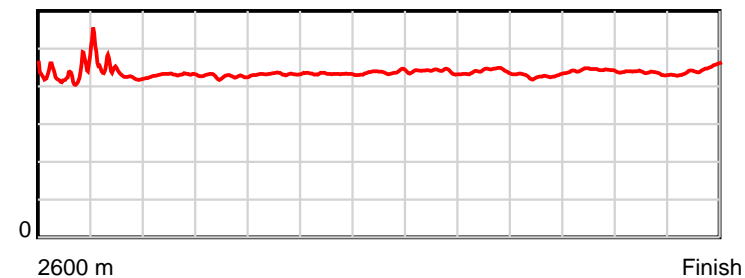
May 29, 2020, Race 1, DUNSTAN SPEEDFEED TROT, Distance 2600m, Addington - Survey 3200m

| Result | TAB no. | Horse (Barrier) | 2200m to | 2000m to | 1800m to | 1600m to | 1400m to | 1200m to | 1000m to | 800m to | 600m to | 400m to | 200m to | Total or | Margin |
|--------|---------|------------------------------|--------------|--------------|--------------|--------------|--------------|--------------|-------------|-------------|-------------|-------------|-----------|----------------|--------|
| 14th | 10 | Sheza Mighty M... (4) | 2000m | 1800m | 1600m | 1400m | 1200m | 1000m | 800m | 600m | 400m | 200m | WP | Average | |
| | | Position in running (margin) | 14(54.7) | 14(53.1) | 14(52.1) | 14(46.2) | 14(44.0) | 14(47.9) | 14(56.1) | 14(60.7) | 14(64.3) | 14(72.7) | 14(84.4) | | 94.00 |
| | | Sectional time (s) | 15.76 | 15.91 | 16.29 | 16.11 | 16.17 | 16.57 | 17.15 | 16.56 | 17.13 | 16.47 | 16.80 | | |
| | | Cumulative time (s) | 180.92 | 165.16 | 149.25 | 132.96 | 116.85 | 100.68 | 84.11 | 66.96 | 50.40 | 33.27 | 16.80 | 3:41.49 | |
| | | Speed (m/s) | 12.69 | 12.57 | 12.28 | 12.41 | 12.37 | 12.07 | 11.66 | 12.08 | 11.68 | 12.14 | 11.90 | 11.74 | |
| | | Stride length (m) | 5.46 | 5.37 | 5.31 | 5.37 | 5.41 | 5.31 | 5.14 | 5.17 | 5.17 | 5.30 | 5.30 | 5.14 | |
| | | Stride duration (s) | 0.431 | 0.427 | 0.433 | 0.433 | 0.437 | 0.440 | 0.441 | 0.428 | 0.443 | 0.436 | 0.445 | 0.438 | |
| | | Stride efficiency (%) | 46.67 | 45.01 | 44.09 | 45.14 | 45.66 | 44.10 | 41.26 | 41.77 | 41.76 | 43.82 | 43.89 | 41.32 | |
| | | Stride count | 36.60 | 37.27 | 37.65 | 37.21 | 37.00 | 37.65 | 38.92 | 38.69 | 38.69 | 37.77 | 37.74 | 505.63 | |

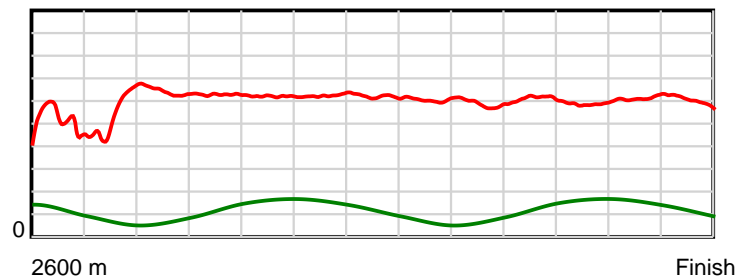
10 m Stride length



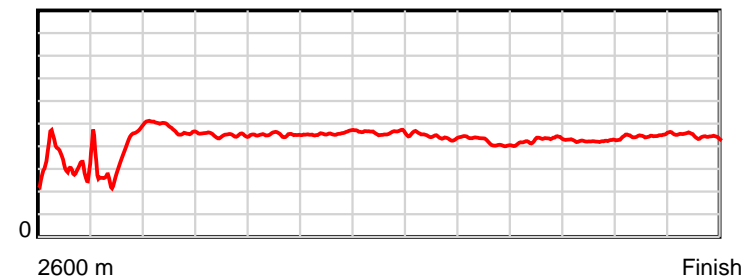
0.6 s Stride duration



20 m/sec Speed



100 % Stride efficiency



Note: Horizontal distance axis grid lines are 200m furlongs.

Disclaimer.

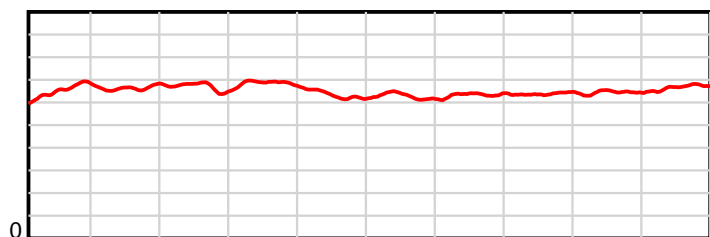
HRNZ and NZMTC and Thoroughbred Ratings Pty Ltd accepts no responsibility for the completeness or accuracy of any of the information contained herein, and makes no representations about its suitability for any particular purpose. Users should make their own judgements about those matters and/or seek independent advice. You assume all risks associated with use of the data provided on this page.

Race Results

May 29, 2020, Race 2, DUNSTAN BETABEET MOBILE PACE, Distance 1980m, Addington - Survey 1980m

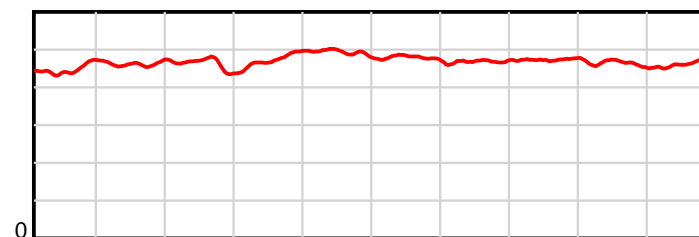
| Result | TAB no. | Horse (Barrier) | 1980 to | 1800m to | 1600m to | 1400m to | 1200m to | 1000m to | 800m to | 600m to | 400m to | 200m to | Total or | Margin |
|--------|---------|------------------------------|--------------|--------------|--------------|--------------|--------------|-------------|-------------|-------------|-------------|-----------|----------------|--------|
| 1st | 12 | Ranger Bomb (10) | 1800m | 1600m | 1400m | 1200m | 1000m | 800m | 600m | 400m | 200m | WP | Average | |
| | | Position in running (margin) | - | 4(3.6) | 4(2.8) | 2(1.1) | 1(0.0) | 1(0.0) | 1(0.0) | 1(0.0) | 1(0.0) | 1(0.0) | | 0.00 |
| | | Sectional time (s) | 12.58 | 14.20 | 13.99 | 13.92 | 15.53 | 15.22 | 14.69 | 14.89 | 14.32 | 13.77 | | |
| | | Cumulative time (s) | 143.11 | 130.53 | 116.33 | 102.34 | 88.42 | 72.89 | 57.67 | 42.98 | 28.09 | 13.77 | 2:23.11 | |
| | | Speed (m/s) | 14.30 | 14.08 | 14.30 | 14.37 | 12.88 | 13.14 | 13.61 | 13.43 | 13.97 | 14.52 | 13.84 | |
| | | Stride length (m) | 6.59 | 6.52 | 6.57 | 6.86 | 6.33 | 6.27 | 6.38 | 6.36 | 6.45 | 6.77 | 6.50 | |
| | | Stride duration (s) | 0.449 | 0.463 | 0.460 | 0.477 | 0.492 | 0.477 | 0.468 | 0.474 | 0.462 | 0.466 | 0.470 | |
| | | Stride efficiency (%) | 67.82 | 66.33 | 67.49 | 73.44 | 62.61 | 61.38 | 63.52 | 63.28 | 64.95 | 71.65 | 66.08 | |
| | | Stride count | 27.32 | 30.70 | 30.43 | 29.17 | 31.60 | 31.91 | 31.37 | 31.43 | 31.02 | 29.54 | 304.49 | |

10 m Stride length



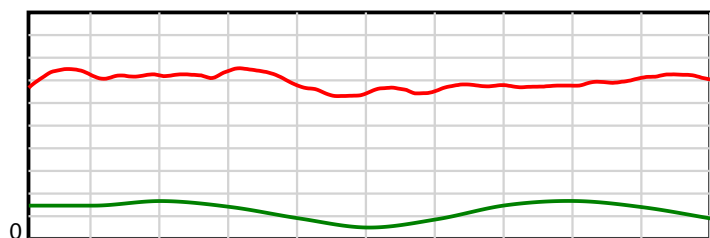
1980 m Finish

0.6 s Stride duration



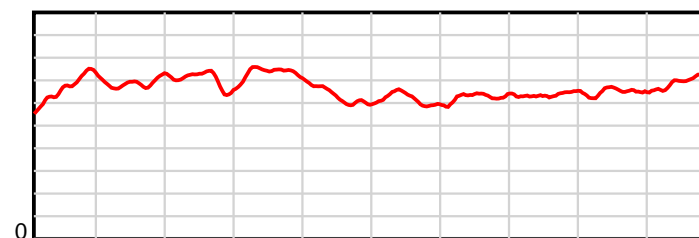
1980 m Finish

20 m/sec Speed



1980 m Finish

100 % Stride efficiency



1980 m Finish

Note: Horizontal distance axis grid lines are 200m furlongs.

Disclaimer.

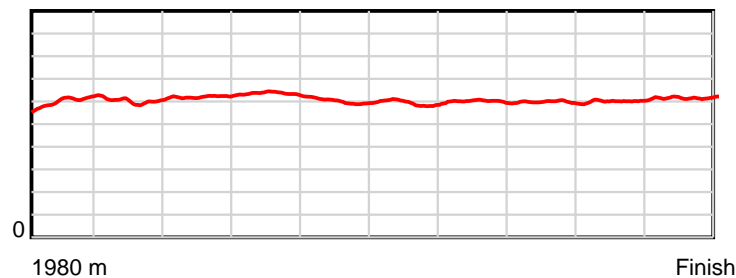
HRNZ and NZMTC and Thoroughbred Ratings Pty Ltd accepts no responsibility for the completeness or accuracy of any of the information contained herein, and makes no representations about its suitability for any particular purpose. Users should make their own judgements about those matters and/or seek independent advice. You assume all risks associated with use of the data provided on this page.

Race Results

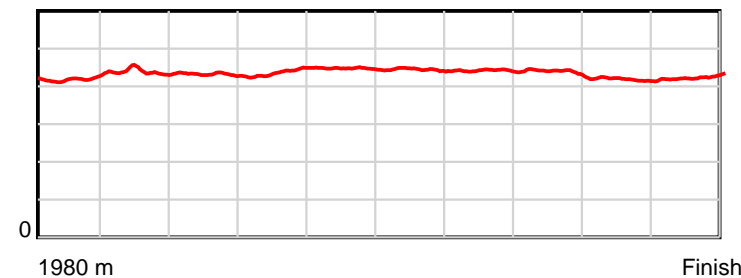
May 29, 2020, Race 2, DUNSTAN BETABEET MOBILE PACE, Distance 1980m, Addington - Survey 1980m

| Result | TAB no. | Horse (Barrier) | 1980 to | 1800m to | 1600m to | 1400m to | 1200m to | 1000m to | 800m to | 600m to | 400m to | 200m to | Total or | Margin |
|--------|---------|------------------------------|---------|----------|----------|----------|----------|----------|---------|---------|---------|---------|----------|--------|
| 2nd | 10 | Tiebreaker (9) | 1800m | 1600m | 1400m | 1200m | 1000m | 800m | 600m | 400m | 200m | WP | Average | |
| | | Position in running (margin) | - | 7(5.8) | 6(8.6) | 7(7.8) | 6(5.8) | 4(2.5) | 4(2.6) | 4(2.7) | 4(3.0) | 4(1.6) | | 0.80 |
| | | Sectional time (s) | 12.80 | 14.82 | 14.14 | 13.77 | 14.99 | 15.23 | 14.72 | 14.93 | 14.09 | 13.76 | | |
| | | Cumulative time (s) | 143.25 | 130.45 | 115.63 | 101.49 | 87.72 | 72.73 | 57.50 | 42.78 | 27.85 | 13.76 | 2:23.25 | |
| | | Speed (m/s) | 14.06 | 13.50 | 14.14 | 14.52 | 13.34 | 13.13 | 13.59 | 13.40 | 14.19 | 14.53 | 13.82 | |
| | | Stride length (m) | 6.06 | 5.92 | 6.11 | 6.34 | 5.97 | 5.83 | 6.00 | 5.86 | 5.94 | 6.16 | 6.02 | |
| | | Stride duration (s) | 0.419 | 0.439 | 0.432 | 0.437 | 0.447 | 0.444 | 0.442 | 0.438 | 0.419 | 0.424 | 0.435 | |
| | | Stride efficiency (%) | 57.39 | 54.79 | 58.41 | 62.91 | 55.63 | 53.15 | 56.26 | 53.70 | 55.18 | 59.39 | 56.57 | |
| | | Stride count | 29.70 | 33.78 | 32.71 | 31.52 | 33.52 | 34.29 | 33.33 | 34.12 | 33.66 | 32.44 | 329.07 | |

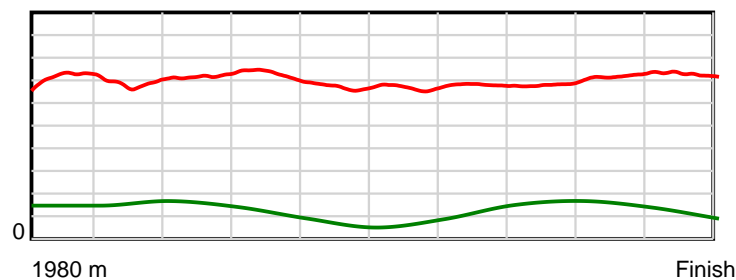
10 m Stride length



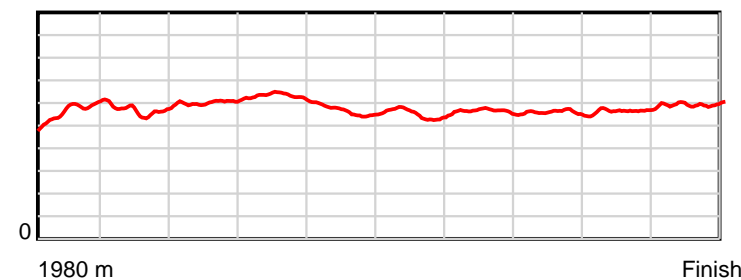
0.6 s Stride duration



20 m/sec Speed



100 % Stride efficiency



Note: Horizontal distance axis grid lines are 200m furlongs.

Disclaimer.

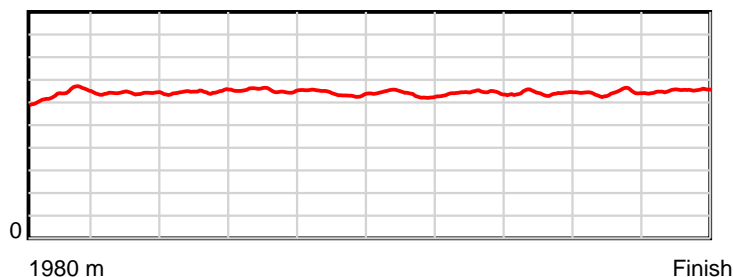
HRNZ and NZMTC and Thoroughbred Ratings Pty Ltd accepts no responsibility for the completeness or accuracy of any of the information contained herein, and makes no representations about its suitability for any particular purpose. Users should make their own judgements about those matters and/or seek independent advice. You assume all risks associated with use of the data provided on this page.

Race Results

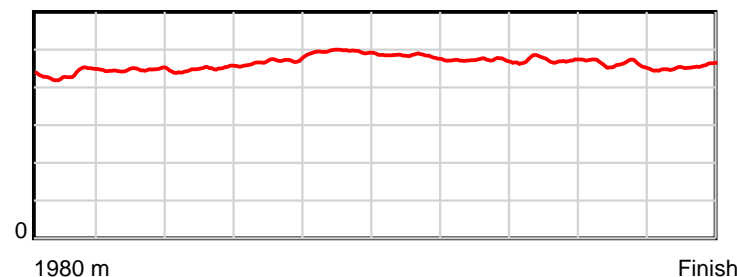
May 29, 2020, Race 2, DUNSTAN BETABEET MOBILE PACE, Distance 1980m, Addington - Survey 1980m

| Result | TAB no. | Horse (Barrier) | 1980 to | 1800m to | 1600m to | 1400m to | 1200m to | 1000m to | 800m to | 600m to | 400m to | 200m to | Total or | Margin |
|--------|---------|------------------------------|---------|----------|----------|----------|----------|----------|---------|---------|---------|---------|----------|--------|
| 3rd | 3 | Ifyou sayso (2) | 1800m | 1600m | 1400m | 1200m | 1000m | 800m | 600m | 400m | 200m | WP | Average | |
| | | Position in running (margin) | - | 3(2.3) | 2(1.1) | 1(0.0) | 2(1.8) | 3(1.6) | 3(2.0) | 3(2.2) | 3(1.9) | 2(1.5) | | 1.90 |
| | | Sectional time (s) | 12.28 | 14.14 | 14.10 | 14.40 | 15.50 | 15.28 | 14.72 | 14.85 | 14.24 | 13.95 | | |
| | | Cumulative time (s) | 143.46 | 131.18 | 117.04 | 102.94 | 88.54 | 73.04 | 57.76 | 43.04 | 28.19 | 13.95 | 2:23.46 | |
| | | Speed (m/s) | 14.65 | 14.14 | 14.18 | 13.89 | 12.90 | 13.09 | 13.59 | 13.47 | 14.04 | 14.34 | 13.80 | |
| | | Stride length (m) | 6.36 | 6.31 | 6.36 | 6.53 | 6.38 | 6.32 | 6.39 | 6.35 | 6.47 | 6.51 | 6.40 | |
| | | Stride duration (s) | 0.435 | 0.446 | 0.448 | 0.470 | 0.494 | 0.483 | 0.470 | 0.471 | 0.460 | 0.454 | 0.463 | |
| | | Stride efficiency (%) | 63.19 | 62.19 | 63.14 | 66.54 | 63.55 | 62.34 | 63.81 | 63.00 | 65.33 | 66.22 | 63.92 | |
| | | Stride count | 28.31 | 31.70 | 31.46 | 30.65 | 31.36 | 31.66 | 31.30 | 31.50 | 30.93 | 30.72 | 309.59 | |

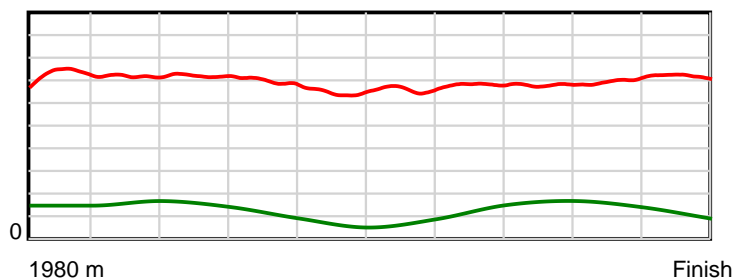
10 m Stride length



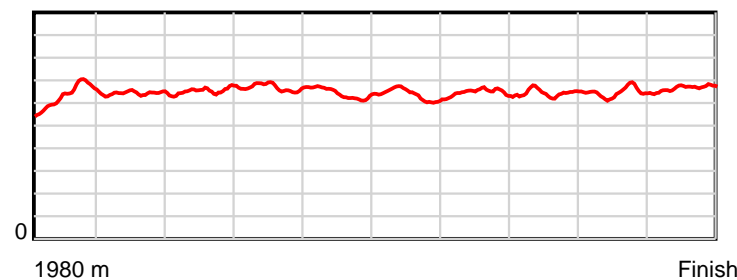
0.6 s Stride duration



20 m/sec Speed



100 % Stride efficiency



Note: Horizontal distance axis grid lines are 200m furlongs.

Disclaimer.

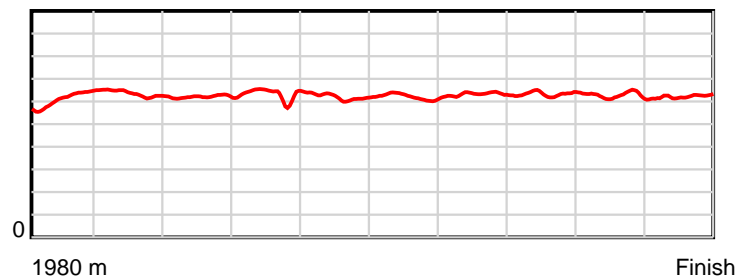
HRNZ and NZMTC and Thoroughbred Ratings Pty Ltd accepts no responsibility for the completeness or accuracy of any of the information contained herein, and makes no representations about its suitability for any particular purpose. Users should make their own judgements about those matters and/or seek independent advice. You assume all risks associated with use of the data provided on this page.

Race Results

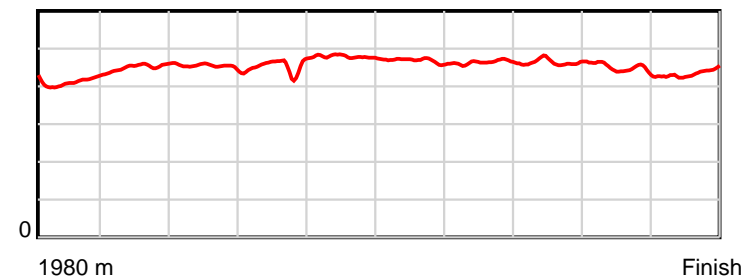
May 29, 2020, Race 2, DUNSTAN BETABEET MOBILE PACE, Distance 1980m, Addington - Survey 1980m

| Result | TAB no. | Horse (Barrier) | 1980 to | 1800m to | 1600m to | 1400m to | 1200m to | 1000m to | 800m to | 600m to | 400m to | 200m to | Total or | Margin |
|--------|---------|------------------------------|---------|----------|----------|----------|----------|----------|---------|---------|---------|---------|----------|--------|
| 4th | 5 | Hells Shadow (4) | 1800m | 1600m | 1400m | 1200m | 1000m | 800m | 600m | 400m | 200m | WP | Average | |
| | | Position in running (margin) | - | 1(0.0) | 1(0.0) | 3(2.1) | 4(3.6) | 5(3.6) | 5(3.7) | 5(3.9) | 5(3.3) | 6(3.5) | | 4.20 |
| | | Sectional time (s) | 12.00 | 14.34 | 14.62 | 14.36 | 15.53 | 15.24 | 14.72 | 14.80 | 14.35 | 13.91 | | |
| | | Cumulative time (s) | 143.87 | 131.87 | 117.53 | 102.91 | 88.55 | 73.02 | 57.78 | 43.06 | 28.26 | 13.91 | 2:23.87 | |
| | | Speed (m/s) | 15.00 | 13.95 | 13.68 | 13.93 | 12.88 | 13.12 | 13.59 | 13.51 | 13.94 | 14.38 | 13.76 | |
| | | Stride length (m) | 6.18 | 6.30 | 6.19 | 6.33 | 6.16 | 6.14 | 6.31 | 6.26 | 6.24 | 6.26 | 6.24 | |
| | | Stride duration (s) | 0.411 | 0.452 | 0.453 | 0.454 | 0.478 | 0.468 | 0.464 | 0.463 | 0.447 | 0.435 | 0.453 | |
| | | Stride efficiency (%) | 59.78 | 62.07 | 59.88 | 62.53 | 59.25 | 58.85 | 62.15 | 61.21 | 60.80 | 61.24 | 60.77 | |
| | | Stride count | 29.10 | 31.73 | 32.31 | 31.62 | 32.48 | 32.59 | 31.71 | 31.95 | 32.06 | 31.95 | 317.50 | |

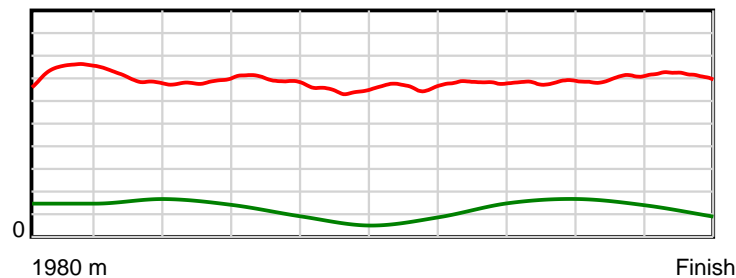
10 m Stride length



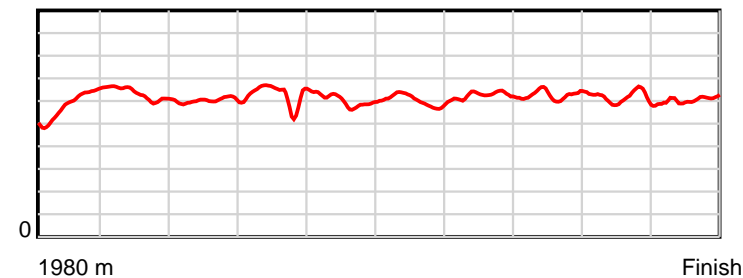
0.6 s Stride duration



20 m/sec Speed



100 % Stride efficiency



Note: Horizontal distance axis grid lines are 200m furlongs.

Disclaimer.

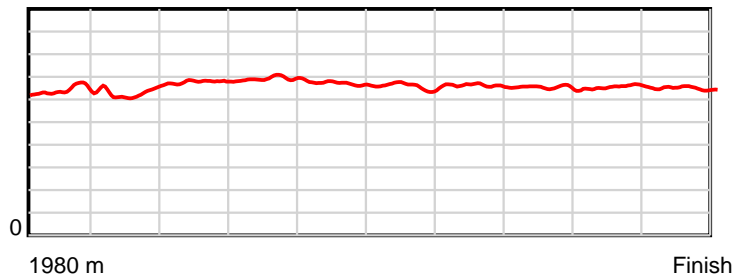
HRNZ and NZMTC and Thoroughbred Ratings Pty Ltd accepts no responsibility for the completeness or accuracy of any of the information contained herein, and makes no representations about its suitability for any particular purpose. Users should make their own judgements about those matters and/or seek independent advice. You assume all risks associated with use of the data provided on this page.

Race Results

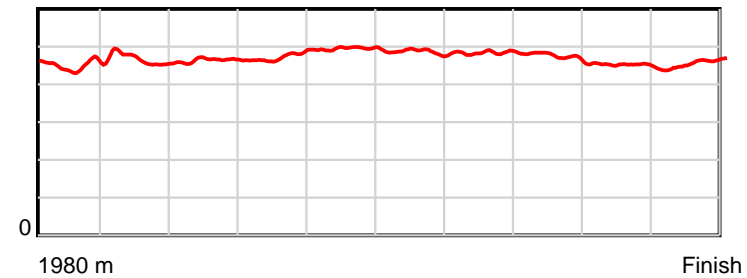
May 29, 2020, Race 2, DUNSTAN BETABEET MOBILE PACE, Distance 1980m, Addington - Survey 1980m

| Result | TAB no. | Horse (Barrier) | 1980 to | 1800m to | 1600m to | 1400m to | 1200m to | 1000m to | 800m to | 600m to | 400m to | 200m to | Total or | Margin |
|--------|---------|------------------------------|---------|----------|----------|----------|----------|----------|---------|---------|---------|---------|----------|--------|
| 5th | 13 | Jaffa Josh (0) | 1800m | 1600m | 1400m | 1200m | 1000m | 800m | 600m | 400m | 200m | WP | Average | |
| | | Position in running (margin) | - | 9(7.5) | 8(12.1) | 8(9.7) | 8(7.3) | 6(5.1) | 6(4.7) | 6(4.8) | 6(4.5) | 5(3.3) | | 4.70 |
| | | Sectional time (s) | 13.14 | 15.12 | 13.87 | 13.70 | 15.17 | 15.15 | 14.71 | 14.83 | 14.13 | 14.13 | | |
| | | Cumulative time (s) | 143.95 | 130.81 | 115.69 | 101.82 | 88.12 | 72.95 | 57.80 | 43.09 | 28.26 | 14.13 | 2:23.95 | |
| | | Speed (m/s) | 13.69 | 13.23 | 14.42 | 14.60 | 13.18 | 13.20 | 13.60 | 13.49 | 14.15 | 14.15 | 13.75 | |
| | | Stride length (m) | 6.37 | 6.18 | 6.69 | 6.91 | 6.52 | 6.41 | 6.58 | 6.38 | 6.38 | 6.47 | 6.48 | |
| | | Stride duration (s) | 0.449 | 0.467 | 0.464 | 0.473 | 0.495 | 0.486 | 0.484 | 0.473 | 0.451 | 0.457 | 0.471 | |
| | | Stride efficiency (%) | 63.48 | 59.67 | 69.99 | 74.59 | 66.48 | 64.25 | 67.60 | 63.63 | 63.57 | 65.39 | 65.72 | |
| | | Stride count | 28.24 | 32.37 | 29.88 | 28.95 | 30.66 | 31.19 | 30.41 | 31.34 | 31.36 | 30.92 | 305.32 | |

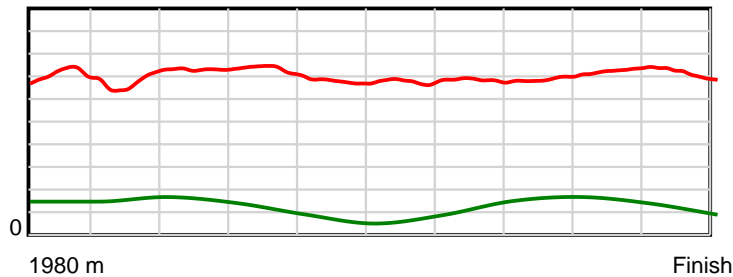
10 m Stride length



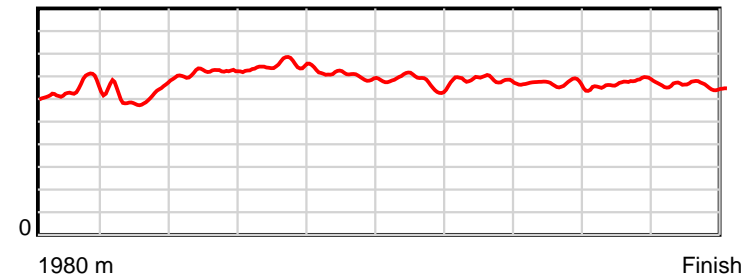
0.6 s Stride duration



20 m/sec Speed



100 % Stride efficiency



Note: Horizontal distance axis grid lines are 200m furlongs.

Disclaimer.

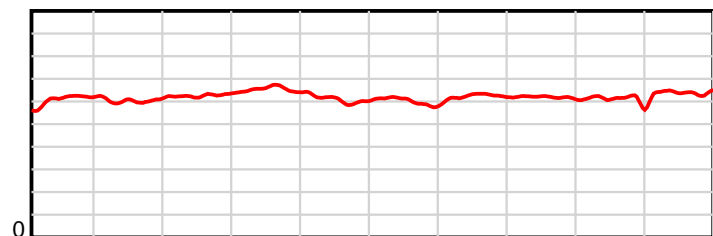
HRNZ and NZMTC and Thoroughbred Ratings Pty Ltd accepts no responsibility for the completeness or accuracy of any of the information contained herein, and makes no representations about its suitability for any particular purpose. Users should make their own judgements about those matters and/or seek independent advice. You assume all risks associated with use of the data provided on this page.

Race Results

May 29, 2020, Race 2, DUNSTAN BETABEET MOBILE PACE, Distance 1980m, Addington - Survey 1980m

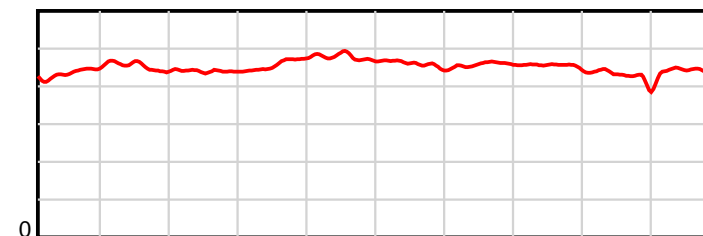
| Result | TAB no. | Horse (Barrier) | 1980 to | 1800m to | 1600m to | 1400m to | 1200m to | 1000m to | 800m to | 600m to | 400m to | 200m to | Total or | Margin |
|--------|---------|------------------------------|---------|----------|----------|----------|----------|----------|---------|---------|---------|---------|----------|--------|
| 6th | 4 | Olive Cook (3) | 1800m | 1600m | 1400m | 1200m | 1000m | 800m | 600m | 400m | 200m | WP | Average | |
| | | Position in running (margin) | - | 6(5.3) | 7(9.6) | 6(7.4) | 7(6.7) | 9(7.8) | 9(8.5) | 10(8.1) | 9(7.1) | 7(5.6) | | 5.60 |
| | | Sectional time (s) | 12.84 | 15.06 | 13.90 | 13.99 | 15.72 | 15.34 | 14.62 | 14.72 | 14.07 | 13.86 | | |
| | | Cumulative time (s) | 144.12 | 131.28 | 116.22 | 102.32 | 88.33 | 72.61 | 57.27 | 42.65 | 27.93 | 13.86 | 2:24.12 | |
| | | Speed (m/s) | 14.01 | 13.28 | 14.39 | 14.30 | 12.72 | 13.04 | 13.68 | 13.59 | 14.21 | 14.43 | 13.74 | |
| | | Stride length (m) | 6.15 | 6.02 | 6.33 | 6.56 | 6.08 | 5.98 | 6.27 | 6.17 | 6.05 | 6.44 | 6.20 | |
| | | Stride duration (s) | 0.436 | 0.453 | 0.440 | 0.459 | 0.478 | 0.459 | 0.458 | 0.454 | 0.426 | 0.446 | 0.451 | |
| | | Stride efficiency (%) | 59.09 | 56.68 | 62.64 | 67.27 | 57.72 | 55.86 | 61.40 | 59.50 | 57.26 | 64.75 | 60.07 | |
| | | Stride count | 29.27 | 33.21 | 31.59 | 30.48 | 32.91 | 33.45 | 31.91 | 32.41 | 33.04 | 31.07 | 319.34 | |

10 m Stride length



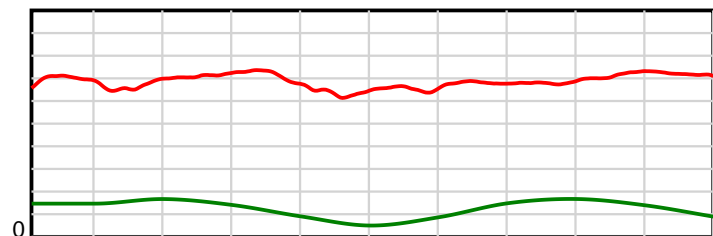
1980 m Finish

0.6 s Stride duration



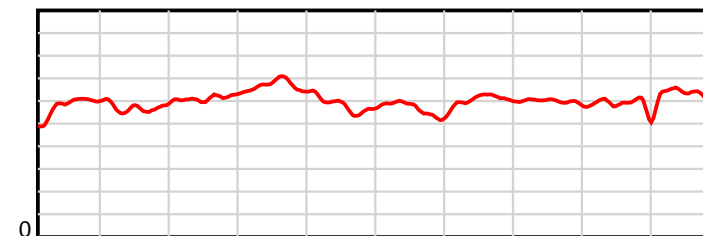
1980 m Finish

20 m/sec Speed



1980 m Finish

100 % Stride efficiency



1980 m Finish

Note: Horizontal distance axis grid lines are 200m furlongs.

Disclaimer.

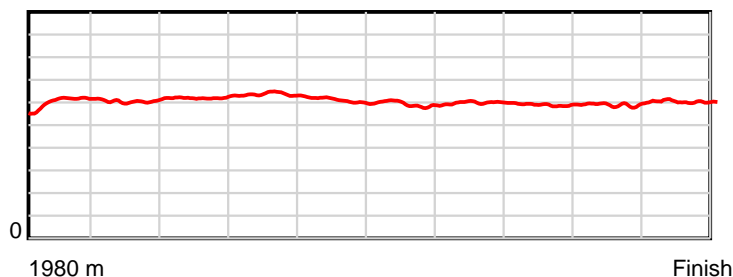
HRNZ and NZMTC and Thoroughbred Ratings Pty Ltd accepts no responsibility for the completeness or accuracy of any of the information contained herein, and makes no representations about its suitability for any particular purpose. Users should make their own judgements about those matters and/or seek independent advice. You assume all risks associated with use of the data provided on this page.

Race Results

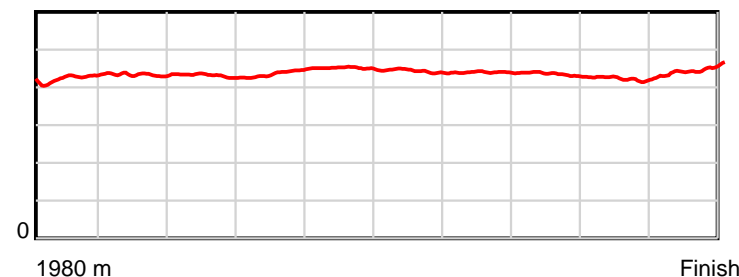
May 29, 2020, Race 2, DUNSTAN BETABEET MOBILE PACE, Distance 1980m, Addington - Survey 1980m

| Result | TAB no. | Horse (Barrier) | 1980 to | 1800m to | 1600m to | 1400m to | 1200m to | 1000m to | 800m to | 600m to | 400m to | 200m to | Total or | Margin |
|--------|---------|------------------------------|---------|----------|----------|----------|----------|----------|---------|---------|---------|---------|----------|--------|
| 7th | 7 | Prospect Park (6) | 1800m | 1600m | 1400m | 1200m | 1000m | 800m | 600m | 400m | 200m | WP | Average | |
| | | Position in running (margin) | - | 5(3.9) | 5(6.6) | 5(4.8) | 3(2.9) | 2(0.9) | 2(0.8) | 2(1.0) | 2(1.2) | 3(1.6) | | 7.10 |
| | | Sectional time (s) | 12.60 | 14.78 | 13.98 | 13.78 | 15.19 | 15.20 | 14.74 | 14.92 | 14.38 | 14.82 | | |
| | | Cumulative time (s) | 144.39 | 131.79 | 117.01 | 103.03 | 89.25 | 74.06 | 58.86 | 44.12 | 29.20 | 14.82 | 2:24.39 | |
| | | Speed (m/s) | 14.28 | 13.53 | 14.31 | 14.51 | 13.17 | 13.16 | 13.57 | 13.40 | 13.91 | 13.50 | 13.71 | |
| | | Stride length (m) | 6.04 | 5.87 | 6.17 | 6.35 | 5.93 | 5.83 | 5.97 | 5.82 | 5.89 | 6.03 | 5.98 | |
| | | Stride duration (s) | 0.423 | 0.434 | 0.431 | 0.437 | 0.451 | 0.443 | 0.440 | 0.434 | 0.423 | 0.447 | 0.436 | |
| | | Stride efficiency (%) | 56.92 | 53.82 | 59.49 | 62.93 | 55.02 | 53.15 | 55.66 | 52.95 | 54.14 | 56.84 | 55.97 | |
| | | Stride count | 29.82 | 34.08 | 32.41 | 31.52 | 33.71 | 34.29 | 33.51 | 34.36 | 33.98 | 33.16 | 330.84 | |

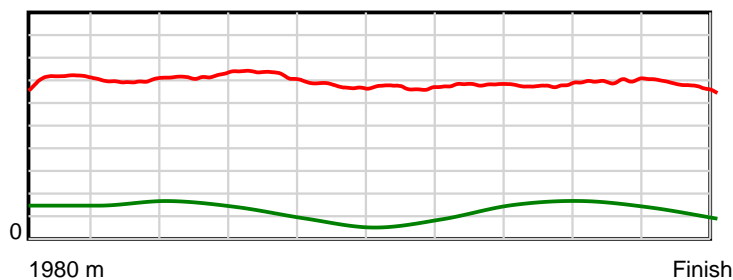
10 m Stride length



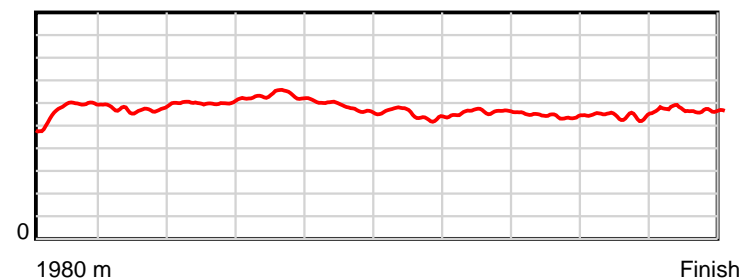
0.6 s Stride duration



20 m/sec Speed



100 % Stride efficiency



Note: Horizontal distance axis grid lines are 200m furlongs.

Disclaimer.

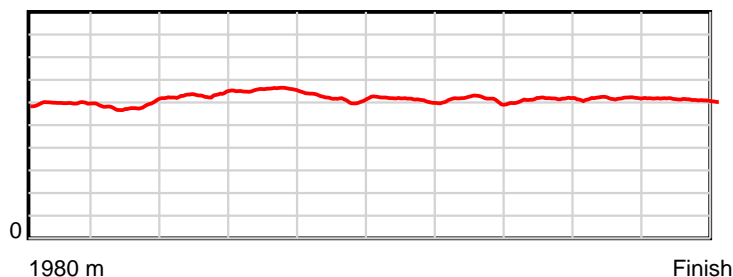
HRNZ and NZMTC and Thoroughbred Ratings Pty Ltd accepts no responsibility for the completeness or accuracy of any of the information contained herein, and makes no representations about its suitability for any particular purpose. Users should make their own judgements about those matters and/or seek independent advice. You assume all risks associated with use of the data provided on this page.

Race Results

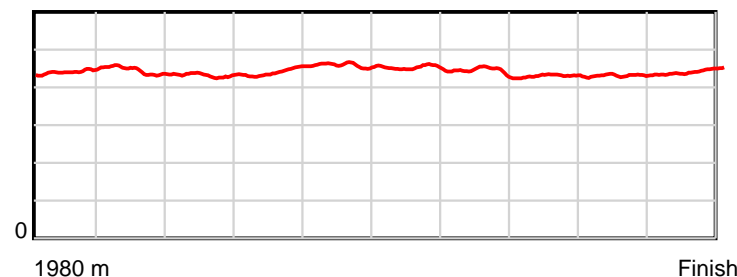
May 29, 2020, Race 2, DUNSTAN BETABEET MOBILE PACE, Distance 1980m, Addington - Survey 1980m

| Result | TAB no. | Horse (Barrier) | 1980 to | 1800m to | 1600m to | 1400m to | 1200m to | 1000m to | 800m to | 600m to | 400m to | 200m to | Total or | Margin |
|--------|---------|------------------------------|--------------|--------------|--------------|--------------|--------------|-------------|-------------|-------------|-------------|-----------|----------------|--------|
| 8th | 9 | Delightful GNP (8) | 1800m | 1600m | 1400m | 1200m | 1000m | 800m | 600m | 400m | 200m | WP | Average | |
| | | Position in running (margin) | - | 11(9.6) | 11(17.9) | 11(14.8) | 11(11.3) | 10(9.2) | 10(9.0) | 9(7.8) | 7(5.4) | 8(6.1) | | 9.40 |
| | | Sectional time (s) | 13.41 | 15.72 | 13.77 | 13.51 | 15.18 | 15.19 | 14.50 | 14.48 | 14.44 | 14.61 | | |
| | | Cumulative time (s) | 144.81 | 131.40 | 115.68 | 101.91 | 88.40 | 73.22 | 58.03 | 43.53 | 29.05 | 14.61 | 2:24.81 | |
| | | Speed (m/s) | 13.42 | 12.72 | 14.52 | 14.80 | 13.18 | 13.17 | 13.79 | 13.81 | 13.85 | 13.69 | 13.67 | |
| | | Stride length (m) | 5.90 | 5.65 | 6.27 | 6.53 | 6.04 | 5.94 | 6.11 | 5.93 | 5.98 | 6.07 | 6.04 | |
| | | Stride duration (s) | 0.441 | 0.444 | 0.432 | 0.441 | 0.458 | 0.451 | 0.443 | 0.429 | 0.432 | 0.443 | 0.441 | |
| | | Stride efficiency (%) | 54.46 | 49.95 | 61.46 | 66.54 | 57.01 | 55.20 | 58.33 | 54.95 | 55.91 | 57.51 | 56.93 | |
| | | Stride count | 30.49 | 35.37 | 31.89 | 30.65 | 33.11 | 33.65 | 32.73 | 33.73 | 33.44 | 32.97 | 328.03 | |

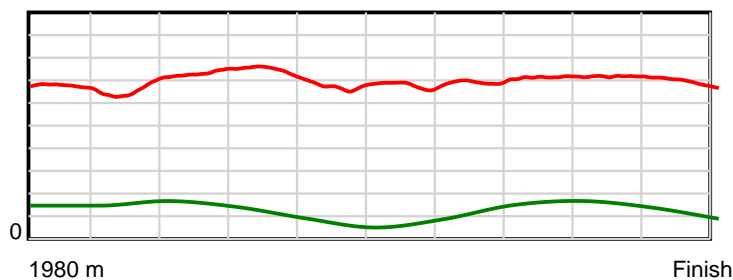
10 m Stride length



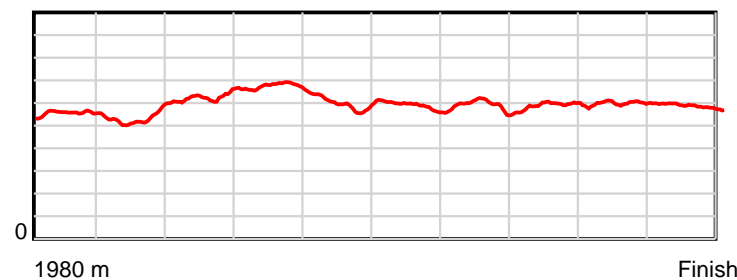
0.6 s Stride duration



20 m/sec Speed



100 % Stride efficiency



Note: Horizontal distance axis grid lines are 200m furlongs.

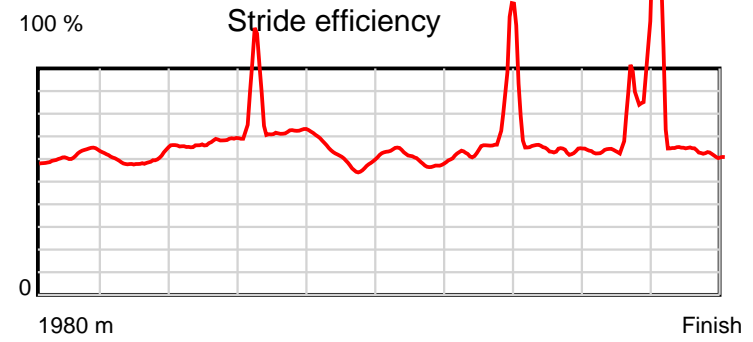
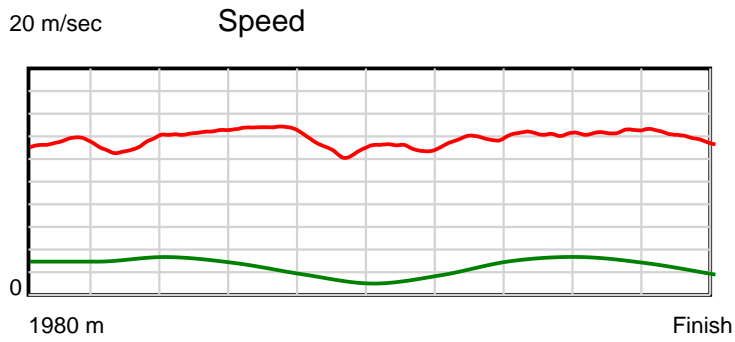
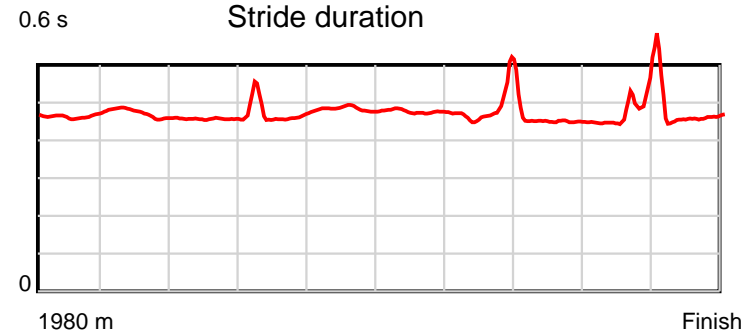
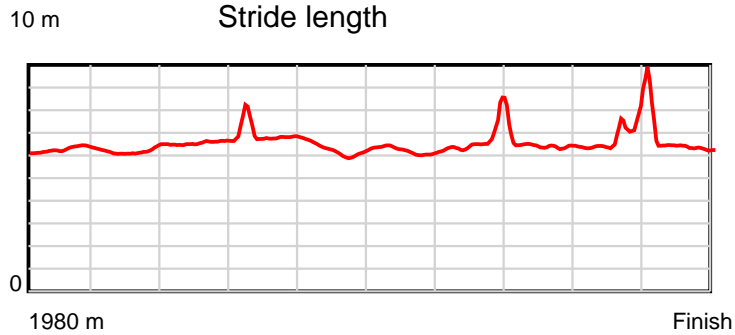
Disclaimer.

HRNZ and NZMTC and Thoroughbred Ratings Pty Ltd accepts no responsibility for the completeness or accuracy of any of the information contained herein, and makes no representations about its suitability for any particular purpose. Users should make their own judgements about those matters and/or seek independent advice. You assume all risks associated with use of the data provided on this page.

Race Results

May 29, 2020, Race 2, DUNSTAN BETABEET MOBILE PACE, Distance 1980m, Addington - Survey 1980m

| Result | TAB no. | Horse (Barrier) | 1980 to | 1800m to | 1600m to | 1400m to | 1200m to | 1000m to | 800m to | 600m to | 400m to | 200m to | Total or | Margin |
|--------|---------|------------------------------|---------|----------|----------|----------|----------|----------|----------|----------|---------|---------|----------|--------|
| 9th | 8 | Chloe (7) | 1800m | 1600m | 1400m | 1200m | 1000m | 800m | 600m | 400m | 200m | WP | Average | |
| | | Position in running (margin) | - | 10(9.0) | 10(15.8) | 10(13.2) | 10(10.1) | 11(9.6) | 11(10.6) | 11(10.1) | 10(7.7) | 10(7.8) | | 10.30 |
| | | Sectional time (s) | 13.38 | 15.47 | 13.85 | 13.59 | 15.46 | 15.38 | 14.61 | 14.48 | 14.34 | 14.40 | | |
| | | Cumulative time (s) | 144.96 | 131.58 | 116.11 | 102.26 | 88.67 | 73.21 | 57.83 | 43.22 | 28.74 | 14.40 | 2:24.96 | |
| | | Speed (m/s) | 13.45 | 12.93 | 14.44 | 14.72 | 12.94 | 13.00 | 13.69 | 13.81 | 13.95 | 13.89 | 13.66 | |
| | | Stride length (m) | 6.30 | 6.10 | 6.59 | 6.87 | 6.26 | 6.19 | 6.50 | 6.22 | 6.44 | 6.36 | 6.38 | |
| | | Stride duration (s) | 0.464 | 0.472 | 0.456 | 0.467 | 0.484 | 0.476 | 0.475 | 0.450 | 0.462 | 0.458 | 0.467 | |
| | | Stride efficiency (%) | 61.97 | 58.08 | 67.93 | 73.70 | 61.19 | 59.90 | 66.08 | 60.40 | 64.81 | 63.20 | 63.53 | |
| | | Stride count | 28.58 | 32.81 | 30.33 | 29.12 | 31.96 | 32.30 | 30.76 | 32.17 | 31.05 | 31.45 | 310.53 | |



Note: Horizontal distance axis grid lines are 200m furlongs.

Disclaimer.

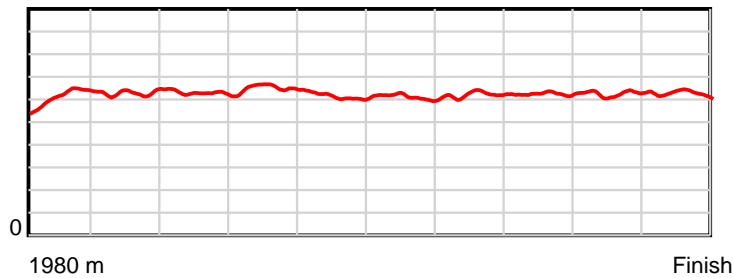
HRNZ and NZMTC and Thoroughbred Ratings Pty Ltd accepts no responsibility for the completeness or accuracy of any of the information contained herein, and makes no representations about its suitability for any particular purpose. Users should make their own judgements about those matters and/or seek independent advice. You assume all risks associated with use of the data provided on this page.

Race Results

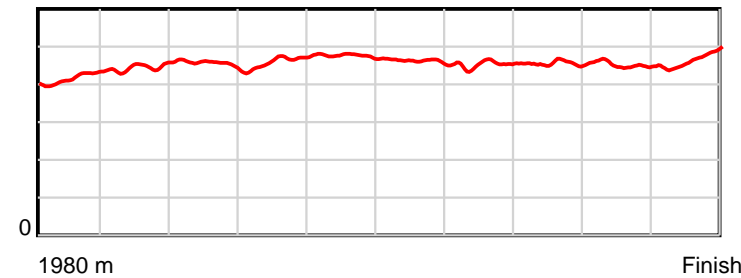
May 29, 2020, Race 2, DUNSTAN BETABEET MOBILE PACE, Distance 1980m, Addington - Survey 1980m

| Result | TAB no. | Horse (Barrier) | 1980 to | 1800m to | 1600m to | 1400m to | 1200m to | 1000m to | 800m to | 600m to | 400m to | 200m to | Total or | Margin |
|--------|---------|------------------------------|---------|----------|----------|----------|----------|----------|---------|---------|---------|---------|----------|--------|
| 10th | 1 | Mick Beth (1) | 1800m | 1600m | 1400m | 1200m | 1000m | 800m | 600m | 400m | 200m | WP | Average | |
| | | Position in running (margin) | - | 2(1.9) | 3(2.1) | 4(4.7) | 5(5.4) | 7(6.2) | 7(6.5) | 7(5.9) | 8(5.8) | 9(6.5) | | 13.30 |
| | | Sectional time (s) | 12.02 | 14.38 | 14.71 | 14.22 | 15.65 | 15.28 | 14.59 | 14.88 | 14.42 | 15.36 | | |
| | | Cumulative time (s) | 145.51 | 133.49 | 119.11 | 104.40 | 90.18 | 74.53 | 59.25 | 44.66 | 29.78 | 15.36 | 2:25.51 | |
| | | Speed (m/s) | 14.97 | 13.91 | 13.60 | 14.06 | 12.78 | 13.09 | 13.71 | 13.44 | 13.87 | 13.02 | 13.61 | |
| | | Stride length (m) | 6.14 | 6.19 | 6.20 | 6.48 | 6.08 | 6.04 | 6.21 | 6.12 | 6.26 | 6.09 | 6.18 | |
| | | Stride duration (s) | 0.416 | 0.445 | 0.456 | 0.461 | 0.476 | 0.462 | 0.453 | 0.455 | 0.452 | 0.468 | 0.454 | |
| | | Stride efficiency (%) | 58.91 | 59.88 | 60.00 | 65.53 | 57.76 | 57.08 | 60.29 | 58.50 | 61.33 | 57.96 | 59.67 | |
| | | Stride count | 29.32 | 32.31 | 32.28 | 30.88 | 32.90 | 33.09 | 32.20 | 32.69 | 31.92 | 32.84 | 320.43 | |

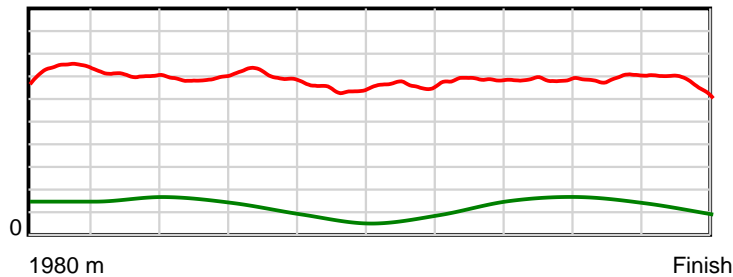
10 m Stride length



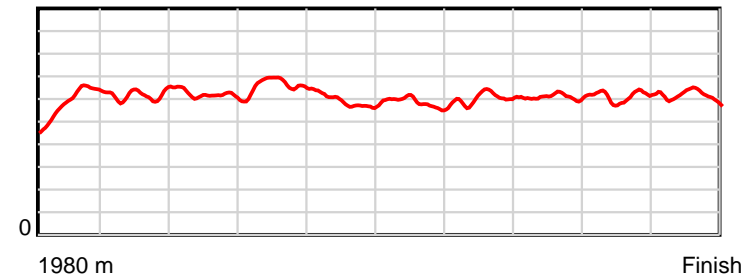
0.6 s Stride duration



20 m/sec Speed



100 % Stride efficiency



Note: Horizontal distance axis grid lines are 200m furlongs.

Disclaimer.

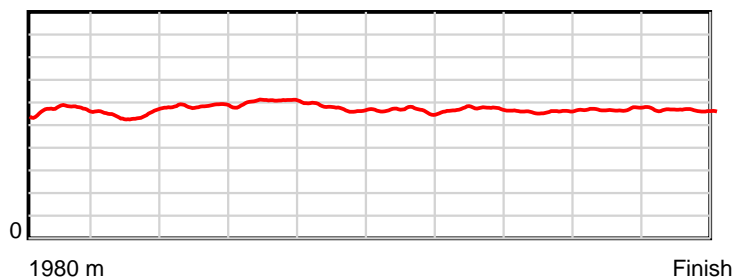
HRNZ and NZMTC and Thoroughbred Ratings Pty Ltd accepts no responsibility for the completeness or accuracy of any of the information contained herein, and makes no representations about its suitability for any particular purpose. Users should make their own judgements about those matters and/or seek independent advice. You assume all risks associated with use of the data provided on this page.

Race Results

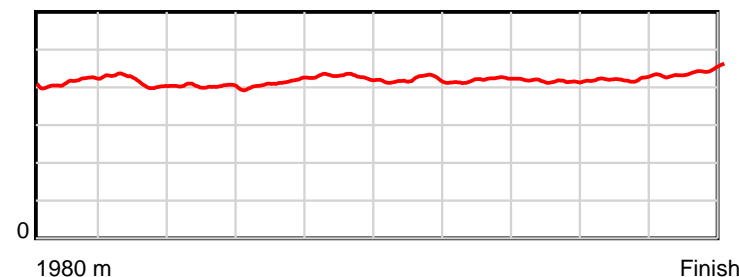
May 29, 2020, Race 2, DUNSTAN BETABEET MOBILE PACE, Distance 1980m, Addington - Survey 1980m

| Result | TAB no. | Horse (Barrier) | 1980 to | 1800m to | 1600m to | 1400m to | 1200m to | 1000m to | 800m to | 600m to | 400m to | 200m to | Total or | Margin |
|--------|---------|------------------------------|---------|----------|----------|----------|----------|----------|---------|---------|---------|----------|----------|--------|
| 11th | 6 | Ireby Hugo (5) | 1800m | 1600m | 1400m | 1200m | 1000m | 800m | 600m | 400m | 200m | WP | Average | |
| | | Position in running (margin) | - | 8(7.0) | 9(14.9) | 9(12.5) | 9(10.0) | 8(7.5) | 8(7.3) | 8(6.9) | 11(8.3) | 11(12.0) | | 21.40 |
| | | Sectional time (s) | 13.04 | 15.66 | 13.89 | 13.67 | 15.13 | 15.18 | 14.62 | 15.12 | 14.94 | 15.71 | | |
| | | Cumulative time (s) | 146.96 | 133.92 | 118.26 | 104.37 | 90.70 | 75.57 | 60.39 | 45.77 | 30.65 | 15.71 | 2:26.96 | |
| | | Speed (m/s) | 13.80 | 12.77 | 14.40 | 14.63 | 13.22 | 13.18 | 13.68 | 13.23 | 13.39 | 12.73 | 13.47 | |
| | | Stride length (m) | 5.69 | 5.29 | 5.80 | 6.01 | 5.67 | 5.53 | 5.75 | 5.51 | 5.66 | 5.62 | 5.65 | |
| | | Stride duration (s) | 0.413 | 0.414 | 0.403 | 0.411 | 0.429 | 0.420 | 0.420 | 0.416 | 0.423 | 0.441 | 0.419 | |
| | | Stride efficiency (%) | 50.51 | 43.80 | 52.64 | 56.54 | 50.17 | 47.80 | 51.62 | 47.38 | 50.10 | 49.29 | 49.82 | |
| | | Stride count | 31.66 | 37.78 | 34.46 | 33.25 | 35.30 | 36.16 | 34.80 | 36.32 | 35.32 | 35.61 | 350.66 | |

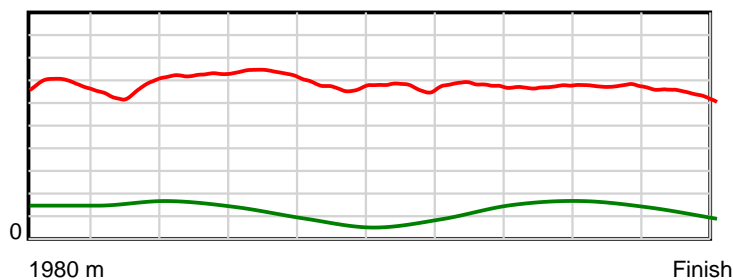
10 m Stride length



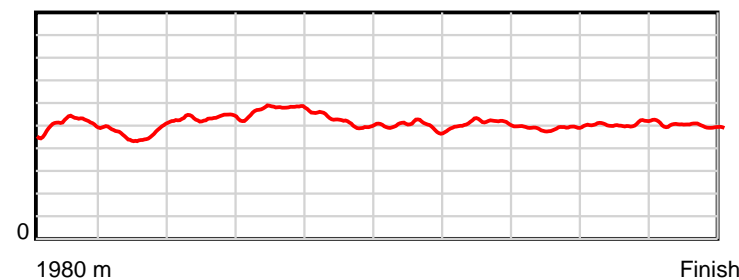
0.6 s Stride duration



20 m/sec Speed



100 % Stride efficiency



Note: Horizontal distance axis grid lines are 200m furlongs.

Disclaimer.

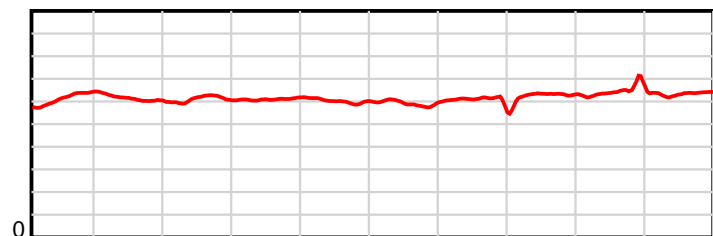
HRNZ and NZMTC and Thoroughbred Ratings Pty Ltd accepts no responsibility for the completeness or accuracy of any of the information contained herein, and makes no representations about its suitability for any particular purpose. Users should make their own judgements about those matters and/or seek independent advice. You assume all risks associated with use of the data provided on this page.

Race Results

May 29, 2020, Race 3, DUNSTAN EXTRUDED RICE MOBILE PACE, Distance 1980m, Addington - Survey 1980m

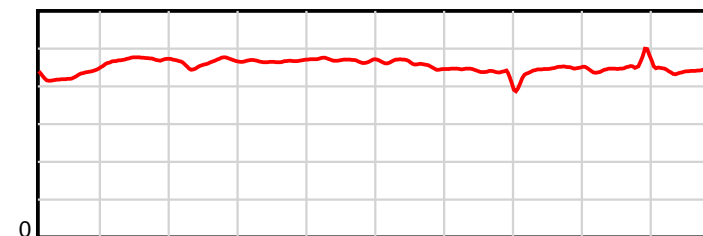
| Result | TAB no. | Horse (Barrier) | 1980 to | 1800m to | 1600m to | 1400m to | 1200m to | 1000m to | 800m to | 600m to | 400m to | 200m to | Total or | Margin |
|--------|---------|------------------------------|---------|----------|----------|----------|----------|----------|---------|---------|---------|---------|----------|--------|
| 1st | 4 | Dhaulagiri (3) | 1800m | 1600m | 1400m | 1200m | 1000m | 800m | 600m | 400m | 200m | WP | Average | |
| | | Position in running (margin) | - | 1(0.0) | 1(0.0) | 1(0.0) | 1(0.0) | 1(0.0) | 1(0.0) | 1(0.0) | 1(0.0) | 1(0.0) | | 0.00 |
| | | Sectional time (s) | 12.55 | 15.48 | 15.15 | 15.22 | 15.44 | 15.41 | 14.30 | 14.33 | 14.07 | 13.98 | | |
| | | Cumulative time (s) | 145.93 | 133.38 | 117.90 | 102.75 | 87.53 | 72.09 | 56.68 | 42.38 | 28.05 | 13.98 | 2:25.93 | |
| | | Speed (m/s) | 14.35 | 12.92 | 13.20 | 13.14 | 12.95 | 12.98 | 13.99 | 13.96 | 14.21 | 14.31 | 13.57 | |
| | | Stride length (m) | 6.17 | 6.09 | 6.11 | 6.14 | 6.08 | 5.94 | 6.06 | 6.22 | 6.40 | 6.35 | 6.15 | |
| | | Stride duration (s) | 0.429 | 0.472 | 0.463 | 0.467 | 0.470 | 0.458 | 0.433 | 0.446 | 0.450 | 0.444 | 0.454 | |
| | | Stride efficiency (%) | 59.48 | 58.03 | 58.34 | 58.92 | 57.81 | 55.18 | 57.38 | 60.54 | 63.99 | 63.07 | 59.19 | |
| | | Stride count | 29.18 | 32.82 | 32.73 | 32.57 | 32.88 | 33.66 | 33.01 | 32.13 | 31.25 | 31.48 | 321.71 | |

10 m Stride length



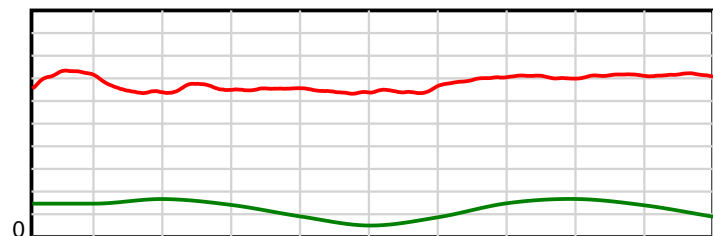
1980 m Finish

0.6 s Stride duration



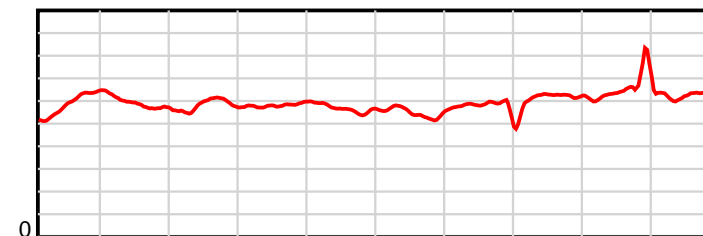
1980 m Finish

20 m/sec Speed



1980 m Finish

100 % Stride efficiency



1980 m Finish

Note: Horizontal distance axis grid lines are 200m furlongs.

Disclaimer.

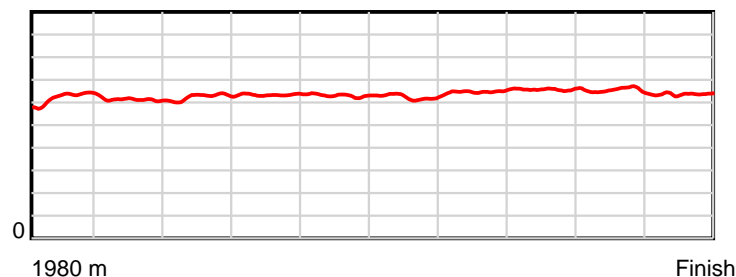
HRNZ and NZMTC and Thoroughbred Ratings Pty Ltd accepts no responsibility for the completeness or accuracy of any of the information contained herein, and makes no representations about its suitability for any particular purpose. Users should make their own judgements about those matters and/or seek independent advice. You assume all risks associated with use of the data provided on this page.

Race Results

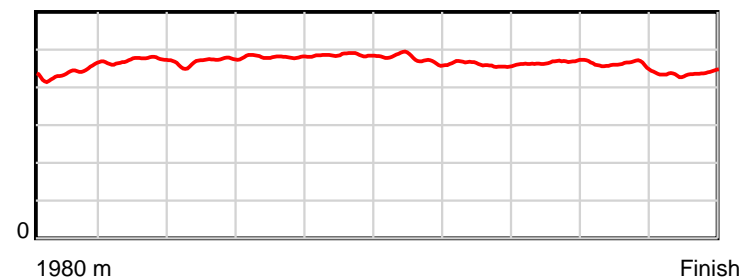
May 29, 2020, Race 3, DUNSTAN EXTRUDED RICE MOBILE PACE, Distance 1980m, Addington - Survey 1980m

| Result | TAB no. | Horse (Barrier) | 1980 to | 1800m to | 1600m to | 1400m to | 1200m to | 1000m to | 800m to | 600m to | 400m to | 200m to | Total or | Margin |
|--------|---------|------------------------------|--------------|--------------|--------------|--------------|--------------|-------------|-------------|-------------|-------------|-----------|----------------|--------|
| 2nd | 2 | Twilight Broma... (2) | 1800m | 1600m | 1400m | 1200m | 1000m | 800m | 600m | 400m | 200m | WP | Average | |
| | | Position in running (margin) | - | 2(1.4) | 2(2.2) | 2(2.3) | 2(2.3) | 2(1.7) | 2(1.8) | 3(1.9) | 3(2.0) | 2(2.0) | | 0.90 |
| | | Sectional time (s) | 12.70 | 15.62 | 15.17 | 15.22 | 15.34 | 15.44 | 14.31 | 14.35 | 14.06 | 13.88 | | |
| | | Cumulative time (s) | 146.09 | 133.39 | 117.77 | 102.60 | 87.38 | 72.04 | 56.60 | 42.29 | 27.94 | 13.88 | 2:26.09 | |
| | | Speed (m/s) | 14.18 | 12.80 | 13.18 | 13.14 | 13.04 | 12.95 | 13.98 | 13.94 | 14.22 | 14.41 | 13.55 | |
| | | Stride length (m) | 6.21 | 6.04 | 6.18 | 6.32 | 6.33 | 6.15 | 6.44 | 6.50 | 6.53 | 6.30 | 6.30 | |
| | | Stride duration (s) | 0.440 | 0.472 | 0.469 | 0.481 | 0.486 | 0.475 | 0.461 | 0.467 | 0.459 | 0.437 | 0.465 | |
| | | Stride efficiency (%) | 60.22 | 57.08 | 59.68 | 62.48 | 62.68 | 59.13 | 64.83 | 66.09 | 66.73 | 61.93 | 62.00 | |
| | | Stride count | 29.00 | 33.09 | 32.36 | 31.63 | 31.58 | 32.51 | 31.05 | 30.75 | 30.61 | 31.77 | 314.35 | |

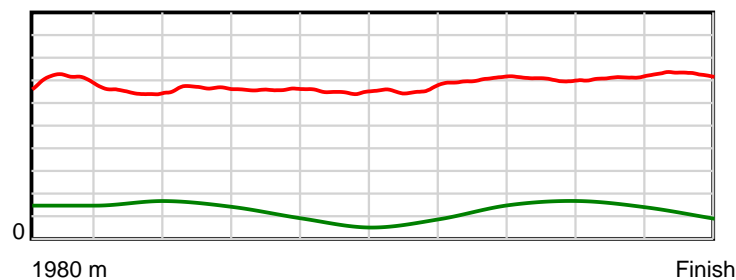
10 m Stride length



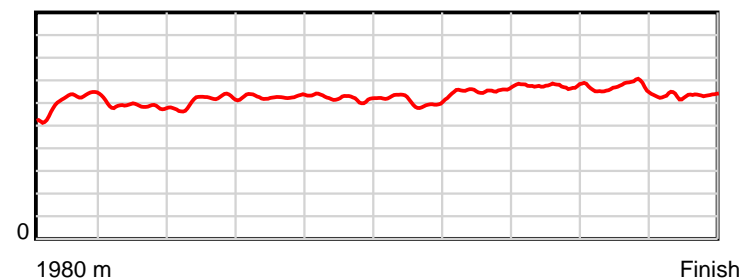
0.6 s Stride duration



20 m/sec Speed



100 % Stride efficiency



Note: Horizontal distance axis grid lines are 200m furlongs.

Disclaimer.

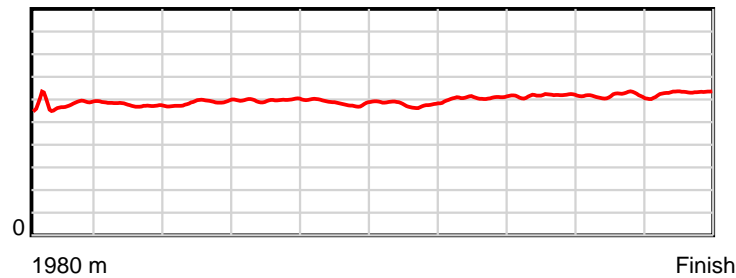
HRNZ and NZMTC and Thoroughbred Ratings Pty Ltd accepts no responsibility for the completeness or accuracy of any of the information contained herein, and makes no representations about its suitability for any particular purpose. Users should make their own judgements about those matters and/or seek independent advice. You assume all risks associated with use of the data provided on this page.

Race Results

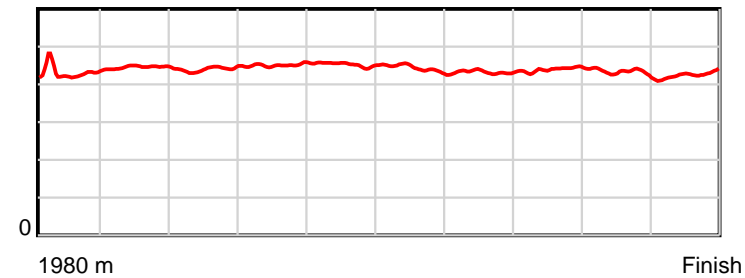
May 29, 2020, Race 3, DUNSTAN EXTRUDED RICE MOBILE PACE, Distance 1980m, Addington - Survey 1980m

| Result | TAB no. | Horse (Barrier) | 1980 to | 1800m to | 1600m to | 1400m to | 1200m to | 1000m to | 800m to | 600m to | 400m to | 200m to | Total or | Margin |
|--------|---------|------------------------------|---------|----------|----------|----------|----------|----------|---------|---------|---------|---------|----------|--------|
| 3rd | 1 | Wyatt Waller (1) | 1800m | 1600m | 1400m | 1200m | 1000m | 800m | 600m | 400m | 200m | WP | Average | |
| | | Position in running (margin) | - | 5(5.9) | 5(6.2) | 4(4.8) | 4(4.6) | 4(4.6) | 5(4.2) | 5(4.1) | 5(3.9) | 4(3.5) | | 1.10 |
| | | Sectional time (s) | 13.47 | 15.53 | 14.91 | 15.20 | 15.44 | 15.35 | 14.28 | 14.30 | 14.00 | 13.64 | | |
| | | Cumulative time (s) | 146.12 | 132.65 | 117.12 | 102.21 | 87.01 | 71.57 | 56.22 | 41.94 | 27.64 | 13.64 | 2:26.12 | |
| | | Speed (m/s) | 13.37 | 12.88 | 13.41 | 13.16 | 12.95 | 13.03 | 14.01 | 13.99 | 14.29 | 14.66 | 13.55 | |
| | | Stride length (m) | 5.78 | 5.74 | 5.91 | 5.93 | 5.87 | 5.77 | 6.06 | 6.14 | 6.18 | 6.25 | 5.96 | |
| | | Stride duration (s) | 0.431 | 0.445 | 0.440 | 0.451 | 0.453 | 0.443 | 0.433 | 0.439 | 0.433 | 0.426 | 0.440 | |
| | | Stride efficiency (%) | 52.24 | 51.43 | 54.54 | 54.97 | 53.75 | 51.95 | 57.42 | 58.93 | 59.73 | 61.08 | 55.50 | |
| | | Stride count | 31.13 | 34.86 | 33.85 | 33.72 | 34.10 | 34.69 | 32.99 | 32.57 | 32.35 | 31.99 | 332.25 | |

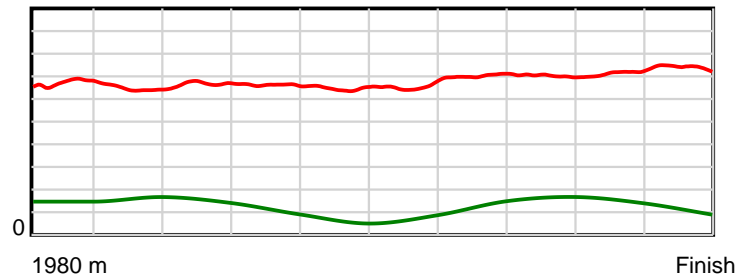
10 m Stride length



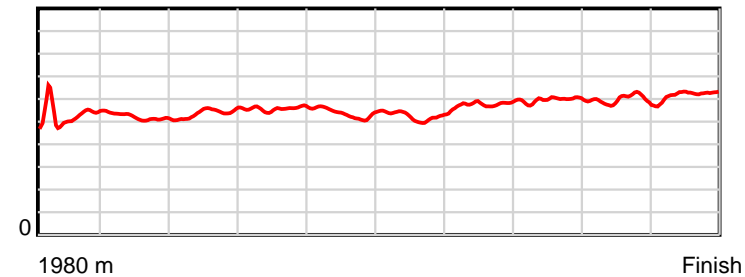
0.6 s Stride duration



20 m/sec Speed



100 % Stride efficiency



Note: Horizontal distance axis grid lines are 200m furlongs.

Disclaimer.

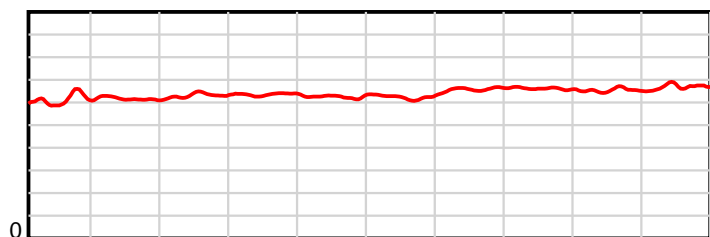
HRNZ and NZMTC and Thoroughbred Ratings Pty Ltd accepts no responsibility for the completeness or accuracy of any of the information contained herein, and makes no representations about its suitability for any particular purpose. Users should make their own judgements about those matters and/or seek independent advice. You assume all risks associated with use of the data provided on this page.

Race Results

May 29, 2020, Race 3, DUNSTAN EXTRUDED RICE MOBILE PACE, Distance 1980m, Addington - Survey 1980m

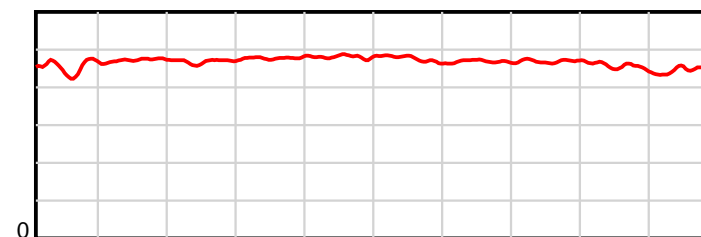
| Result | TAB no. | Horse (Barrier) | 1980 to | 1800m to | 1600m to | 1400m to | 1200m to | 1000m to | 800m to | 600m to | 400m to | 200m to | Total or | Margin |
|--------|---------|------------------------------|---------|----------|----------|----------|----------|----------|---------|---------|---------|---------|----------|--------|
| 4th | 10 | Percy (9) | 1800m | 1600m | 1400m | 1200m | 1000m | 800m | 600m | 400m | 200m | WP | Average | |
| | | Position in running (margin) | - | 7(7.9) | 7(8.2) | 6(7.3) | 6(6.6) | 6(7.0) | 7(6.2) | 7(5.8) | 7(5.2) | 7(5.0) | | 1.80 |
| | | Sectional time (s) | 13.90 | 15.53 | 15.01 | 15.10 | 15.51 | 15.28 | 14.24 | 14.23 | 14.04 | 13.42 | | |
| | | Cumulative time (s) | 146.26 | 132.36 | 116.83 | 101.82 | 86.72 | 71.21 | 55.93 | 41.69 | 27.46 | 13.42 | 2:26.26 | |
| | | Speed (m/s) | 12.95 | 12.88 | 13.32 | 13.25 | 12.89 | 13.09 | 14.04 | 14.05 | 14.25 | 14.90 | 13.54 | |
| | | Stride length (m) | 6.09 | 6.09 | 6.25 | 6.34 | 6.20 | 6.22 | 6.58 | 6.60 | 6.48 | 6.72 | 6.35 | |
| | | Stride duration (s) | 0.455 | 0.473 | 0.469 | 0.478 | 0.481 | 0.475 | 0.468 | 0.469 | 0.455 | 0.451 | 0.469 | |
| | | Stride efficiency (%) | 58.00 | 57.91 | 60.98 | 62.75 | 60.00 | 60.54 | 67.61 | 67.97 | 65.67 | 70.63 | 63.05 | |
| | | Stride count | 29.55 | 32.85 | 32.02 | 31.56 | 32.28 | 32.13 | 30.40 | 30.32 | 30.85 | 29.75 | 311.71 | |

10 m Stride length



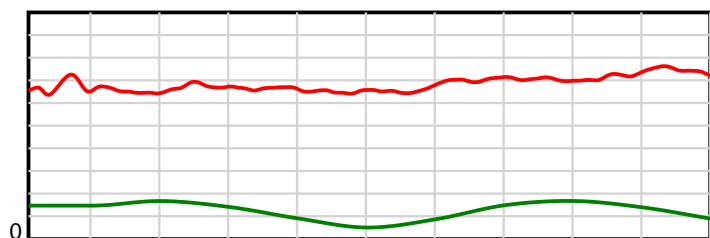
1980 m Finish

0.6 s Stride duration



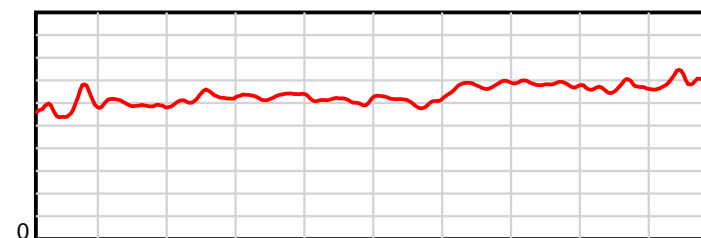
1980 m Finish

20 m/sec Speed



1980 m Finish

100 % Stride efficiency



1980 m Finish

Note: Horizontal distance axis grid lines are 200m furlongs.

Disclaimer.

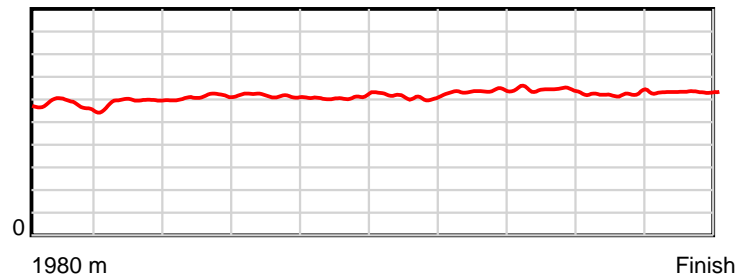
HRNZ and NZMTC and Thoroughbred Ratings Pty Ltd accepts no responsibility for the completeness or accuracy of any of the information contained herein, and makes no representations about its suitability for any particular purpose. Users should make their own judgements about those matters and/or seek independent advice. You assume all risks associated with use of the data provided on this page.

Race Results

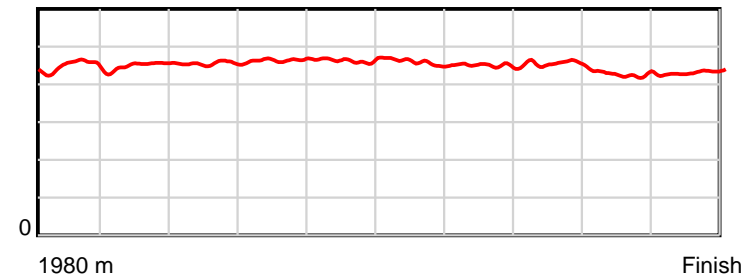
May 29, 2020, Race 3, DUNSTAN EXTRUDED RICE MOBILE PACE, Distance 1980m, Addington - Survey 1980m

| Result | TAB no. | Horse (Barrier) | 1980 to | 1800m to | 1600m to | 1400m to | 1200m to | 1000m to | 800m to | 600m to | 400m to | 200m to | Total or | Margin |
|--------|---------|------------------------------|---------|----------|----------|----------|----------|----------|---------|---------|---------|---------|----------|--------|
| 5th | 7 | King Of Clay (6) | 1800m | 1600m | 1400m | 1200m | 1000m | 800m | 600m | 400m | 200m | WP | Average | |
| | | Position in running (margin) | - | 8(8.8) | 8(8.6) | 7(8.4) | 7(6.9) | 7(7.1) | 6(5.7) | 6(4.3) | 6(4.3) | 5(3.9) | | 1.90 |
| | | Sectional time (s) | 13.93 | 15.43 | 15.14 | 14.96 | 15.49 | 15.18 | 14.07 | 14.33 | 14.00 | 13.74 | | |
| | | Cumulative time (s) | 146.27 | 132.34 | 116.91 | 101.77 | 86.81 | 71.32 | 56.14 | 42.07 | 27.74 | 13.74 | 2:26.27 | |
| | | Speed (m/s) | 12.92 | 12.96 | 13.21 | 13.37 | 12.91 | 13.18 | 14.21 | 13.96 | 14.29 | 14.56 | 13.54 | |
| | | Stride length (m) | 5.80 | 5.83 | 6.01 | 6.21 | 5.98 | 6.04 | 6.40 | 6.34 | 6.09 | 6.30 | 6.10 | |
| | | Stride duration (s) | 0.450 | 0.450 | 0.455 | 0.464 | 0.463 | 0.458 | 0.450 | 0.454 | 0.426 | 0.433 | 0.450 | |
| | | Stride efficiency (%) | 52.54 | 53.07 | 56.48 | 60.20 | 55.94 | 56.92 | 63.97 | 62.81 | 57.95 | 62.04 | 58.07 | |
| | | Stride count | 31.04 | 34.32 | 33.27 | 32.22 | 33.43 | 33.14 | 31.26 | 31.55 | 32.84 | 31.74 | 324.81 | |

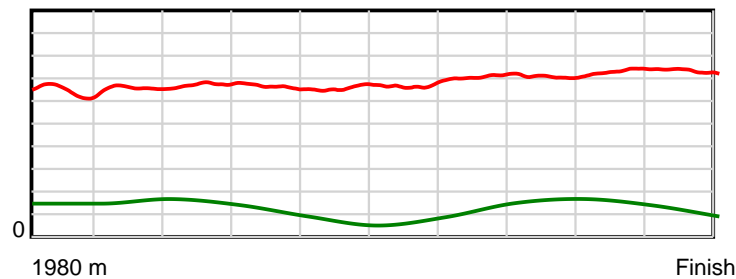
10 m Stride length



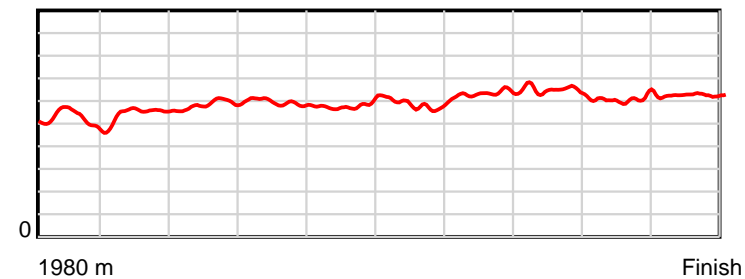
0.6 s Stride duration



20 m/sec Speed



100 % Stride efficiency



Note: Horizontal distance axis grid lines are 200m furlongs.

Disclaimer.

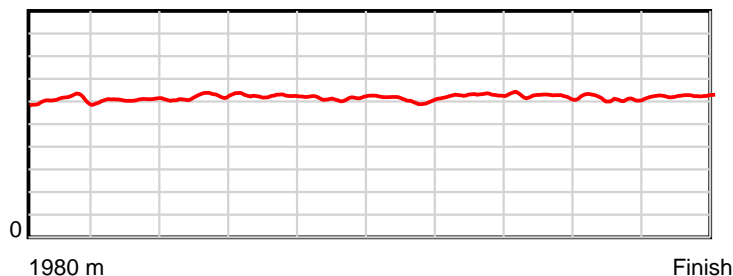
HRNZ and NZMTC and Thoroughbred Ratings Pty Ltd accepts no responsibility for the completeness or accuracy of any of the information contained herein, and makes no representations about its suitability for any particular purpose. Users should make their own judgements about those matters and/or seek independent advice. You assume all risks associated with use of the data provided on this page.

Race Results

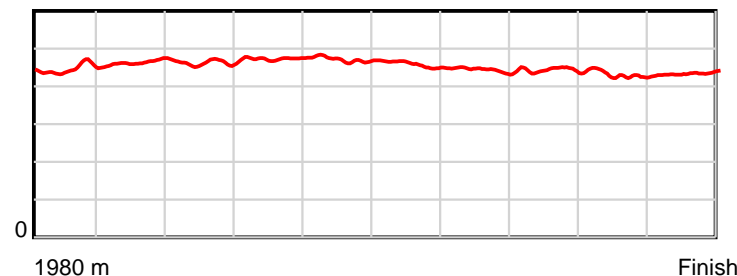
May 29, 2020, Race 3, DUNSTAN EXTRUDED RICE MOBILE PACE, Distance 1980m, Addington - Survey 1980m

| Result | TAB no. | Horse (Barrier) | 1980 to | 1800m to | 1600m to | 1400m to | 1200m to | 1000m to | 800m to | 600m to | 400m to | 200m to | Total or | Margin |
|--------|---------|------------------------------|--------------|--------------|--------------|--------------|--------------|-------------|-------------|-------------|-------------|-----------|----------------|--------|
| 6th | 11 | Fast Ace (10) | 1800m | 1600m | 1400m | 1200m | 1000m | 800m | 600m | 400m | 200m | WP | Average | |
| | | Position in running (margin) | - | 6(6.4) | 4(5.8) | 5(5.7) | 5(5.0) | 5(5.3) | 4(3.9) | 4(2.6) | 4(2.9) | 6(4.1) | | 2.90 |
| | | Sectional time (s) | 13.61 | 15.39 | 15.14 | 15.10 | 15.49 | 15.19 | 14.08 | 14.37 | 14.28 | 13.81 | | |
| | | Cumulative time (s) | 146.46 | 132.85 | 117.46 | 102.32 | 87.22 | 71.73 | 56.54 | 42.46 | 28.09 | 13.81 | 2:26.46 | |
| | | Speed (m/s) | 13.23 | 13.00 | 13.21 | 13.25 | 12.91 | 13.17 | 14.20 | 13.92 | 14.01 | 14.48 | 13.52 | |
| | | Stride length (m) | 6.11 | 6.02 | 6.11 | 6.27 | 6.08 | 6.02 | 6.29 | 6.17 | 6.03 | 6.29 | 6.14 | |
| | | Stride duration (s) | 0.446 | 0.463 | 0.462 | 0.474 | 0.471 | 0.458 | 0.443 | 0.443 | 0.430 | 0.434 | 0.454 | |
| | | Stride efficiency (%) | 58.32 | 56.60 | 58.33 | 61.44 | 57.75 | 56.72 | 61.79 | 59.50 | 56.77 | 61.91 | 58.87 | |
| | | Stride count | 29.46 | 33.23 | 32.73 | 31.90 | 32.90 | 33.20 | 31.81 | 32.41 | 33.18 | 31.78 | 322.60 | |

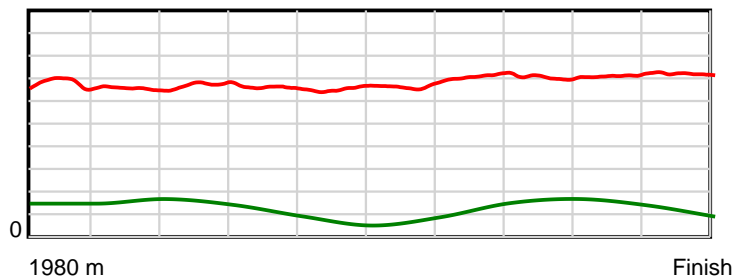
10 m Stride length



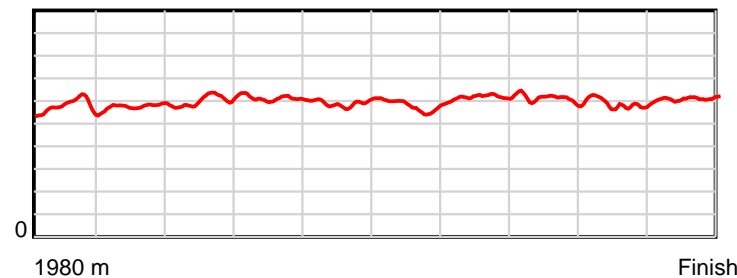
0.6 s Stride duration



20 m/sec Speed



100 % Stride efficiency



Note: Horizontal distance axis grid lines are 200m furlongs.

Disclaimer.

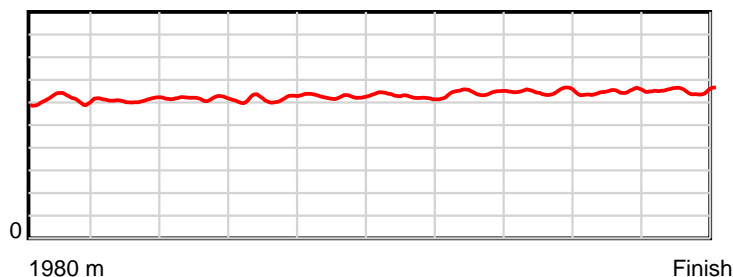
HRNZ and NZMTC and Thoroughbred Ratings Pty Ltd accepts no responsibility for the completeness or accuracy of any of the information contained herein, and makes no representations about its suitability for any particular purpose. Users should make their own judgements about those matters and/or seek independent advice. You assume all risks associated with use of the data provided on this page.

Race Results

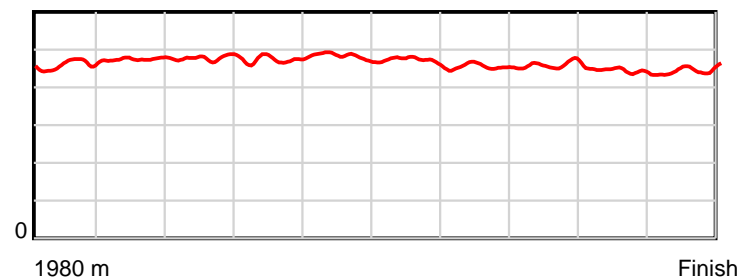
May 29, 2020, Race 3, DUNSTAN EXTRUDED RICE MOBILE PACE, Distance 1980m, Addington - Survey 1980m

| Result | TAB no. | Horse (Barrier) | 1980 to | 1800m to | 1600m to | 1400m to | 1200m to | 1000m to | 800m to | 600m to | 400m to | 200m to | Total or | Margin |
|--------|---------|------------------------------|--------------|--------------|--------------|--------------|--------------|-------------|-------------|-------------|-------------|-----------|----------------|--------|
| 7th | 6 | Fortunia (5) | 1800m | 1600m | 1400m | 1200m | 1000m | 800m | 600m | 400m | 200m | WP | Average | |
| | | Position in running (margin) | - | 4(5.3) | 6(8.0) | 10(11.2) | 10(10.7) | 10(10.6) | 10(9.6) | 9(8.2) | 9(8.0) | 8(6.0) | | 4.00 |
| | | Sectional time (s) | 13.51 | 15.93 | 15.67 | 15.14 | 15.44 | 15.24 | 14.07 | 14.30 | 13.73 | 13.62 | | |
| | | Cumulative time (s) | 146.65 | 133.14 | 117.21 | 101.54 | 86.40 | 70.96 | 55.72 | 41.65 | 27.35 | 13.62 | 2:26.65 | |
| | | Speed (m/s) | 13.33 | 12.55 | 12.76 | 13.21 | 12.95 | 13.12 | 14.21 | 13.99 | 14.57 | 14.68 | 13.50 | |
| | | Stride length (m) | 6.17 | 5.96 | 6.10 | 6.25 | 6.24 | 6.16 | 6.47 | 6.42 | 6.45 | 6.58 | 6.28 | |
| | | Stride duration (s) | 0.460 | 0.475 | 0.478 | 0.473 | 0.482 | 0.469 | 0.456 | 0.459 | 0.443 | 0.448 | 0.465 | |
| | | Stride efficiency (%) | 59.45 | 55.49 | 58.21 | 61.07 | 60.79 | 59.25 | 65.51 | 64.46 | 64.98 | 67.69 | 61.55 | |
| | | Stride count | 29.18 | 33.56 | 32.77 | 31.99 | 32.06 | 32.48 | 30.89 | 31.14 | 31.02 | 30.39 | 315.48 | |

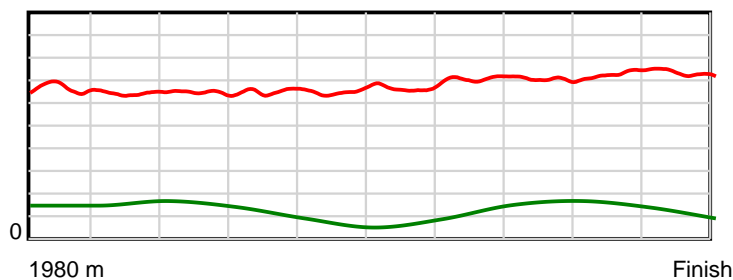
10 m Stride length



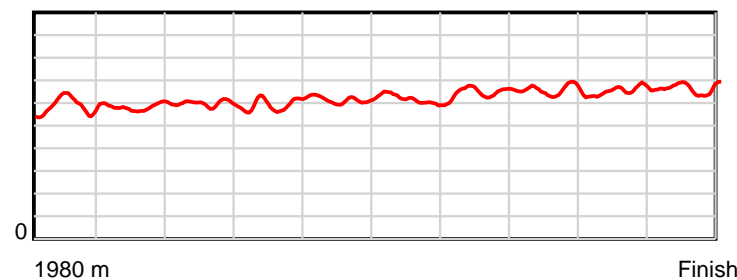
0.6 s Stride duration



20 m/sec Speed



100 % Stride efficiency



Note: Horizontal distance axis grid lines are 200m furlongs.

Disclaimer.

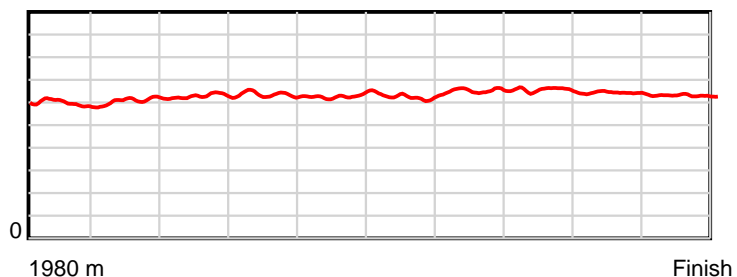
HRNZ and NZMTC and Thoroughbred Ratings Pty Ltd accepts no responsibility for the completeness or accuracy of any of the information contained herein, and makes no representations about its suitability for any particular purpose. Users should make their own judgements about those matters and/or seek independent advice. You assume all risks associated with use of the data provided on this page.

Race Results

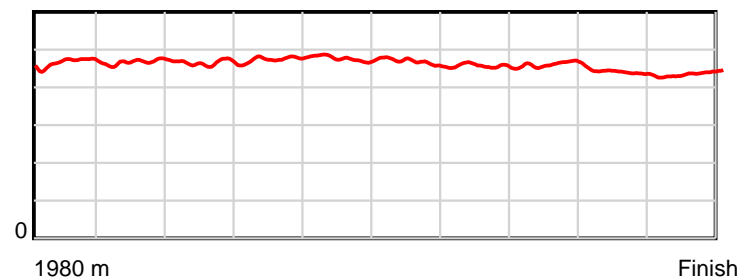
May 29, 2020, Race 3, DUNSTAN EXTRUDED RICE MOBILE PACE, Distance 1980m, Addington - Survey 1980m

| Result | TAB no. | Horse (Barrier) | 1980 to | 1800m to | 1600m to | 1400m to | 1200m to | 1000m to | 800m to | 600m to | 400m to | 200m to | Total or | Margin |
|--------|---------|------------------------------|--------------|--------------|--------------|--------------|--------------|-------------|-------------|-------------|-------------|-----------|----------------|--------|
| 8th | 9 | Gayle Force (8) | 1800m | 1600m | 1400m | 1200m | 1000m | 800m | 600m | 400m | 200m | WP | Average | |
| | | Position in running (margin) | - | 9(9.5) | 10(11.0) | 9(10.8) | 9(9.2) | 8(8.2) | 8(7.8) | 8(6.2) | 8(7.1) | 9(6.7) | | 5.00 |
| | | Sectional time (s) | 13.99 | 15.72 | 15.14 | 14.95 | 15.29 | 15.33 | 14.04 | 14.48 | 14.01 | 13.88 | | |
| | | Cumulative time (s) | 146.83 | 132.84 | 117.12 | 101.98 | 87.03 | 71.74 | 56.41 | 42.37 | 27.89 | 13.88 | 2:26.83 | |
| | | Speed (m/s) | 12.87 | 12.72 | 13.21 | 13.38 | 13.08 | 13.05 | 14.25 | 13.81 | 14.28 | 14.41 | 13.49 | |
| | | Stride length (m) | 5.96 | 5.94 | 6.14 | 6.36 | 6.23 | 6.09 | 6.50 | 6.37 | 6.25 | 6.30 | 6.21 | |
| | | Stride duration (s) | 0.467 | 0.467 | 0.465 | 0.475 | 0.477 | 0.466 | 0.457 | 0.461 | 0.438 | 0.437 | 0.461 | |
| | | Stride efficiency (%) | 55.55 | 55.22 | 58.95 | 63.23 | 60.73 | 57.87 | 66.12 | 63.41 | 61.13 | 61.94 | 60.32 | |
| | | Stride count | 30.19 | 33.65 | 32.56 | 31.44 | 32.08 | 32.87 | 30.75 | 31.40 | 31.98 | 31.77 | 318.69 | |

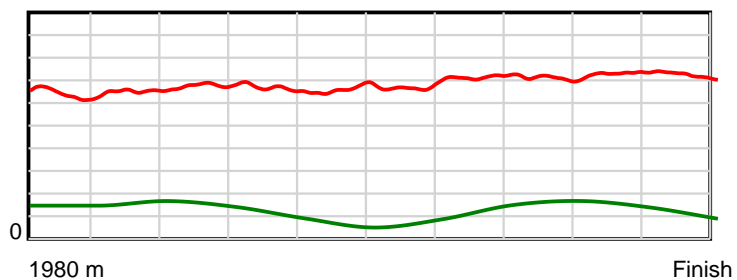
10 m Stride length



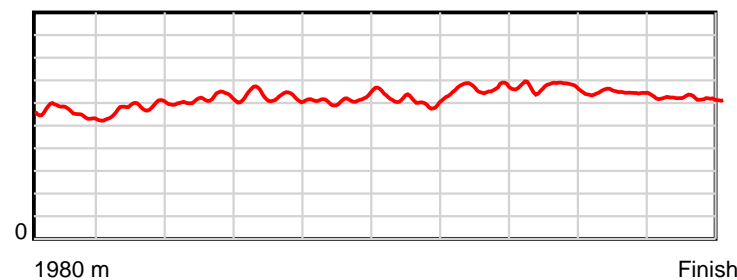
0.6 s Stride duration



20 m/sec Speed



100 % Stride efficiency



Note: Horizontal distance axis grid lines are 200m furlongs.

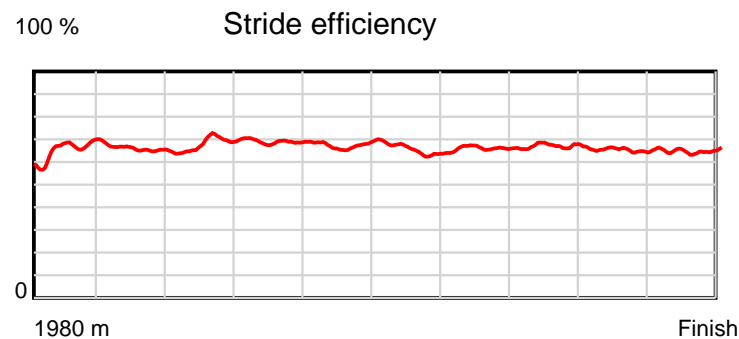
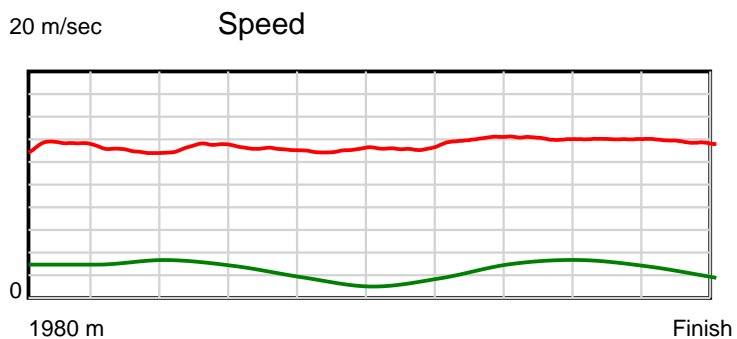
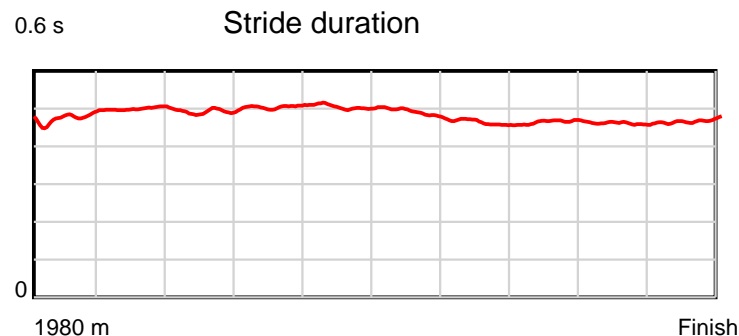
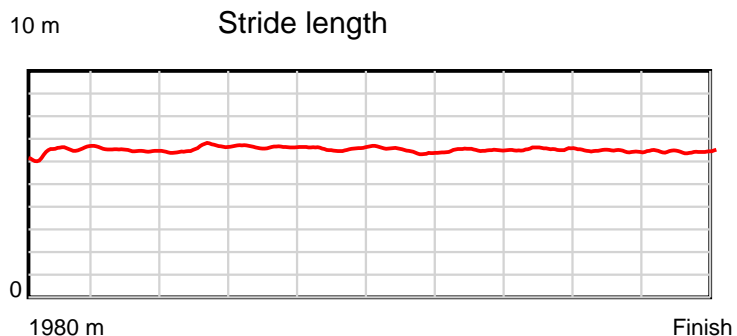
Disclaimer.

HRNZ and NZMTC and Thoroughbred Ratings Pty Ltd accepts no responsibility for the completeness or accuracy of any of the information contained herein, and makes no representations about its suitability for any particular purpose. Users should make their own judgements about those matters and/or seek independent advice. You assume all risks associated with use of the data provided on this page.

Race Results

May 29, 2020, Race 3, DUNSTAN EXTRUDED RICE MOBILE PACE, Distance 1980m, Addington - Survey 1980m

| Result | TAB no. | Horse (Barrier) | 1980 to | 1800m to | 1600m to | 1400m to | 1200m to | 1000m to | 800m to | 600m to | 400m to | 200m to | Total or | Margin |
|--------|---------|------------------------------|--------------|--------------|--------------|--------------|--------------|-------------|-------------|-------------|-------------|-----------|----------------|--------|
| 9th | 5 | Bettor Grunter (4) | 1800m | 1600m | 1400m | 1200m | 1000m | 800m | 600m | 400m | 200m | WP | Average | |
| | | Position in running (margin) | - | 3(3.9) | 3(4.6) | 3(3.5) | 3(2.9) | 3(2.8) | 3(2.3) | 2(1.1) | 2(1.3) | 3(2.8) | | 5.40 |
| | | Sectional time (s) | 13.28 | 15.60 | 14.97 | 15.13 | 15.42 | 15.34 | 14.10 | 14.36 | 14.31 | 14.39 | | |
| | | Cumulative time (s) | 146.90 | 133.62 | 118.02 | 103.05 | 87.92 | 72.50 | 57.16 | 43.06 | 28.70 | 14.39 | 2:26.90 | |
| | | Speed (m/s) | 13.56 | 12.82 | 13.36 | 13.22 | 12.97 | 13.04 | 14.18 | 13.93 | 13.98 | 13.90 | 13.48 | |
| | | Stride length (m) | 6.50 | 6.41 | 6.57 | 6.68 | 6.54 | 6.38 | 6.56 | 6.48 | 6.44 | 6.51 | 6.51 | |
| | | Stride duration (s) | 0.475 | 0.500 | 0.492 | 0.505 | 0.504 | 0.489 | 0.463 | 0.465 | 0.461 | 0.468 | 0.483 | |
| | | Stride efficiency (%) | 66.03 | 64.21 | 67.50 | 69.65 | 66.84 | 63.59 | 67.28 | 65.65 | 64.78 | 66.17 | 66.14 | |
| | | Stride count | 27.69 | 31.20 | 30.43 | 29.96 | 30.58 | 31.35 | 30.48 | 30.86 | 31.06 | 30.73 | 304.34 | |



Note: Horizontal distance axis grid lines are 200m furlongs.

Disclaimer.

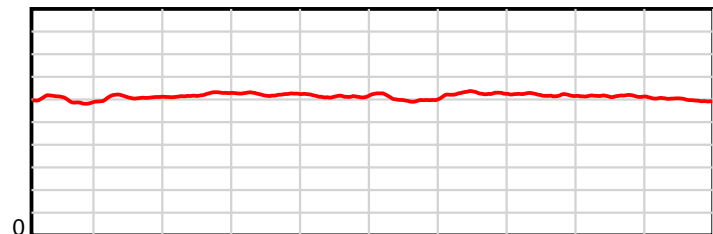
HRNZ and NZMTC and Thoroughbred Ratings Pty Ltd accepts no responsibility for the completeness or accuracy of any of the information contained herein, and makes no representations about its suitability for any particular purpose. Users should make their own judgements about those matters and/or seek independent advice. You assume all risks associated with use of the data provided on this page.

Race Results

May 29, 2020, Race 3, DUNSTAN EXTRUDED RICE MOBILE PACE, Distance 1980m, Addington - Survey 1980m

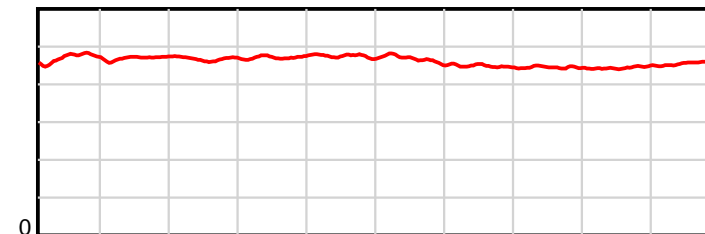
| Result | TAB no. | Horse (Barrier) | 1980 to | 1800m to | 1600m to | 1400m to | 1200m to | 1000m to | 800m to | 600m to | 400m to | 200m to | Total or | Margin |
|--------|---------|------------------------------|---------|----------|----------|----------|----------|----------|---------|---------|---------|----------|----------|--------|
| 10th | 8 | Don't Write Me... (7) | 1800m | 1600m | 1400m | 1200m | 1000m | 800m | 600m | 400m | 200m | WP | Average | |
| | | Position in running (margin) | - | 10(11.0) | 9(10.2) | 8(9.2) | 8(8.5) | 9(8.4) | 9(9.4) | 10(9.3) | 10(9.4) | 10(11.1) | | 18.30 |
| | | Sectional time (s) | 14.52 | 15.34 | 14.99 | 15.10 | 15.43 | 15.58 | 14.28 | 14.35 | 14.36 | 15.27 | | |
| | | Cumulative time (s) | 149.22 | 134.70 | 119.36 | 104.37 | 89.27 | 73.84 | 58.26 | 43.98 | 29.63 | 15.27 | 2:29.22 | |
| | | Speed (m/s) | 12.40 | 13.04 | 13.34 | 13.25 | 12.96 | 12.84 | 14.01 | 13.94 | 13.93 | 13.10 | 13.27 | |
| | | Stride length (m) | 5.96 | 6.12 | 6.23 | 6.24 | 6.15 | 5.99 | 6.27 | 6.21 | 6.19 | 5.98 | 6.13 | |
| | | Stride duration (s) | 0.471 | 0.469 | 0.467 | 0.471 | 0.475 | 0.466 | 0.448 | 0.445 | 0.444 | 0.457 | 0.462 | |
| | | Stride efficiency (%) | 55.54 | 58.53 | 60.73 | 60.93 | 59.17 | 56.03 | 61.49 | 60.18 | 59.85 | 55.93 | 58.82 | |
| | | Stride count | 30.19 | 32.68 | 32.08 | 32.03 | 32.50 | 33.40 | 31.88 | 32.23 | 32.32 | 33.43 | 322.74 | |

10 m Stride length



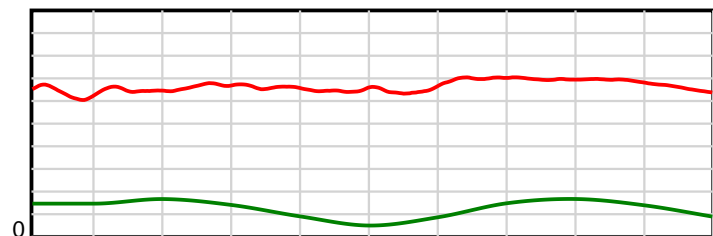
1980 m Finish

0.6 s Stride duration



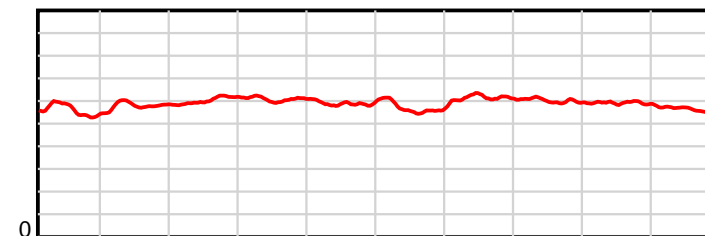
1980 m Finish

20 m/sec Speed



1980 m Finish

100 % Stride efficiency



1980 m Finish

Note: Horizontal distance axis grid lines are 200m furlongs.

Disclaimer.

HRNZ and NZMTC and Thoroughbred Ratings Pty Ltd accepts no responsibility for the completeness or accuracy of any of the information contained herein, and makes no representations about its suitability for any particular purpose. Users should make their own judgements about those matters and/or seek independent advice. You assume all risks associated with use of the data provided on this page.



Race Results



May 29, 2020, Race 4, DUNSTAN MULTI-ULTRA TROT, Distance 2600m, Addington - Survey 3200m

| Result | TAB no. | Horse (Barrier) | 2600 to | 2400m to |
|--------|---------|------------------------------|--------------|--------------|
| 1st | 1 | Phoebe Onyx (6) | 2400m | 2200m |
| | | Position in running (margin) | - | 12(15.2) |
| | | Sectional time (s) | 18.82 | 14.99 |
| | | Cumulative time (s) | 201.12 | 182.30 |
| | | Speed (m/s) | 10.63 | 13.34 |
| | | Stride length (m) | 4.83 | 6.08 |
| | | Stride duration (s) | 0.441 | 0.456 |
| | | Stride efficiency (%) | 36.40 | 57.81 |
| | | Stride count | 41.44 | 32.88 |

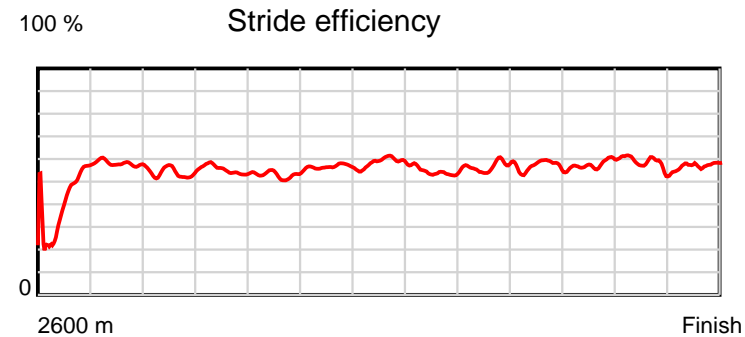
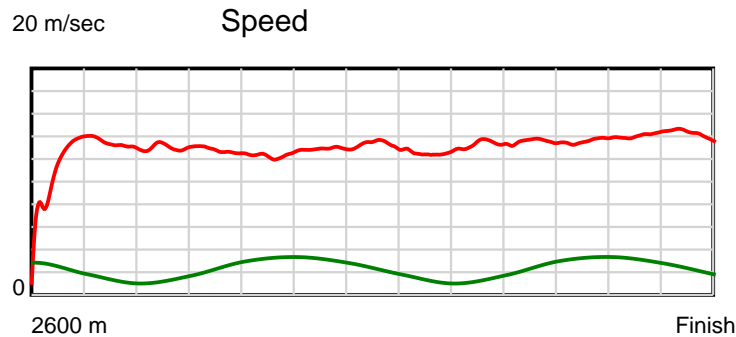
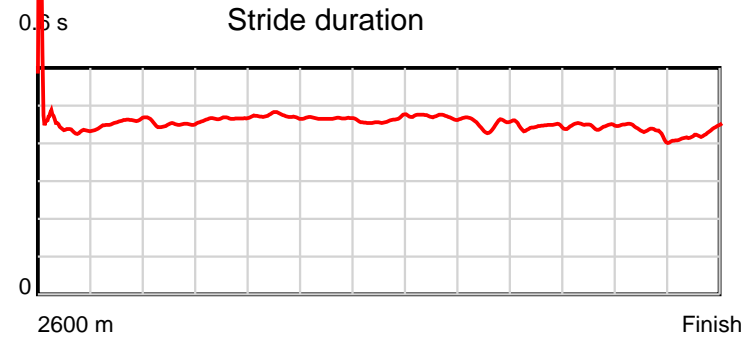
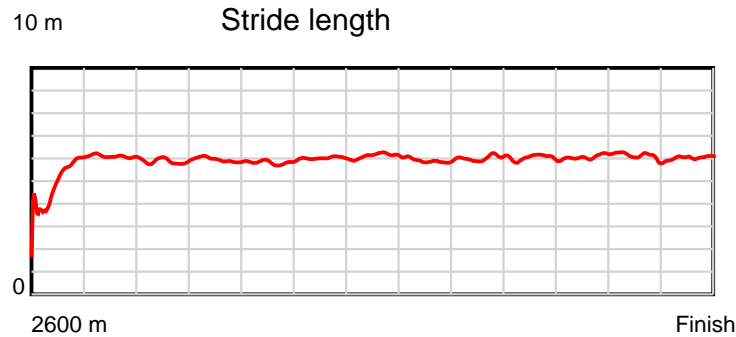
Disclaimer.

HRNZ and NZMTC and Thoroughbred Ratings Pty Ltd accepts no responsibility for the completeness or accuracy of any of the information contained herein, and makes no representations about its suitability for any particular purpose. Users should make their own judgements about those matters and/or seek independent advice. You assume all risks associated with use of the data provided on this page.

Race Results

May 29, 2020, Race 4, DUNSTAN MULTI-ULTRA TROT, Distance 2600m, Addington - Survey 3200m

| Result | TAB no. | Horse (Barrier) | 2200m to | 2000m to | 1800m to | 1600m to | 1400m to | 1200m to | 1000m to | 800m to | 600m to | 400m to | 200m to | Total or | Margin |
|--------|---------|------------------------------|--------------|--------------|--------------|--------------|--------------|--------------|-------------|-------------|-------------|-------------|-----------|----------------|--------|
| 1st | 1 | Phoebe Onyx (6) | 2000m | 1800m | 1600m | 1400m | 1200m | 1000m | 800m | 600m | 400m | 200m | WP | Average | |
| | | Position in running (margin) | 9(13.8) | 8(10.5) | 7(9.2) | 6(9.1) | 5(8.6) | 8(7.1) | 7(8.1) | 6(6.2) | 7(5.0) | 5(3.8) | 4(2.5) | | 0.00 |
| | | Sectional time (s) | 15.53 | 15.74 | 16.32 | 15.49 | 15.01 | 15.80 | 15.11 | 14.79 | 14.98 | 14.44 | 14.10 | | |
| | | Cumulative time (s) | 167.31 | 151.78 | 136.04 | 119.72 | 104.23 | 89.22 | 73.42 | 58.31 | 43.52 | 28.54 | 14.10 | 3:21.12 | |
| | | Speed (m/s) | 12.88 | 12.71 | 12.25 | 12.91 | 13.32 | 12.66 | 13.24 | 13.52 | 13.35 | 13.85 | 14.18 | 12.93 | |
| | | Stride length (m) | 5.81 | 5.92 | 5.80 | 6.03 | 6.14 | 5.96 | 6.00 | 6.01 | 5.96 | 5.99 | 6.05 | 5.87 | |
| | | Stride duration (s) | 0.451 | 0.465 | 0.473 | 0.467 | 0.461 | 0.471 | 0.453 | 0.445 | 0.447 | 0.432 | 0.427 | 0.454 | |
| | | Stride efficiency (%) | 52.76 | 54.68 | 52.50 | 56.73 | 58.90 | 55.55 | 56.19 | 56.47 | 55.54 | 55.98 | 57.23 | 53.83 | |
| | | Stride count | 34.42 | 33.81 | 34.50 | 33.19 | 32.58 | 33.54 | 33.35 | 33.27 | 33.55 | 33.41 | 33.05 | 442.99 | |



Note: Horizontal distance axis grid lines are 200m furlongs.

Disclaimer.

HRNZ and NZMTC and Thoroughbred Ratings Pty Ltd accepts no responsibility for the completeness or accuracy of any of the information contained herein, and makes no representations about its suitability for any particular purpose. Users should make their own judgements about those matters and/or seek independent advice. You assume all risks associated with use of the data provided on this page.



Race Results



May 29, 2020, Race 4, DUNSTAN MULTI-ULTRA TROT, Distance 2600m, Addington - Survey 3200m

| Result | TAB no. | Horse (Barrier) | 2600 to 2400m | 2400m to 2200m |
|--------|---------|------------------------------|------------------|-------------------|
| 2nd | 2 | Gil Favor (7) | | |
| | | Position in running (margin) | - | 6(6.8) |
| | | Sectional time (s) | 17.52 | 15.30 |
| | | Cumulative time (s) | 201.17 | 183.65 |
| | | Speed (m/s) | 11.42 | 13.07 |
| | | Stride length (m) | 5.30 | 6.00 |
| | | Stride duration (s) | 0.454 | 0.459 |
| | | Stride efficiency (%) | 43.98 | 56.24 |
| | | Stride count | 37.70 | 33.34 |

Disclaimer.

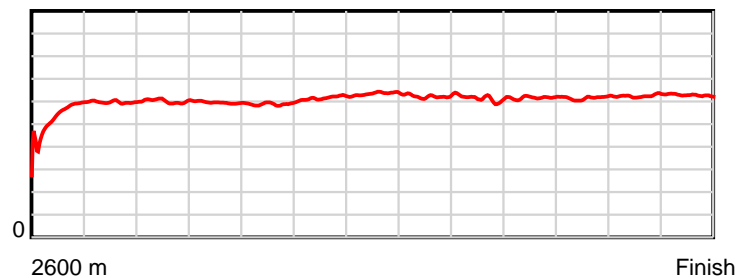
HRNZ and NZMTC and Thoroughbred Ratings Pty Ltd accepts no responsibility for the completeness or accuracy of any of the information contained herein, and makes no representations about its suitability for any particular purpose. Users should make their own judgements about those matters and/or seek independent advice. You assume all risks associated with use of the data provided on this page.

Race Results

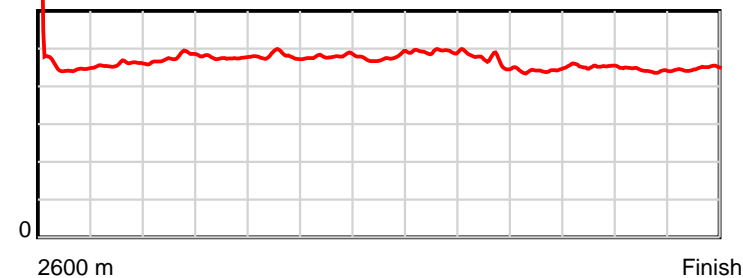
May 29, 2020, Race 4, DUNSTAN MULTI-ULTRA TROT, Distance 2600m, Addington - Survey 3200m

| Result | TAB no. | Horse (Barrier) | 2200m to | 2000m to | 1800m to | 1600m to | 1400m to | 1200m to | 1000m to | 800m to | 600m to | 400m to | 200m to | Total or | Margin |
|--------|---------|------------------------------|----------|----------|----------|----------|----------|----------|----------|---------|---------|---------|---------|----------|--------|
| 2nd | 2 | Gil Favor (7) | 2000m | 1800m | 1600m | 1400m | 1200m | 1000m | 800m | 600m | 400m | 200m | WP | Average | |
| | | Position in running (margin) | 4(7.2) | 5(6.4) | 5(6.5) | 5(7.0) | 4(6.8) | 6(5.3) | 6(5.8) | 7(7.2) | 4(3.2) | 4(2.8) | 2(0.9) | | 0.30 |
| | | Sectional time (s) | 15.95 | 15.98 | 16.41 | 15.54 | 15.01 | 15.73 | 15.64 | 14.32 | 15.12 | 14.35 | 14.30 | | |
| | | Cumulative time (s) | 168.35 | 152.40 | 136.42 | 120.01 | 104.47 | 89.46 | 73.73 | 58.09 | 43.77 | 28.65 | 14.30 | 3:21.17 | |
| | | Speed (m/s) | 12.54 | 12.52 | 12.19 | 12.87 | 13.32 | 12.71 | 12.79 | 13.97 | 13.23 | 13.94 | 13.99 | 12.92 | |
| | | Stride length (m) | 5.97 | 5.96 | 5.86 | 6.18 | 6.35 | 6.27 | 6.02 | 6.17 | 6.00 | 6.17 | 6.27 | 6.03 | |
| | | Stride duration (s) | 0.476 | 0.476 | 0.481 | 0.480 | 0.476 | 0.493 | 0.471 | 0.442 | 0.453 | 0.443 | 0.448 | 0.466 | |
| | | Stride efficiency (%) | 55.75 | 55.42 | 53.61 | 59.59 | 62.98 | 61.35 | 56.55 | 59.56 | 56.19 | 59.46 | 61.42 | 56.76 | |
| | | Stride count | 33.49 | 33.58 | 34.15 | 32.39 | 31.50 | 31.92 | 33.25 | 32.40 | 33.35 | 32.42 | 31.90 | 431.39 | |

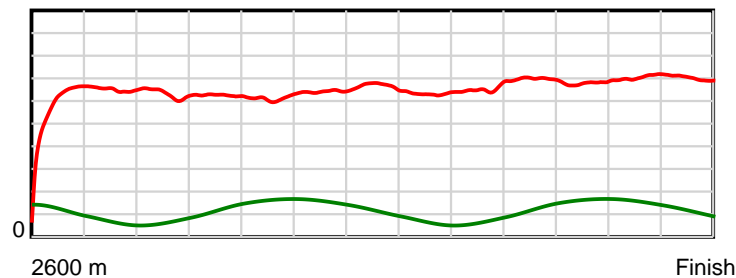
10 m Stride length



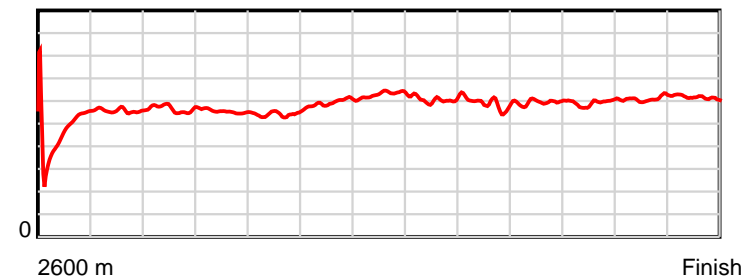
0.5 s Stride duration



20 m/sec Speed



100 % Stride efficiency



Note: Horizontal distance axis grid lines are 200m furlongs.

Disclaimer.

HRNZ and NZMTC and Thoroughbred Ratings Pty Ltd accepts no responsibility for the completeness or accuracy of any of the information contained herein, and makes no representations about its suitability for any particular purpose. Users should make their own judgements about those matters and/or seek independent advice. You assume all risks associated with use of the data provided on this page.



Race Results



May 29, 2020, Race 4, DUNSTAN MULTI-ULTRA TROT, Distance 2600m, Addington - Survey 3200m

| Result | TAB no. | Horse (Barrier) | 2600 to | 2400m to |
|--------|---------|------------------------------|--------------|--------------|
| 3rd | 11 | Aorangi (1) | 2400m | 2200m |
| | | Position in running (margin) | - | 13(15.6) |
| | | Sectional time (s) | 19.15 | 16.08 |
| | | Cumulative time (s) | 201.18 | 182.03 |
| | | Speed (m/s) | 10.44 | 12.44 |
| | | Stride length (m) | 5.57 | 5.63 |
| | | Stride duration (s) | 0.452 | 0.453 |
| | | Stride efficiency (%) | 48.55 | 49.51 |
| | | Stride count | 35.88 | 35.53 |

Disclaimer.

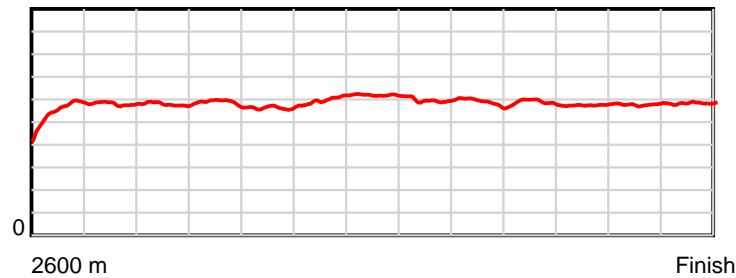
HRNZ and NZMTC and Thoroughbred Ratings Pty Ltd accepts no responsibility for the completeness or accuracy of any of the information contained herein, and makes no representations about its suitability for any particular purpose. Users should make their own judgements about those matters and/or seek independent advice. You assume all risks associated with use of the data provided on this page.

Race Results

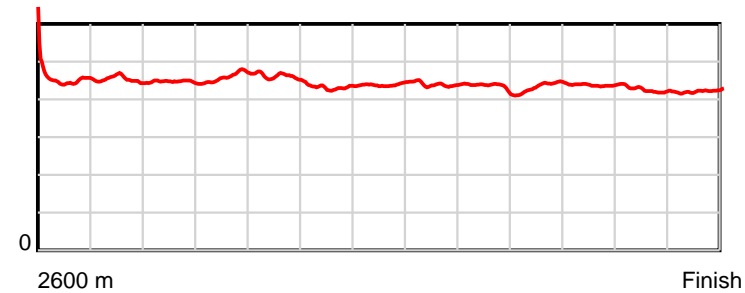
May 29, 2020, Race 4, DUNSTAN MULTI-ULTRA TROT, Distance 2600m, Addington - Survey 3200m

| Result | TAB no. | Horse (Barrier) | 2200m to | 2000m to | 1800m to | 1600m to | 1400m to | 1200m to | 1000m to | 800m to | 600m to | 400m to | 200m to | Total or | Margin |
|--------|---------|------------------------------|----------|----------|----------|----------|----------|----------|----------|---------|---------|---------|---------|----------|--------|
| 3rd | 11 | Aorangi (1) | 2000m | 1800m | 1600m | 1400m | 1200m | 1000m | 800m | 600m | 400m | 200m | WP | Average | |
| | | Position in running (margin) | 13(20.7) | 11(18.6) | 11(17.2) | 11(17.0) | 10(11.3) | 5(4.8) | 3(2.9) | 2(0.7) | 1(0.0) | 1(0.0) | 1(0.0) | | 0.30 |
| | | Sectional time (s) | 15.73 | 15.71 | 16.30 | 14.63 | 14.18 | 15.32 | 15.05 | 14.87 | 15.18 | 14.66 | 14.32 | | |
| | | Cumulative time (s) | 165.95 | 150.22 | 134.51 | 118.21 | 103.58 | 89.40 | 74.08 | 59.03 | 44.16 | 28.98 | 14.32 | 3:21.18 | |
| | | Speed (m/s) | 12.71 | 12.73 | 12.27 | 13.67 | 14.10 | 13.05 | 13.29 | 13.45 | 13.18 | 13.64 | 13.97 | 12.92 | |
| | | Stride length (m) | 5.68 | 5.86 | 5.66 | 5.90 | 6.20 | 5.74 | 5.74 | 5.87 | 5.77 | 5.78 | 5.89 | 5.79 | |
| | | Stride duration (s) | 0.447 | 0.460 | 0.461 | 0.431 | 0.439 | 0.440 | 0.432 | 0.437 | 0.438 | 0.424 | 0.422 | 0.448 | |
| | | Stride efficiency (%) | 50.48 | 53.62 | 49.97 | 54.38 | 59.99 | 51.45 | 51.44 | 53.86 | 52.09 | 52.24 | 54.29 | 52.34 | |
| | | Stride count | 35.19 | 34.14 | 35.37 | 33.90 | 32.28 | 34.86 | 34.86 | 34.07 | 34.64 | 34.59 | 33.93 | 449.24 | |

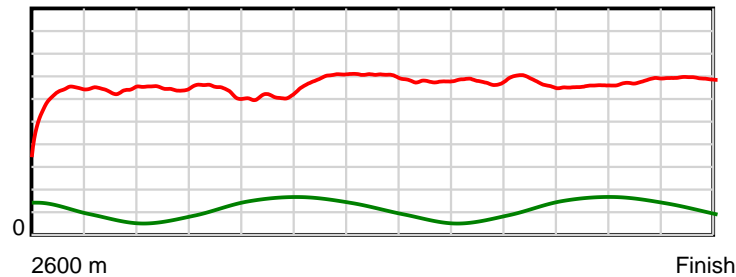
10 m Stride length



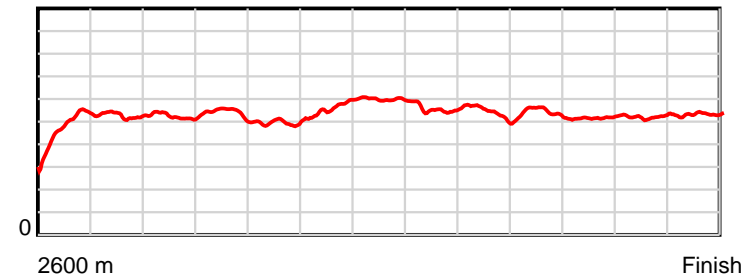
0.6 s Stride duration



20 m/sec Speed



100 % Stride efficiency



Note: Horizontal distance axis grid lines are 200m furlongs.

Disclaimer.

HRNZ and NZMTC and Thoroughbred Ratings Pty Ltd accepts no responsibility for the completeness or accuracy of any of the information contained herein, and makes no representations about its suitability for any particular purpose. Users should make their own judgements about those matters and/or seek independent advice. You assume all risks associated with use of the data provided on this page.



Race Results



May 29, 2020, Race 4, DUNSTAN MULTI-ULTRA TROT, Distance 2600m, Addington - Survey 3200m

| Result | TAB no. | Horse (Barrier) | 2600 to | 2400m to |
|--------|---------|-------------------------------|--------------|--------------|
| 4th | 9 | The Eye Of The... (14) | 2400m | 2200m |
| | | Position in running (margin) | - | 15(26.2) |
| | | Sectional time (s) | 20.70 | 15.63 |
| | | Cumulative time (s) | 201.67 | 180.97 |
| | | Speed (m/s) | 9.66 | 12.80 |
| | | Stride length (m) | 4.03 | 5.38 |
| | | Stride duration (s) | 0.419 | 0.421 |
| | | Stride efficiency (%) | 25.36 | 45.30 |
| | | Stride count | 49.65 | 37.14 |

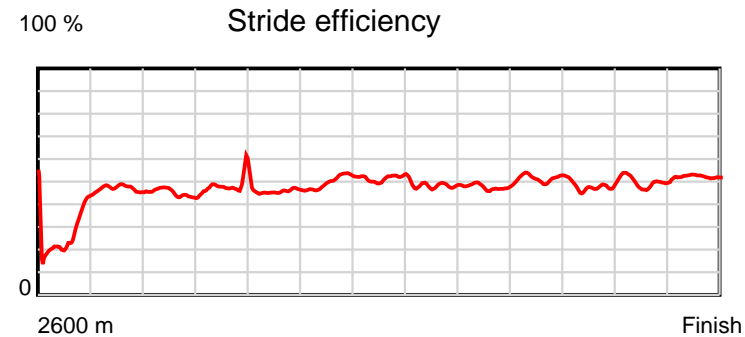
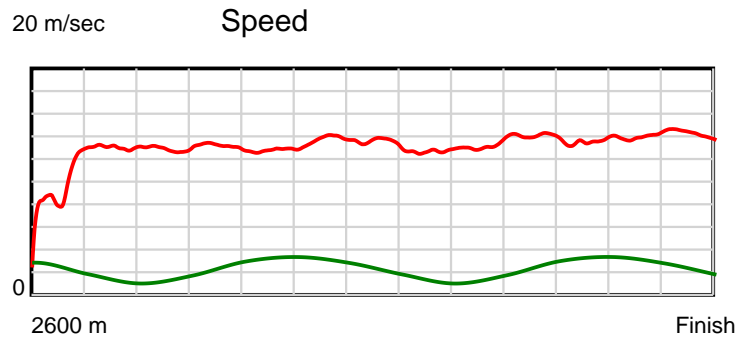
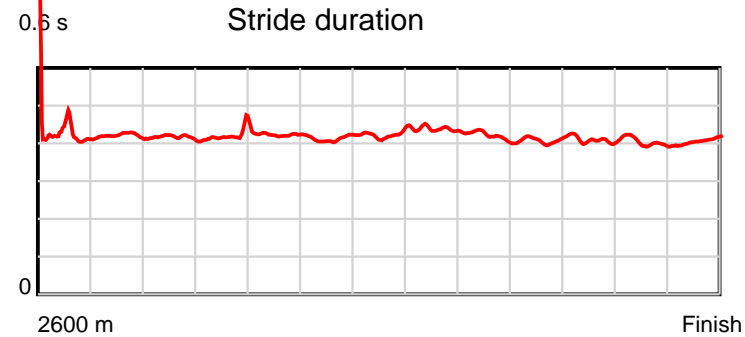
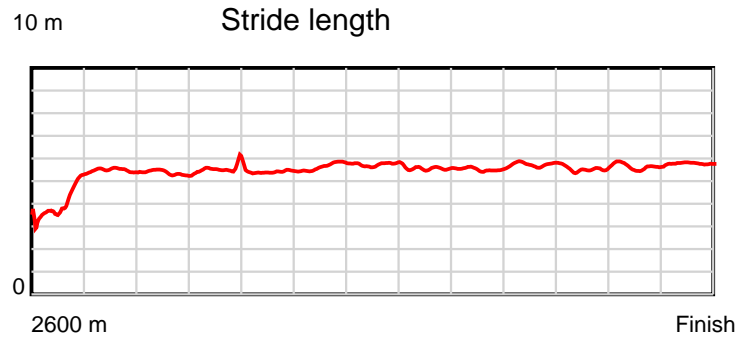
Disclaimer.

HRNZ and NZMTC and Thoroughbred Ratings Pty Ltd accepts no responsibility for the completeness or accuracy of any of the information contained herein, and makes no representations about its suitability for any particular purpose. Users should make their own judgements about those matters and/or seek independent advice. You assume all risks associated with use of the data provided on this page.

Race Results

May 29, 2020, Race 4, DUNSTAN MULTI-ULTRA TROT, Distance 2600m, Addington - Survey 3200m

| Result | TAB no. | Horse (Barrier) | 2200m to | 2000m to | 1800m to | 1600m to | 1400m to | 1200m to | 1000m to | 800m to | 600m to | 400m to | 200m to | Total or | Margin |
|--------|---------|------------------------------|----------|----------|----------|----------|----------|----------|----------|----------|---------|---------|---------|----------|--------|
| 4th | 9 | The Eye Of The... (14) | 2000m | 1800m | 1600m | 1400m | 1200m | 1000m | 800m | 600m | 400m | 200m | WP | Average | |
| | | Position in running (margin) | 15(28.7) | 14(28.0) | 13(23.4) | 12(20.0) | 12(13.8) | 12(11.2) | 12(12.2) | 12(11.4) | 10(7.4) | 7(5.5) | 5(5.2) | | 3.00 |
| | | Sectional time (s) | 15.97 | 15.18 | 15.78 | 14.53 | 14.81 | 15.81 | 15.30 | 14.32 | 14.86 | 14.62 | 14.16 | | |
| | | Cumulative time (s) | 165.34 | 149.37 | 134.19 | 118.41 | 103.88 | 89.07 | 73.26 | 57.96 | 43.64 | 28.78 | 14.16 | 3:21.67 | |
| | | Speed (m/s) | 12.52 | 13.18 | 12.67 | 13.76 | 13.50 | 12.65 | 13.07 | 13.97 | 13.46 | 13.68 | 14.12 | 12.89 | |
| | | Stride length (m) | 5.21 | 5.55 | 5.36 | 5.68 | 5.73 | 5.53 | 5.49 | 5.71 | 5.50 | 5.51 | 5.75 | 5.38 | |
| | | Stride duration (s) | 0.416 | 0.421 | 0.423 | 0.413 | 0.424 | 0.437 | 0.420 | 0.409 | 0.409 | 0.403 | 0.407 | 0.417 | |
| | | Stride efficiency (%) | 42.42 | 48.11 | 44.89 | 50.44 | 51.28 | 47.87 | 47.08 | 50.91 | 47.29 | 47.46 | 51.74 | 45.16 | |
| | | Stride count | 38.39 | 36.04 | 37.31 | 35.20 | 34.91 | 36.13 | 36.44 | 35.04 | 36.36 | 36.29 | 34.76 | 483.66 | |



Note: Horizontal distance axis grid lines are 200m furlongs.

Disclaimer.

HRNZ and NZMTC and Thoroughbred Ratings Pty Ltd accepts no responsibility for the completeness or accuracy of any of the information contained herein, and makes no representations about its suitability for any particular purpose. Users should make their own judgements about those matters and/or seek independent advice. You assume all risks associated with use of the data provided on this page.



Race Results



May 29, 2020, Race 4, DUNSTAN MULTI-ULTRA TROT, Distance 2600m, Addington - Survey 3200m

| Result | TAB no. | Horse (Barrier) | 2600 to 2400m | 2400m to 2200m |
|--------|---------|------------------------------|---------------|----------------|
| 5th | 6 | Don't Look Bac... (11) | 2400m | 2200m |
| | | Position in running (margin) | - | 2(0.5) |
| | | Sectional time (s) | 16.47 | 15.52 |
| | | Cumulative time (s) | 202.04 | 185.57 |
| | | Speed (m/s) | 12.14 | 12.89 |
| | | Stride length (m) | 5.56 | 6.39 |
| | | Stride duration (s) | 0.451 | 0.495 |
| | | Stride efficiency (%) | 48.36 | 63.72 |
| | | Stride count | 35.95 | 31.32 |

Disclaimer.

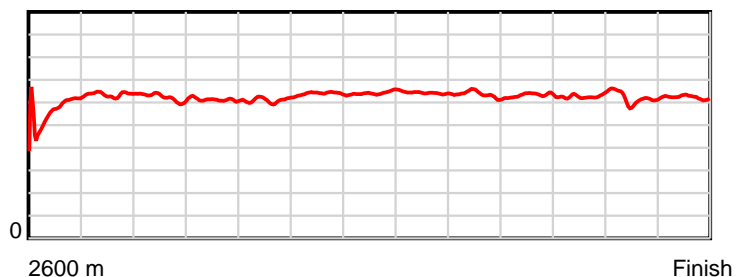
HRNZ and NZMTC and Thoroughbred Ratings Pty Ltd accepts no responsibility for the completeness or accuracy of any of the information contained herein, and makes no representations about its suitability for any particular purpose. Users should make their own judgements about those matters and/or seek independent advice. You assume all risks associated with use of the data provided on this page.

Race Results

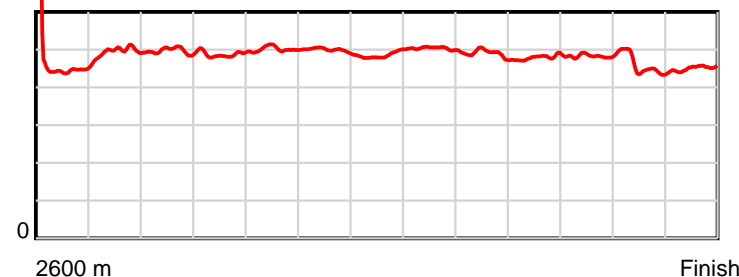
May 29, 2020, Race 4, DUNSTAN MULTI-ULTRA TROT, Distance 2600m, Addington - Survey 3200m

| Result | TAB no. | Horse (Barrier) | 2200m to | 2000m to | 1800m to | 1600m to | 1400m to | 1200m to | 1000m to | 800m to | 600m to | 400m to | 200m to | Total or | Margin |
|--------|---------|------------------------------|----------|----------|----------|----------|----------|----------|----------|---------|---------|---------|---------|----------|--------|
| 5th | 6 | Don't Look Bac... (11) | 2000m | 1800m | 1600m | 1400m | 1200m | 1000m | 800m | 600m | 400m | 200m | WP | Average | |
| | | Position in running (margin) | 2(2.2) | 2(2.1) | 2(2.0) | 2(2.3) | 2(2.8) | 2(1.9) | 2(1.8) | 3(2.5) | 5(3.5) | 6(5.0) | 6(5.6) | | 5.10 |
| | | Sectional time (s) | 16.06 | 15.94 | 16.38 | 15.65 | 15.11 | 15.64 | 15.53 | 15.16 | 15.44 | 14.76 | 14.38 | | |
| | | Cumulative time (s) | 170.05 | 153.99 | 138.05 | 121.67 | 106.02 | 90.91 | 75.27 | 59.74 | 44.58 | 29.14 | 14.38 | 3:22.04 | |
| | | Speed (m/s) | 12.45 | 12.55 | 12.21 | 12.78 | 13.24 | 12.79 | 12.88 | 13.19 | 12.95 | 13.55 | 13.91 | 12.87 | |
| | | Stride length (m) | 6.18 | 6.12 | 6.12 | 6.38 | 6.44 | 6.44 | 6.30 | 6.32 | 6.27 | 6.19 | 6.29 | 6.22 | |
| | | Stride duration (s) | 0.496 | 0.488 | 0.501 | 0.499 | 0.486 | 0.503 | 0.489 | 0.479 | 0.484 | 0.457 | 0.452 | 0.483 | |
| | | Stride efficiency (%) | 59.77 | 58.58 | 58.48 | 63.53 | 64.75 | 64.79 | 62.02 | 62.37 | 61.37 | 59.93 | 61.80 | 60.49 | |
| | | Stride count | 32.34 | 32.67 | 32.69 | 31.37 | 31.07 | 31.06 | 31.75 | 31.66 | 31.91 | 32.29 | 31.80 | 417.88 | |

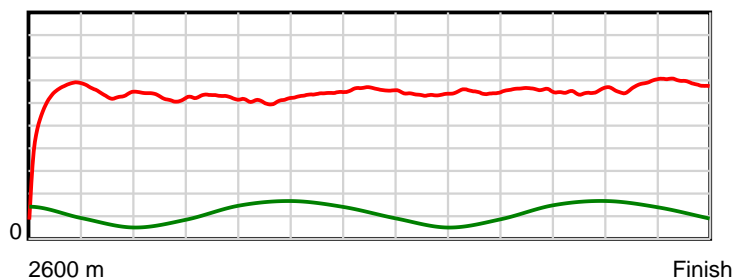
10 m Stride length



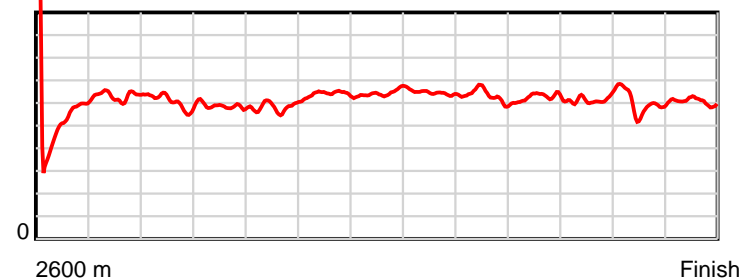
0.5 s Stride duration



20 m/sec Speed



100 % Stride efficiency



Note: Horizontal distance axis grid lines are 200m furlongs.

Disclaimer.

HRNZ and NZMTC and Thoroughbred Ratings Pty Ltd accepts no responsibility for the completeness or accuracy of any of the information contained herein, and makes no representations about its suitability for any particular purpose. Users should make their own judgements about those matters and/or seek independent advice. You assume all risks associated with use of the data provided on this page.



Race Results



May 29, 2020, Race 4, DUNSTAN MULTI-ULTRA TROT, Distance 2600m, Addington - Survey 3200m

| Result | TAB no. | Horse (Barrier) | 2600 to | 2400m to |
|--------|---------|------------------------------|--------------|--------------|
| 6th | 14 | Aladdin Sane (2) | 2400m | 2200m |
| | | Position in running (margin) | - | 10(14.9) |
| | | Sectional time (s) | 18.89 | 15.27 |
| | | Cumulative time (s) | 202.05 | 183.16 |
| | | Speed (m/s) | 10.59 | 13.10 |
| | | Stride length (m) | 5.38 | 5.84 |
| | | Stride duration (s) | 0.457 | 0.446 |
| | | Stride efficiency (%) | 45.18 | 53.33 |
| | | Stride count | 37.20 | 34.24 |

Disclaimer.

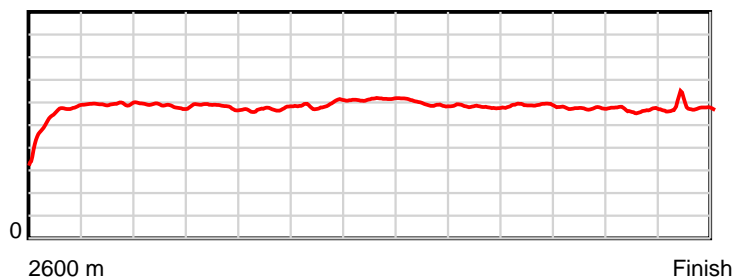
HRNZ and NZMTC and Thoroughbred Ratings Pty Ltd accepts no responsibility for the completeness or accuracy of any of the information contained herein, and makes no representations about its suitability for any particular purpose. Users should make their own judgements about those matters and/or seek independent advice. You assume all risks associated with use of the data provided on this page.

Race Results

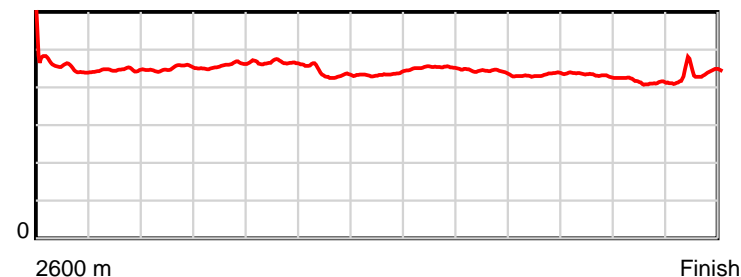
May 29, 2020, Race 4, DUNSTAN MULTI-ULTRA TROT, Distance 2600m, Addington - Survey 3200m

| Result | TAB no. | Horse (Barrier) | 2200m to | 2000m to | 1800m to | 1600m to | 1400m to | 1200m to | 1000m to | 800m to | 600m to | 400m to | 200m to | Total or | Margin |
|--------|---------|------------------------------|--------------|--------------|--------------|--------------|--------------|--------------|-------------|-------------|-------------|-------------|-----------|----------------|--------|
| 6th | 14 | Aladdin Sane (2) | 2000m | 1800m | 1600m | 1400m | 1200m | 1000m | 800m | 600m | 400m | 200m | WP | Average | |
| | | Position in running (margin) | 10(15.1) | 9(13.0) | 9(11.7) | 9(13.7) | 9(10.9) | 4(4.4) | 4(3.0) | 4(3.0) | 3(1.3) | 2(1.4) | 3(2.1) | | 5.20 |
| | | Sectional time (s) | 15.73 | 15.74 | 16.67 | 15.10 | 14.17 | 15.41 | 15.42 | 14.70 | 15.20 | 14.78 | 14.97 | | |
| | | Cumulative time (s) | 167.89 | 152.16 | 136.42 | 119.75 | 104.65 | 90.48 | 75.07 | 59.65 | 44.95 | 29.75 | 14.97 | 3:22.05 | |
| | | Speed (m/s) | 12.71 | 12.71 | 12.00 | 13.25 | 14.11 | 12.98 | 12.97 | 13.61 | 13.16 | 13.53 | 13.36 | 12.87 | |
| | | Stride length (m) | 5.73 | 5.82 | 5.59 | 5.80 | 6.14 | 5.87 | 5.73 | 5.89 | 5.69 | 5.60 | 5.84 | 5.76 | |
| | | Stride duration (s) | 0.450 | 0.458 | 0.466 | 0.438 | 0.435 | 0.452 | 0.442 | 0.433 | 0.432 | 0.414 | 0.437 | 0.447 | |
| | | Stride efficiency (%) | 51.24 | 52.85 | 48.82 | 52.59 | 58.97 | 53.80 | 51.33 | 54.21 | 50.51 | 49.01 | 53.31 | 51.78 | |
| | | Stride count | 34.93 | 34.39 | 35.78 | 34.48 | 32.56 | 34.09 | 34.90 | 33.96 | 35.18 | 35.71 | 34.24 | 451.66 | |

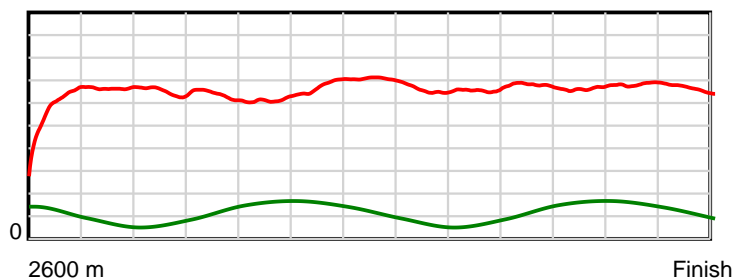
10 m Stride length



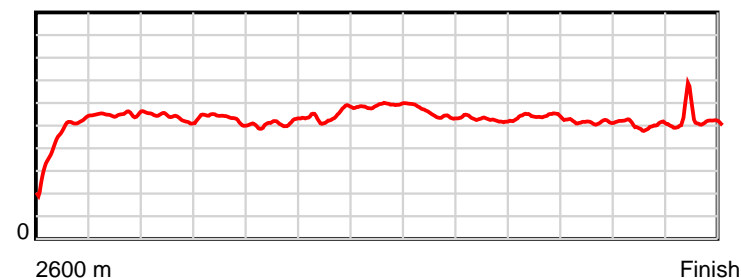
0.6 s Stride duration



20 m/sec Speed



100 % Stride efficiency



Note: Horizontal distance axis grid lines are 200m furlongs.

Disclaimer.

HRNZ and NZMTC and Thoroughbred Ratings Pty Ltd accepts no responsibility for the completeness or accuracy of any of the information contained herein, and makes no representations about its suitability for any particular purpose. Users should make their own judgements about those matters and/or seek independent advice. You assume all risks associated with use of the data provided on this page.



Race Results



May 29, 2020, Race 4, DUNSTAN MULTI-ULTRA TROT, Distance 2600m, Addington - Survey 3200m

| Result | TAB no. | Horse (Barrier) | 2600 to | 2400m to |
|--------|---------|------------------------------|---------|----------|
| 7th | 5 | Justan's Siste... (10) | | |
| | | Position in running (margin) | | |
| | | Sectional time (s) | | |
| | | Cumulative time (s) | | |
| | | Speed (m/s) | | |
| | | Stride length (m) | | |
| | | Stride duration (s) | | |
| | | Stride efficiency (%) | | |
| | | Stride count | | |

Disclaimer.

HRNZ and NZMTC and Thoroughbred Ratings Pty Ltd accepts no responsibility for the completeness or accuracy of any of the information contained herein, and makes no representations about its suitability for any particular purpose. Users should make their own judgements about those matters and/or seek independent advice. You assume all risks associated with use of the data provided on this page.




Race Results



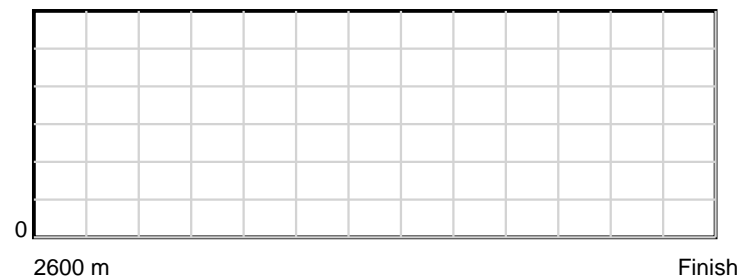
May 29, 2020, Race 4, DUNSTAN MULTI-ULTRA TROT, Distance 2600m, Addington - Survey 3200m

| Result | TAB no. | Horse (Barrier) | 2200m to | 2000m to | 1800m to | 1600m to | 1400m to | 1200m to | 1000m to | 800m to | 600m to | 400m to | 200m to | Total or | Margin |
|--------|---------|------------------------------|----------|----------|----------|----------|----------|----------|----------|---------|---------|---------|---------|----------|--------|
| 7th | 5 | Justan's Siste... (10) | | | | | | | | | | | | | |
| | | Position in running (margin) | | | | | | | | | | | | | |
| | | Sectional time (s) | | | | | | | | | | | | | |
| | | Cumulative time (s) | | | | | | | | | | | | | |
| | | Speed (m/s) | | | | | | | | | | | | | |
| | | Stride length (m) | | | | | | | | | | | | | |
| | | Stride duration (s) | | | | | | | | | | | | | |
| | | Stride efficiency (%) | | | | | | | | | | | | | |
| | | Stride count | | | | | | | | | | | | | |


10 m Stride length




0.6 s Stride duration



20 m/sec Speed



100 % Stride efficiency



Note: Horizontal distance axis grid lines are 200m furlongs.

Disclaimer.

HRNZ and NZMTC and Thoroughbred Ratings Pty Ltd accepts no responsibility for the completeness or accuracy of any of the information contained herein, and makes no representations about its suitability for any particular purpose. Users should make their own judgements about those matters and/or seek independent advice. You assume all risks associated with use of the data provided on this page.



Race Results



May 29, 2020, Race 4, DUNSTAN MULTI-ULTRA TROT, Distance 2600m, Addington - Survey 3200m

| Result | TAB no. | Horse (Barrier) | 2600 to 2400m | 2400m to 2200m |
|--------|---------|------------------------------|------------------|-------------------|
| 8th | 4 | The Bloss (9) | | |
| | | Position in running (margin) | - | 3(2.6) |
| | | Sectional time (s) | 16.82 | 15.55 |
| | | Cumulative time (s) | 202.11 | 185.29 |
| | | Speed (m/s) | 11.89 | 12.86 |
| | | Stride length (m) | 5.49 | 5.97 |
| | | Stride duration (s) | 0.448 | 0.464 |
| | | Stride efficiency (%) | 47.05 | 55.68 |
| | | Stride count | 36.45 | 33.51 |

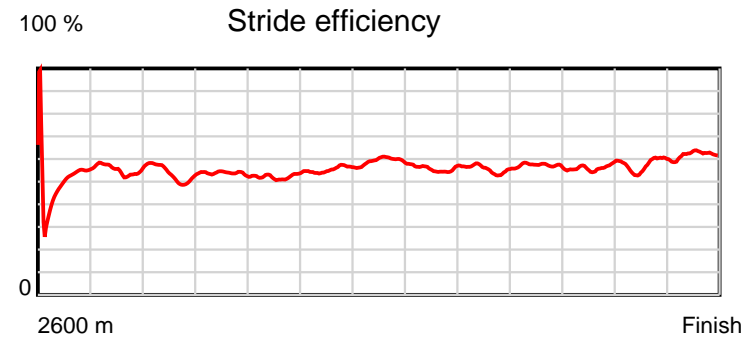
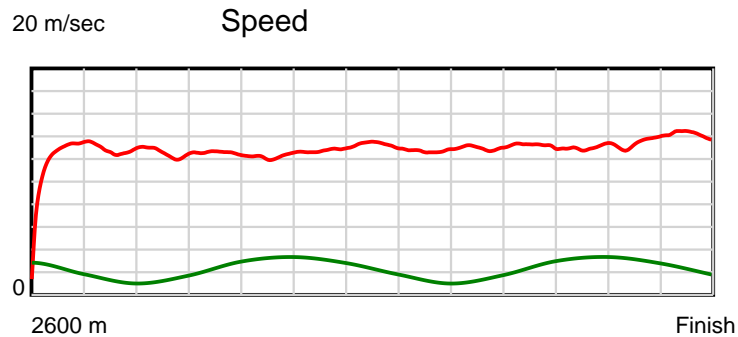
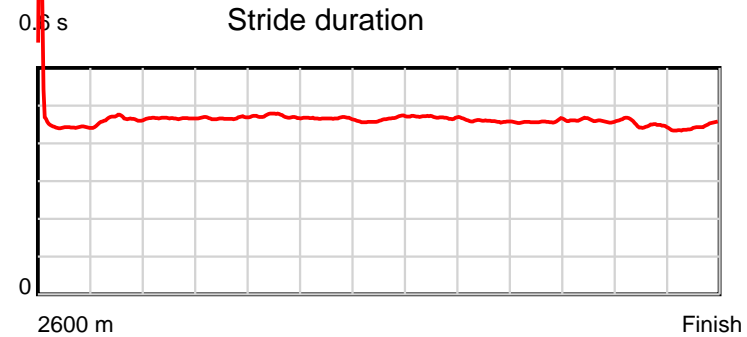
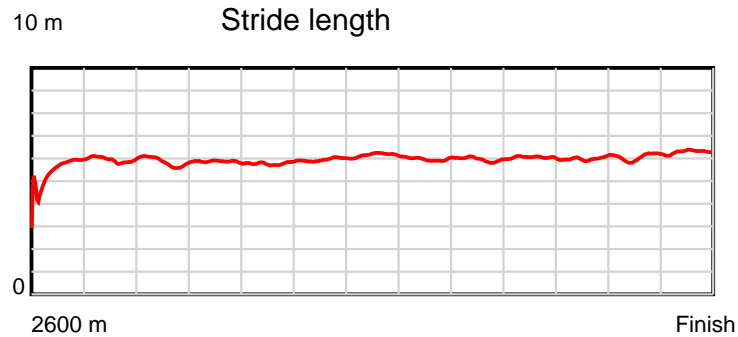
Disclaimer.

HRNZ and NZMTC and Thoroughbred Ratings Pty Ltd accepts no responsibility for the completeness or accuracy of any of the information contained herein, and makes no representations about its suitability for any particular purpose. Users should make their own judgements about those matters and/or seek independent advice. You assume all risks associated with use of the data provided on this page.

Race Results

May 29, 2020, Race 4, DUNSTAN MULTI-ULTRA TROT, Distance 2600m, Addington - Survey 3200m

| Result | TAB no. | Horse (Barrier) | 2200m to | 2000m to | 1800m to | 1600m to | 1400m to | 1200m to | 1000m to | 800m to | 600m to | 400m to | 200m to | Total or | Margin |
|--------|---------|------------------------------|--------------|--------------|--------------|--------------|--------------|--------------|-------------|-------------|-------------|-------------|-----------|----------------|--------|
| 8th | 4 | The Bloss (9) | 2000m | 1800m | 1600m | 1400m | 1200m | 1000m | 800m | 600m | 400m | 200m | WP | Average | |
| | | Position in running (margin) | 3(4.5) | 3(4.2) | 3(4.1) | 3(4.4) | 3(4.5) | 3(3.4) | 5(3.4) | 5(4.2) | 8(5.2) | 8(6.7) | 9(7.7) | | 5.50 |
| | | Sectional time (s) | 16.04 | 15.93 | 16.40 | 15.58 | 15.08 | 15.64 | 15.56 | 15.15 | 15.43 | 14.83 | 14.10 | | |
| | | Cumulative time (s) | 169.74 | 153.70 | 137.77 | 121.37 | 105.79 | 90.71 | 75.07 | 59.51 | 44.36 | 28.93 | 14.10 | 3:22.11 | |
| | | Speed (m/s) | 12.47 | 12.55 | 12.20 | 12.84 | 13.26 | 12.79 | 12.85 | 13.20 | 12.96 | 13.49 | 14.18 | 12.86 | |
| | | Stride length (m) | 5.82 | 5.86 | 5.77 | 5.98 | 6.15 | 6.01 | 5.91 | 6.04 | 5.97 | 6.08 | 6.30 | 5.94 | |
| | | Stride duration (s) | 0.466 | 0.467 | 0.473 | 0.466 | 0.463 | 0.470 | 0.459 | 0.458 | 0.460 | 0.451 | 0.444 | 0.462 | |
| | | Stride efficiency (%) | 52.89 | 53.70 | 51.94 | 55.92 | 59.03 | 56.37 | 54.50 | 57.02 | 55.64 | 57.81 | 61.95 | 55.17 | |
| | | Stride count | 34.38 | 34.12 | 34.69 | 33.43 | 32.54 | 33.30 | 33.87 | 33.11 | 33.52 | 32.88 | 31.76 | 437.56 | |



Note: Horizontal distance axis grid lines are 200m furlongs.

Disclaimer.

HRNZ and NZMTC and Thoroughbred Ratings Pty Ltd accepts no responsibility for the completeness or accuracy of any of the information contained herein, and makes no representations about its suitability for any particular purpose. Users should make their own judgements about those matters and/or seek independent advice. You assume all risks associated with use of the data provided on this page.



Race Results



May 29, 2020, Race 4, DUNSTAN MULTI-ULTRA TROT, Distance 2600m, Addington - Survey 3200m

| Result | TAB no. | Horse (Barrier) | 2600 to | 2400m to |
|--------|---------|------------------------------|--------------|--------------|
| 9th | 12 | Palisade (3) | 2400m | 2200m |
| | | Position in running (margin) | - | 11(14.9) |
| | | Sectional time (s) | 18.68 | 15.62 |
| | | Cumulative time (s) | 202.16 | 183.48 |
| | | Speed (m/s) | 10.71 | 12.80 |
| | | Stride length (m) | 5.64 | 6.07 |
| | | Stride duration (s) | 0.477 | 0.474 |
| | | Stride efficiency (%) | 49.73 | 57.56 |
| | | Stride count | 35.45 | 32.95 |

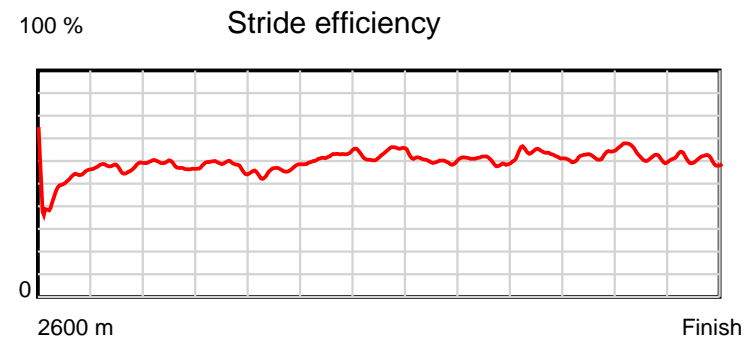
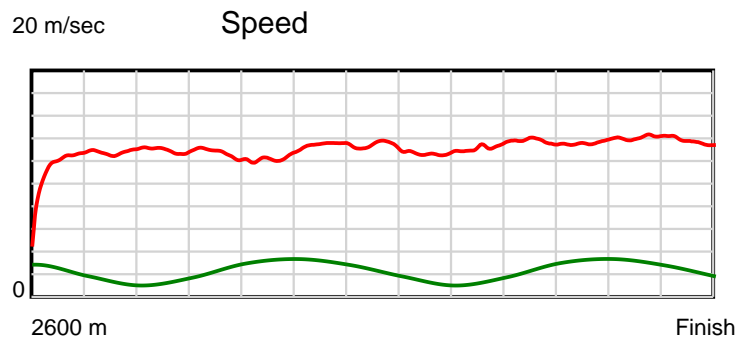
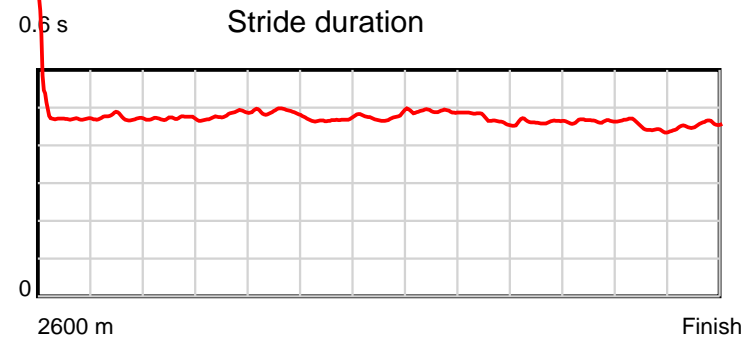
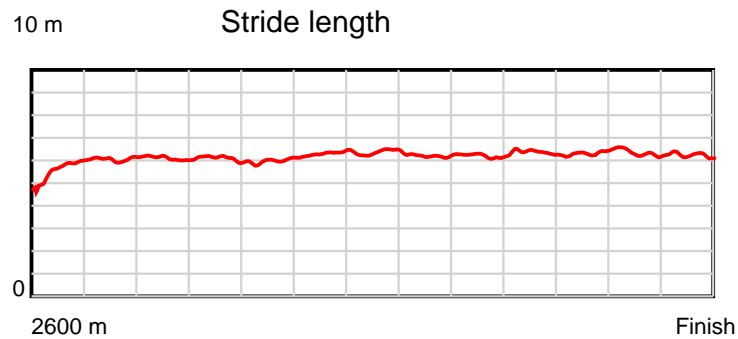
Disclaimer.

HRNZ and NZMTC and Thoroughbred Ratings Pty Ltd accepts no responsibility for the completeness or accuracy of any of the information contained herein, and makes no representations about its suitability for any particular purpose. Users should make their own judgements about those matters and/or seek independent advice. You assume all risks associated with use of the data provided on this page.

Race Results

May 29, 2020, Race 4, DUNSTAN MULTI-ULTRA TROT, Distance 2600m, Addington - Survey 3200m

| Result | TAB no. | Horse (Barrier) | 2200m to | 2000m to | 1800m to | 1600m to | 1400m to | 1200m to | 1000m to | 800m to | 600m to | 400m to | 200m to | Total or | Margin |
|--------|---------|------------------------------|----------|----------|----------|----------|----------|----------|----------|---------|---------|---------|---------|----------|--------|
| 9th | 12 | Palisade (3) | 2000m | 1800m | 1600m | 1400m | 1200m | 1000m | 800m | 600m | 400m | 200m | WP | Average | |
| | | Position in running (margin) | 12(17.2) | 10(15.8) | 10(14.6) | 10(15.9) | 8(10.5) | 10(8.8) | 10(9.7) | 9(9.5) | 11(7.5) | 9(6.8) | 7(5.9) | | 5.80 |
| | | Sectional time (s) | 15.84 | 15.76 | 16.56 | 14.67 | 14.97 | 15.78 | 15.39 | 14.65 | 15.07 | 14.52 | 14.65 | | |
| | | Cumulative time (s) | 167.86 | 152.02 | 136.26 | 119.70 | 105.03 | 90.06 | 74.28 | 58.89 | 44.24 | 29.17 | 14.65 | 3:22.16 | |
| | | Speed (m/s) | 12.63 | 12.69 | 12.08 | 13.63 | 13.36 | 12.67 | 13.00 | 13.65 | 13.27 | 13.77 | 13.65 | 12.86 | |
| | | Stride length (m) | 5.95 | 6.09 | 5.91 | 6.38 | 6.37 | 6.20 | 6.11 | 6.33 | 6.16 | 6.18 | 6.22 | 6.12 | |
| | | Stride duration (s) | 0.471 | 0.480 | 0.489 | 0.468 | 0.477 | 0.490 | 0.470 | 0.463 | 0.464 | 0.448 | 0.456 | 0.476 | |
| | | Stride efficiency (%) | 55.39 | 58.04 | 54.54 | 63.56 | 63.37 | 60.15 | 58.28 | 62.52 | 59.30 | 59.59 | 60.46 | 58.47 | |
| | | Stride count | 33.59 | 32.82 | 33.85 | 31.36 | 31.41 | 32.24 | 32.75 | 31.62 | 32.47 | 32.39 | 32.15 | 425.05 | |



Note: Horizontal distance axis grid lines are 200m furlongs.

Disclaimer.

HRNZ and NZMTC and Thoroughbred Ratings Pty Ltd accepts no responsibility for the completeness or accuracy of any of the information contained herein, and makes no representations about its suitability for any particular purpose. Users should make their own judgements about those matters and/or seek independent advice. You assume all risks associated with use of the data provided on this page.



Race Results



May 29, 2020, Race 4, DUNSTAN MULTI-ULTRA TROT, Distance 2600m, Addington - Survey 3200m

| Result | TAB no. | Horse (Barrier) | 2600 to | 2400m to |
|--------|---------|------------------------------|--------------|--------------|
| 10th | 8 | Jerry Garcia (13) | 2400m | 2200m |
| | | Position in running (margin) | - | 4(3.4) |
| | | Sectional time (s) | 16.81 | 17.47 |
| | | Cumulative time (s) | 203.19 | 186.38 |
| | | Speed (m/s) | 11.90 | 11.45 |
| | | Stride length (m) | 5.49 | 5.21 |
| | | Stride duration (s) | 0.462 | 0.455 |
| | | Stride efficiency (%) | 47.06 | 42.36 |
| | | Stride count | 36.45 | 38.41 |

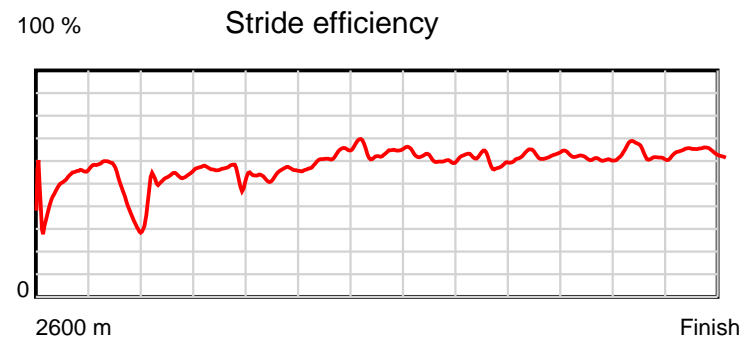
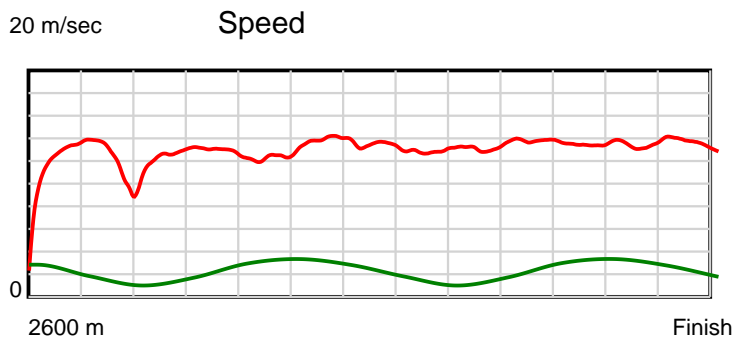
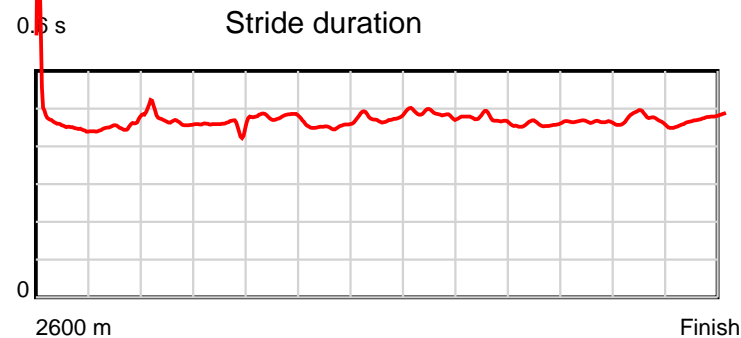
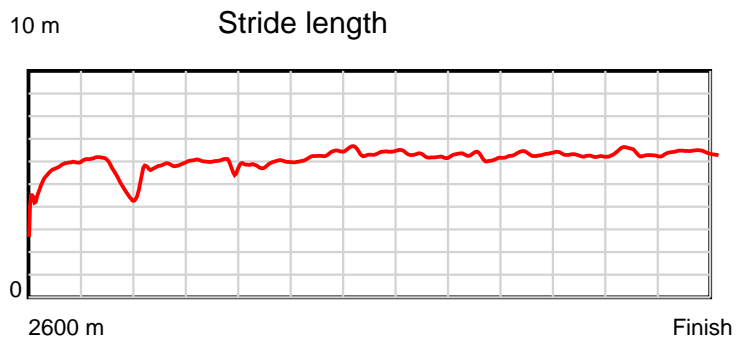
Disclaimer.

HRNZ and NZMTC and Thoroughbred Ratings Pty Ltd accepts no responsibility for the completeness or accuracy of any of the information contained herein, and makes no representations about its suitability for any particular purpose. Users should make their own judgements about those matters and/or seek independent advice. You assume all risks associated with use of the data provided on this page.

Race Results

May 29, 2020, Race 4, DUNSTAN MULTI-ULTRA TROT, Distance 2600m, Addington - Survey 3200m

| Result | TAB no. | Horse (Barrier) | 2200m to | 2000m to | 1800m to | 1600m to | 1400m to | 1200m to | 1000m to | 800m to | 600m to | 400m to | 200m to | Total or | Margin |
|--------|---------|------------------------------|--------------|--------------|--------------|--------------|--------------|--------------|-------------|-------------|-------------|-------------|-----------|----------------|--------|
| 10th | 8 | Jerry Garcia (13) | 2000m | 1800m | 1600m | 1400m | 1200m | 1000m | 800m | 600m | 400m | 200m | WP | Average | |
| | | Position in running (margin) | 11(16.9) | 12(22.2) | 12(19.5) | 13(20.9) | 13(14.5) | 13(12.9) | 13(12.8) | 13(13.3) | 12(10.0) | 11(9.6) | 11(10.9) | | 11.50 |
| | | Sectional time (s) | 16.97 | 15.51 | 16.56 | 14.51 | 14.99 | 15.62 | 15.51 | 14.43 | 15.12 | 14.87 | 14.82 | | |
| | | Cumulative time (s) | 168.91 | 151.94 | 136.43 | 119.87 | 105.36 | 90.37 | 74.75 | 59.24 | 44.81 | 29.69 | 14.82 | 3:23.19 | |
| | | Speed (m/s) | 11.79 | 12.89 | 12.08 | 13.78 | 13.34 | 12.80 | 12.89 | 13.86 | 13.23 | 13.45 | 13.50 | 12.80 | |
| | | Stride length (m) | 5.53 | 5.90 | 5.78 | 6.27 | 6.39 | 6.20 | 6.07 | 6.37 | 6.13 | 6.35 | 6.40 | 5.98 | |
| | | Stride duration (s) | 0.469 | 0.458 | 0.478 | 0.455 | 0.479 | 0.484 | 0.471 | 0.460 | 0.464 | 0.472 | 0.475 | 0.468 | |
| | | Stride efficiency (%) | 47.85 | 54.47 | 52.15 | 61.53 | 63.83 | 60.11 | 57.63 | 63.48 | 58.76 | 63.04 | 64.07 | 55.94 | |
| | | Stride count | 36.14 | 33.87 | 34.62 | 31.87 | 31.29 | 32.25 | 32.93 | 31.38 | 32.62 | 31.49 | 31.24 | 434.56 | |



Note: Horizontal distance axis grid lines are 200m furlongs.

Disclaimer.

HRNZ and NZMTC and Thoroughbred Ratings Pty Ltd accepts no responsibility for the completeness or accuracy of any of the information contained herein, and makes no representations about its suitability for any particular purpose. Users should make their own judgements about those matters and/or seek independent advice. You assume all risks associated with use of the data provided on this page.



Race Results



May 29, 2020, Race 4, DUNSTAN MULTI-ULTRA TROT, Distance 2600m, Addington - Survey 3200m

| Result | TAB no. | Horse (Barrier) | 2600 to | 2400m to |
|--------|---------|------------------------------|--------------|--------------|
| 11th | 15 | Unique Marshal... (4) | 2400m | 2200m |
| | | Position in running (margin) | - | 8(10.3) |
| | | Sectional time (s) | 17.87 | 15.31 |
| | | Cumulative time (s) | 203.36 | 185.49 |
| | | Speed (m/s) | 11.19 | 13.06 |
| | | Stride length (m) | 5.91 | 6.07 |
| | | Stride duration (s) | 0.486 | 0.464 |
| | | Stride efficiency (%) | 54.62 | 57.50 |
| | | Stride count | 33.83 | 32.97 |

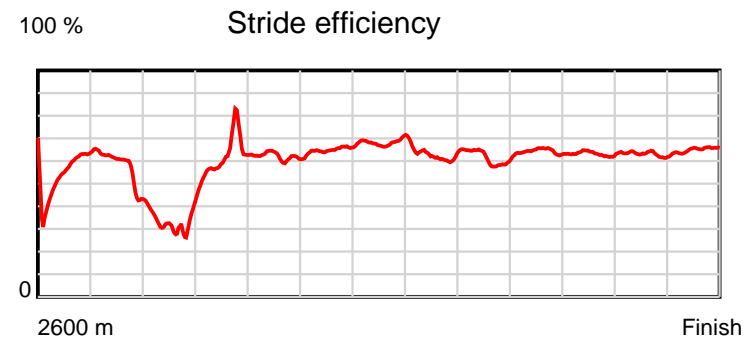
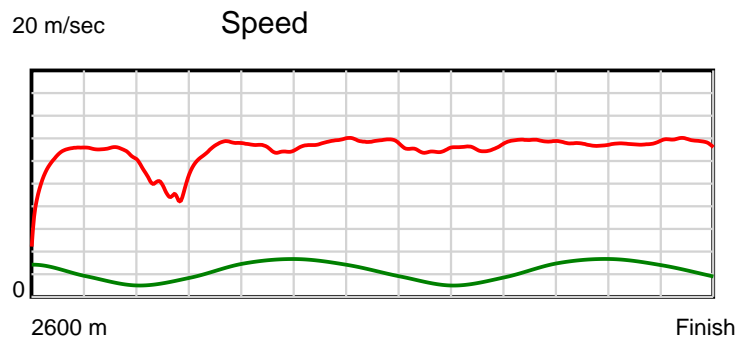
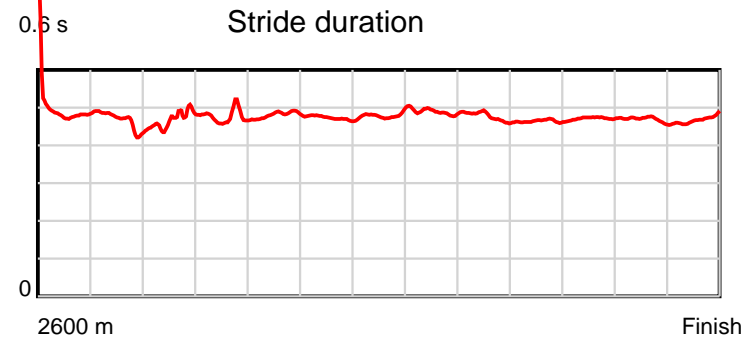
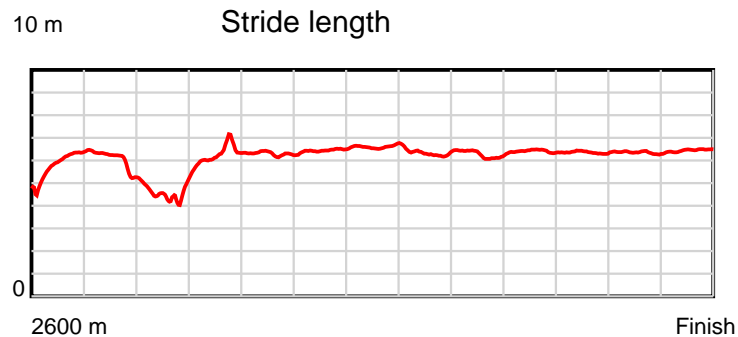
Disclaimer.

HRNZ and NZMTC and Thoroughbred Ratings Pty Ltd accepts no responsibility for the completeness or accuracy of any of the information contained herein, and makes no representations about its suitability for any particular purpose. Users should make their own judgements about those matters and/or seek independent advice. You assume all risks associated with use of the data provided on this page.

Race Results

May 29, 2020, Race 4, DUNSTAN MULTI-ULTRA TROT, Distance 2600m, Addington - Survey 3200m

| Result | TAB no. | Horse (Barrier) | 2200m to | 2000m to | 1800m to | 1600m to | 1400m to | 1200m to | 1000m to | 800m to | 600m to | 400m to | 200m to | Total or | Margin |
|--------|---------|------------------------------|----------|----------|----------|----------|----------|----------|----------|----------|----------|----------|----------|----------|--------|
| 11th | 15 | Unique Marshal... (4) | 2000m | 1800m | 1600m | 1400m | 1200m | 1000m | 800m | 600m | 400m | 200m | WP | Average | |
| | | Position in running (margin) | 7(10.8) | 15(34.7) | 15(30.1) | 15(24.5) | 15(19.0) | 15(15.0) | 15(15.0) | 15(15.8) | 13(12.8) | 13(12.2) | 12(12.5) | | 12.40 |
| | | Sectional time (s) | 20.07 | 15.18 | 15.40 | 14.65 | 14.60 | 15.64 | 15.55 | 14.50 | 15.08 | 14.72 | 14.79 | | |
| | | Cumulative time (s) | 170.18 | 150.11 | 134.93 | 119.53 | 104.88 | 90.28 | 74.64 | 59.09 | 44.59 | 29.51 | 14.79 | 3:23.36 | |
| | | Speed (m/s) | 9.97 | 13.18 | 12.99 | 13.65 | 13.70 | 12.79 | 12.86 | 13.79 | 13.26 | 13.59 | 13.52 | 12.79 | |
| | | Stride length (m) | 4.62 | 6.24 | 6.24 | 6.45 | 6.59 | 6.24 | 6.11 | 6.40 | 6.26 | 6.35 | 6.36 | 6.10 | |
| | | Stride duration (s) | 0.464 | 0.474 | 0.481 | 0.473 | 0.481 | 0.488 | 0.475 | 0.464 | 0.472 | 0.468 | 0.471 | 0.477 | |
| | | Stride efficiency (%) | 33.43 | 60.87 | 60.85 | 65.05 | 67.77 | 60.94 | 58.41 | 64.04 | 61.16 | 63.09 | 63.29 | 58.11 | |
| | | Stride count | 43.24 | 32.05 | 32.05 | 31.00 | 30.37 | 32.03 | 32.71 | 31.24 | 31.97 | 31.48 | 31.43 | 426.37 | |



Note: Horizontal distance axis grid lines are 200m furlongs.

Disclaimer.

HRNZ and NZMTC and Thoroughbred Ratings Pty Ltd accepts no responsibility for the completeness or accuracy of any of the information contained herein, and makes no representations about its suitability for any particular purpose. Users should make their own judgements about those matters and/or seek independent advice. You assume all risks associated with use of the data provided on this page.



Race Results



May 29, 2020, Race 4, DUNSTAN MULTI-ULTRA TROT, Distance 2600m, Addington - Survey 3200m

| Result | TAB no. | Horse (Barrier) | 2600 to | 2400m to |
|--------|---------|------------------------------|--------------|--------------|
| 12th | 7 | Laura Bush (12) | 2400m | 2200m |
| | | Position in running (margin) | - | 9(12.9) |
| | | Sectional time (s) | 18.30 | 15.18 |
| | | Cumulative time (s) | 203.52 | 185.22 |
| | | Speed (m/s) | 10.93 | 13.18 |
| | | Stride length (m) | 5.08 | 5.95 |
| | | Stride duration (s) | 0.465 | 0.452 |
| | | Stride efficiency (%) | 40.26 | 55.37 |
| | | Stride count | 39.40 | 33.60 |

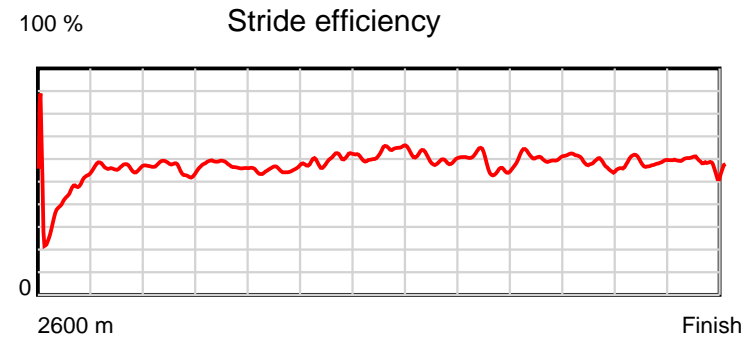
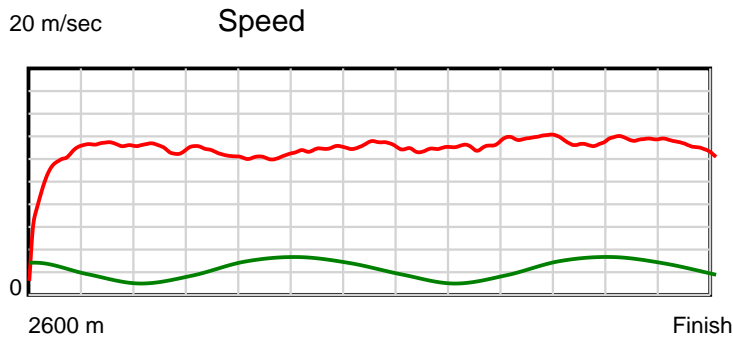
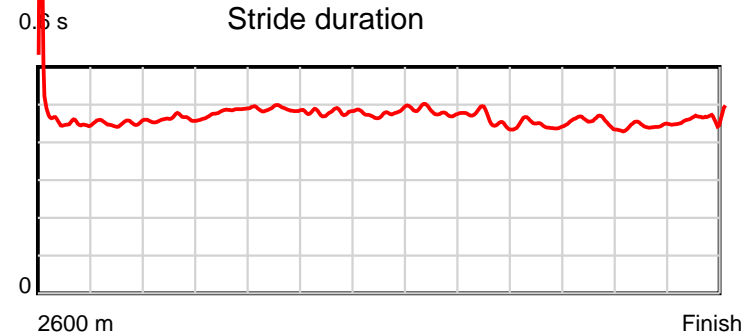
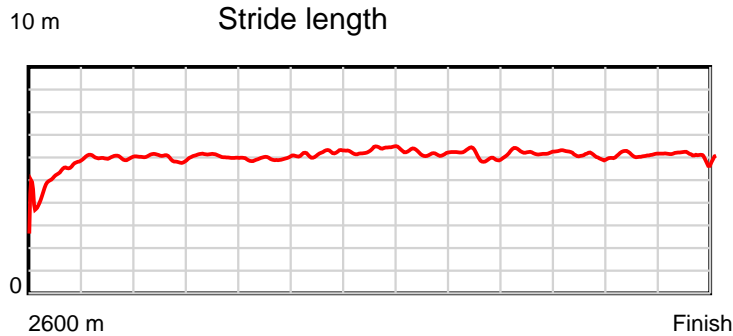
Disclaimer.

HRNZ and NZMTC and Thoroughbred Ratings Pty Ltd accepts no responsibility for the completeness or accuracy of any of the information contained herein, and makes no representations about its suitability for any particular purpose. Users should make their own judgements about those matters and/or seek independent advice. You assume all risks associated with use of the data provided on this page.

Race Results

May 29, 2020, Race 4, DUNSTAN MULTI-ULTRA TROT, Distance 2600m, Addington - Survey 3200m

| Result | TAB no. | Horse (Barrier) | 2200m to | 2000m to | 1800m to | 1600m to | 1400m to | 1200m to | 1000m to | 800m to | 600m to | 400m to | 200m to | Total or | Margin |
|--------|---------|------------------------------|----------|----------|----------|----------|----------|----------|----------|----------|---------|---------|---------|----------|--------|
| 12th | 7 | Laura Bush (12) | 2000m | 1800m | 1600m | 1400m | 1200m | 1000m | 800m | 600m | 400m | 200m | WP | Average | |
| | | Position in running (margin) | 8(12.6) | 7(10.2) | 8(9.8) | 8(11.6) | 11(11.5) | 11(10.5) | 11(10.7) | 11(10.5) | 9(7.0) | 10(8.6) | 10(8.9) | | 13.30 |
| | | Sectional time (s) | 15.69 | 15.87 | 16.64 | 15.56 | 15.09 | 15.66 | 15.38 | 14.41 | 15.45 | 14.71 | 15.58 | | |
| | | Cumulative time (s) | 170.04 | 154.35 | 138.48 | 121.84 | 106.28 | 91.19 | 75.53 | 60.15 | 45.74 | 30.29 | 15.58 | 3:23.52 | |
| | | Speed (m/s) | 12.75 | 12.60 | 12.02 | 12.85 | 13.25 | 12.77 | 13.00 | 13.88 | 12.94 | 13.60 | 12.84 | 12.78 | |
| | | Stride length (m) | 5.88 | 6.07 | 5.87 | 6.17 | 6.34 | 6.14 | 5.98 | 6.22 | 5.87 | 6.05 | 5.96 | 5.95 | |
| | | Stride duration (s) | 0.462 | 0.482 | 0.488 | 0.480 | 0.479 | 0.481 | 0.460 | 0.448 | 0.453 | 0.445 | 0.464 | 0.466 | |
| | | Stride efficiency (%) | 54.12 | 57.55 | 53.82 | 59.50 | 62.87 | 58.91 | 55.85 | 60.42 | 53.84 | 57.24 | 55.54 | 55.36 | |
| | | Stride count | 33.99 | 32.96 | 34.08 | 32.41 | 31.53 | 32.57 | 33.46 | 32.17 | 34.07 | 33.05 | 33.55 | 436.84 | |



Note: Horizontal distance axis grid lines are 200m furlongs.

Disclaimer.

HRNZ and NZMTC and Thoroughbred Ratings Pty Ltd accepts no responsibility for the completeness or accuracy of any of the information contained herein, and makes no representations about its suitability for any particular purpose. Users should make their own judgements about those matters and/or seek independent advice. You assume all risks associated with use of the data provided on this page.



Race Results



May 29, 2020, Race 4, DUNSTAN MULTI-ULTRA TROT, Distance 2600m, Addington - Survey 3200m

| Result | TAB no. | Horse (Barrier) | 2600 to | 2400m to |
|--------|---------|------------------------------|--------------|--------------|
| 13th | 10 | Just One More (15) | 2400m | 2200m |
| | | Position in running (margin) | - | 1(0.0) |
| | | Sectional time (s) | 16.20 | 15.23 |
| | | Cumulative time (s) | 203.74 | 187.54 |
| | | Speed (m/s) | 12.35 | 13.13 |
| | | Stride length (m) | 5.26 | 5.88 |
| | | Stride duration (s) | 0.433 | 0.448 |
| | | Stride efficiency (%) | 43.17 | 54.03 |
| | | Stride count | 38.05 | 34.01 |

Disclaimer.

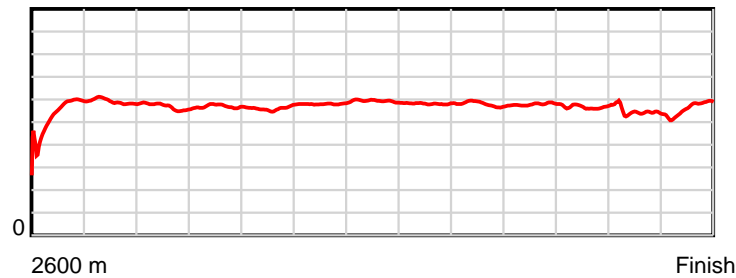
HRNZ and NZMTC and Thoroughbred Ratings Pty Ltd accepts no responsibility for the completeness or accuracy of any of the information contained herein, and makes no representations about its suitability for any particular purpose. Users should make their own judgements about those matters and/or seek independent advice. You assume all risks associated with use of the data provided on this page.

Race Results

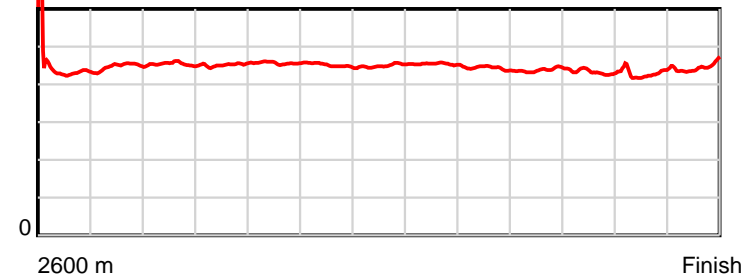
May 29, 2020, Race 4, DUNSTAN MULTI-ULTRA TROT, Distance 2600m, Addington - Survey 3200m

| Result | TAB no. | Horse (Barrier) | 2200m to | 2000m to | 1800m to | 1600m to | 1400m to | 1200m to | 1000m to | 800m to | 600m to | 400m to | 200m to | Total or | Margin |
|--------|---------|------------------------------|--------------|--------------|--------------|--------------|--------------|--------------|-------------|-------------|-------------|-------------|-----------|----------------|--------|
| 13th | 10 | Just One More (15) | 2000m | 1800m | 1600m | 1400m | 1200m | 1000m | 800m | 600m | 400m | 200m | WP | Average | |
| | | Position in running (margin) | 1(0.0) | 1(0.0) | 1(0.0) | 1(0.0) | 1(0.0) | 1(0.0) | 1(0.0) | 1(0.0) | 2(1.3) | 3(2.1) | 8(7.5) | | 14.50 |
| | | Sectional time (s) | 16.08 | 15.95 | 16.34 | 15.57 | 15.26 | 15.64 | 15.42 | 15.20 | 15.32 | 15.57 | 15.96 | | |
| | | Cumulative time (s) | 172.31 | 156.23 | 140.28 | 123.94 | 108.37 | 93.11 | 77.47 | 62.05 | 46.85 | 31.53 | 15.96 | 3:23.74 | |
| | | Speed (m/s) | 12.44 | 12.54 | 12.24 | 12.85 | 13.11 | 12.79 | 12.97 | 13.16 | 13.05 | 12.85 | 12.53 | 12.76 | |
| | | Stride length (m) | 5.65 | 5.67 | 5.59 | 5.79 | 5.90 | 5.81 | 5.75 | 5.76 | 5.66 | 5.50 | 5.59 | 5.67 | |
| | | Stride duration (s) | 0.454 | 0.452 | 0.456 | 0.451 | 0.450 | 0.454 | 0.443 | 0.438 | 0.433 | 0.428 | 0.446 | 0.444 | |
| | | Stride efficiency (%) | 49.84 | 50.19 | 48.76 | 52.43 | 54.34 | 52.67 | 51.62 | 51.90 | 49.97 | 47.33 | 48.87 | 50.26 | |
| | | Stride count | 35.42 | 35.29 | 35.80 | 34.53 | 33.92 | 34.45 | 34.80 | 34.70 | 35.37 | 36.34 | 35.76 | 458.44 | |

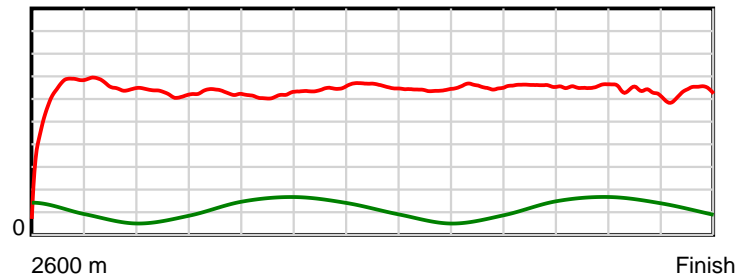
10 m Stride length



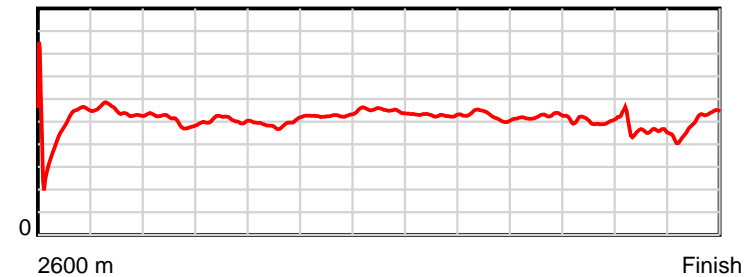
0.5 s Stride duration



20 m/sec Speed



100 % Stride efficiency



Note: Horizontal distance axis grid lines are 200m furlongs.

Disclaimer.

HRNZ and NZMTC and Thoroughbred Ratings Pty Ltd accepts no responsibility for the completeness or accuracy of any of the information contained herein, and makes no representations about its suitability for any particular purpose. Users should make their own judgements about those matters and/or seek independent advice. You assume all risks associated with use of the data provided on this page.



Race Results



May 29, 2020, Race 4, DUNSTAN MULTI-ULTRA TROT, Distance 2600m, Addington - Survey 3200m

| Result | TAB no. | Horse (Barrier) | 2600 to | 2400m to |
|--------|---------|------------------------------|---------|----------|
| 14th | 3 | Midnight Assas... (8) | 2400m | 2200m |
| | | Position in running (margin) | - | 14(16.0) |
| | | Sectional time (s) | 18.90 | 16.51 |
| | | Cumulative time (s) | 204.72 | 185.82 |
| | | Speed (m/s) | 10.58 | 12.11 |
| | | Stride length (m) | 4.85 | 5.40 |
| | | Stride duration (s) | 0.431 | 0.446 |
| | | Stride efficiency (%) | 36.71 | 45.54 |
| | | Stride count | 41.26 | 37.05 |

Disclaimer.

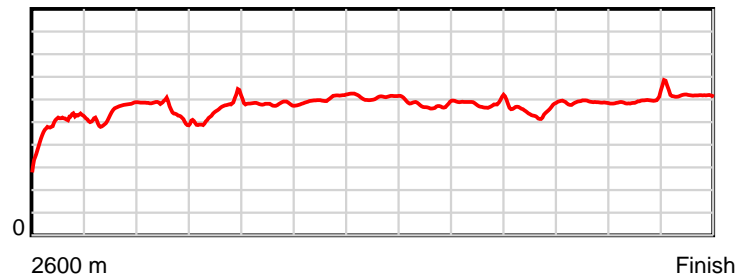
HRNZ and NZMTC and Thoroughbred Ratings Pty Ltd accepts no responsibility for the completeness or accuracy of any of the information contained herein, and makes no representations about its suitability for any particular purpose. Users should make their own judgements about those matters and/or seek independent advice. You assume all risks associated with use of the data provided on this page.

Race Results

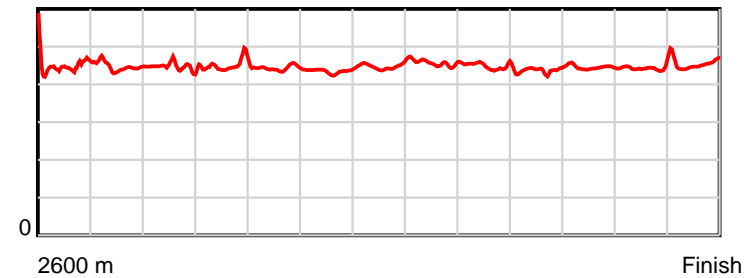
May 29, 2020, Race 4, DUNSTAN MULTI-ULTRA TROT, Distance 2600m, Addington - Survey 3200m

| Result | TAB no. | Horse (Barrier) | 2200m to | 2000m to | 1800m to | 1600m to | 1400m to | 1200m to | 1000m to | 800m to | 600m to | 400m to | 200m to | Total or | Margin |
|--------|---------|------------------------------|----------|----------|----------|----------|----------|----------|----------|----------|----------|----------|----------|----------|--------|
| 14th | 3 | Midnight Assas... (8) | 2000m | 1800m | 1600m | 1400m | 1200m | 1000m | 800m | 600m | 400m | 200m | WP | Average | |
| | | Position in running (margin) | 14(23.7) | 13(26.1) | 14(27.8) | 14(22.4) | 14(15.7) | 14(13.2) | 14(14.1) | 14(14.4) | 15(18.9) | 14(19.0) | 13(20.1) | | 20.00 |
| | | Sectional time (s) | 16.48 | 16.25 | 15.43 | 14.44 | 14.85 | 15.78 | 15.48 | 15.74 | 15.20 | 14.84 | 14.82 | | |
| | | Cumulative time (s) | 169.31 | 152.83 | 136.58 | 121.15 | 106.71 | 91.86 | 76.08 | 60.60 | 44.86 | 29.66 | 14.82 | 3:24.72 | |
| | | Speed (m/s) | 12.14 | 12.31 | 12.96 | 13.85 | 13.47 | 12.67 | 12.92 | 12.71 | 13.16 | 13.48 | 13.50 | 12.70 | |
| | | Stride length (m) | 5.38 | 5.47 | 5.74 | 6.03 | 6.06 | 5.78 | 5.78 | 5.54 | 5.85 | 6.02 | 6.10 | 5.67 | |
| | | Stride duration (s) | 0.443 | 0.444 | 0.443 | 0.435 | 0.450 | 0.456 | 0.448 | 0.436 | 0.445 | 0.446 | 0.452 | 0.446 | |
| | | Stride efficiency (%) | 45.21 | 46.68 | 51.50 | 56.84 | 57.39 | 52.16 | 52.29 | 47.94 | 53.55 | 56.54 | 58.19 | 50.23 | |
| | | Stride count | 37.18 | 36.59 | 34.84 | 33.16 | 33.00 | 34.62 | 34.58 | 36.11 | 34.16 | 33.25 | 32.77 | 458.57 | |

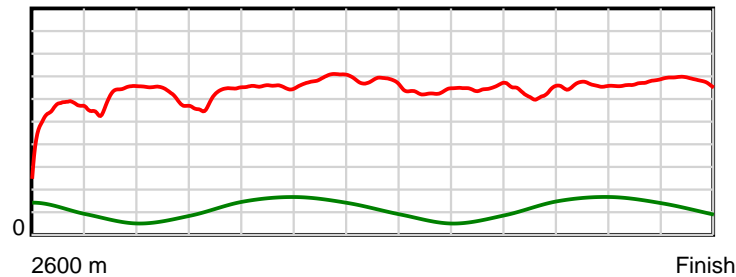
10 m Stride length



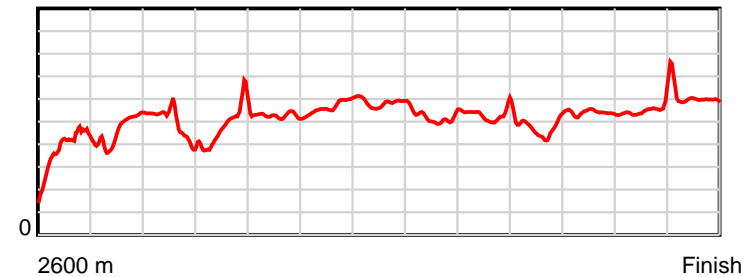
0.6 s Stride duration



20 m/sec Speed



100 % Stride efficiency



Note: Horizontal distance axis grid lines are 200m furlongs.

Disclaimer.

HRNZ and NZMTC and Thoroughbred Ratings Pty Ltd accepts no responsibility for the completeness or accuracy of any of the information contained herein, and makes no representations about its suitability for any particular purpose. Users should make their own judgements about those matters and/or seek independent advice. You assume all risks associated with use of the data provided on this page.



Race Results



May 29, 2020, Race 4, DUNSTAN MULTI-ULTRA TROT, Distance 2600m, Addington - Survey 3200m

| Result | TAB no. | Horse (Barrier) | 2600 to | 2400m to |
|--------|---------|------------------------------|---------|----------|
| 15th | 16 | Michelle (5) | 2400m | 2200m |
| | | Position in running (margin) | - | 7(8.9) |
| | | Sectional time (s) | 17.65 | 15.44 |
| | | Cumulative time (s) | 206.93 | 189.28 |
| | | Speed (m/s) | 11.33 | 12.95 |
| | | Stride length (m) | 5.80 | 6.15 |
| | | Stride duration (s) | 0.470 | 0.475 |
| | | Stride efficiency (%) | 52.48 | 59.18 |
| | | Stride count | 34.51 | 32.50 |

Disclaimer.

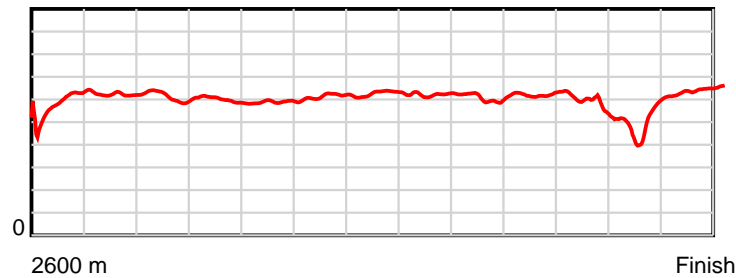
HRNZ and NZMTC and Thoroughbred Ratings Pty Ltd accepts no responsibility for the completeness or accuracy of any of the information contained herein, and makes no representations about its suitability for any particular purpose. Users should make their own judgements about those matters and/or seek independent advice. You assume all risks associated with use of the data provided on this page.

Race Results

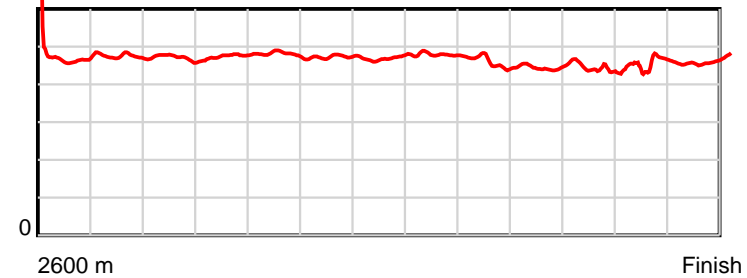
May 29, 2020, Race 4, DUNSTAN MULTI-ULTRA TROT, Distance 2600m, Addington - Survey 3200m

| Result | TAB no. | Horse (Barrier) | 2200m to | 2000m to | 1800m to | 1600m to | 1400m to | 1200m to | 1000m to | 800m to | 600m to | 400m to | 200m to | Total or | Margin |
|--------|---------|------------------------------|----------|----------|----------|----------|----------|----------|----------|---------|---------|----------|----------|----------|--------|
| 15th | 16 | Michelle (5) | 2000m | 1800m | 1600m | 1400m | 1200m | 1000m | 800m | 600m | 400m | 200m | WP | Average | |
| | | Position in running (margin) | 6(10.2) | 6(7.8) | 6(7.4) | 7(9.9) | 7(10.2) | 9(8.8) | 9(8.4) | 8(8.4) | 6(4.7) | 12(10.2) | 14(36.3) | | 32.20 |
| | | Sectional time (s) | 15.70 | 15.88 | 16.74 | 15.61 | 15.03 | 15.58 | 15.41 | 14.37 | 16.10 | 19.02 | 14.40 | | |
| | | Cumulative time (s) | 173.84 | 158.14 | 142.26 | 125.52 | 109.91 | 94.88 | 79.30 | 63.89 | 49.52 | 33.42 | 14.40 | 3:26.93 | |
| | | Speed (m/s) | 12.74 | 12.59 | 11.95 | 12.81 | 13.31 | 12.84 | 12.98 | 13.92 | 12.42 | 10.52 | 13.89 | 12.56 | |
| | | Stride length (m) | 6.00 | 5.97 | 5.74 | 6.06 | 6.25 | 6.14 | 5.94 | 6.20 | 5.46 | 4.74 | 6.43 | 5.88 | |
| | | Stride duration (s) | 0.471 | 0.474 | 0.480 | 0.473 | 0.470 | 0.478 | 0.457 | 0.445 | 0.439 | 0.450 | 0.463 | 0.468 | |
| | | Stride efficiency (%) | 56.21 | 55.71 | 51.45 | 57.40 | 60.97 | 58.94 | 55.09 | 59.97 | 46.54 | 35.04 | 64.52 | 54.01 | |
| | | Stride count | 33.35 | 33.50 | 34.86 | 33.00 | 32.02 | 32.56 | 33.69 | 32.28 | 36.65 | 42.23 | 31.12 | 442.27 | |

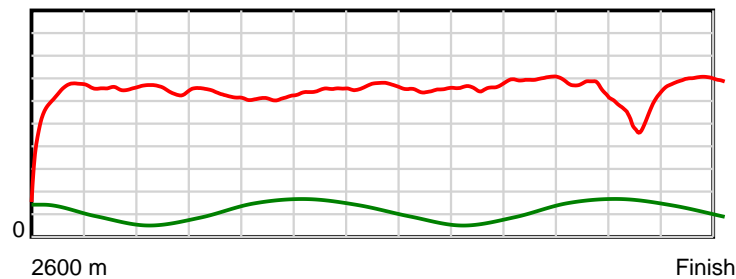
10 m Stride length



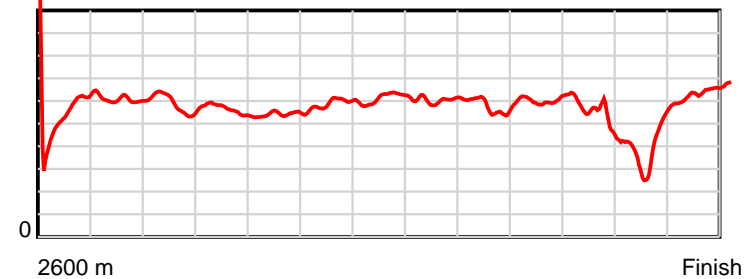
0.6 s Stride duration



20 m/sec Speed



100 % Stride efficiency



Note: Horizontal distance axis grid lines are 200m furlongs.

Disclaimer.

HRNZ and NZMTC and Thoroughbred Ratings Pty Ltd accepts no responsibility for the completeness or accuracy of any of the information contained herein, and makes no representations about its suitability for any particular purpose. Users should make their own judgements about those matters and/or seek independent advice. You assume all risks associated with use of the data provided on this page.



Race Results



May 29, 2020, Race 4, DUNSTAN MULTI-ULTRA TROT, Distance 2600m, Addington - Survey 3200m

| Result | TAB no. | Horse (Barrier) | 2600 to | 2400m to |
|--------|---------|------------------------------|--------------|--------------|
| 16th | 13 | Time In A Bott... (0) | 2400m | 2200m |
| | | Position in running (margin) | - | 5(6.2) |
| | | Sectional time (s) | 17.19 | 15.66 |
| | | Cumulative time (s) | 217.94 | 200.75 |
| | | Speed (m/s) | 11.63 | 12.77 |
| | | Stride length (m) | 5.55 | 5.73 |
| | | Stride duration (s) | 0.441 | 0.449 |
| | | Stride efficiency (%) | 48.12 | 51.31 |
| | | Stride count | 36.04 | 34.90 |

Disclaimer.

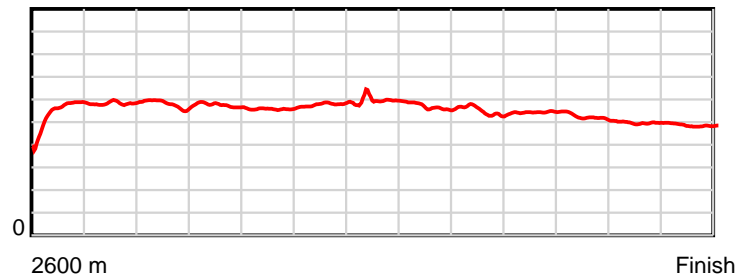
HRNZ and NZMTC and Thoroughbred Ratings Pty Ltd accepts no responsibility for the completeness or accuracy of any of the information contained herein, and makes no representations about its suitability for any particular purpose. Users should make their own judgements about those matters and/or seek independent advice. You assume all risks associated with use of the data provided on this page.

Race Results

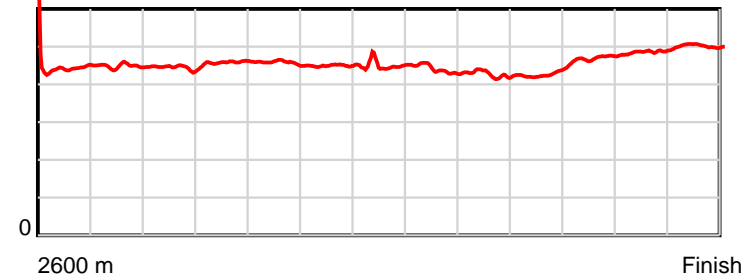
May 29, 2020, Race 4, DUNSTAN MULTI-ULTRA TROT, Distance 2600m, Addington - Survey 3200m

| Result | TAB no. | Horse (Barrier) | 2200m to | 2000m to | 1800m to | 1600m to | 1400m to | 1200m to | 1000m to | 800m to | 600m to | 400m to | 200m to | Total or | Margin |
|--------|---------|------------------------------|--------------|--------------|--------------|--------------|--------------|--------------|-------------|-------------|-------------|-------------|-----------|----------------|--------|
| 16th | 13 | Time In A Bott... (0) | 2000m | 1800m | 1600m | 1400m | 1200m | 1000m | 800m | 600m | 400m | 200m | WP | Average | |
| | | Position in running (margin) | 5(8.8) | 4(5.5) | 4(5.5) | 4(6.8) | 6(8.7) | 7(6.6) | 8(8.3) | 10(9.9) | 14(14.3) | 15(32.9) | 15(65.0) | | 93.50 |
| | | Sectional time (s) | 15.54 | 15.95 | 16.55 | 15.88 | 14.92 | 15.91 | 15.70 | 15.72 | 18.28 | 20.01 | 20.63 | | |
| | | Cumulative time (s) | 185.09 | 169.55 | 153.60 | 137.05 | 121.17 | 106.25 | 90.34 | 74.64 | 58.92 | 40.64 | 20.63 | 3:37.94 | |
| | | Speed (m/s) | 12.87 | 12.54 | 12.08 | 12.59 | 13.40 | 12.57 | 12.74 | 12.72 | 10.94 | 10.00 | 9.69 | 11.93 | |
| | | Stride length (m) | 5.72 | 5.75 | 5.53 | 5.66 | 5.99 | 5.52 | 5.44 | 5.44 | 5.15 | 4.87 | 4.86 | 5.46 | |
| | | Stride duration (s) | 0.444 | 0.458 | 0.458 | 0.450 | 0.447 | 0.440 | 0.427 | 0.428 | 0.471 | 0.487 | 0.502 | 0.458 | |
| | | Stride efficiency (%) | 51.12 | 51.62 | 47.83 | 50.14 | 56.06 | 47.69 | 46.16 | 46.32 | 41.44 | 37.06 | 36.95 | 46.56 | |
| | | Stride count | 34.97 | 34.80 | 36.15 | 35.31 | 33.39 | 36.20 | 36.80 | 36.73 | 38.84 | 41.07 | 41.13 | 476.33 | |

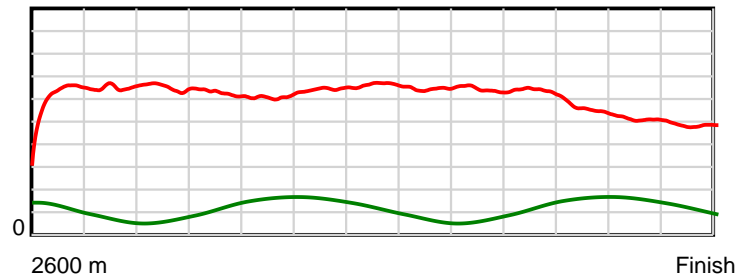
10 m Stride length



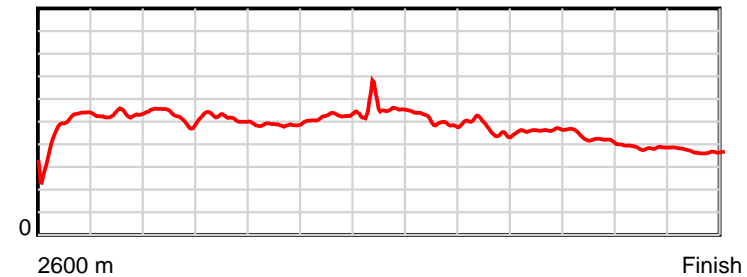
0.6 s Stride duration



20 m/sec Speed



100 % Stride efficiency



Note: Horizontal distance axis grid lines are 200m furlongs.

Disclaimer.

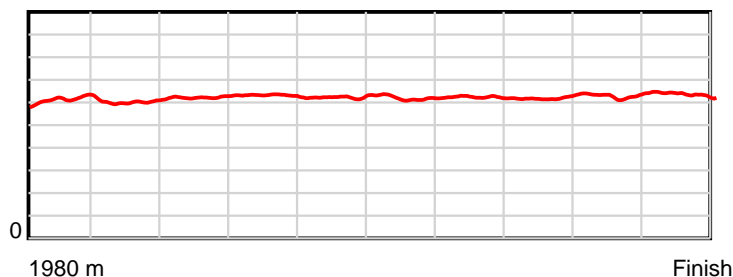
HRNZ and NZMTC and Thoroughbred Ratings Pty Ltd accepts no responsibility for the completeness or accuracy of any of the information contained herein, and makes no representations about its suitability for any particular purpose. Users should make their own judgements about those matters and/or seek independent advice. You assume all risks associated with use of the data provided on this page.

Race Results

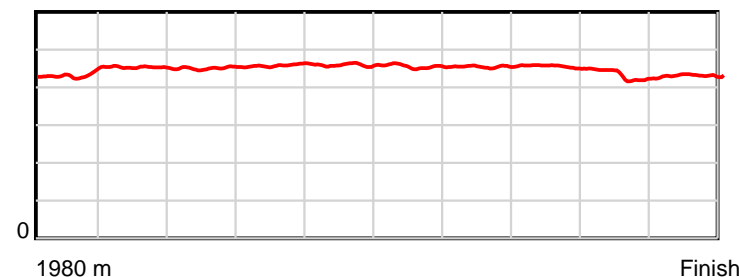
May 29, 2020, Race 5, DUNSTAN TRIFECTA OIL MOBILE PACE, Distance 1980m, Addington - Survey 1980m

| Result | TAB no. | Horse (Barrier) | 1980 to | 1800m to | 1600m to | 1400m to | 1200m to | 1000m to | 800m to | 600m to | 400m to | 200m to | Total or | Margin |
|--------|---------|------------------------------|--------------|--------------|--------------|--------------|--------------|-------------|-------------|-------------|-------------|-----------|----------------|--------|
| 1st | 2 | Under Wraps (2) | 1800m | 1600m | 1400m | 1200m | 1000m | 800m | 600m | 400m | 200m | WP | Average | |
| | | Position in running (margin) | - | 3(2.0) | 4(3.6) | 4(3.4) | 4(3.1) | 4(3.2) | 4(2.5) | 4(2.5) | 4(2.2) | 3(1.5) | | 0.00 |
| | | Sectional time (s) | 12.58 | 15.23 | 14.62 | 14.47 | 14.85 | 14.93 | 14.52 | 14.92 | 13.84 | 13.65 | | |
| | | Cumulative time (s) | 143.61 | 131.03 | 115.80 | 101.18 | 86.71 | 71.86 | 56.93 | 42.41 | 27.49 | 13.65 | 2:23.61 | |
| | | Speed (m/s) | 14.31 | 13.13 | 13.68 | 13.82 | 13.47 | 13.40 | 13.77 | 13.40 | 14.45 | 14.65 | 13.79 | |
| | | Stride length (m) | 6.19 | 5.95 | 6.17 | 6.33 | 6.18 | 6.10 | 6.27 | 6.10 | 6.23 | 6.34 | 6.18 | |
| | | Stride duration (s) | 0.433 | 0.453 | 0.451 | 0.458 | 0.459 | 0.455 | 0.455 | 0.455 | 0.431 | 0.432 | 0.448 | |
| | | Stride efficiency (%) | 59.94 | 55.27 | 59.41 | 62.69 | 59.61 | 58.11 | 61.46 | 58.14 | 60.63 | 62.76 | 59.74 | |
| | | Stride count | 29.06 | 33.63 | 32.44 | 31.58 | 32.38 | 32.80 | 31.89 | 32.79 | 32.11 | 31.56 | 320.24 | |

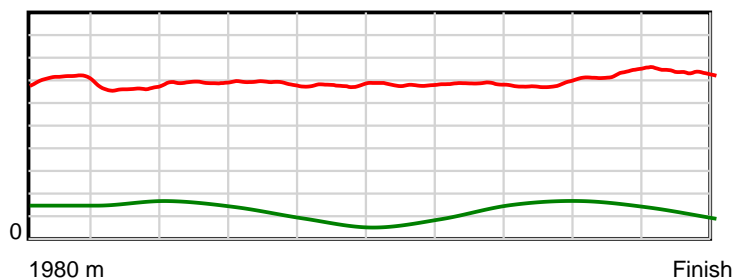
10 m Stride length



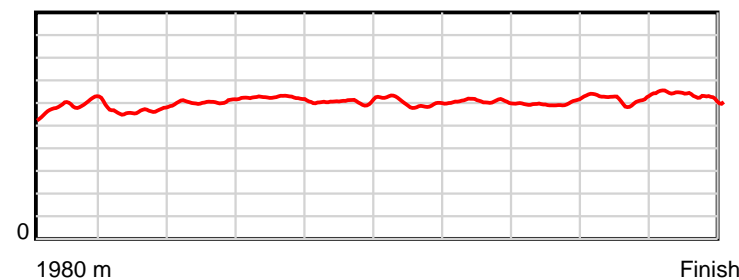
0.6 s Stride duration



20 m/sec Speed



100 % Stride efficiency



Note: Horizontal distance axis grid lines are 200m furlongs.

Disclaimer.

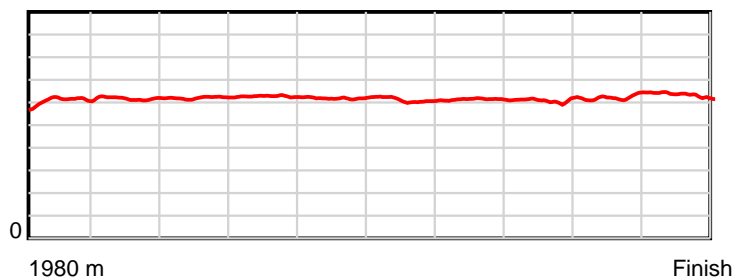
HRNZ and NZMTC and Thoroughbred Ratings Pty Ltd accepts no responsibility for the completeness or accuracy of any of the information contained herein, and makes no representations about its suitability for any particular purpose. Users should make their own judgements about those matters and/or seek independent advice. You assume all risks associated with use of the data provided on this page.

Race Results

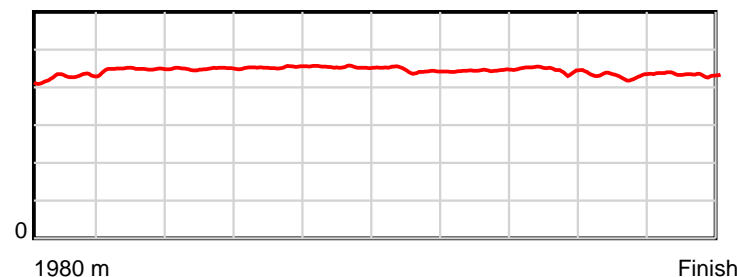
May 29, 2020, Race 5, DUNSTAN TRIFECTA OIL MOBILE PACE, Distance 1980m, Addington - Survey 1980m

| Result | TAB no. | Horse (Barrier) | 1980 to | 1800m to | 1600m to | 1400m to | 1200m to | 1000m to | 800m to | 600m to | 400m to | 200m to | Total or | Margin |
|--------|---------|------------------------------|--------------|--------------|--------------|--------------|--------------|-------------|-------------|-------------|-------------|-----------|----------------|--------|
| 2nd | 4 | Alta Endeavour (4) | 1800m | 1600m | 1400m | 1200m | 1000m | 800m | 600m | 400m | 200m | WP | Average | |
| | | Position in running (margin) | - | 2(1.7) | 2(1.0) | 2(1.0) | 2(0.8) | 2(1.2) | 2(0.7) | 2(1.1) | 2(0.4) | 1(0.0) | | 0.10 |
| | | Sectional time (s) | 12.65 | 14.85 | 14.65 | 14.49 | 14.92 | 14.95 | 14.58 | 14.85 | 13.90 | 13.79 | | |
| | | Cumulative time (s) | 143.63 | 130.98 | 116.13 | 101.48 | 86.99 | 72.07 | 57.12 | 42.54 | 27.69 | 13.79 | 2:23.63 | |
| | | Speed (m/s) | 14.23 | 13.47 | 13.65 | 13.80 | 13.40 | 13.38 | 13.72 | 13.47 | 14.39 | 14.50 | 13.79 | |
| | | Stride length (m) | 6.11 | 6.05 | 6.13 | 6.26 | 6.08 | 5.96 | 6.10 | 6.01 | 6.20 | 6.29 | 6.12 | |
| | | Stride duration (s) | 0.428 | 0.449 | 0.449 | 0.453 | 0.454 | 0.445 | 0.445 | 0.446 | 0.431 | 0.434 | 0.444 | |
| | | Stride efficiency (%) | 58.32 | 57.12 | 58.79 | 61.17 | 57.84 | 55.48 | 58.16 | 56.43 | 60.06 | 61.75 | 58.47 | |
| | | Stride count | 29.46 | 33.08 | 32.61 | 31.97 | 32.87 | 33.57 | 32.78 | 33.28 | 32.26 | 31.82 | 323.70 | |

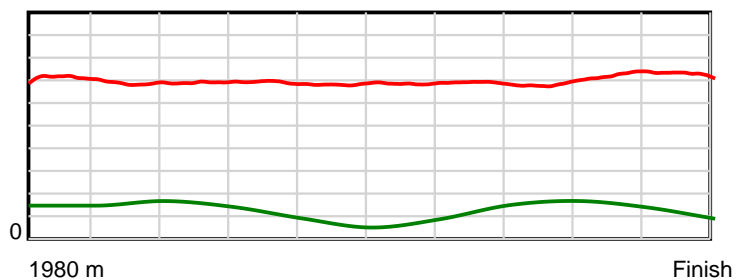
10 m Stride length



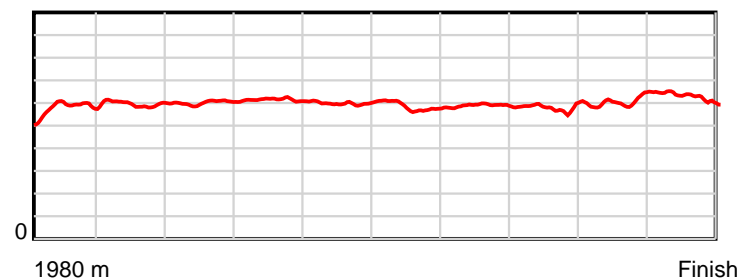
0.6 s Stride duration



20 m/sec Speed



100 % Stride efficiency



Note: Horizontal distance axis grid lines are 200m furlongs.

Disclaimer.

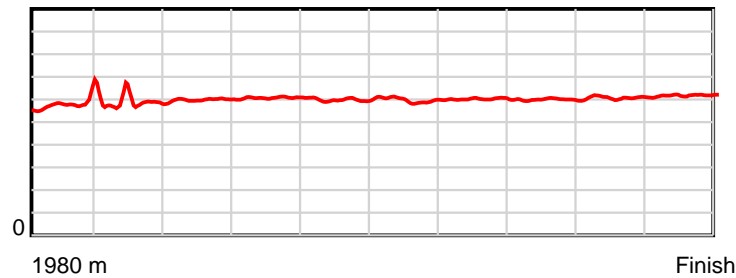
HRNZ and NZMTC and Thoroughbred Ratings Pty Ltd accepts no responsibility for the completeness or accuracy of any of the information contained herein, and makes no representations about its suitability for any particular purpose. Users should make their own judgements about those matters and/or seek independent advice. You assume all risks associated with use of the data provided on this page.

Race Results

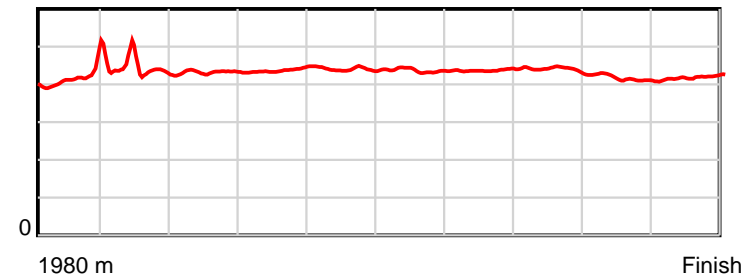
May 29, 2020, Race 5, DUNSTAN TRIFECTA OIL MOBILE PACE, Distance 1980m, Addington - Survey 1980m

| Result | TAB no. | Horse (Barrier) | 1980 to | 1800m to | 1600m to | 1400m to | 1200m to | 1000m to | 800m to | 600m to | 400m to | 200m to | Total or | Margin |
|--------|---------|------------------------------|---------|----------|----------|----------|----------|----------|---------|---------|---------|---------|----------|--------|
| 3rd | 5 | Laver (5) | 1800m | 1600m | 1400m | 1200m | 1000m | 800m | 600m | 400m | 200m | WP | Average | |
| | | Position in running (margin) | - | 5(3.9) | 6(5.0) | 6(4.9) | 6(4.6) | 6(5.4) | 6(4.3) | 6(4.2) | 6(4.0) | 6(4.3) | | 2.10 |
| | | Sectional time (s) | 12.99 | 15.15 | 14.64 | 14.47 | 14.98 | 14.85 | 14.50 | 14.95 | 14.00 | 13.45 | | |
| | | Cumulative time (s) | 143.98 | 130.99 | 115.84 | 101.20 | 86.73 | 71.75 | 56.90 | 42.40 | 27.45 | 13.45 | 2:23.98 | |
| | | Speed (m/s) | 13.86 | 13.20 | 13.66 | 13.82 | 13.35 | 13.47 | 13.79 | 13.38 | 14.29 | 14.87 | 13.75 | |
| | | Stride length (m) | 5.80 | 5.77 | 5.91 | 6.04 | 5.88 | 5.88 | 6.03 | 5.88 | 5.94 | 6.23 | 5.93 | |
| | | Stride duration (s) | 0.417 | 0.437 | 0.432 | 0.437 | 0.440 | 0.437 | 0.437 | 0.439 | 0.416 | 0.419 | 0.432 | |
| | | Stride efficiency (%) | 52.58 | 51.96 | 54.52 | 57.08 | 53.99 | 54.10 | 56.85 | 54.00 | 55.12 | 60.73 | 55.04 | |
| | | Stride count | 31.03 | 34.68 | 33.86 | 33.09 | 34.03 | 33.99 | 33.16 | 34.02 | 33.68 | 32.08 | 333.62 | |

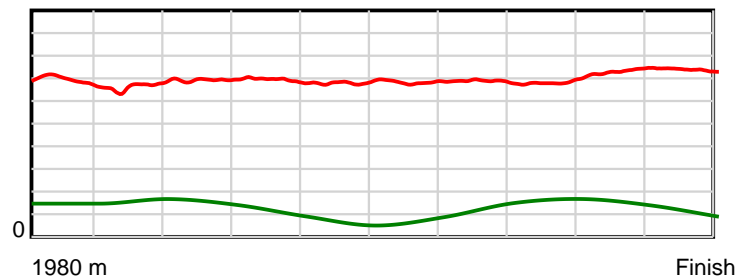
10 m Stride length



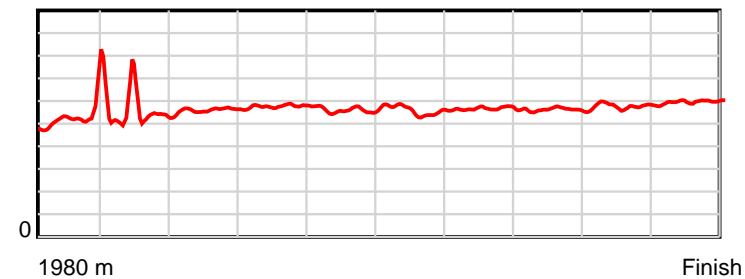
0.6 s Stride duration



20 m/sec Speed



100 % Stride efficiency



Note: Horizontal distance axis grid lines are 200m furlongs.

Disclaimer.

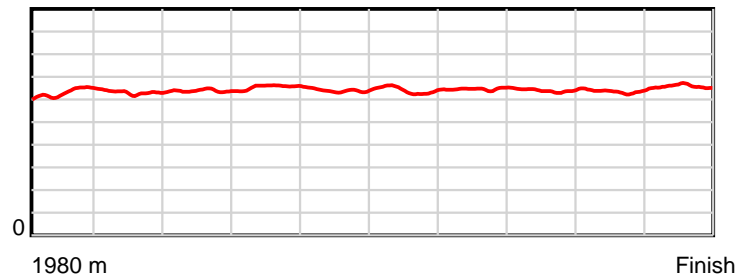
HRNZ and NZMTC and Thoroughbred Ratings Pty Ltd accepts no responsibility for the completeness or accuracy of any of the information contained herein, and makes no representations about its suitability for any particular purpose. Users should make their own judgements about those matters and/or seek independent advice. You assume all risks associated with use of the data provided on this page.

Race Results

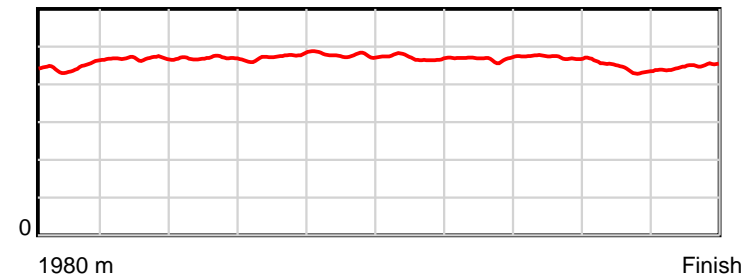
May 29, 2020, Race 5, DUNSTAN TRIFECTA OIL MOBILE PACE, Distance 1980m, Addington - Survey 1980m

| Result | TAB no. | Horse (Barrier) | 1980 to | 1800m to | 1600m to | 1400m to | 1200m to | 1000m to | 800m to | 600m to | 400m to | 200m to | Total or | Margin |
|--------|---------|------------------------------|--------------|--------------|--------------|--------------|--------------|-------------|-------------|-------------|-------------|-----------|----------------|--------|
| 4th | 12 | Eastwood Ideal (11) | 1800m | 1600m | 1400m | 1200m | 1000m | 800m | 600m | 400m | 200m | WP | Average | |
| | | Position in running (margin) | - | 7(4.7) | 5(4.5) | 5(4.7) | 5(4.5) | 5(5.0) | 5(3.8) | 5(3.8) | 5(3.2) | 5(3.4) | | 2.10 |
| | | Sectional time (s) | 13.05 | 14.93 | 14.70 | 14.48 | 14.92 | 14.84 | 14.52 | 14.88 | 13.98 | 13.69 | | |
| | | Cumulative time (s) | 143.99 | 130.94 | 116.01 | 101.31 | 86.83 | 71.91 | 57.07 | 42.55 | 27.67 | 13.69 | 2:23.99 | |
| | | Speed (m/s) | 13.80 | 13.40 | 13.61 | 13.81 | 13.40 | 13.48 | 13.77 | 13.44 | 14.31 | 14.61 | 13.75 | |
| | | Stride length (m) | 6.33 | 6.28 | 6.38 | 6.54 | 6.40 | 6.34 | 6.45 | 6.35 | 6.36 | 6.54 | 6.40 | |
| | | Stride duration (s) | 0.446 | 0.469 | 0.469 | 0.473 | 0.477 | 0.470 | 0.468 | 0.472 | 0.445 | 0.448 | 0.465 | |
| | | Stride efficiency (%) | 62.64 | 61.65 | 63.69 | 66.88 | 63.98 | 62.78 | 64.92 | 62.94 | 63.27 | 66.90 | 63.95 | |
| | | Stride count | 28.43 | 31.84 | 31.33 | 30.57 | 31.26 | 31.55 | 31.03 | 31.51 | 31.43 | 30.57 | 309.52 | |

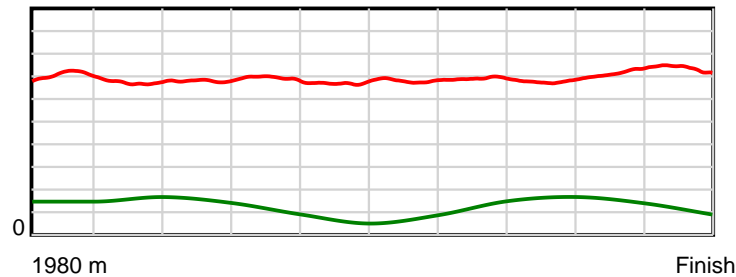
10 m Stride length



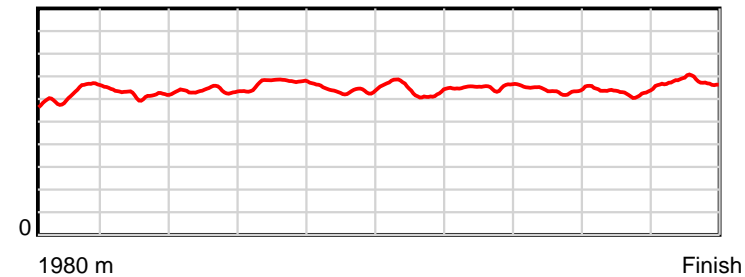
0.6 s Stride duration



20 m/sec Speed



100 % Stride efficiency



Note: Horizontal distance axis grid lines are 200m furlongs.

Disclaimer.

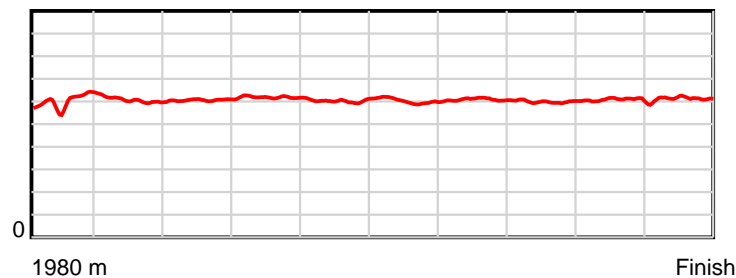
HRNZ and NZMTC and Thoroughbred Ratings Pty Ltd accepts no responsibility for the completeness or accuracy of any of the information contained herein, and makes no representations about its suitability for any particular purpose. Users should make their own judgements about those matters and/or seek independent advice. You assume all risks associated with use of the data provided on this page.

Race Results

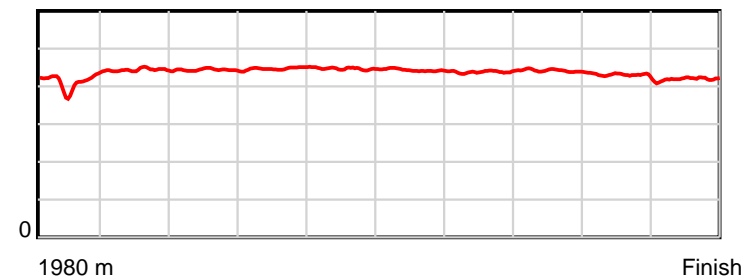
May 29, 2020, Race 5, DUNSTAN TRIFECTA OIL MOBILE PACE, Distance 1980m, Addington - Survey 1980m

| Result | TAB no. | Horse (Barrier) | 1980 to | 1800m to | 1600m to | 1400m to | 1200m to | 1000m to | 800m to | 600m to | 400m to | 200m to | Total or | Margin |
|--------|---------|------------------------------|--------------|--------------|--------------|--------------|--------------|-------------|-------------|-------------|-------------|-----------|----------------|--------|
| 5th | 10 | Team Kiwi (10) | 1800m | 1600m | 1400m | 1200m | 1000m | 800m | 600m | 400m | 200m | WP | Average | |
| | | Position in running (margin) | - | 4(2.7) | 3(1.8) | 3(2.2) | 3(2.1) | 3(2.2) | 3(1.7) | 3(1.6) | 3(1.5) | 4(2.9) | | 2.10 |
| | | Sectional time (s) | 12.70 | 14.83 | 14.72 | 14.50 | 14.86 | 14.96 | 14.50 | 14.97 | 14.18 | 13.77 | | |
| | | Cumulative time (s) | 143.99 | 131.29 | 116.46 | 101.74 | 87.24 | 72.38 | 57.42 | 42.92 | 27.95 | 13.77 | 2:23.99 | |
| | | Speed (m/s) | 14.18 | 13.49 | 13.59 | 13.79 | 13.46 | 13.37 | 13.79 | 13.36 | 14.10 | 14.52 | 13.75 | |
| | | Stride length (m) | 6.02 | 5.98 | 6.03 | 6.17 | 6.01 | 5.92 | 6.05 | 5.89 | 6.05 | 6.10 | 6.02 | |
| | | Stride duration (s) | 0.413 | 0.443 | 0.443 | 0.448 | 0.447 | 0.442 | 0.438 | 0.441 | 0.429 | 0.420 | 0.438 | |
| | | Stride efficiency (%) | 56.70 | 55.86 | 56.76 | 59.51 | 56.45 | 54.69 | 57.13 | 54.24 | 57.14 | 58.05 | 56.62 | |
| | | Stride count | 29.88 | 33.45 | 33.18 | 32.41 | 33.28 | 33.81 | 33.08 | 33.95 | 33.08 | 32.81 | 328.93 | |

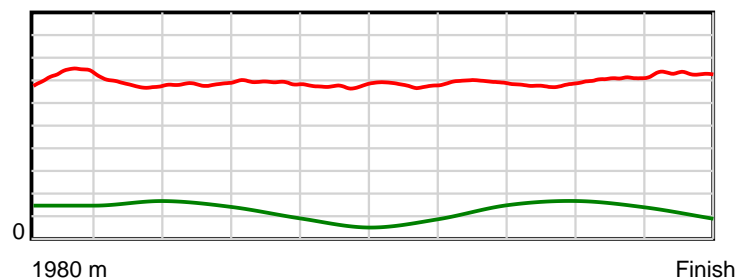
10 m Stride length



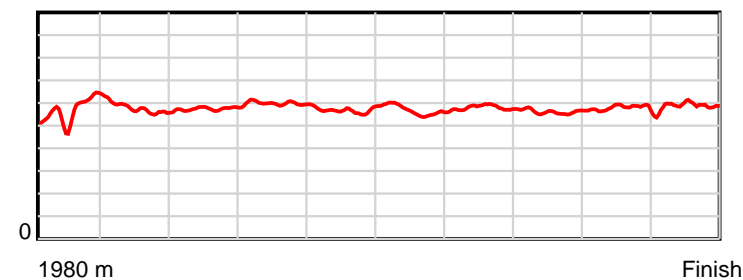
0.6 s Stride duration



20 m/sec Speed



100 % Stride efficiency



Note: Horizontal distance axis grid lines are 200m furlongs.

Disclaimer.

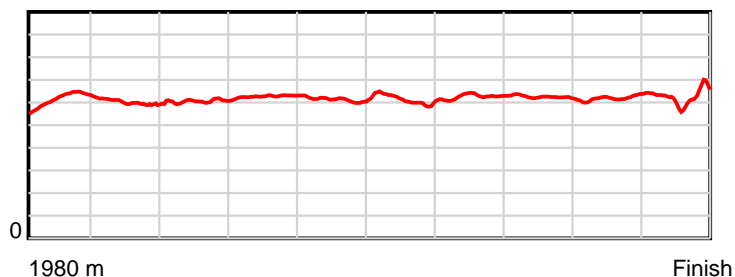
HRNZ and NZMTC and Thoroughbred Ratings Pty Ltd accepts no responsibility for the completeness or accuracy of any of the information contained herein, and makes no representations about its suitability for any particular purpose. Users should make their own judgements about those matters and/or seek independent advice. You assume all risks associated with use of the data provided on this page.

Race Results

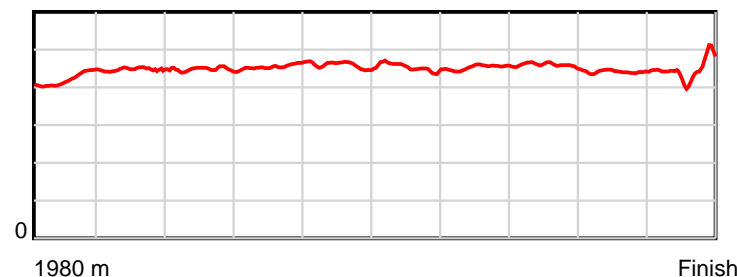
May 29, 2020, Race 5, DUNSTAN TRIFECTA OIL MOBILE PACE, Distance 1980m, Addington - Survey 1980m

| Result | TAB no. | Horse (Barrier) | 1980 to | 1800m to | 1600m to | 1400m to | 1200m to | 1000m to | 800m to | 600m to | 400m to | 200m to | Total or | Margin |
|--------|---------|------------------------------|--------------|--------------|--------------|--------------|--------------|-------------|-------------|-------------|-------------|-----------|----------------|--------|
| 6th | 1 | Who Made Who (1) | 1800m | 1600m | 1400m | 1200m | 1000m | 800m | 600m | 400m | 200m | WP | Average | |
| | | Position in running (margin) | - | 1(0.0) | 1(0.0) | 1(0.0) | 1(0.0) | 1(0.0) | 1(0.0) | 1(0.0) | 1(0.0) | 2(1.0) | | 4.10 |
| | | Sectional time (s) | 12.28 | 14.97 | 14.66 | 14.51 | 14.85 | 15.04 | 14.52 | 14.98 | 14.12 | 14.42 | | |
| | | Cumulative time (s) | 144.35 | 132.07 | 117.10 | 102.44 | 87.93 | 73.08 | 58.04 | 43.52 | 28.54 | 14.42 | 2:24.35 | |
| | | Speed (m/s) | 14.66 | 13.36 | 13.64 | 13.78 | 13.47 | 13.30 | 13.77 | 13.35 | 14.16 | 13.87 | 13.72 | |
| | | Stride length (m) | 6.20 | 5.87 | 6.10 | 6.28 | 6.14 | 6.02 | 6.24 | 6.12 | 6.25 | 6.16 | 6.14 | |
| | | Stride duration (s) | 0.423 | 0.439 | 0.447 | 0.456 | 0.455 | 0.453 | 0.453 | 0.458 | 0.441 | 0.444 | 0.447 | |
| | | Stride efficiency (%) | 60.16 | 53.81 | 58.14 | 61.67 | 58.85 | 56.69 | 60.84 | 58.55 | 61.00 | 59.34 | 58.83 | |
| | | Stride count | 29.01 | 34.08 | 32.79 | 31.84 | 32.59 | 33.20 | 32.05 | 32.67 | 32.01 | 32.46 | 322.70 | |

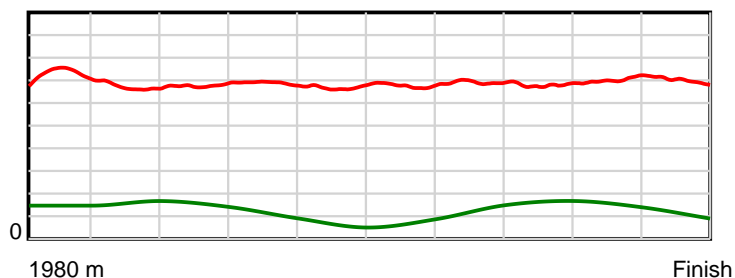
10 m Stride length



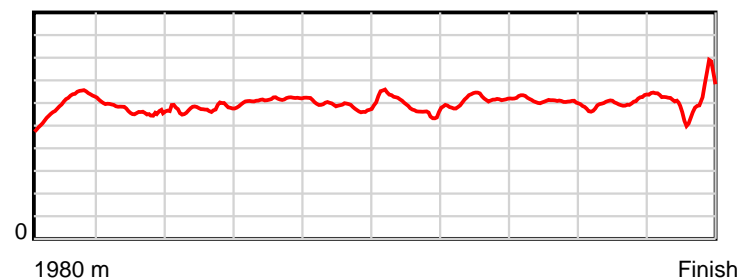
0.6 s Stride duration



20 m/sec Speed



100 % Stride efficiency



Note: Horizontal distance axis grid lines are 200m furlongs.

Disclaimer.

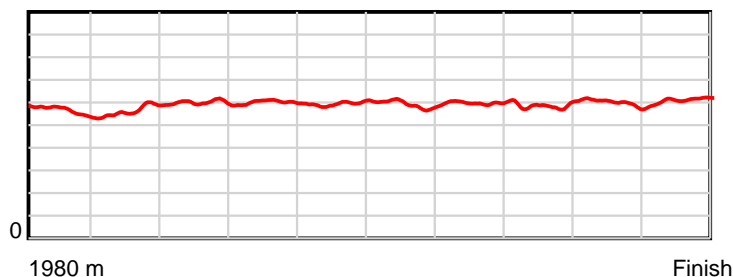
HRNZ and NZMTC and Thoroughbred Ratings Pty Ltd accepts no responsibility for the completeness or accuracy of any of the information contained herein, and makes no representations about its suitability for any particular purpose. Users should make their own judgements about those matters and/or seek independent advice. You assume all risks associated with use of the data provided on this page.

Race Results

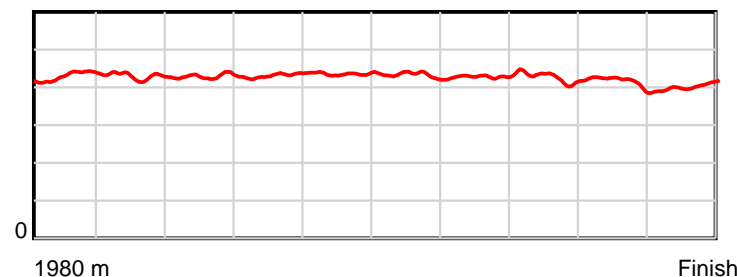
May 29, 2020, Race 5, DUNSTAN TRIFECTA OIL MOBILE PACE, Distance 1980m, Addington - Survey 1980m

| Result | TAB no. | Horse (Barrier) | 1980 to | 1800m to | 1600m to | 1400m to | 1200m to | 1000m to | 800m to | 600m to | 400m to | 200m to | Total or | Margin |
|--------|---------|------------------------------|---------|----------|----------|----------|----------|----------|----------|----------|---------|---------|----------|--------|
| 7th | 9 | Sagano (9) | 1800m | 1600m | 1400m | 1200m | 1000m | 800m | 600m | 400m | 200m | WP | Average | |
| | | Position in running (margin) | - | 11(9.5) | 12(13.7) | 12(13.3) | 12(12.4) | 12(13.0) | 12(12.3) | 12(11.5) | 12(9.5) | 10(8.9) | | 4.80 |
| | | Sectional time (s) | 13.91 | 15.66 | 14.59 | 14.37 | 14.95 | 14.93 | 14.39 | 14.65 | 13.84 | 13.19 | | |
| | | Cumulative time (s) | 144.48 | 130.57 | 114.91 | 100.32 | 85.95 | 71.00 | 56.07 | 41.68 | 27.03 | 13.19 | 2:24.48 | |
| | | Speed (m/s) | 12.94 | 12.77 | 13.71 | 13.92 | 13.38 | 13.40 | 13.90 | 13.65 | 14.45 | 15.16 | 13.70 | |
| | | Stride length (m) | 5.59 | 5.50 | 5.88 | 6.01 | 5.83 | 5.78 | 5.97 | 5.81 | 5.98 | 6.12 | 5.84 | |
| | | Stride duration (s) | 0.431 | 0.430 | 0.429 | 0.432 | 0.435 | 0.432 | 0.430 | 0.425 | 0.414 | 0.404 | 0.426 | |
| | | Stride efficiency (%) | 48.90 | 47.22 | 54.03 | 56.38 | 53.06 | 52.28 | 55.72 | 52.67 | 55.84 | 58.52 | 53.36 | |
| | | Stride count | 32.18 | 36.38 | 34.01 | 33.30 | 34.32 | 34.58 | 33.49 | 34.45 | 33.46 | 32.68 | 338.85 | |

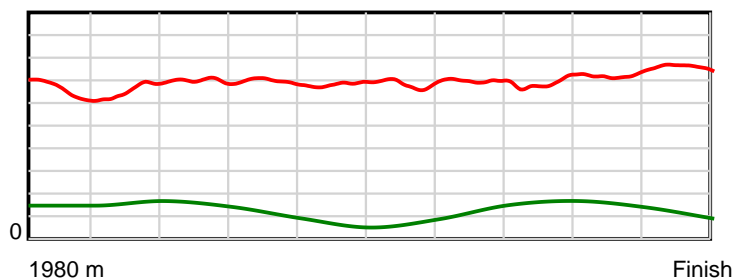
10 m Stride length



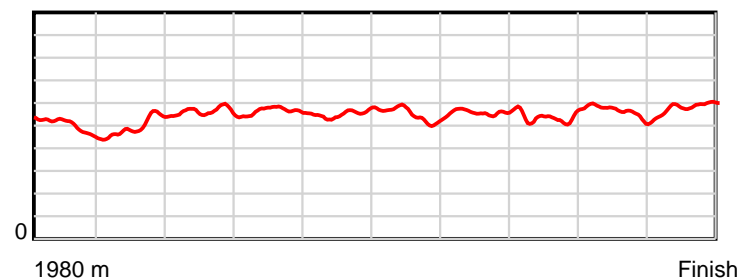
0.6 s Stride duration



20 m/sec Speed



100 % Stride efficiency



Note: Horizontal distance axis grid lines are 200m furlongs.

Disclaimer.

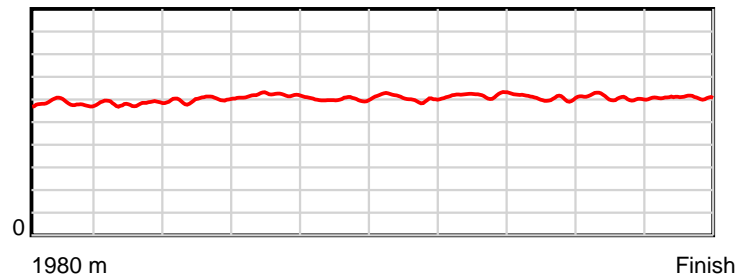
HRNZ and NZMTC and Thoroughbred Ratings Pty Ltd accepts no responsibility for the completeness or accuracy of any of the information contained herein, and makes no representations about its suitability for any particular purpose. Users should make their own judgements about those matters and/or seek independent advice. You assume all risks associated with use of the data provided on this page.

Race Results

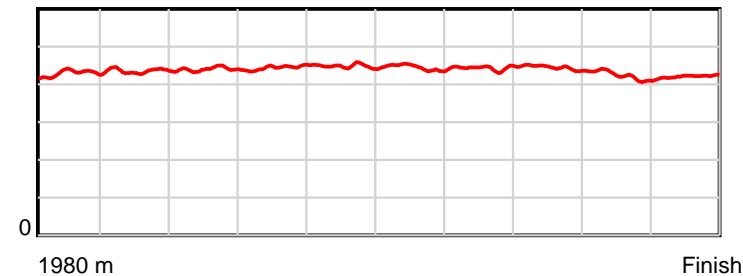
May 29, 2020, Race 5, DUNSTAN TRIFECTA OIL MOBILE PACE, Distance 1980m, Addington - Survey 1980m

| Result | TAB no. | Horse (Barrier) | 1980 to | 1800m to | 1600m to | 1400m to | 1200m to | 1000m to | 800m to | 600m to | 400m to | 200m to | Total or | Margin |
|--------|---------|------------------------------|--------------|--------------|--------------|--------------|--------------|-------------|-------------|-------------|-------------|-----------|----------------|--------|
| 8th | 6 | My Mate Ben (6) | 1800m | 1600m | 1400m | 1200m | 1000m | 800m | 600m | 400m | 200m | WP | Average | |
| | | Position in running (margin) | - | 8(6.9) | 7(7.0) | 7(6.3) | 7(6.7) | 7(6.9) | 7(6.0) | 7(5.8) | 7(5.7) | 7(5.9) | | 4.90 |
| | | Sectional time (s) | 13.27 | 15.00 | 14.53 | 14.58 | 14.88 | 14.89 | 14.49 | 14.95 | 13.99 | 13.91 | | |
| | | Cumulative time (s) | 144.49 | 131.22 | 116.22 | 101.69 | 87.11 | 72.23 | 57.34 | 42.85 | 27.90 | 13.91 | 2:24.49 | |
| | | Speed (m/s) | 13.57 | 13.33 | 13.76 | 13.72 | 13.44 | 13.43 | 13.80 | 13.38 | 14.30 | 14.38 | 13.70 | |
| | | Stride length (m) | 5.81 | 5.81 | 6.05 | 6.09 | 6.02 | 5.96 | 6.12 | 5.94 | 6.04 | 6.05 | 5.99 | |
| | | Stride duration (s) | 0.429 | 0.436 | 0.440 | 0.444 | 0.447 | 0.444 | 0.444 | 0.444 | 0.422 | 0.421 | 0.437 | |
| | | Stride efficiency (%) | 52.73 | 52.77 | 57.17 | 58.03 | 56.55 | 55.56 | 58.58 | 55.22 | 56.95 | 57.20 | 56.06 | |
| | | Stride count | 30.99 | 34.42 | 33.07 | 32.82 | 33.25 | 33.54 | 32.66 | 33.64 | 33.13 | 33.06 | 330.58 | |

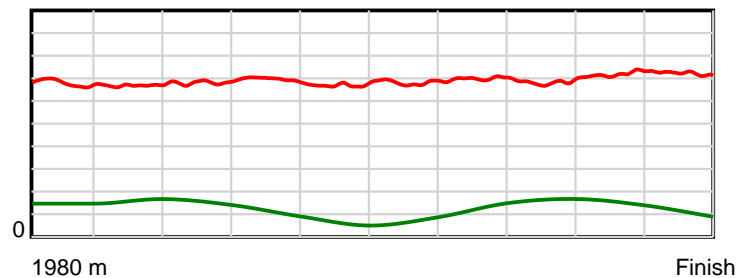
10 m Stride length



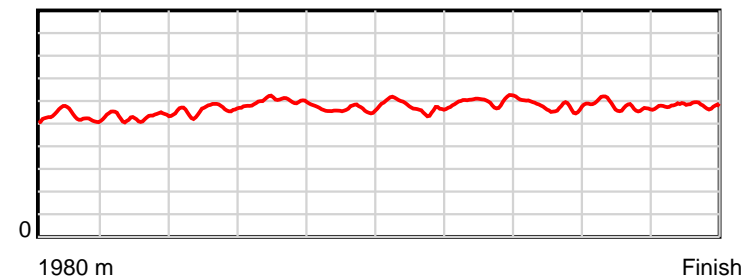
0.6 s Stride duration



20 m/sec Speed



100 % Stride efficiency



Note: Horizontal distance axis grid lines are 200m furlongs.

Disclaimer.

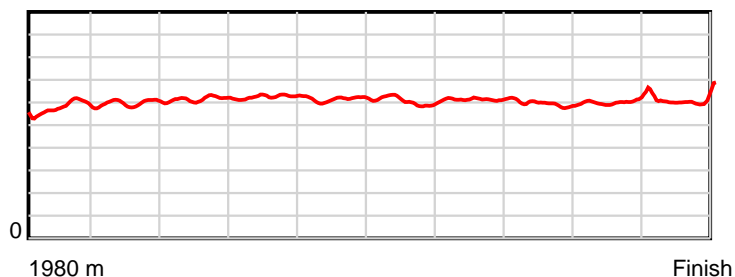
HRNZ and NZMTC and Thoroughbred Ratings Pty Ltd accepts no responsibility for the completeness or accuracy of any of the information contained herein, and makes no representations about its suitability for any particular purpose. Users should make their own judgements about those matters and/or seek independent advice. You assume all risks associated with use of the data provided on this page.

Race Results

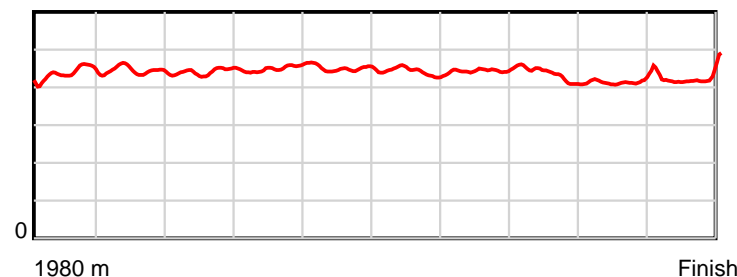
May 29, 2020, Race 5, DUNSTAN TRIFECTA OIL MOBILE PACE, Distance 1980m, Addington - Survey 1980m

| Result | TAB no. | Horse (Barrier) | 1980 to | 1800m to | 1600m to | 1400m to | 1200m to | 1000m to | 800m to | 600m to | 400m to | 200m to | Total or | Margin |
|--------|---------|------------------------------|---------|----------|----------|----------|----------|----------|---------|---------|---------|---------|----------|--------|
| 9th | 3 | Flame Lady (3) | 1800m | 1600m | 1400m | 1200m | 1000m | 800m | 600m | 400m | 200m | WP | Average | |
| | | Position in running (margin) | - | 10(8.3) | 9(9.9) | 10(9.4) | 10(8.6) | 9(7.7) | 9(7.6) | 9(7.4) | 8(8.1) | | | 8.00 |
| | | Sectional time (s) | 13.67 | 15.24 | 14.57 | 14.38 | 14.85 | 14.89 | 14.50 | 14.94 | 14.06 | 13.96 | | |
| | | Cumulative time (s) | 145.06 | 131.39 | 116.15 | 101.58 | 87.20 | 72.35 | 57.46 | 42.96 | 28.02 | 13.96 | 2:25.06 | |
| | | Speed (m/s) | 13.17 | 13.12 | 13.73 | 13.91 | 13.47 | 13.43 | 13.79 | 13.39 | 14.22 | 14.33 | 13.65 | |
| | | Stride length (m) | 5.79 | 5.84 | 6.06 | 6.26 | 6.05 | 5.93 | 6.14 | 5.78 | 5.94 | 6.11 | 5.99 | |
| | | Stride duration (s) | 0.439 | 0.445 | 0.442 | 0.450 | 0.449 | 0.441 | 0.445 | 0.432 | 0.417 | 0.427 | 0.439 | |
| | | Stride efficiency (%) | 52.46 | 53.22 | 57.46 | 61.23 | 57.23 | 54.88 | 58.97 | 52.13 | 55.06 | 58.37 | 56.03 | |
| | | Stride count | 31.07 | 34.27 | 32.98 | 31.95 | 33.05 | 33.75 | 32.56 | 34.63 | 33.69 | 32.72 | 330.67 | |

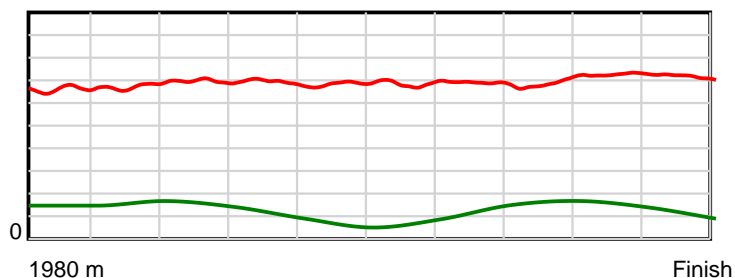
10 m Stride length



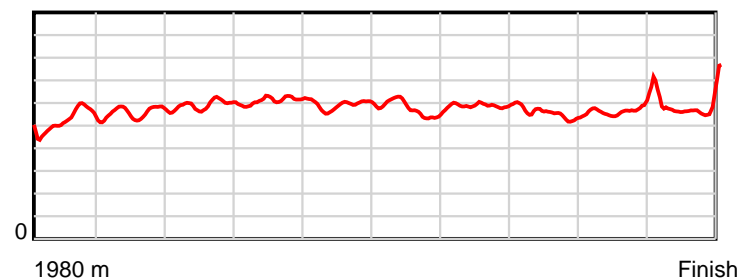
0.6 s Stride duration



20 m/sec Speed



100 % Stride efficiency



Note: Horizontal distance axis grid lines are 200m furlongs.

Disclaimer.

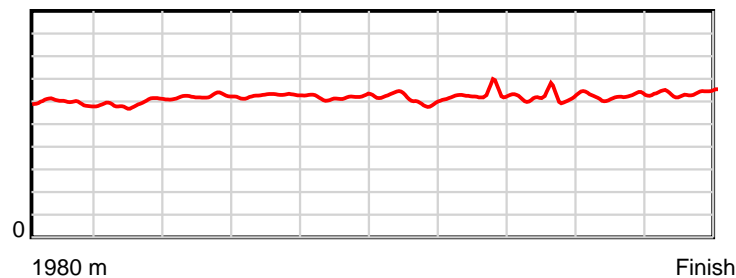
HRNZ and NZMTC and Thoroughbred Ratings Pty Ltd accepts no responsibility for the completeness or accuracy of any of the information contained herein, and makes no representations about its suitability for any particular purpose. Users should make their own judgements about those matters and/or seek independent advice. You assume all risks associated with use of the data provided on this page.

Race Results

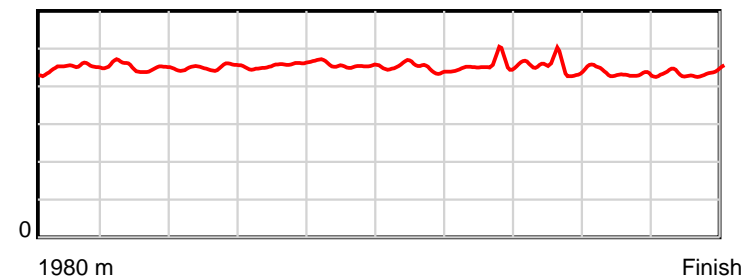
May 29, 2020, Race 5, DUNSTAN TRIFECTA OIL MOBILE PACE, Distance 1980m, Addington - Survey 1980m

| Result | TAB no. | Horse (Barrier) | 1980 to | 1800m to | 1600m to | 1400m to | 1200m to | 1000m to | 800m to | 600m to | 400m to | 200m to | Total or | Margin |
|--------|---------|------------------------------|---------|----------|----------|----------|----------|----------|---------|---------|---------|---------|----------|--------|
| 10th | 7 | Champagneandwi... (7) | 1800m | 1600m | 1400m | 1200m | 1000m | 800m | 600m | 400m | 200m | WP | Average | |
| | | Position in running (margin) | - | 9(8.2) | 11(11.5) | 11(11.3) | 11(10.9) | 11(10.6) | 11(9.9) | 11(9.5) | 11(8.6) | 11(9.9) | | 8.10 |
| | | Sectional time (s) | 13.74 | 15.52 | 14.63 | 14.45 | 14.80 | 14.92 | 14.46 | 14.82 | 14.17 | 13.55 | | |
| | | Cumulative time (s) | 145.06 | 131.32 | 115.80 | 101.17 | 86.72 | 71.92 | 57.00 | 42.54 | 27.72 | 13.55 | 2:25.06 | |
| | | Speed (m/s) | 13.10 | 12.89 | 13.67 | 13.84 | 13.51 | 13.40 | 13.83 | 13.50 | 14.11 | 14.76 | 13.65 | |
| | | Stride length (m) | 5.96 | 5.82 | 6.16 | 6.31 | 6.16 | 6.02 | 6.30 | 6.10 | 6.10 | 6.47 | 6.14 | |
| | | Stride duration (s) | 0.451 | 0.452 | 0.450 | 0.456 | 0.456 | 0.449 | 0.455 | 0.452 | 0.432 | 0.438 | 0.450 | |
| | | Stride efficiency (%) | 55.55 | 52.94 | 59.23 | 62.18 | 59.28 | 56.72 | 61.96 | 58.13 | 58.21 | 65.33 | 58.84 | |
| | | Stride count | 30.19 | 34.36 | 32.49 | 31.71 | 32.47 | 33.20 | 31.76 | 32.79 | 32.77 | 30.93 | 322.67 | |

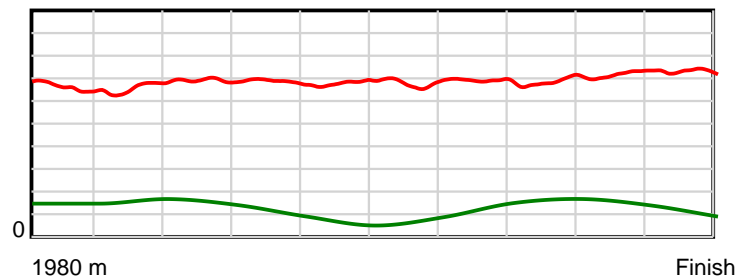
10 m Stride length



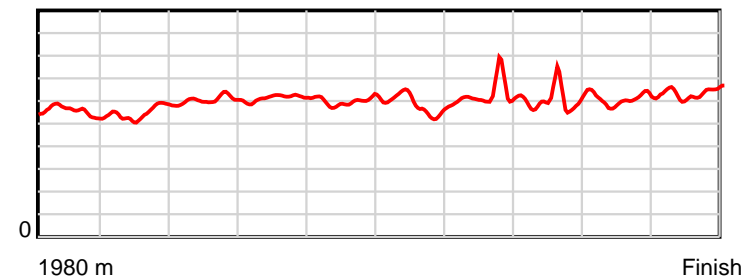
0.6 s Stride duration



20 m/sec Speed



100 % Stride efficiency



Note: Horizontal distance axis grid lines are 200m furlongs.

Disclaimer.

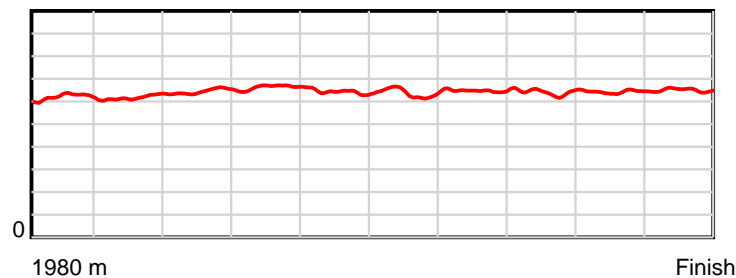
HRNZ and NZMTC and Thoroughbred Ratings Pty Ltd accepts no responsibility for the completeness or accuracy of any of the information contained herein, and makes no representations about its suitability for any particular purpose. Users should make their own judgements about those matters and/or seek independent advice. You assume all risks associated with use of the data provided on this page.

Race Results

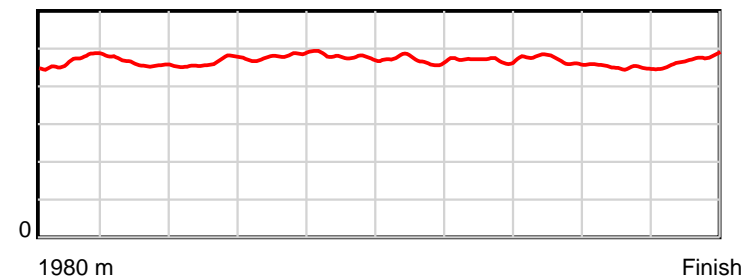
May 29, 2020, Race 5, DUNSTAN TRIFECTA OIL MOBILE PACE, Distance 1980m, Addington - Survey 1980m

| Result | TAB no. | Horse (Barrier) | 1980 to | 1800m to | 1600m to | 1400m to | 1200m to | 1000m to | 800m to | 600m to | 400m to | 200m to | Total or | Margin |
|--------|---------|------------------------------|--------------|--------------|--------------|--------------|--------------|-------------|-------------|-------------|-------------|-----------|----------------|--------|
| 11th | 13 | Razcal Alley (12) | 1800m | 1600m | 1400m | 1200m | 1000m | 800m | 600m | 400m | 200m | WP | Average | |
| | | Position in running (margin) | - | 12(9.8) | 10(10.3) | 9(8.2) | 9(8.5) | 10(8.0) | 10(7.7) | 10(8.1) | 9(8.2) | | | 11.50 |
| | | Sectional time (s) | 13.86 | 15.06 | 14.32 | 14.56 | 14.83 | 14.96 | 14.47 | 15.03 | 13.98 | 14.61 | | |
| | | Cumulative time (s) | 145.68 | 131.82 | 116.76 | 102.44 | 87.88 | 73.05 | 58.09 | 43.62 | 28.59 | 14.61 | 2:25.68 | |
| | | Speed (m/s) | 12.99 | 13.28 | 13.97 | 13.74 | 13.49 | 13.37 | 13.82 | 13.31 | 14.31 | 13.69 | 13.59 | |
| | | Stride length (m) | 6.20 | 6.14 | 6.48 | 6.58 | 6.45 | 6.28 | 6.50 | 6.26 | 6.45 | 6.45 | 6.38 | |
| | | Stride duration (s) | 0.469 | 0.462 | 0.464 | 0.480 | 0.478 | 0.470 | 0.470 | 0.471 | 0.451 | 0.471 | 0.469 | |
| | | Stride efficiency (%) | 60.09 | 58.86 | 65.53 | 67.75 | 64.96 | 61.69 | 65.92 | 61.30 | 64.97 | 65.03 | 63.55 | |
| | | Stride count | 29.03 | 32.59 | 30.89 | 30.38 | 31.02 | 31.83 | 30.79 | 31.93 | 31.02 | 31.00 | 310.48 | |

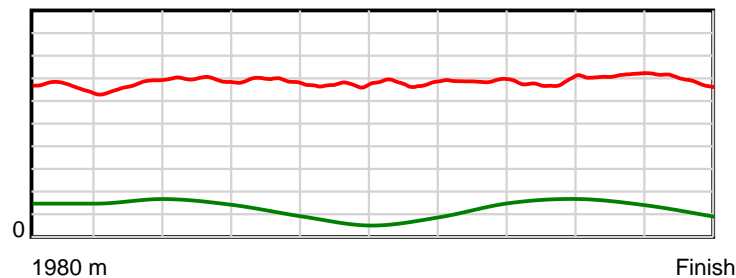
10 m Stride length



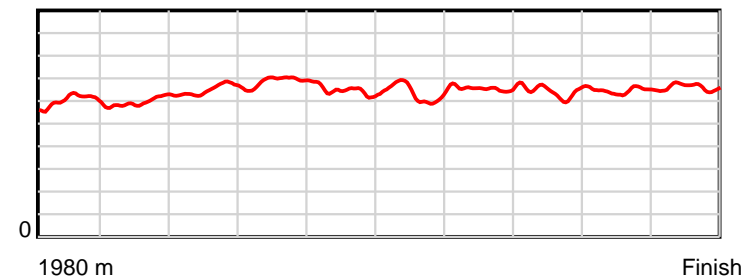
0.6 s Stride duration



20 m/sec Speed



100 % Stride efficiency



Note: Horizontal distance axis grid lines are 200m furlongs.

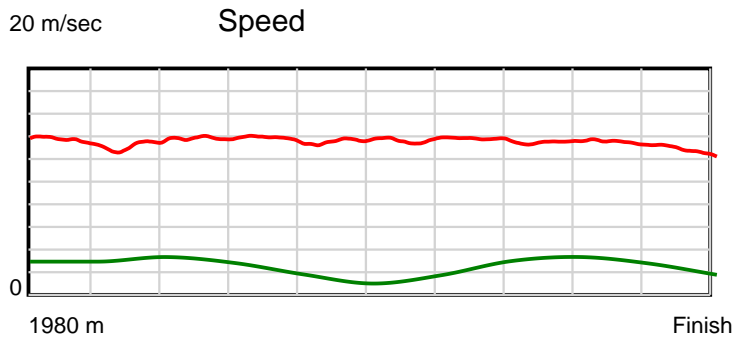
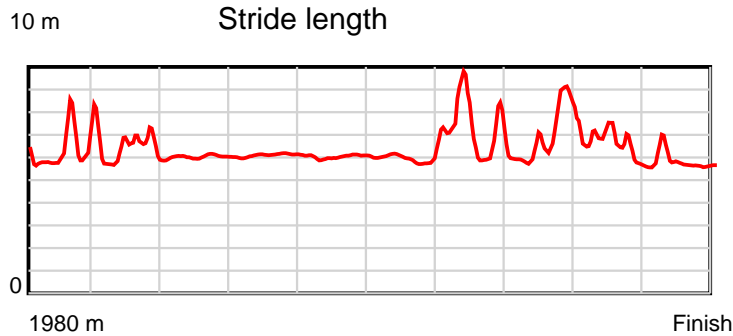
Disclaimer.

HRNZ and NZMTC and Thoroughbred Ratings Pty Ltd accepts no responsibility for the completeness or accuracy of any of the information contained herein, and makes no representations about its suitability for any particular purpose. Users should make their own judgements about those matters and/or seek independent advice. You assume all risks associated with use of the data provided on this page.

Race Results

May 29, 2020, Race 5, DUNSTAN TRIFECTA OIL MOBILE PACE, Distance 1980m, Addington - Survey 1980m

| Result | TAB no. | Horse (Barrier) | 1980 to | 1800m to | 1600m to | 1400m to | 1200m to | 1000m to | 800m to | 600m to | 400m to | 200m to | Total or | Margin |
|--------|---------|------------------------------|---------|----------|----------|----------|----------|----------|---------|---------|---------|----------|----------|--------|
| 12th | 8 | Styx Kiwi (8) | 1800m | 1600m | 1400m | 1200m | 1000m | 800m | 600m | 400m | 200m | WP | Average | |
| | | Position in running (margin) | - | 6(4.7) | 8(7.2) | 8(8.0) | 8(7.1) | 8(7.2) | 8(6.3) | 8(5.9) | 8(7.1) | 12(12.4) | | 21.20 |
| | | Sectional time (s) | 12.99 | 15.39 | 14.80 | 14.36 | 14.87 | 14.88 | 14.46 | 15.16 | 14.84 | 15.68 | | |
| | | Cumulative time (s) | 147.43 | 134.44 | 119.05 | 104.25 | 89.89 | 75.02 | 60.14 | 45.68 | 30.52 | 15.68 | 2:27.43 | |
| | | Speed (m/s) | 13.86 | 13.00 | 13.51 | 13.93 | 13.45 | 13.44 | 13.83 | 13.19 | 13.48 | 12.76 | 13.43 | |
| | | Stride length (m) | 6.06 | 5.92 | 5.90 | 6.13 | 5.97 | 5.91 | 6.58 | 6.27 | 6.06 | 5.75 | 6.05 | |
| | | Stride duration (s) | 0.442 | 0.455 | 0.436 | 0.441 | 0.444 | 0.440 | 0.475 | 0.476 | 0.450 | 0.451 | 0.450 | |
| | | Stride efficiency (%) | 57.48 | 54.76 | 54.33 | 58.80 | 55.70 | 54.61 | 67.59 | 61.47 | 57.46 | 51.65 | 57.16 | |
| | | Stride count | 29.68 | 33.79 | 33.92 | 32.60 | 33.50 | 33.83 | 30.41 | 31.89 | 32.98 | 34.79 | 327.39 | |



Note: Horizontal distance axis grid lines are 200m furlongs.

Disclaimer.

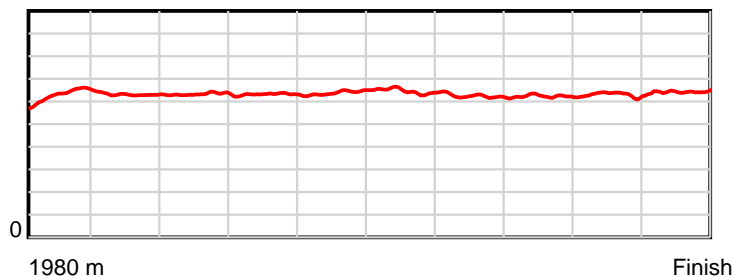
HRNZ and NZMTC and Thoroughbred Ratings Pty Ltd accepts no responsibility for the completeness or accuracy of any of the information contained herein, and makes no representations about its suitability for any particular purpose. Users should make their own judgements about those matters and/or seek independent advice. You assume all risks associated with use of the data provided on this page.

Race Results

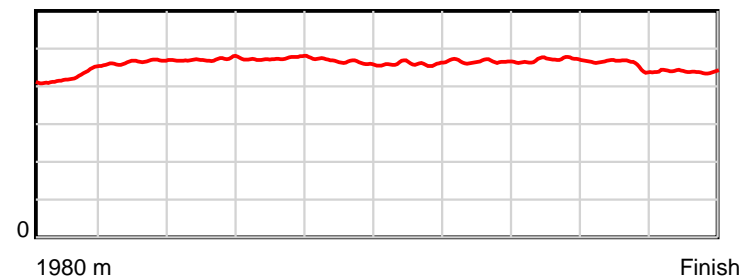
May 29, 2020, Race 6, DUNSTAN MUSCLE'N SHINE MOBILE PACE, Distance 1980m, Addington - Survey 1980m

| Result | TAB no. | Horse (Barrier) | 1980 to | 1800m to | 1600m to | 1400m to | 1200m to | 1000m to | 800m to | 600m to | 400m to | 200m to | Total or | Margin |
|--------|---------|------------------------------|---------|----------|----------|----------|----------|----------|---------|---------|---------|---------|----------|--------|
| 1st | 1 | Star Watch (1) | 1800m | 1600m | 1400m | 1200m | 1000m | 800m | 600m | 400m | 200m | WP | Average | |
| | | Position in running (margin) | - | 3(3.8) | 3(5.2) | 4(3.8) | 4(3.9) | 5(3.9) | 5(3.3) | 6(3.8) | 5(4.0) | 4(2.7) | | 0.00 |
| | | Sectional time (s) | 12.33 | 14.98 | 15.02 | 15.21 | 14.58 | 14.41 | 15.04 | 15.29 | 14.57 | 13.70 | | |
| | | Cumulative time (s) | 145.13 | 132.80 | 117.82 | 102.80 | 87.59 | 73.01 | 58.60 | 43.56 | 28.27 | 13.70 | 2:25.13 | |
| | | Speed (m/s) | 14.60 | 13.35 | 13.32 | 13.15 | 13.72 | 13.88 | 13.30 | 13.08 | 13.73 | 14.60 | 13.64 | |
| | | Stride length (m) | 6.26 | 6.21 | 6.27 | 6.23 | 6.38 | 6.39 | 6.19 | 6.15 | 6.28 | 6.42 | 6.28 | |
| | | Stride duration (s) | 0.427 | 0.465 | 0.471 | 0.474 | 0.465 | 0.460 | 0.466 | 0.470 | 0.458 | 0.440 | 0.460 | |
| | | Stride efficiency (%) | 61.31 | 60.31 | 61.49 | 60.72 | 63.59 | 63.80 | 59.95 | 59.15 | 61.73 | 64.42 | 61.62 | |
| | | Stride count | 28.74 | 32.19 | 31.88 | 32.08 | 31.35 | 31.30 | 32.29 | 32.51 | 31.82 | 31.15 | 315.31 | |

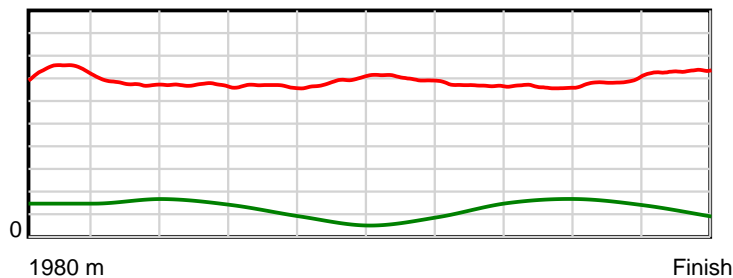
10 m Stride length



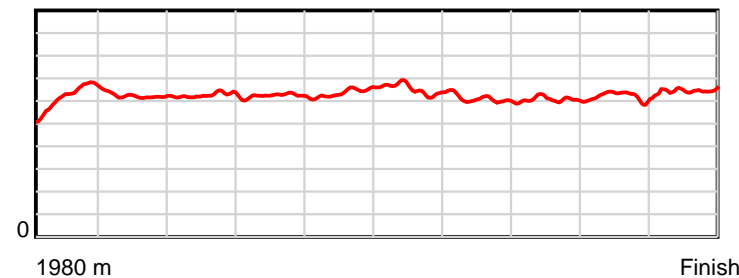
0.6 s Stride duration



20 m/sec Speed



100 % Stride efficiency



Note: Horizontal distance axis grid lines are 200m furlongs.

Disclaimer.

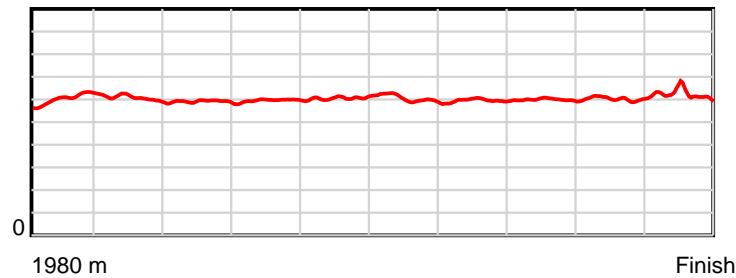
HRNZ and NZMTC and Thoroughbred Ratings Pty Ltd accepts no responsibility for the completeness or accuracy of any of the information contained herein, and makes no representations about its suitability for any particular purpose. Users should make their own judgements about those matters and/or seek independent advice. You assume all risks associated with use of the data provided on this page.

Race Results

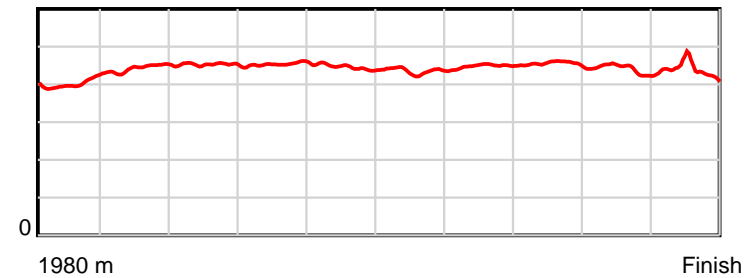
May 29, 2020, Race 6, DUNSTAN MUSCLE'N SHINE MOBILE PACE, Distance 1980m, Addington - Survey 1980m

| Result | TAB no. | Horse (Barrier) | 1980 to | 1800m to | 1600m to | 1400m to | 1200m to | 1000m to | 800m to | 600m to | 400m to | 200m to | Total or | Margin |
|--------|---------|------------------------------|---------|----------|----------|----------|----------|----------|---------|---------|---------|---------|----------|--------|
| 2nd | 3 | Terry (3) | 1800m | 1600m | 1400m | 1200m | 1000m | 800m | 600m | 400m | 200m | WP | Average | |
| | | Position in running (margin) | - | 2(1.9) | 2(1.9) | 2(1.8) | 2(1.6) | 2(2.1) | 3(1.9) | 3(1.9) | 3(1.9) | 2(0.7) | | 0.30 |
| | | Sectional time (s) | 11.95 | 14.74 | 15.27 | 15.15 | 14.66 | 14.49 | 14.95 | 15.25 | 14.58 | 14.16 | | |
| | | Cumulative time (s) | 145.20 | 133.25 | 118.51 | 103.24 | 88.09 | 73.43 | 58.94 | 43.99 | 28.74 | 14.16 | 2:25.20 | |
| | | Speed (m/s) | 15.06 | 13.57 | 13.10 | 13.20 | 13.64 | 13.80 | 13.38 | 13.11 | 13.72 | 14.12 | 13.64 | |
| | | Stride length (m) | 6.06 | 6.02 | 5.93 | 5.99 | 6.08 | 6.01 | 6.00 | 5.96 | 6.04 | 6.13 | 6.02 | |
| | | Stride duration (s) | 0.403 | 0.443 | 0.452 | 0.454 | 0.446 | 0.435 | 0.448 | 0.455 | 0.440 | 0.434 | 0.441 | |
| | | Stride efficiency (%) | 57.31 | 56.56 | 54.89 | 56.01 | 57.82 | 56.36 | 56.23 | 55.54 | 56.97 | 58.64 | 56.61 | |
| | | Stride count | 29.72 | 33.24 | 33.75 | 33.41 | 32.88 | 33.30 | 33.34 | 33.55 | 33.12 | 32.65 | 328.96 | |

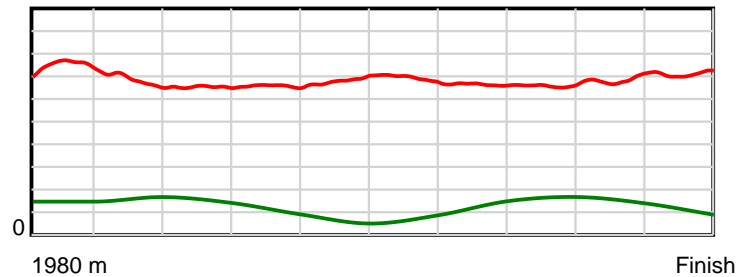
10 m Stride length



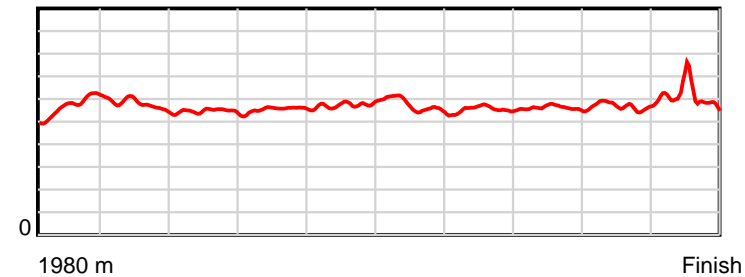
0.6 s Stride duration



20 m/sec Speed



100 % Stride efficiency



Note: Horizontal distance axis grid lines are 200m furlongs.

Disclaimer.

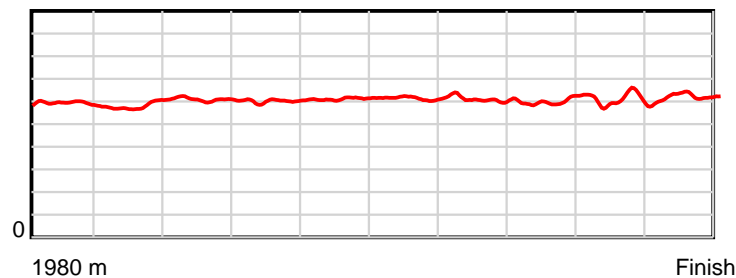
HRNZ and NZMTC and Thoroughbred Ratings Pty Ltd accepts no responsibility for the completeness or accuracy of any of the information contained herein, and makes no representations about its suitability for any particular purpose. Users should make their own judgements about those matters and/or seek independent advice. You assume all risks associated with use of the data provided on this page.

Race Results

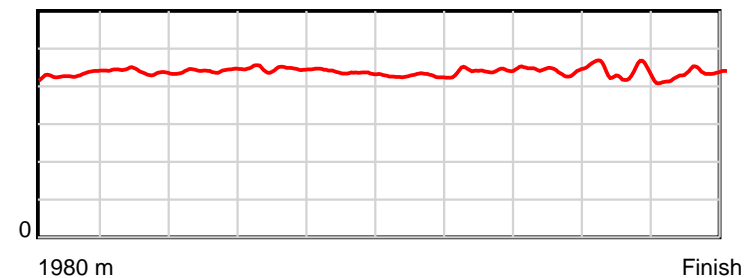
May 29, 2020, Race 6, DUNSTAN MUSCLE'N SHINE MOBILE PACE, Distance 1980m, Addington - Survey 1980m

| Result | TAB no. | Horse (Barrier) | 1980 to | 1800m to | 1600m to | 1400m to | 1200m to | 1000m to | 800m to | 600m to | 400m to | 200m to | Total or | Margin |
|--------|---------|------------------------------|---------|----------|----------|----------|----------|----------|---------|---------|---------|---------|----------|--------|
| 3rd | 9 | Zambia (8) | 1800m | 1600m | 1400m | 1200m | 1000m | 800m | 600m | 400m | 200m | WP | Average | |
| | | Position in running (margin) | - | 11(10.6) | 11(16.7) | 11(13.7) | 11(11.9) | 11(12.0) | 11(9.5) | 11(7.4) | 10(6.1) | 8(5.8) | | 4.60 |
| | | Sectional time (s) | 13.46 | 15.76 | 14.78 | 14.90 | 14.58 | 14.09 | 14.60 | 15.05 | 14.73 | 14.01 | | |
| | | Cumulative time (s) | 145.96 | 132.50 | 116.74 | 101.96 | 87.06 | 72.48 | 58.39 | 43.79 | 28.74 | 14.01 | 2:25.96 | |
| | | Speed (m/s) | 13.37 | 12.69 | 13.53 | 13.42 | 13.72 | 14.19 | 13.70 | 13.29 | 13.58 | 14.28 | 13.57 | |
| | | Stride length (m) | 5.94 | 5.57 | 5.98 | 6.00 | 5.99 | 6.06 | 6.07 | 5.89 | 5.92 | 6.21 | 5.96 | |
| | | Stride duration (s) | 0.432 | 0.439 | 0.442 | 0.447 | 0.437 | 0.427 | 0.443 | 0.443 | 0.436 | 0.435 | 0.439 | |
| | | Stride efficiency (%) | 55.06 | 48.55 | 55.92 | 56.17 | 56.14 | 57.44 | 57.62 | 54.13 | 54.68 | 60.19 | 55.48 | |
| | | Stride count | 30.32 | 35.88 | 33.43 | 33.36 | 33.37 | 32.99 | 32.94 | 33.98 | 33.81 | 32.22 | 332.30 | |

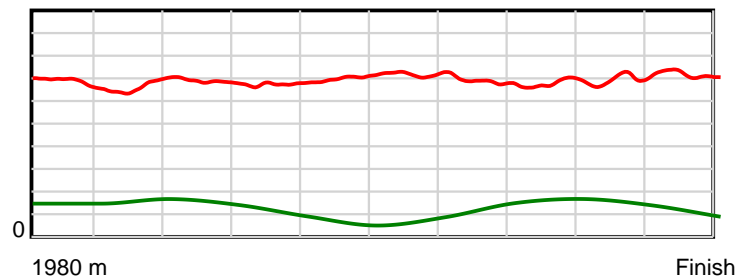
10 m Stride length



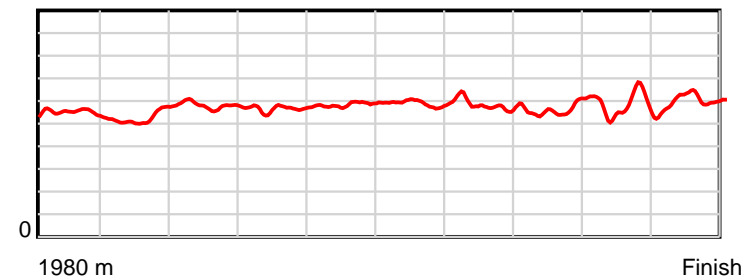
0.6 s Stride duration



20 m/sec Speed



100 % Stride efficiency



Note: Horizontal distance axis grid lines are 200m furlongs.

Disclaimer.

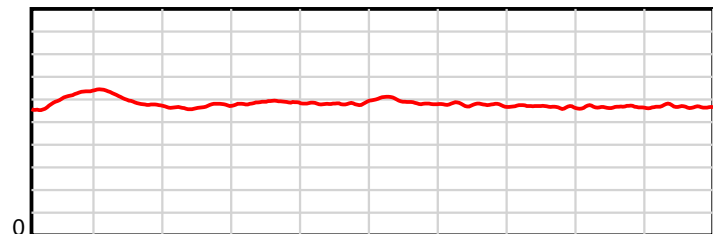
HRNZ and NZMTC and Thoroughbred Ratings Pty Ltd accepts no responsibility for the completeness or accuracy of any of the information contained herein, and makes no representations about its suitability for any particular purpose. Users should make their own judgements about those matters and/or seek independent advice. You assume all risks associated with use of the data provided on this page.

Race Results

May 29, 2020, Race 6, DUNSTAN MUSCLE'N SHINE MOBILE PACE, Distance 1980m, Addington - Survey 1980m

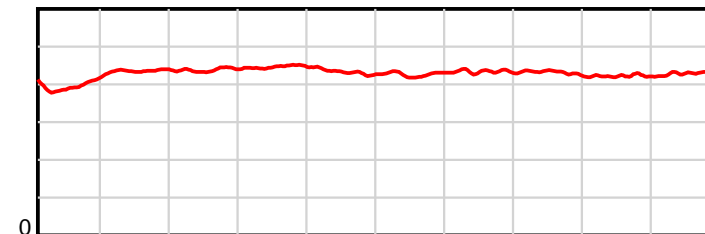
| Result | TAB no. | Horse (Barrier) | 1980 to | 1800m to | 1600m to | 1400m to | 1200m to | 1000m to | 800m to | 600m to | 400m to | 200m to | Total or | Margin |
|--------|---------|------------------------------|--------------|--------------|--------------|--------------|--------------|-------------|-------------|-------------|-------------|-----------|----------------|--------|
| 4th | 7 | Beaudiene Hust... (6) | 1800m | 1600m | 1400m | 1200m | 1000m | 800m | 600m | 400m | 200m | WP | Average | |
| | | Position in running (margin) | - | 1(0.0) | 1(0.0) | 1(0.0) | 1(0.0) | 1(0.0) | 1(0.0) | 1(0.0) | 1(0.0) | 1(0.0) | | 5.70 |
| | | Sectional time (s) | 11.69 | 14.74 | 15.27 | 15.20 | 14.57 | 14.51 | 14.95 | 15.26 | 14.78 | 15.20 | | |
| | | Cumulative time (s) | 146.17 | 134.48 | 119.74 | 104.47 | 89.27 | 74.70 | 60.19 | 45.24 | 29.98 | 15.20 | 2:26.17 | |
| | | Speed (m/s) | 15.40 | 13.57 | 13.10 | 13.16 | 13.73 | 13.78 | 13.38 | 13.11 | 13.53 | 13.16 | 13.55 | |
| | | Stride length (m) | 6.10 | 5.92 | 5.74 | 5.88 | 5.94 | 5.88 | 5.80 | 5.66 | 5.70 | 5.66 | 5.82 | |
| | | Stride duration (s) | 0.396 | 0.436 | 0.438 | 0.446 | 0.433 | 0.427 | 0.434 | 0.432 | 0.422 | 0.430 | 0.430 | |
| | | Stride efficiency (%) | 58.08 | 54.75 | 51.40 | 53.94 | 55.20 | 54.05 | 52.59 | 49.98 | 50.84 | 50.14 | 52.97 | |
| | | Stride count | 29.53 | 33.79 | 34.87 | 34.04 | 33.65 | 34.01 | 34.47 | 35.36 | 35.06 | 35.31 | 340.09 | |

10 m Stride length



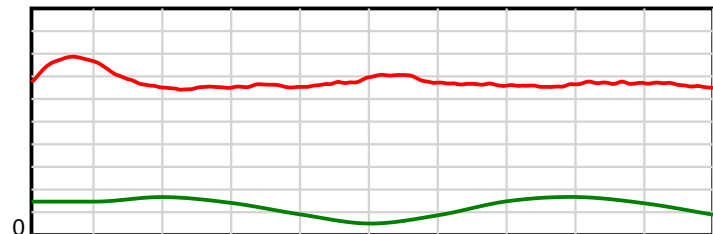
1980 m Finish

0.6 s Stride duration



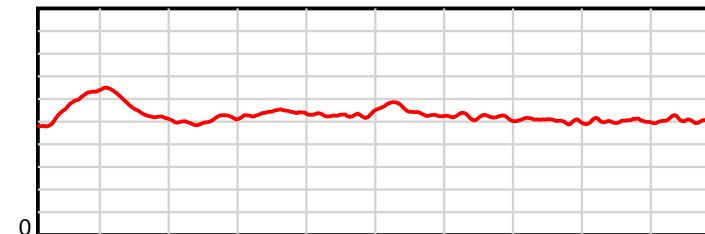
1980 m Finish

20 m/sec Speed



1980 m Finish

100 % Stride efficiency



1980 m Finish

Note: Horizontal distance axis grid lines are 200m furlongs.

Disclaimer.

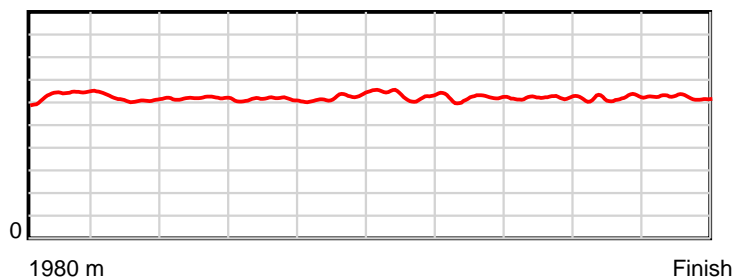
HRNZ and NZMTC and Thoroughbred Ratings Pty Ltd accepts no responsibility for the completeness or accuracy of any of the information contained herein, and makes no representations about its suitability for any particular purpose. Users should make their own judgements about those matters and/or seek independent advice. You assume all risks associated with use of the data provided on this page.

Race Results

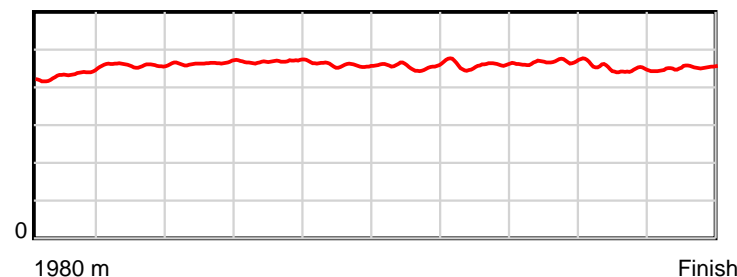
May 29, 2020, Race 6, DUNSTAN MUSCLE'N SHINE MOBILE PACE, Distance 1980m, Addington - Survey 1980m

| Result | TAB no. | Horse (Barrier) | 1980 to | 1800m to | 1600m to | 1400m to | 1200m to | 1000m to | 800m to | 600m to | 400m to | 200m to | Total or | Margin |
|--------|---------|------------------------------|---------|----------|----------|----------|----------|----------|---------|---------|---------|---------|----------|--------|
| 5th | 10 | Invaluable (9) | 1800m | 1600m | 1400m | 1200m | 1000m | 800m | 600m | 400m | 200m | WP | Average | |
| | | Position in running (margin) | - | 6(6.2) | 6(8.4) | 6(6.0) | 6(6.1) | 7(5.8) | 8(5.5) | 8(4.6) | 9(5.8) | 6(5.4) | | 6.80 |
| | | Sectional time (s) | 12.77 | 15.11 | 14.88 | 15.21 | 14.53 | 14.46 | 14.80 | 15.46 | 14.72 | 14.42 | | |
| | | Cumulative time (s) | 146.36 | 133.59 | 118.48 | 103.60 | 88.39 | 73.86 | 59.40 | 44.60 | 29.14 | 14.42 | 2:26.36 | |
| | | Speed (m/s) | 14.09 | 13.24 | 13.44 | 13.15 | 13.76 | 13.83 | 13.51 | 12.94 | 13.59 | 13.87 | 13.53 | |
| | | Stride length (m) | 6.37 | 6.08 | 6.25 | 6.16 | 6.32 | 6.31 | 6.21 | 6.05 | 6.10 | 6.28 | 6.21 | |
| | | Stride duration (s) | 0.433 | 0.459 | 0.465 | 0.469 | 0.459 | 0.456 | 0.459 | 0.468 | 0.449 | 0.452 | 0.459 | |
| | | Stride efficiency (%) | 63.35 | 57.68 | 60.96 | 59.35 | 62.35 | 62.30 | 60.23 | 57.20 | 58.15 | 61.55 | 60.23 | |
| | | Stride count | 28.27 | 32.92 | 32.02 | 32.45 | 31.66 | 31.67 | 32.21 | 33.06 | 32.79 | 31.87 | 318.92 | |

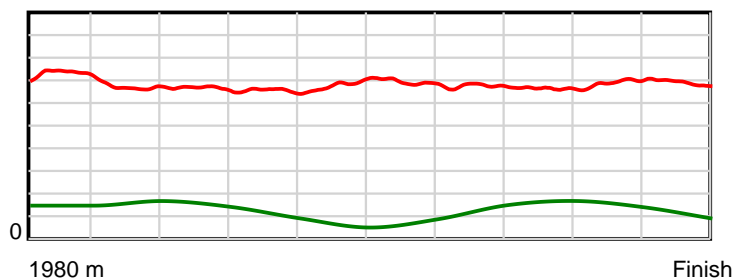
10 m Stride length



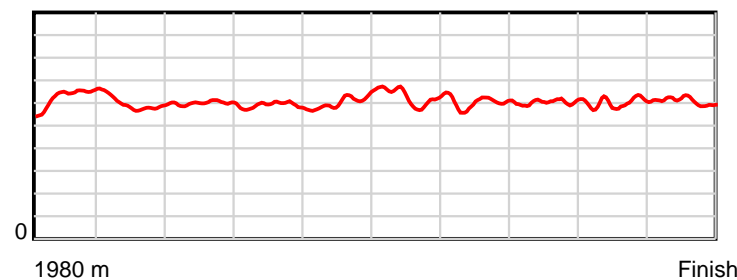
0.6 s Stride duration



20 m/sec Speed



100 % Stride efficiency



Note: Horizontal distance axis grid lines are 200m furlongs.

Disclaimer.

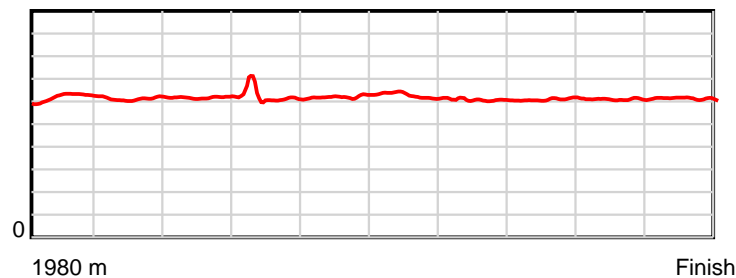
HRNZ and NZMTC and Thoroughbred Ratings Pty Ltd accepts no responsibility for the completeness or accuracy of any of the information contained herein, and makes no representations about its suitability for any particular purpose. Users should make their own judgements about those matters and/or seek independent advice. You assume all risks associated with use of the data provided on this page.

Race Results

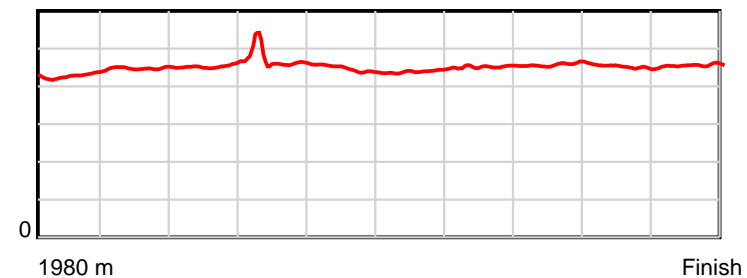
May 29, 2020, Race 6, DUNSTAN MUSCLE'N SHINE MOBILE PACE, Distance 1980m, Addington - Survey 1980m

| Result | TAB no. | Horse (Barrier) | 1980 to | 1800m to | 1600m to | 1400m to | 1200m to | 1000m to | 800m to | 600m to | 400m to | 200m to | Total or | Margin |
|--------|---------|------------------------------|---------|----------|----------|----------|----------|----------|---------|---------|---------|---------|----------|--------|
| 6th | 8 | Striking Gladi... (7) | 1800m | 1600m | 1400m | 1200m | 1000m | 800m | 600m | 400m | 200m | WP | Average | |
| | | Position in running (margin) | - | 4(4.4) | 4(6.1) | 3(3.6) | 3(2.8) | 3(3.2) | 2(1.8) | 2(1.2) | 2(0.8) | 3(2.6) | | 6.90 |
| | | Sectional time (s) | 12.49 | 15.03 | 14.85 | 15.06 | 14.64 | 14.28 | 14.85 | 15.19 | 15.10 | 14.89 | | |
| | | Cumulative time (s) | 146.38 | 133.89 | 118.86 | 104.01 | 88.95 | 74.31 | 60.03 | 45.18 | 29.99 | 14.89 | 2:26.38 | |
| | | Speed (m/s) | 14.41 | 13.31 | 13.47 | 13.28 | 13.66 | 14.01 | 13.47 | 13.17 | 13.25 | 13.43 | 13.53 | |
| | | Stride length (m) | 6.23 | 5.97 | 6.12 | 6.19 | 6.09 | 6.16 | 6.07 | 6.03 | 5.98 | 6.12 | 6.09 | |
| | | Stride duration (s) | 0.428 | 0.448 | 0.454 | 0.466 | 0.446 | 0.440 | 0.451 | 0.458 | 0.452 | 0.456 | 0.450 | |
| | | Stride efficiency (%) | 60.64 | 55.65 | 58.45 | 59.84 | 57.98 | 59.39 | 57.63 | 56.76 | 55.95 | 58.57 | 58.02 | |
| | | Stride count | 28.90 | 33.52 | 32.70 | 32.32 | 32.83 | 32.44 | 32.93 | 33.19 | 33.43 | 32.67 | 324.93 | |

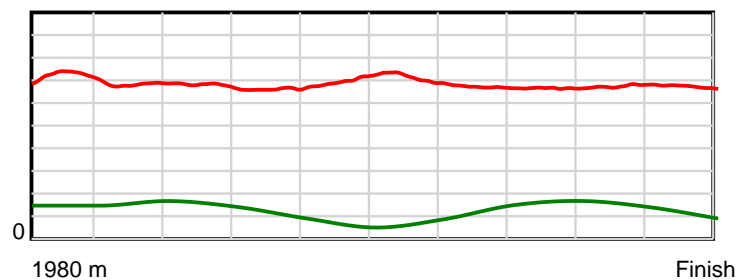
10 m Stride length



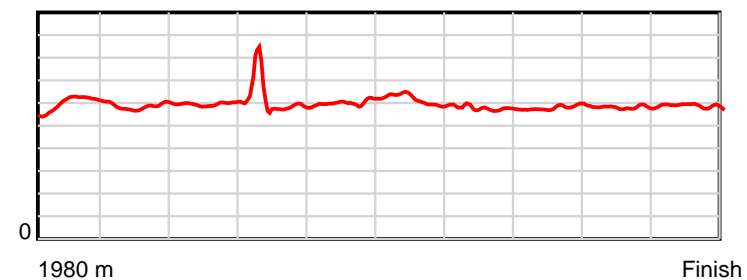
0.6 s Stride duration



20 m/sec Speed



100 % Stride efficiency



Note: Horizontal distance axis grid lines are 200m furlongs.

Disclaimer.

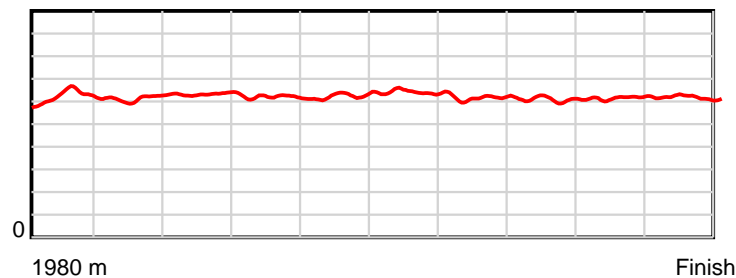
HRNZ and NZMTC and Thoroughbred Ratings Pty Ltd accepts no responsibility for the completeness or accuracy of any of the information contained herein, and makes no representations about its suitability for any particular purpose. Users should make their own judgements about those matters and/or seek independent advice. You assume all risks associated with use of the data provided on this page.

Race Results

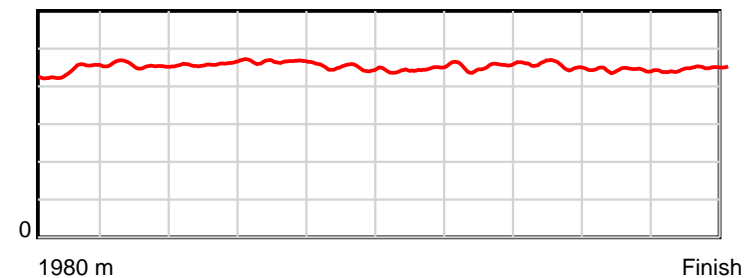
May 29, 2020, Race 6, DUNSTAN MUSCLE'N SHINE MOBILE PACE, Distance 1980m, Addington - Survey 1980m

| Result | TAB no. | Horse (Barrier) | 1980 to | 1800m to | 1600m to | 1400m to | 1200m to | 1000m to | 800m to | 600m to | 400m to | 200m to | Total or | Margin |
|--------|---------|------------------------------|---------|----------|----------|----------|----------|----------|---------|---------|---------|---------|----------|--------|
| 7th | 4 | In Chevron We ... (4) | 1800m | 1600m | 1400m | 1200m | 1000m | 800m | 600m | 400m | 200m | WP | Average | |
| | | Position in running (margin) | - | 7(7.4) | 8(10.0) | 8(7.2) | 7(6.6) | 8(6.6) | 7(5.0) | 7(4.1) | 7(5.5) | 9(6.0) | | 8.00 |
| | | Sectional time (s) | 12.84 | 15.19 | 14.80 | 15.09 | 14.58 | 14.24 | 14.81 | 15.49 | 14.87 | 14.67 | | |
| | | Cumulative time (s) | 146.58 | 133.74 | 118.55 | 103.75 | 88.66 | 74.08 | 59.84 | 45.03 | 29.54 | 14.67 | 2:26.58 | |
| | | Speed (m/s) | 14.02 | 13.17 | 13.51 | 13.25 | 13.72 | 14.04 | 13.50 | 12.91 | 13.45 | 13.63 | 13.51 | |
| | | Stride length (m) | 6.22 | 6.00 | 6.21 | 6.17 | 6.17 | 6.25 | 6.13 | 5.87 | 5.96 | 6.11 | 6.10 | |
| | | Stride duration (s) | 0.442 | 0.456 | 0.460 | 0.466 | 0.450 | 0.445 | 0.454 | 0.454 | 0.443 | 0.448 | 0.452 | |
| | | Stride efficiency (%) | 60.37 | 56.33 | 60.24 | 59.54 | 59.51 | 61.11 | 58.64 | 53.77 | 55.44 | 58.26 | 58.23 | |
| | | Stride count | 28.96 | 33.31 | 32.21 | 32.40 | 32.41 | 31.98 | 32.65 | 34.10 | 33.58 | 32.76 | 324.36 | |

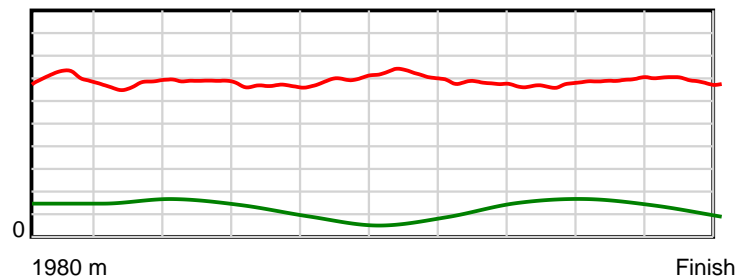
10 m Stride length



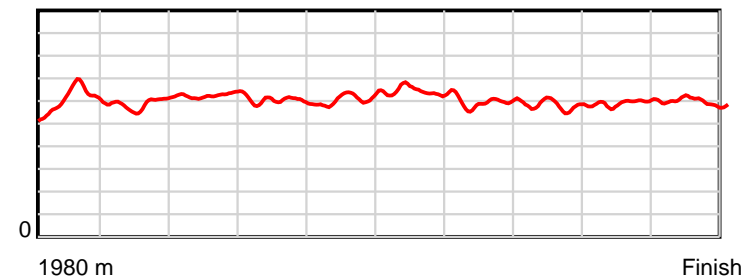
0.6 s Stride duration



20 m/sec Speed



100 % Stride efficiency



Note: Horizontal distance axis grid lines are 200m furlongs.

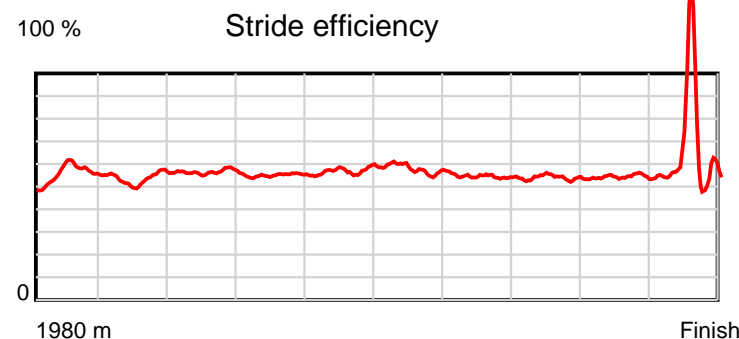
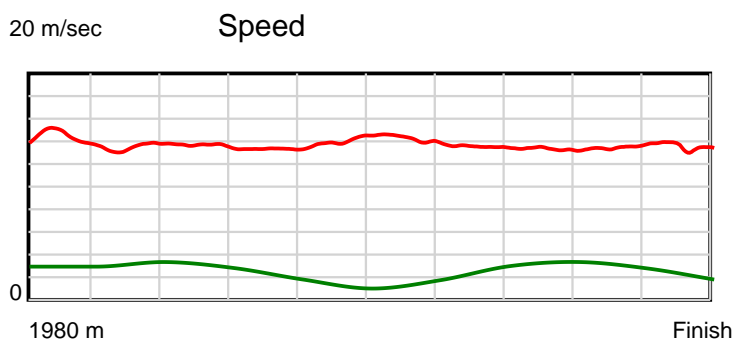
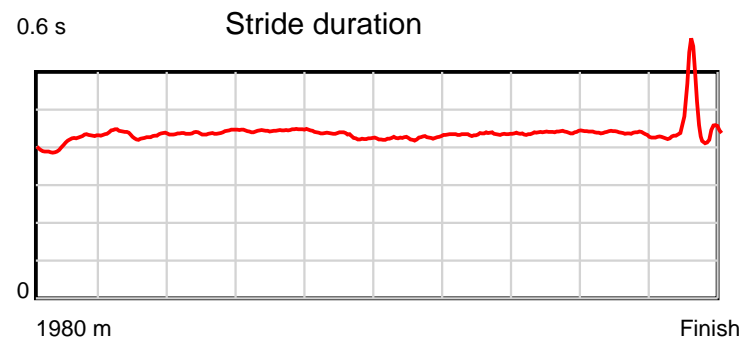
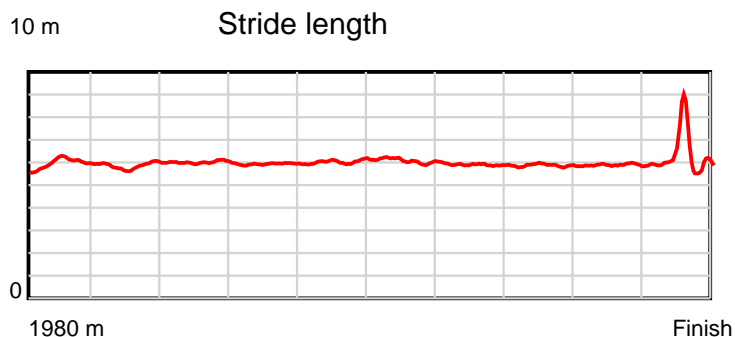
Disclaimer.

HRNZ and NZMTC and Thoroughbred Ratings Pty Ltd accepts no responsibility for the completeness or accuracy of any of the information contained herein, and makes no representations about its suitability for any particular purpose. Users should make their own judgements about those matters and/or seek independent advice. You assume all risks associated with use of the data provided on this page.

Race Results

May 29, 2020, Race 6, DUNSTAN MUSCLE'N SHINE MOBILE PACE, Distance 1980m, Addington - Survey 1980m

| Result | TAB no. | Horse (Barrier) | 1980 to | 1800m to | 1600m to | 1400m to | 1200m to | 1000m to | 800m to | 600m to | 400m to | 200m to | Total or | Margin |
|--------|---------|------------------------------|---------|----------|----------|----------|----------|----------|---------|---------|---------|---------|----------|--------|
| 8th | 2 | Annie Richter (2) | 1800m | 1600m | 1400m | 1200m | 1000m | 800m | 600m | 400m | 200m | WP | Average | |
| | | Position in running (margin) | - | 5(5.4) | 5(7.8) | 5(4.9) | 5(4.4) | 6(4.4) | 6(3.5) | 5(2.7) | 4(3.0) | 5(4.4) | | 8.20 |
| | | Sectional time (s) | 12.63 | 15.13 | 14.80 | 15.11 | 14.57 | 14.37 | 14.81 | 15.31 | 15.02 | 14.86 | | |
| | | Cumulative time (s) | 146.61 | 133.98 | 118.85 | 104.05 | 88.94 | 74.37 | 60.00 | 45.19 | 29.88 | 14.86 | 2:26.61 | |
| | | Speed (m/s) | 14.25 | 13.22 | 13.51 | 13.24 | 13.73 | 13.92 | 13.50 | 13.06 | 13.32 | 13.46 | 13.51 | |
| | | Stride length (m) | 5.93 | 5.74 | 5.93 | 5.88 | 5.92 | 5.91 | 5.86 | 5.74 | 5.81 | 6.15 | 5.89 | |
| | | Stride duration (s) | 0.414 | 0.434 | 0.439 | 0.444 | 0.431 | 0.425 | 0.434 | 0.439 | 0.436 | 0.457 | 0.436 | |
| | | Stride efficiency (%) | 55.04 | 51.42 | 55.01 | 54.08 | 54.67 | 54.59 | 53.74 | 51.47 | 52.75 | 59.13 | 54.13 | |
| | | Stride count | 30.33 | 34.86 | 33.71 | 34.00 | 33.81 | 33.84 | 34.10 | 34.85 | 34.42 | 32.51 | 336.43 | |



Note: Horizontal distance axis grid lines are 200m furlongs.

Disclaimer.

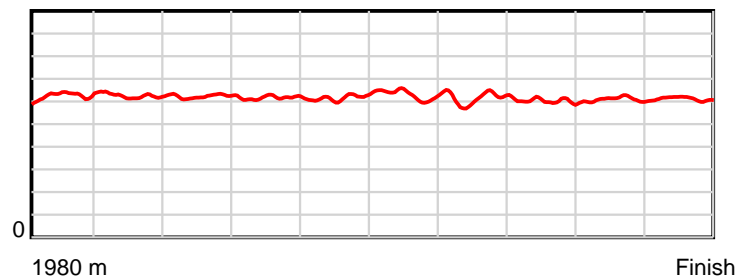
HRNZ and NZMTC and Thoroughbred Ratings Pty Ltd accepts no responsibility for the completeness or accuracy of any of the information contained herein, and makes no representations about its suitability for any particular purpose. Users should make their own judgements about those matters and/or seek independent advice. You assume all risks associated with use of the data provided on this page.

Race Results

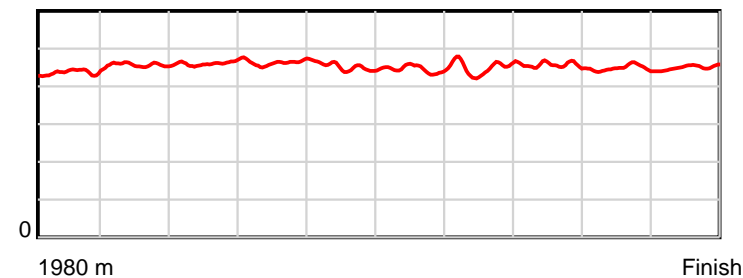
May 29, 2020, Race 6, DUNSTAN MUSCLE'N SHINE MOBILE PACE, Distance 1980m, Addington - Survey 1980m

| Result | TAB no. | Horse (Barrier) | 1980 to | 1800m to | 1600m to | 1400m to | 1200m to | 1000m to | 800m to | 600m to | 400m to | 200m to | Total or | Margin |
|--------|---------|------------------------------|--------------|--------------|--------------|--------------|--------------|-------------|-------------|-------------|-------------|-----------|----------------|--------|
| 9th | 12 | Matau Meg (10) | 1800m | 1600m | 1400m | 1200m | 1000m | 800m | 600m | 400m | 200m | WP | Average | |
| | | Position in running (margin) | - | 8(8.2) | 7(9.4) | 7(6.8) | 9(7.4) | 9(7.7) | 9(7.1) | 9(5.8) | 8(5.7) | 7(5.8) | | 8.90 |
| | | Sectional time (s) | 13.06 | 14.94 | 14.85 | 15.29 | 14.61 | 14.42 | 14.74 | 15.24 | 14.79 | 14.80 | | |
| | | Cumulative time (s) | 146.74 | 133.68 | 118.74 | 103.89 | 88.60 | 73.99 | 59.57 | 44.83 | 29.59 | 14.80 | 2:26.74 | |
| | | Speed (m/s) | 13.78 | 13.39 | 13.47 | 13.08 | 13.69 | 13.87 | 13.57 | 13.12 | 13.52 | 13.51 | 13.49 | |
| | | Stride length (m) | 6.23 | 6.12 | 6.22 | 6.05 | 6.17 | 6.18 | 6.13 | 5.97 | 6.05 | 6.10 | 6.12 | |
| | | Stride duration (s) | 0.438 | 0.457 | 0.461 | 0.463 | 0.451 | 0.446 | 0.452 | 0.455 | 0.447 | 0.451 | 0.454 | |
| | | Stride efficiency (%) | 60.71 | 58.55 | 60.39 | 57.27 | 59.58 | 59.71 | 58.64 | 55.66 | 57.15 | 58.06 | 58.52 | |
| | | Stride count | 28.88 | 32.67 | 32.17 | 33.04 | 32.39 | 32.35 | 32.65 | 33.51 | 33.07 | 32.81 | 323.54 | |

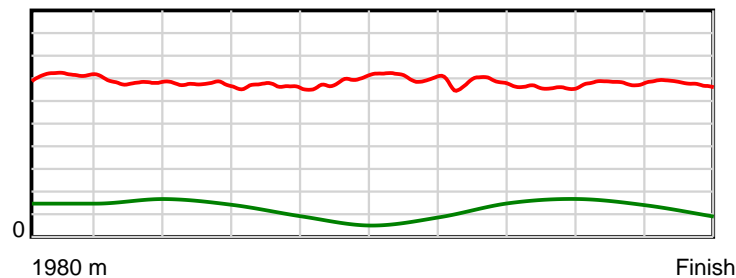
10 m Stride length



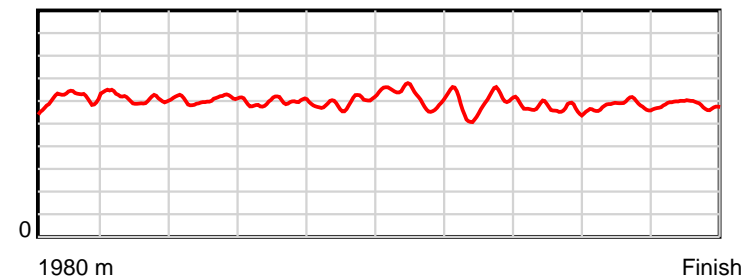
0.6 s Stride duration



20 m/sec Speed



100 % Stride efficiency



Note: Horizontal distance axis grid lines are 200m furlongs.

Disclaimer.

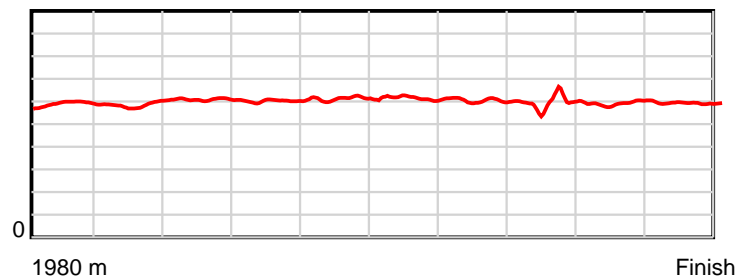
HRNZ and NZMTC and Thoroughbred Ratings Pty Ltd accepts no responsibility for the completeness or accuracy of any of the information contained herein, and makes no representations about its suitability for any particular purpose. Users should make their own judgements about those matters and/or seek independent advice. You assume all risks associated with use of the data provided on this page.

Race Results

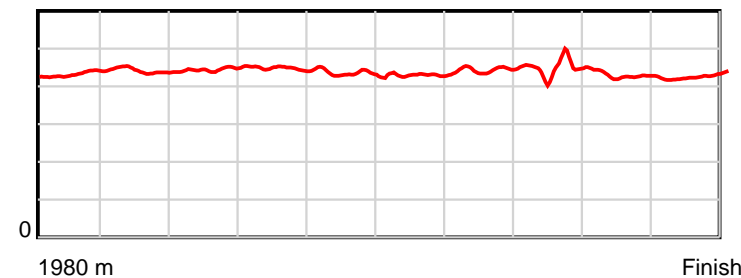
May 29, 2020, Race 6, DUNSTAN MUSCLE'N SHINE MOBILE PACE, Distance 1980m, Addington - Survey 1980m

| Result | TAB no. | Horse (Barrier) | 1980 to | 1800m to | 1600m to | 1400m to | 1200m to | 1000m to | 800m to | 600m to | 400m to | 200m to | Total or | Margin |
|--------|---------|------------------------------|--------------|--------------|--------------|--------------|--------------|-------------|-------------|-------------|-------------|-----------|----------------|--------|
| 10th | 6 | Fiery Reactor (5) | 1800m | 1600m | 1400m | 1200m | 1000m | 800m | 600m | 400m | 200m | WP | Average | |
| | | Position in running (margin) | - | 10(10.4) | 10(14.7) | 10(11.5) | 10(9.4) | 10(8.8) | 10(7.5) | 10(6.0) | 11(7.2) | 10(8.1) | | 9.30 |
| | | Sectional time (s) | 13.49 | 15.45 | 14.74 | 14.84 | 14.47 | 14.29 | 14.71 | 15.46 | 14.94 | 14.41 | | |
| | | Cumulative time (s) | 146.80 | 133.31 | 117.86 | 103.12 | 88.28 | 73.81 | 59.52 | 44.81 | 29.35 | 14.41 | 2:26.80 | |
| | | Speed (m/s) | 13.34 | 12.94 | 13.57 | 13.48 | 13.82 | 14.00 | 13.60 | 12.94 | 13.39 | 13.88 | 13.49 | |
| | | Stride length (m) | 5.91 | 5.72 | 6.03 | 6.03 | 6.02 | 5.99 | 6.05 | 5.76 | 5.72 | 5.92 | 5.91 | |
| | | Stride duration (s) | 0.432 | 0.442 | 0.445 | 0.448 | 0.435 | 0.428 | 0.445 | 0.445 | 0.427 | 0.427 | 0.438 | |
| | | Stride efficiency (%) | 54.50 | 51.09 | 56.89 | 56.84 | 56.57 | 56.08 | 57.12 | 51.81 | 51.16 | 54.81 | 54.61 | |
| | | Stride count | 30.48 | 34.98 | 33.15 | 33.16 | 33.24 | 33.39 | 33.08 | 34.73 | 34.95 | 33.77 | 334.93 | |

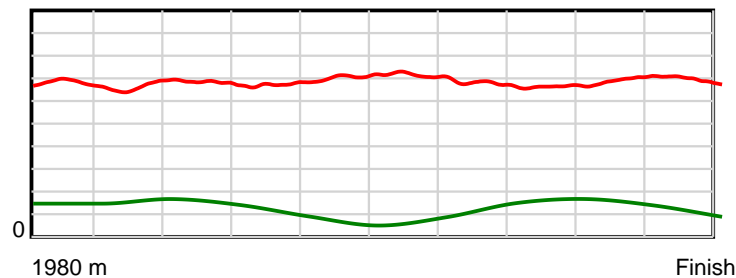
10 m Stride length



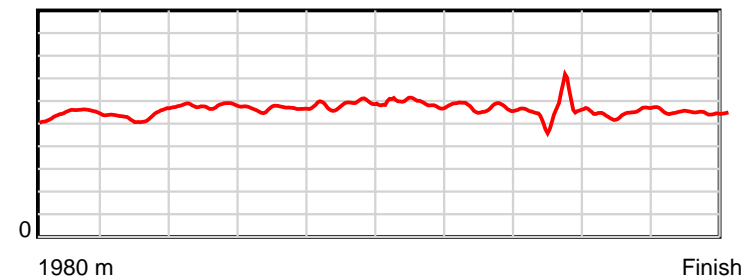
0.6 s Stride duration



20 m/sec Speed



100 % Stride efficiency



Note: Horizontal distance axis grid lines are 200m furlongs.

Disclaimer.

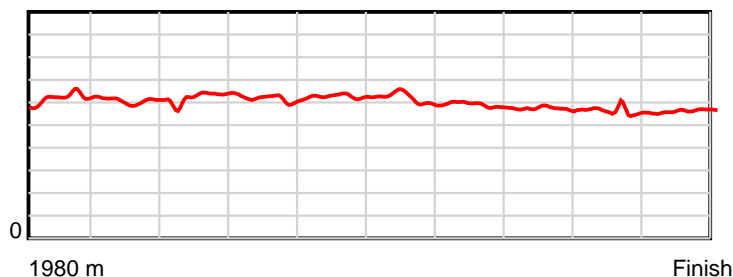
HRNZ and NZMTC and Thoroughbred Ratings Pty Ltd accepts no responsibility for the completeness or accuracy of any of the information contained herein, and makes no representations about its suitability for any particular purpose. Users should make their own judgements about those matters and/or seek independent advice. You assume all risks associated with use of the data provided on this page.

Race Results

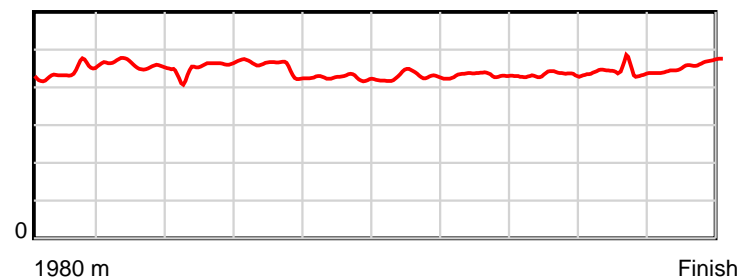
May 29, 2020, Race 6, DUNSTAN MUSCLE'N SHINE MOBILE PACE, Distance 1980m, Addington - Survey 1980m

| Result | TAB no. | Horse (Barrier) | 1980 to | 1800m to | 1600m to | 1400m to | 1200m to | 1000m to | 800m to | 600m to | 400m to | 200m to | Total or | Margin |
|--------|---------|------------------------------|--------------|--------------|--------------|--------------|--------------|-------------|-------------|-------------|-------------|-----------|----------------|--------|
| 11th | 13 | Stealth Bomba (11) | 1800m | 1600m | 1400m | 1200m | 1000m | 800m | 600m | 400m | 200m | WP | Average | |
| | | Position in running (margin) | - | 9(8.9) | 9(12.5) | 9(9.2) | 8(6.8) | 4(3.3) | 4(3.0) | 4(2.2) | 6(4.4) | 11(12.1) | | 23.60 |
| | | Sectional time (s) | 13.10 | 15.34 | 14.72 | 14.80 | 13.99 | 14.47 | 14.81 | 15.63 | 16.07 | 16.45 | | |
| | | Cumulative time (s) | 149.38 | 136.28 | 120.94 | 106.22 | 91.42 | 77.43 | 62.96 | 48.15 | 32.52 | 16.45 | 2:29.38 | |
| | | Speed (m/s) | 13.74 | 13.04 | 13.59 | 13.51 | 14.30 | 13.82 | 13.50 | 12.80 | 12.45 | 12.16 | 13.25 | |
| | | Stride length (m) | 6.24 | 6.01 | 6.13 | 6.13 | 6.08 | 5.93 | 5.85 | 5.54 | 5.50 | 5.59 | 5.89 | |
| | | Stride duration (s) | 0.442 | 0.461 | 0.451 | 0.454 | 0.425 | 0.429 | 0.433 | 0.433 | 0.442 | 0.460 | 0.444 | |
| | | Stride efficiency (%) | 60.90 | 56.41 | 58.68 | 58.68 | 57.75 | 55.02 | 53.45 | 48.02 | 47.19 | 48.90 | 54.13 | |
| | | Stride count | 28.83 | 33.29 | 32.64 | 32.64 | 32.90 | 33.70 | 34.20 | 36.08 | 36.40 | 35.75 | 336.43 | |

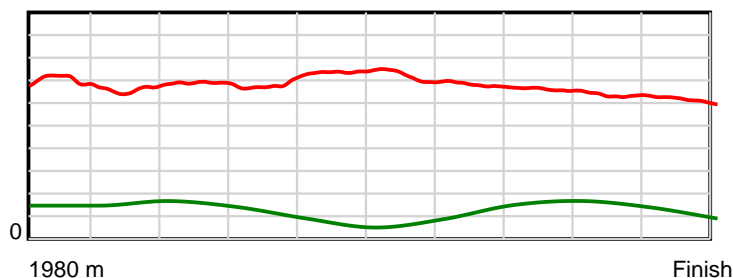
10 m Stride length



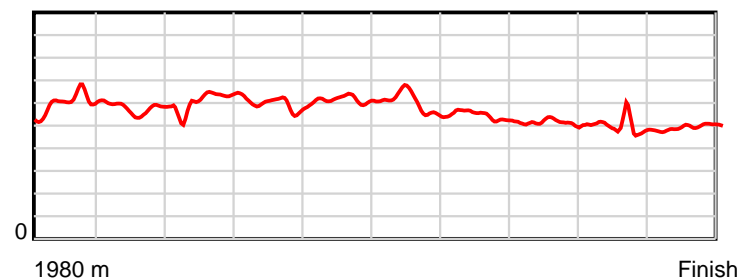
0.6 s Stride duration



20 m/sec Speed



100 % Stride efficiency



Note: Horizontal distance axis grid lines are 200m furlongs.

Disclaimer.

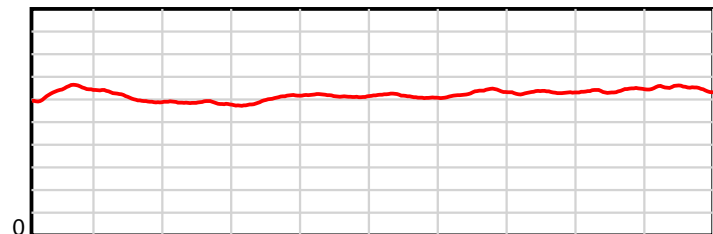
HRNZ and NZMTC and Thoroughbred Ratings Pty Ltd accepts no responsibility for the completeness or accuracy of any of the information contained herein, and makes no representations about its suitability for any particular purpose. Users should make their own judgements about those matters and/or seek independent advice. You assume all risks associated with use of the data provided on this page.

Race Results

May 29, 2020, Race 7, DUNSTAN RACE MIX MOBILE PACE, Distance 1980m, Addington - Survey 1980m

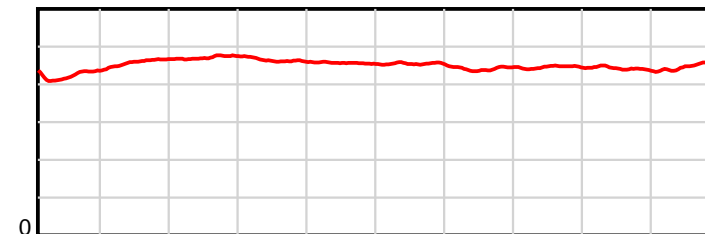
| Result | TAB no. | Horse (Barrier) | 1980 to | 1800m to | 1600m to | 1400m to | 1200m to | 1000m to | 800m to | 600m to | 400m to | 200m to | Total or | Margin |
|--------|---------|------------------------------|--------------|--------------|--------------|--------------|--------------|-------------|-------------|-------------|-------------|-----------|----------------|--------|
| 1st | 4 | That Alexander... (3) | 1800m | 1600m | 1400m | 1200m | 1000m | 800m | 600m | 400m | 200m | WP | Average | |
| | | Position in running (margin) | - | 1(0.0) | 1(0.0) | 1(0.0) | 1(0.0) | 1(0.0) | 1(0.0) | 1(0.0) | 1(0.0) | 1(0.0) | | 0.00 |
| | | Sectional time (s) | 12.08 | 15.30 | 16.28 | 15.54 | 14.95 | 15.01 | 14.12 | 14.29 | 13.85 | 13.85 | | |
| | | Cumulative time (s) | 145.27 | 133.19 | 117.89 | 101.61 | 86.07 | 71.12 | 56.11 | 41.99 | 27.70 | 13.85 | 2:25.27 | |
| | | Speed (m/s) | 14.91 | 13.07 | 12.29 | 12.87 | 13.38 | 13.32 | 14.16 | 14.00 | 14.44 | 14.44 | 13.63 | |
| | | Stride length (m) | 6.31 | 6.00 | 5.79 | 5.97 | 6.10 | 6.05 | 6.26 | 6.23 | 6.38 | 6.49 | 6.15 | |
| | | Stride duration (s) | 0.424 | 0.459 | 0.471 | 0.464 | 0.456 | 0.454 | 0.442 | 0.445 | 0.442 | 0.449 | 0.451 | |
| | | Stride efficiency (%) | 62.23 | 56.30 | 52.39 | 55.77 | 58.23 | 57.23 | 61.24 | 60.68 | 63.56 | 65.74 | 59.12 | |
| | | Stride count | 28.52 | 33.32 | 34.54 | 33.48 | 32.76 | 33.05 | 31.95 | 32.09 | 31.36 | 30.84 | 321.91 | |

10 m Stride length



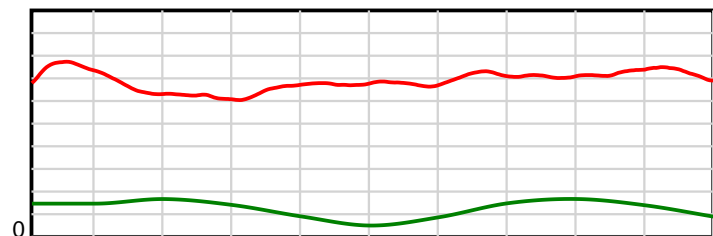
1980 m Finish

0.6 s Stride duration



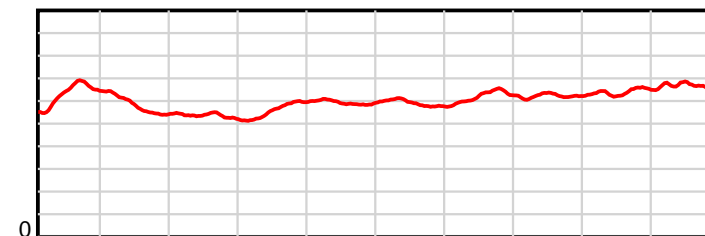
1980 m Finish

20 m/sec Speed



1980 m Finish

100 % Stride efficiency



1980 m Finish

Note: Horizontal distance axis grid lines are 200m furlongs.

Disclaimer.

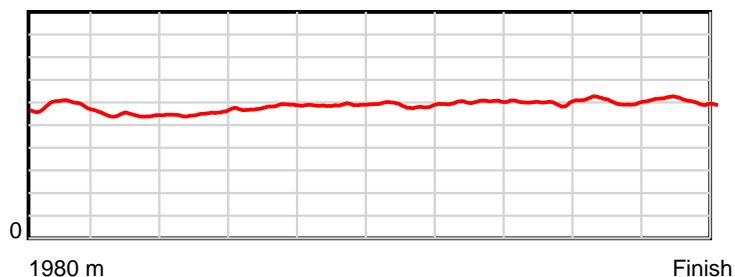
HRNZ and NZMTC and Thoroughbred Ratings Pty Ltd accepts no responsibility for the completeness or accuracy of any of the information contained herein, and makes no representations about its suitability for any particular purpose. Users should make their own judgements about those matters and/or seek independent advice. You assume all risks associated with use of the data provided on this page.

Race Results

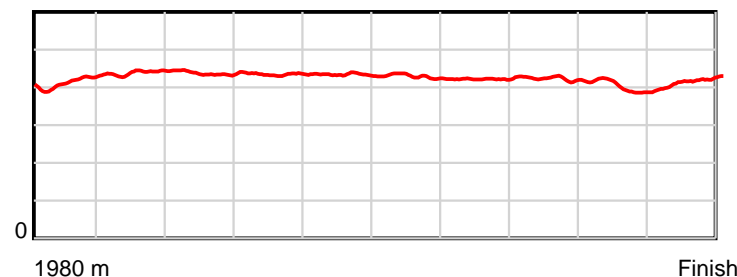
May 29, 2020, Race 7, DUNSTAN RACE MIX MOBILE PACE, Distance 1980m, Addington - Survey 1980m

| Result | TAB no. | Horse (Barrier) | 1980 to | 1800m to | 1600m to | 1400m to | 1200m to | 1000m to | 800m to | 600m to | 400m to | 200m to | Total or | Margin |
|--------|---------|------------------------------|--------------|--------------|--------------|--------------|--------------|-------------|-------------|-------------|-------------|-----------|----------------|--------|
| 2nd | 8 | Franco Niven (7) | 1800m | 1600m | 1400m | 1200m | 1000m | 800m | 600m | 400m | 200m | WP | Average | |
| | | Position in running (margin) | - | 4(3.3) | 5(9.5) | 5(8.5) | 5(5.1) | 5(5.5) | 5(3.5) | 4(2.7) | 5(3.4) | 2(2.1) | | 0.70 |
| | | Sectional time (s) | 12.43 | 16.34 | 16.11 | 14.97 | 15.01 | 14.68 | 13.99 | 14.41 | 13.63 | 13.82 | | |
| | | Cumulative time (s) | 145.39 | 132.96 | 116.62 | 100.51 | 85.54 | 70.53 | 55.85 | 41.86 | 27.45 | 13.82 | 2:25.39 | |
| | | Speed (m/s) | 14.49 | 12.24 | 12.41 | 13.36 | 13.32 | 13.62 | 14.30 | 13.88 | 14.67 | 14.47 | 13.62 | |
| | | Stride length (m) | 5.89 | 5.36 | 5.43 | 5.81 | 5.78 | 5.84 | 6.03 | 5.86 | 5.89 | 6.03 | 5.78 | |
| | | Stride duration (s) | 0.413 | 0.438 | 0.438 | 0.434 | 0.434 | 0.429 | 0.422 | 0.422 | 0.401 | 0.417 | 0.425 | |
| | | Stride efficiency (%) | 54.23 | 44.95 | 46.15 | 52.66 | 52.27 | 53.29 | 56.88 | 53.73 | 54.17 | 56.82 | 52.28 | |
| | | Stride count | 30.56 | 37.29 | 36.80 | 34.45 | 34.58 | 34.25 | 33.15 | 34.11 | 33.97 | 33.17 | 342.33 | |

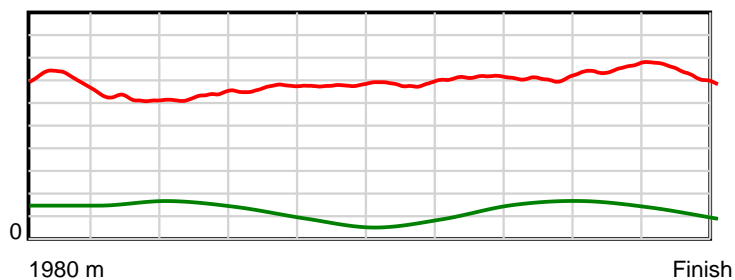
10 m Stride length



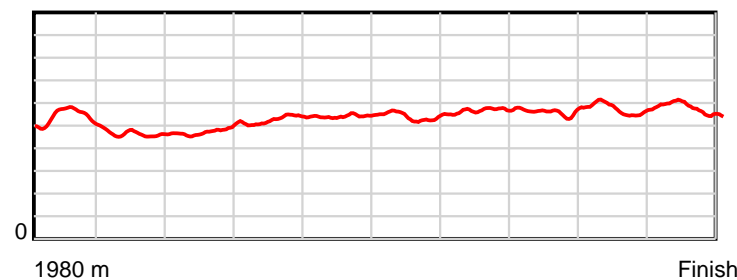
0.6 s Stride duration



20 m/sec Speed



100 % Stride efficiency



Note: Horizontal distance axis grid lines are 200m furlongs.

Disclaimer.

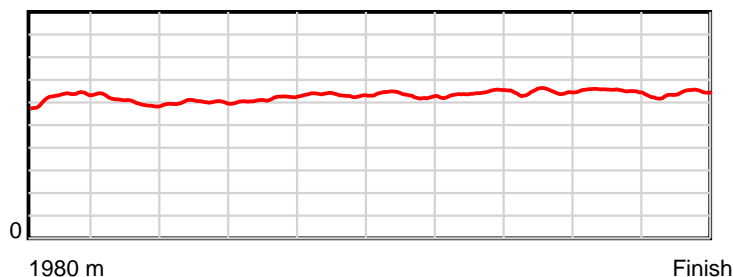
HRNZ and NZMTC and Thoroughbred Ratings Pty Ltd accepts no responsibility for the completeness or accuracy of any of the information contained herein, and makes no representations about its suitability for any particular purpose. Users should make their own judgements about those matters and/or seek independent advice. You assume all risks associated with use of the data provided on this page.

Race Results

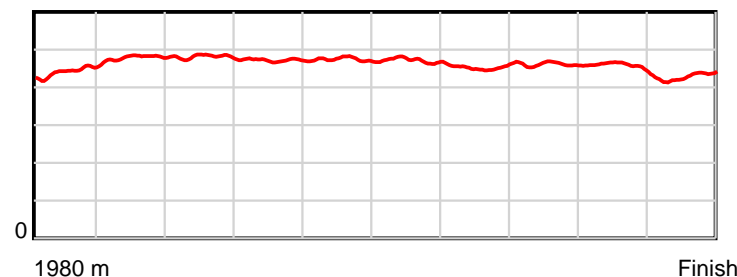
May 29, 2020, Race 7, DUNSTAN RACE MIX MOBILE PACE, Distance 1980m, Addington - Survey 1980m

| Result | TAB no. | Horse (Barrier) | 1980 to | 1800m to | 1600m to | 1400m to | 1200m to | 1000m to | 800m to | 600m to | 400m to | 200m to | Total or | Margin |
|--------|---------|------------------------------|---------|----------|----------|----------|----------|----------|---------|---------|---------|---------|----------|--------|
| 3rd | 3 | Rocknroll Max (2) | 1800m | 1600m | 1400m | 1200m | 1000m | 800m | 600m | 400m | 200m | WP | Average | |
| | | Position in running (margin) | - | 5(4.3) | 3(7.8) | 3(5.4) | 4(3.8) | 4(3.8) | 4(3.3) | 5(3.4) | 4(3.3) | 5(3.7) | | 0.80 |
| | | Sectional time (s) | 12.59 | 15.89 | 15.88 | 15.26 | 14.95 | 14.92 | 14.14 | 14.27 | 13.91 | 13.60 | | |
| | | Cumulative time (s) | 145.41 | 132.82 | 116.93 | 101.05 | 85.79 | 70.84 | 55.92 | 41.78 | 27.51 | 13.60 | 2:25.41 | |
| | | Speed (m/s) | 14.30 | 12.59 | 12.59 | 13.11 | 13.38 | 13.40 | 14.14 | 14.02 | 14.38 | 14.71 | 13.62 | |
| | | Stride length (m) | 6.28 | 6.03 | 6.06 | 6.18 | 6.34 | 6.32 | 6.40 | 6.45 | 6.58 | 6.30 | 6.29 | |
| | | Stride duration (s) | 0.442 | 0.479 | 0.481 | 0.472 | 0.474 | 0.471 | 0.453 | 0.461 | 0.458 | 0.428 | 0.462 | |
| | | Stride efficiency (%) | 61.63 | 56.89 | 57.33 | 59.76 | 62.84 | 62.36 | 64.10 | 65.10 | 67.70 | 62.02 | 61.85 | |
| | | Stride count | 28.66 | 33.15 | 33.02 | 32.34 | 31.54 | 31.66 | 31.23 | 30.99 | 30.38 | 31.75 | 314.72 | |

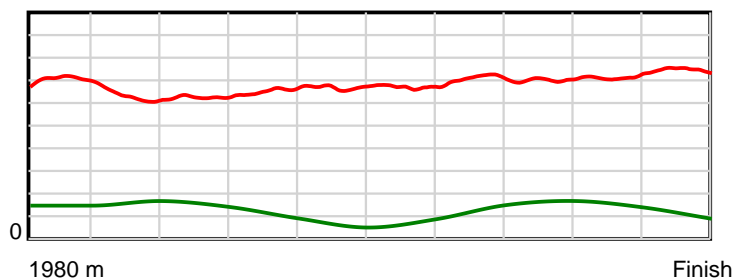
10 m Stride length



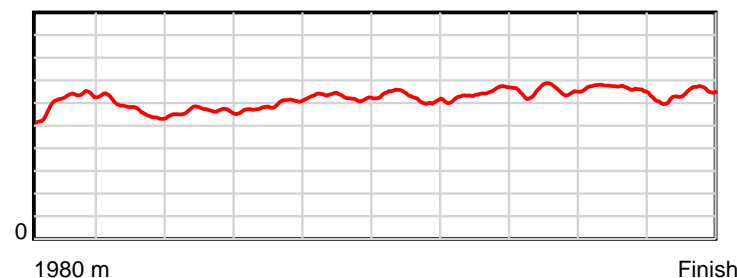
0.6 s Stride duration



20 m/sec Speed



100 % Stride efficiency



Note: Horizontal distance axis grid lines are 200m furlongs.

Disclaimer.

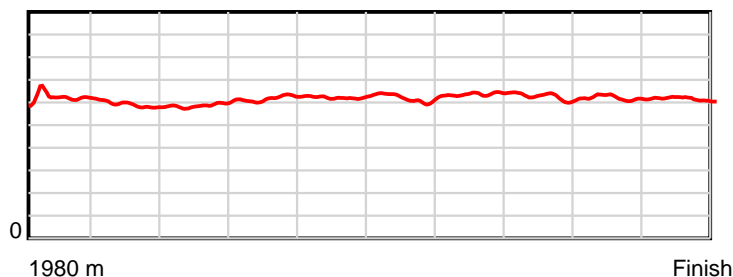
HRNZ and NZMTC and Thoroughbred Ratings Pty Ltd accepts no responsibility for the completeness or accuracy of any of the information contained herein, and makes no representations about its suitability for any particular purpose. Users should make their own judgements about those matters and/or seek independent advice. You assume all risks associated with use of the data provided on this page.

Race Results

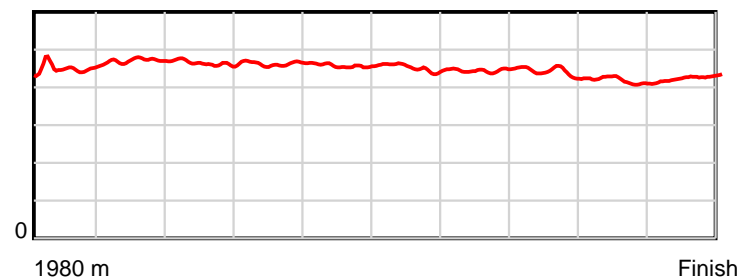
May 29, 2020, Race 7, DUNSTAN RACE MIX MOBILE PACE, Distance 1980m, Addington - Survey 1980m

| Result | TAB no. | Horse (Barrier) | 1980 to | 1800m to | 1600m to | 1400m to | 1200m to | 1000m to | 800m to | 600m to | 400m to | 200m to | Total or | Margin |
|--------|---------|------------------------------|---------|----------|----------|----------|----------|----------|---------|---------|---------|---------|----------|--------|
| 4th | 6 | Chiller Bay (5) | 1800m | 1600m | 1400m | 1200m | 1000m | 800m | 600m | 400m | 200m | WP | Average | |
| | | Position in running (margin) | - | 6(6.2) | 6(11.9) | 6(10.1) | 7(6.6) | 7(6.8) | 7(5.7) | 6(4.8) | 6(5.5) | 6(4.4) | | 3.90 |
| | | Sectional time (s) | 13.13 | 16.26 | 15.98 | 14.96 | 14.98 | 14.83 | 13.97 | 14.40 | 13.66 | 13.80 | | |
| | | Cumulative time (s) | 145.97 | 132.84 | 116.58 | 100.60 | 85.64 | 70.66 | 55.83 | 41.86 | 27.46 | 13.80 | 2:25.97 | |
| | | Speed (m/s) | 13.71 | 12.30 | 12.52 | 13.37 | 13.35 | 13.49 | 14.32 | 13.89 | 14.64 | 14.49 | 13.56 | |
| | | Stride length (m) | 6.24 | 5.79 | 5.82 | 6.19 | 6.10 | 6.09 | 6.37 | 6.10 | 6.10 | 6.18 | 6.09 | |
| | | Stride duration (s) | 0.450 | 0.471 | 0.465 | 0.463 | 0.457 | 0.451 | 0.445 | 0.439 | 0.417 | 0.426 | 0.449 | |
| | | Stride efficiency (%) | 60.79 | 52.35 | 52.86 | 59.84 | 58.23 | 57.87 | 63.48 | 58.15 | 58.24 | 59.64 | 57.99 | |
| | | Stride count | 28.86 | 34.55 | 34.39 | 32.32 | 32.76 | 32.86 | 31.38 | 32.79 | 32.76 | 32.37 | 325.04 | |

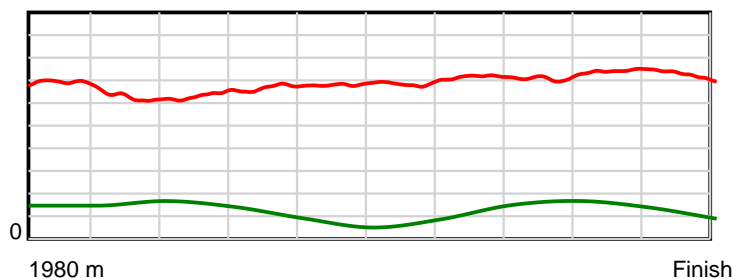
10 m Stride length



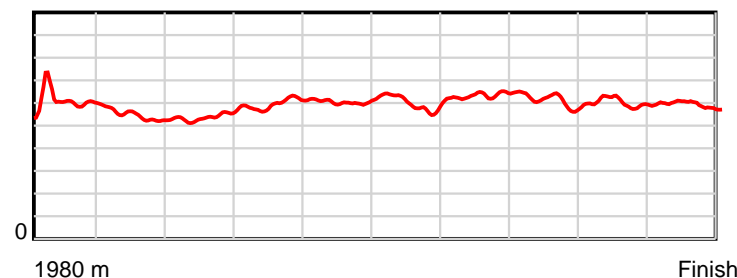
0.6 s Stride duration



20 m/sec Speed



100 % Stride efficiency



Note: Horizontal distance axis grid lines are 200m furlongs.

Disclaimer.

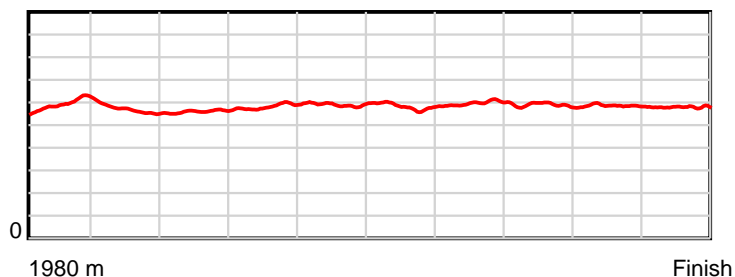
HRNZ and NZMTC and Thoroughbred Ratings Pty Ltd accepts no responsibility for the completeness or accuracy of any of the information contained herein, and makes no representations about its suitability for any particular purpose. Users should make their own judgements about those matters and/or seek independent advice. You assume all risks associated with use of the data provided on this page.

Race Results

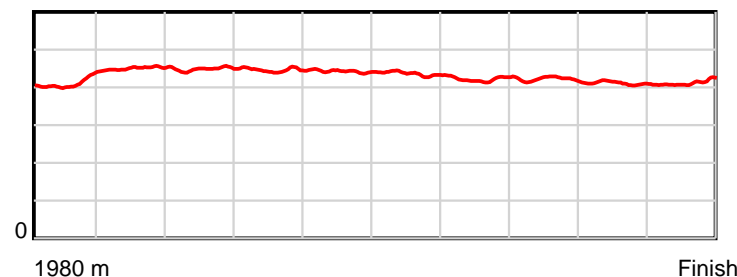
May 29, 2020, Race 7, DUNSTAN RACE MIX MOBILE PACE, Distance 1980m, Addington - Survey 1980m

| Result | TAB no. | Horse (Barrier) | 1980 to | 1800m to | 1600m to | 1400m to | 1200m to | 1000m to | 800m to | 600m to | 400m to | 200m to | Total or | Margin |
|--------|---------|------------------------------|--------------|--------------|--------------|--------------|--------------|-------------|-------------|-------------|-------------|-----------|----------------|--------|
| 5th | 1 | Overarm (1) | 1800m | 1600m | 1400m | 1200m | 1000m | 800m | 600m | 400m | 200m | WP | Average | |
| | | Position in running (margin) | - | 3(2.4) | 2(5.8) | 2(3.6) | 2(1.9) | 2(1.7) | 2(1.4) | 2(1.2) | 2(1.7) | 4(2.7) | | 4.00 |
| | | Sectional time (s) | 12.40 | 15.87 | 15.91 | 15.26 | 14.91 | 14.96 | 14.09 | 14.37 | 14.01 | 14.21 | | |
| | | Cumulative time (s) | 145.99 | 133.59 | 117.72 | 101.81 | 86.55 | 71.64 | 56.68 | 42.59 | 28.22 | 14.21 | 2:25.99 | |
| | | Speed (m/s) | 14.52 | 12.60 | 12.57 | 13.11 | 13.41 | 13.37 | 14.19 | 13.92 | 14.28 | 14.07 | 13.56 | |
| | | Stride length (m) | 5.98 | 5.68 | 5.64 | 5.85 | 5.94 | 5.83 | 5.99 | 5.86 | 5.86 | 5.79 | 5.84 | |
| | | Stride duration (s) | 0.411 | 0.451 | 0.448 | 0.446 | 0.443 | 0.436 | 0.422 | 0.421 | 0.411 | 0.412 | 0.430 | |
| | | Stride efficiency (%) | 55.86 | 50.45 | 49.62 | 53.48 | 55.06 | 53.09 | 56.09 | 53.67 | 53.68 | 52.48 | 53.26 | |
| | | Stride count | 30.11 | 35.20 | 35.49 | 34.19 | 33.69 | 34.31 | 33.38 | 34.13 | 34.13 | 34.51 | 339.14 | |

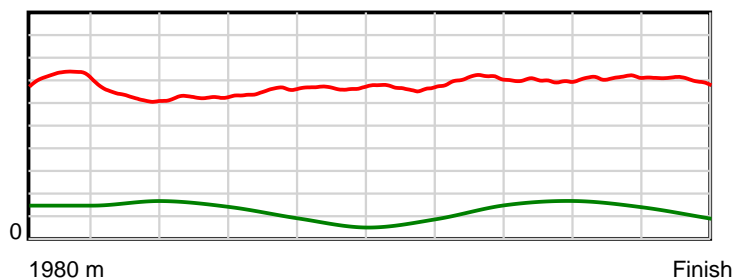
10 m Stride length



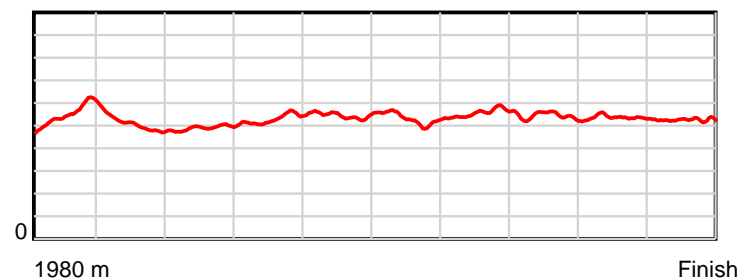
0.6 s Stride duration



20 m/sec Speed



100 % Stride efficiency



Note: Horizontal distance axis grid lines are 200m furlongs.

Disclaimer.

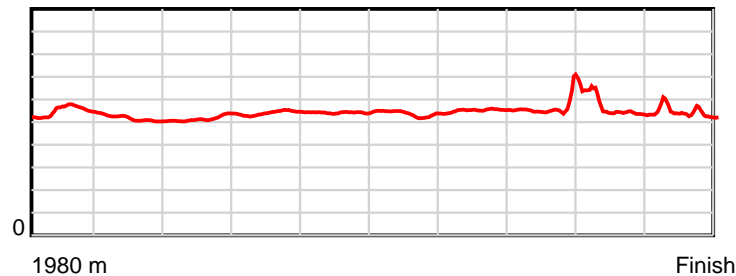
HRNZ and NZMTC and Thoroughbred Ratings Pty Ltd accepts no responsibility for the completeness or accuracy of any of the information contained herein, and makes no representations about its suitability for any particular purpose. Users should make their own judgements about those matters and/or seek independent advice. You assume all risks associated with use of the data provided on this page.

Race Results

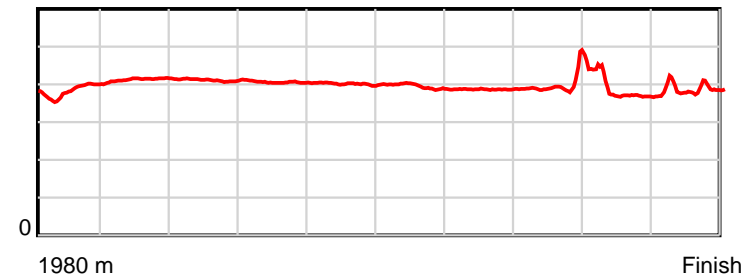
May 29, 2020, Race 7, DUNSTAN RACE MIX MOBILE PACE, Distance 1980m, Addington - Survey 1980m

| Result | TAB no. | Horse (Barrier) | 1980 to | 1800m to | 1600m to | 1400m to | 1200m to | 1000m to | 800m to | 600m to | 400m to | 200m to | Total or | Margin |
|--------|---------|------------------------------|---------|----------|----------|----------|----------|----------|---------|---------|---------|---------|----------|--------|
| 6th | 5 | Kensington Bil... (4) | 1800m | 1600m | 1400m | 1200m | 1000m | 800m | 600m | 400m | 200m | WP | Average | |
| | | Position in running (margin) | - | 2(2.3) | 4(8.0) | 4(6.5) | 3(3.2) | 3(3.0) | 3(2.4) | 3(1.6) | 3(2.0) | 3(2.1) | | 4.20 |
| | | Sectional time (s) | 12.42 | 16.25 | 16.02 | 14.98 | 14.91 | 14.91 | 13.99 | 14.34 | 13.88 | 14.32 | | |
| | | Cumulative time (s) | 146.02 | 133.60 | 117.35 | 101.33 | 86.35 | 71.44 | 56.53 | 42.54 | 28.20 | 14.32 | 2:26.02 | |
| | | Speed (m/s) | 14.50 | 12.31 | 12.48 | 13.35 | 13.41 | 13.41 | 14.30 | 13.95 | 14.41 | 13.97 | 13.56 | |
| | | Stride length (m) | 5.54 | 5.08 | 5.14 | 5.41 | 5.38 | 5.29 | 5.53 | 5.49 | 5.43 | 5.37 | 5.36 | |
| | | Stride duration (s) | 0.383 | 0.413 | 0.411 | 0.405 | 0.401 | 0.394 | 0.387 | 0.394 | 0.377 | 0.385 | 0.395 | |
| | | Stride efficiency (%) | 48.03 | 40.40 | 41.20 | 45.77 | 45.29 | 43.67 | 47.73 | 47.16 | 46.08 | 45.07 | 44.91 | |
| | | Stride count | 32.47 | 39.33 | 38.95 | 36.95 | 37.15 | 37.83 | 36.19 | 36.41 | 36.83 | 37.24 | 369.35 | |

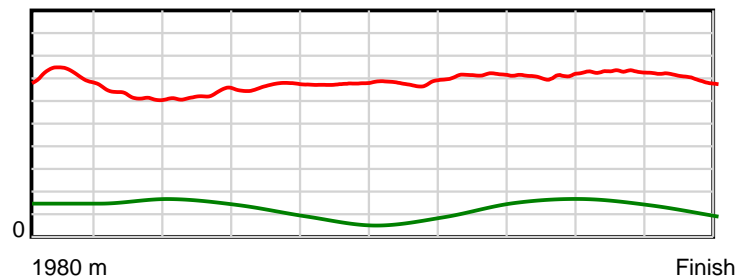
10 m Stride length



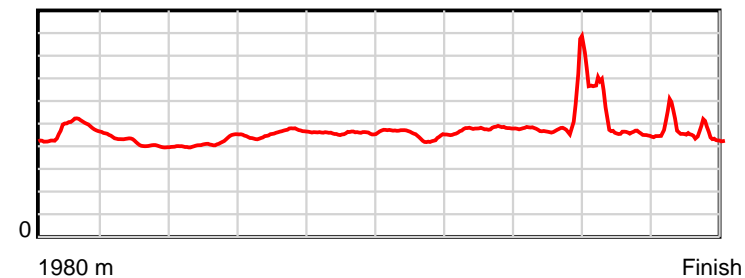
0.6 s Stride duration



20 m/sec Speed



100 % Stride efficiency



Note: Horizontal distance axis grid lines are 200m furlongs.

Disclaimer.

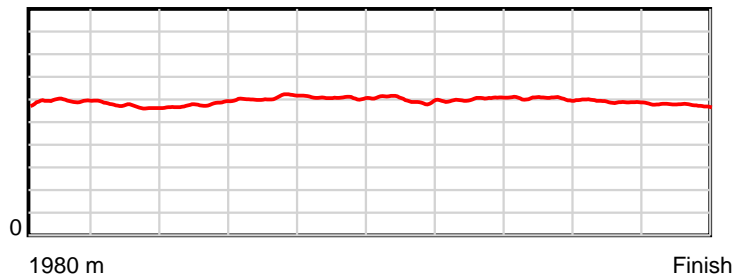
HRNZ and NZMTC and Thoroughbred Ratings Pty Ltd accepts no responsibility for the completeness or accuracy of any of the information contained herein, and makes no representations about its suitability for any particular purpose. Users should make their own judgements about those matters and/or seek independent advice. You assume all risks associated with use of the data provided on this page.

Race Results

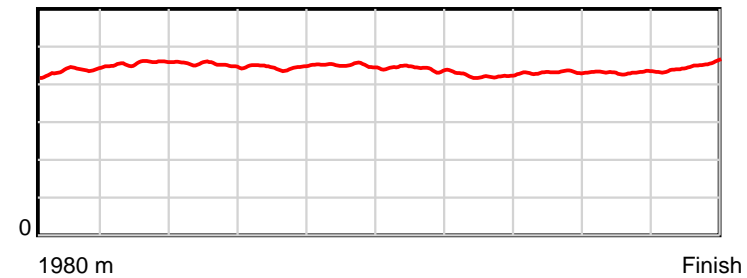
May 29, 2020, Race 7, DUNSTAN RACE MIX MOBILE PACE, Distance 1980m, Addington - Survey 1980m

| Result | TAB no. | Horse (Barrier) | 1980 to | 1800m to | 1600m to | 1400m to | 1200m to | 1000m to | 800m to | 600m to | 400m to | 200m to | Total or | Margin |
|--------|---------|------------------------------|---------|----------|----------|----------|----------|----------|---------|---------|---------|---------|----------|--------|
| 7th | 7 | Pay Me Visa (6) | 1800m | 1600m | 1400m | 1200m | 1000m | 800m | 600m | 400m | 200m | WP | Average | |
| | | Position in running (margin) | - | 7(8.2) | 7(14.2) | 7(10.8) | 6(6.0) | 6(6.1) | 6(5.6) | 7(5.5) | 7(6.2) | 7(11.3) | | 20.40 |
| | | Sectional time (s) | 13.19 | 16.31 | 15.71 | 14.74 | 14.95 | 14.93 | 14.11 | 14.40 | 14.71 | 15.88 | | |
| | | Cumulative time (s) | 148.93 | 135.74 | 119.43 | 103.72 | 88.98 | 74.03 | 59.10 | 44.99 | 30.59 | 15.88 | 2:28.93 | |
| | | Speed (m/s) | 13.65 | 12.26 | 12.73 | 13.57 | 13.38 | 13.40 | 14.17 | 13.89 | 13.60 | 12.59 | 13.30 | |
| | | Stride length (m) | 5.91 | 5.59 | 5.77 | 6.05 | 6.02 | 5.92 | 5.99 | 6.00 | 5.87 | 5.65 | 5.87 | |
| | | Stride duration (s) | 0.437 | 0.456 | 0.453 | 0.446 | 0.450 | 0.442 | 0.423 | 0.432 | 0.432 | 0.449 | 0.442 | |
| | | Stride efficiency (%) | 54.66 | 48.87 | 51.97 | 57.17 | 56.70 | 54.84 | 56.09 | 56.19 | 53.84 | 49.93 | 53.91 | |
| | | Stride count | 30.44 | 35.76 | 34.68 | 33.07 | 33.20 | 33.76 | 33.38 | 33.35 | 34.07 | 35.38 | 337.09 | |

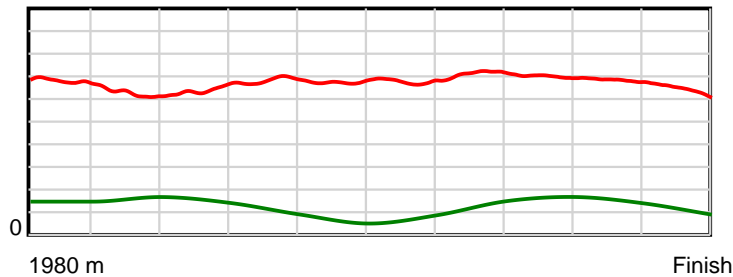
10 m Stride length



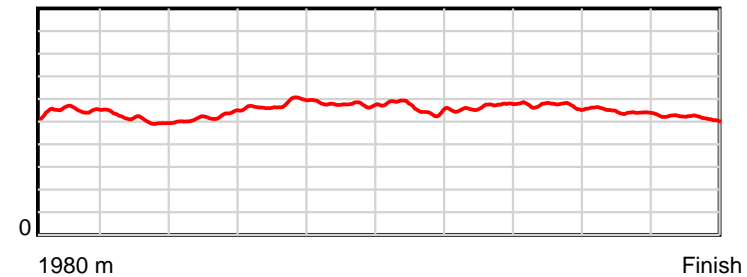
0.6 s Stride duration



20 m/sec Speed



100 % Stride efficiency



Note: Horizontal distance axis grid lines are 200m furlongs.

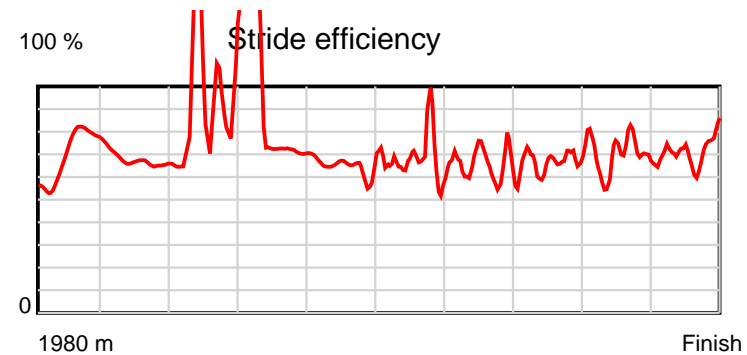
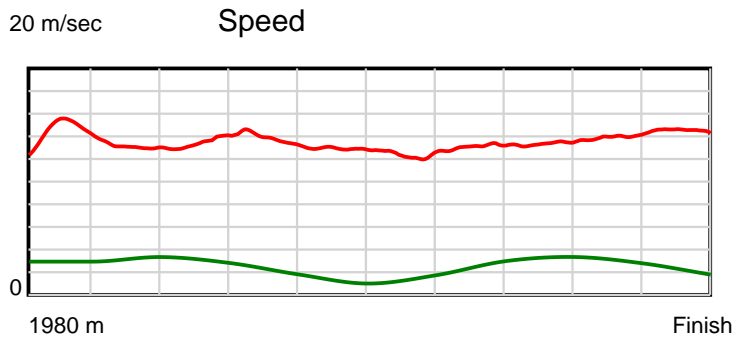
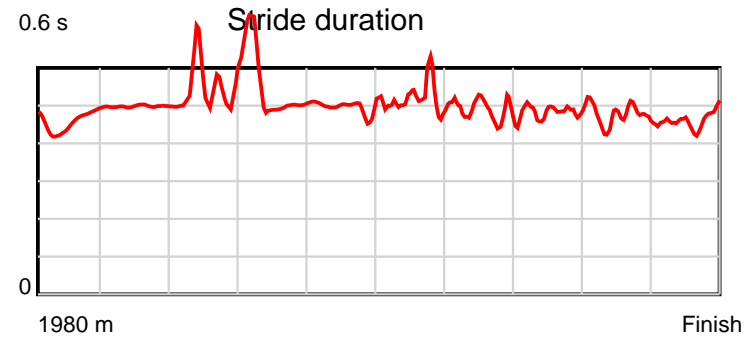
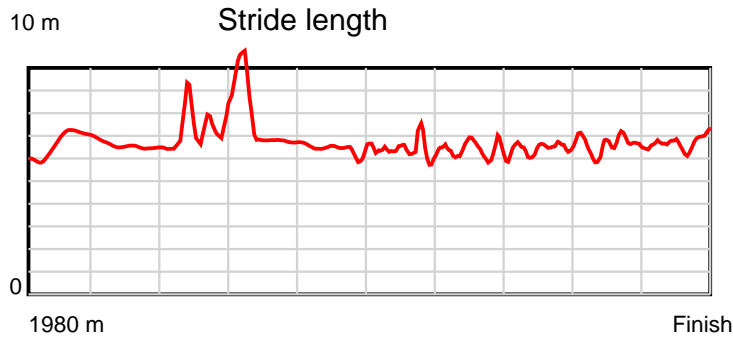
Disclaimer.

HRNZ and NZMTC and Thoroughbred Ratings Pty Ltd accepts no responsibility for the completeness or accuracy of any of the information contained herein, and makes no representations about its suitability for any particular purpose. Users should make their own judgements about those matters and/or seek independent advice. You assume all risks associated with use of the data provided on this page.

Race Results

May 29, 2020, Race 8, DUNSTAN SWEETMIX MOBILE PACE, Distance 1980m, Addington - Survey 1980m

| Result | TAB no. | Horse (Barrier) | 1980 to | 1800m to | 1600m to | 1400m to | 1200m to | 1000m to | 800m to | 600m to | 400m to | 200m to | Total or | Margin |
|--------|---------|------------------------------|---------|----------|----------|----------|----------|----------|---------|---------|---------|---------|----------|--------|
| 1st | 5 | Crackabrie (5) | 1800m | 1600m | 1400m | 1200m | 1000m | 800m | 600m | 400m | 200m | WP | Average | |
| | | Position in running (margin) | - | 1(0.0) | 1(0.0) | 1(0.0) | 1(0.0) | 1(0.0) | 1(0.0) | 1(0.0) | 1(0.0) | 1(0.0) | | 0.00 |
| | | Sectional time (s) | 12.24 | 15.35 | 14.67 | 14.55 | 15.34 | 16.26 | 15.36 | 15.08 | 14.28 | 13.72 | | |
| | | Cumulative time (s) | 146.85 | 134.61 | 119.26 | 104.59 | 90.04 | 74.70 | 58.44 | 43.08 | 28.00 | 13.72 | 2:26.85 | |
| | | Speed (m/s) | 14.70 | 13.03 | 13.63 | 13.75 | 13.04 | 12.30 | 13.02 | 13.26 | 14.01 | 14.58 | 13.48 | |
| | | Stride length (m) | 6.72 | 6.49 | 7.02 | 6.99 | 6.44 | 5.87 | 6.09 | 6.27 | 6.45 | 6.59 | 6.47 | |
| | | Stride duration (s) | 0.458 | 0.498 | 0.515 | 0.509 | 0.494 | 0.477 | 0.467 | 0.473 | 0.461 | 0.452 | 0.480 | |
| | | Stride efficiency (%) | 70.65 | 65.72 | 77.11 | 76.35 | 64.91 | 53.83 | 57.87 | 61.47 | 65.07 | 67.81 | 65.47 | |
| | | Stride count | 26.77 | 30.84 | 28.47 | 28.61 | 31.03 | 34.08 | 32.86 | 31.89 | 30.99 | 30.36 | 305.90 | |



Note: Horizontal distance axis grid lines are 200m furlongs.

Disclaimer.

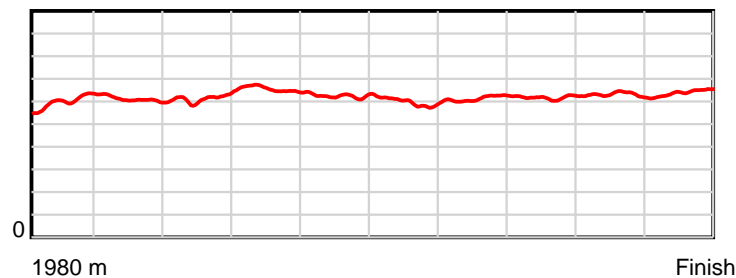
HRNZ and NZMTC and Thoroughbred Ratings Pty Ltd accepts no responsibility for the completeness or accuracy of any of the information contained herein, and makes no representations about its suitability for any particular purpose. Users should make their own judgements about those matters and/or seek independent advice. You assume all risks associated with use of the data provided on this page.

Race Results

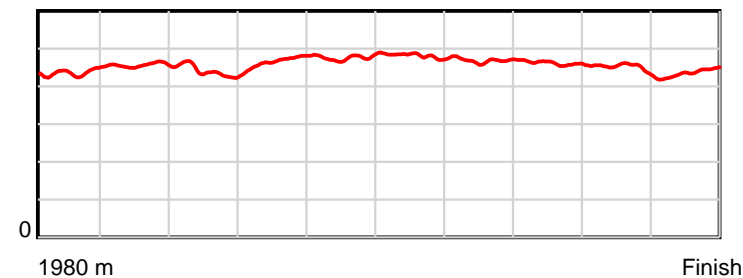
May 29, 2020, Race 8, DUNSTAN SWEETMIX MOBILE PACE, Distance 1980m, Addington - Survey 1980m

| Result | TAB no. | Horse (Barrier) | 1980 to | 1800m to | 1600m to | 1400m to | 1200m to | 1000m to | 800m to | 600m to | 400m to | 200m to | Total or | Margin |
|--------|---------|------------------------------|---------|----------|----------|----------|----------|----------|---------|---------|---------|---------|----------|--------|
| 2nd | 1 | Tara Bromac (1) | 1800m | 1600m | 1400m | 1200m | 1000m | 800m | 600m | 400m | 200m | WP | Average | |
| | | Position in running (margin) | - | 4(5.4) | 2(4.1) | 2(2.7) | 2(2.2) | 2(1.8) | 3(1.6) | 3(1.4) | 3(1.8) | | | 1.00 |
| | | Sectional time (s) | 12.82 | 15.14 | 14.44 | 14.46 | 15.35 | 16.18 | 15.33 | 15.05 | 14.33 | 13.93 | | |
| | | Cumulative time (s) | 147.03 | 134.21 | 119.07 | 104.63 | 90.17 | 74.82 | 58.64 | 43.31 | 28.26 | 13.93 | 2:27.03 | |
| | | Speed (m/s) | 14.04 | 13.21 | 13.85 | 13.83 | 13.03 | 12.36 | 13.05 | 13.29 | 13.96 | 14.36 | 13.47 | |
| | | Stride length (m) | 6.00 | 6.03 | 6.10 | 6.47 | 6.21 | 5.94 | 6.12 | 6.13 | 6.26 | 6.29 | 6.15 | |
| | | Stride duration (s) | 0.436 | 0.456 | 0.440 | 0.468 | 0.477 | 0.481 | 0.469 | 0.461 | 0.449 | 0.438 | 0.457 | |
| | | Stride efficiency (%) | 56.32 | 56.77 | 58.06 | 65.47 | 60.24 | 55.15 | 58.45 | 58.64 | 61.25 | 61.88 | 59.15 | |
| | | Stride count | 29.98 | 33.18 | 32.81 | 30.90 | 32.21 | 33.67 | 32.70 | 32.65 | 31.94 | 31.78 | 321.82 | |

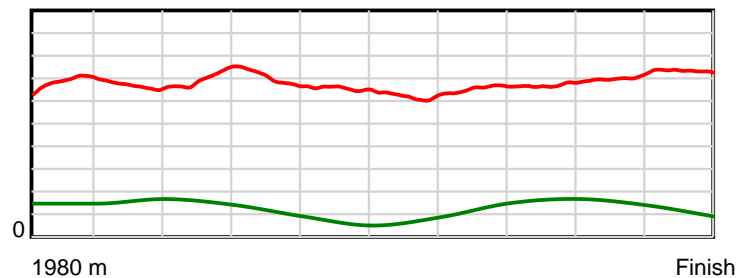
10 m Stride length



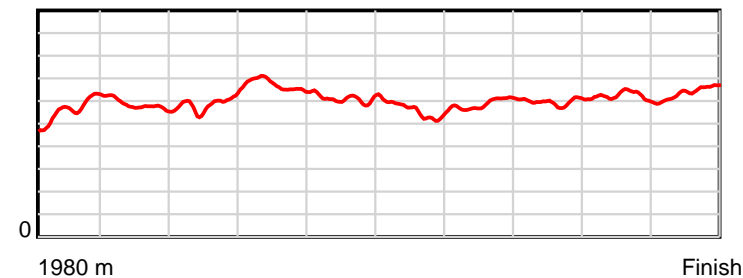
0.6 s Stride duration



20 m/sec Speed



100 % Stride efficiency



Note: Horizontal distance axis grid lines are 200m furlongs.

Disclaimer.

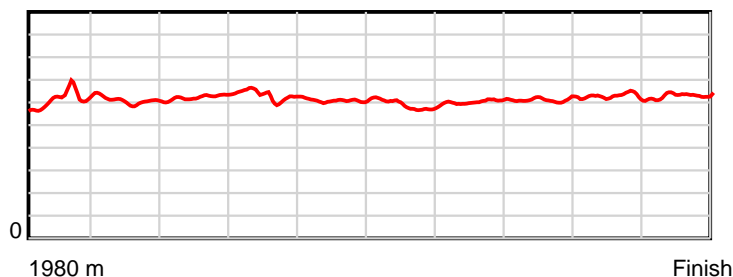
HRNZ and NZMTC and Thoroughbred Ratings Pty Ltd accepts no responsibility for the completeness or accuracy of any of the information contained herein, and makes no representations about its suitability for any particular purpose. Users should make their own judgements about those matters and/or seek independent advice. You assume all risks associated with use of the data provided on this page.

Race Results

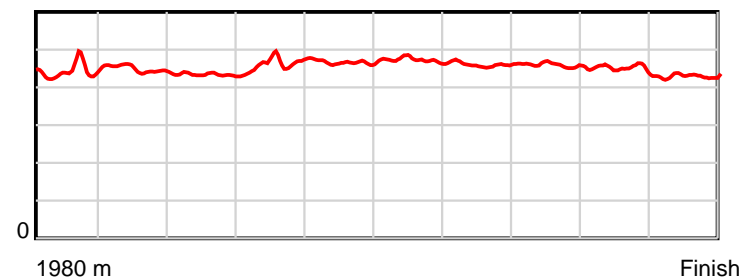
May 29, 2020, Race 8, DUNSTAN SWEETMIX MOBILE PACE, Distance 1980m, Addington - Survey 1980m

| Result | TAB no. | Horse (Barrier) | 1980 to | 1800m to | 1600m to | 1400m to | 1200m to | 1000m to | 800m to | 600m to | 400m to | 200m to | Total or | Margin |
|--------|---------|------------------------------|---------|----------|----------|----------|----------|----------|---------|---------|---------|---------|----------|--------|
| 3rd | 14 | Star Of Timpan... (11) | 1800m | 1600m | 1400m | 1200m | 1000m | 800m | 600m | 400m | 200m | WP | Average | |
| | | Position in running (margin) | - | 5(6.0) | 4(5.6) | 3(2.8) | 4(4.2) | 3(4.0) | 4(3.6) | 4(3.3) | 6(3.2) | 5(3.4) | | 2.20 |
| | | Sectional time (s) | 13.17 | 15.28 | 14.20 | 14.78 | 15.31 | 16.20 | 15.30 | 15.06 | 14.31 | 13.63 | | |
| | | Cumulative time (s) | 147.24 | 134.07 | 118.79 | 104.59 | 89.81 | 74.50 | 58.30 | 43.00 | 27.94 | 13.63 | 2:27.24 | |
| | | Speed (m/s) | 13.66 | 13.09 | 14.08 | 13.53 | 13.06 | 12.35 | 13.07 | 13.28 | 13.98 | 14.67 | 13.45 | |
| | | Stride length (m) | 6.14 | 5.87 | 6.10 | 6.27 | 6.09 | 5.82 | 6.01 | 6.07 | 6.28 | 6.35 | 6.09 | |
| | | Stride duration (s) | 0.440 | 0.448 | 0.433 | 0.463 | 0.466 | 0.471 | 0.460 | 0.457 | 0.449 | 0.433 | 0.453 | |
| | | Stride efficiency (%) | 58.86 | 53.80 | 58.23 | 61.40 | 57.90 | 52.93 | 56.46 | 57.58 | 61.60 | 62.97 | 58.04 | |
| | | Stride count | 29.33 | 34.09 | 32.76 | 31.91 | 32.86 | 34.36 | 33.27 | 32.95 | 31.85 | 31.51 | 324.89 | |

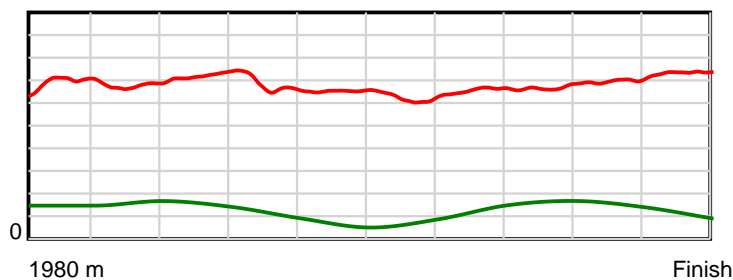
10 m Stride length



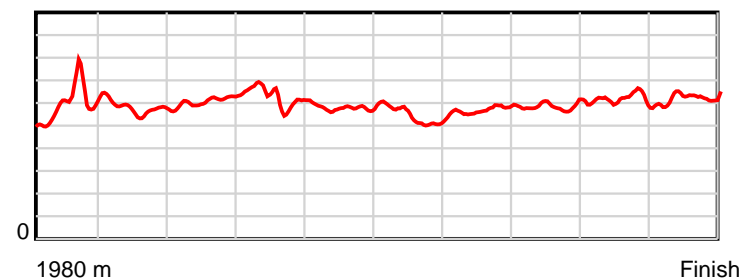
0.6 s Stride duration



20 m/sec Speed



100 % Stride efficiency



Note: Horizontal distance axis grid lines are 200m furlongs.

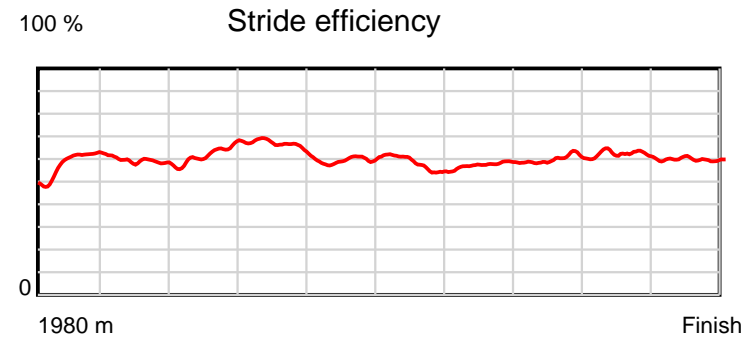
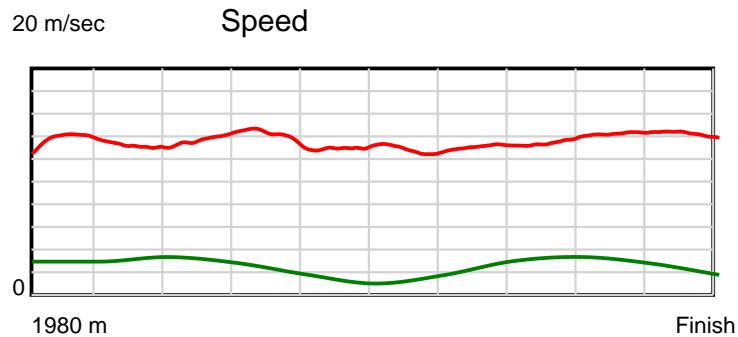
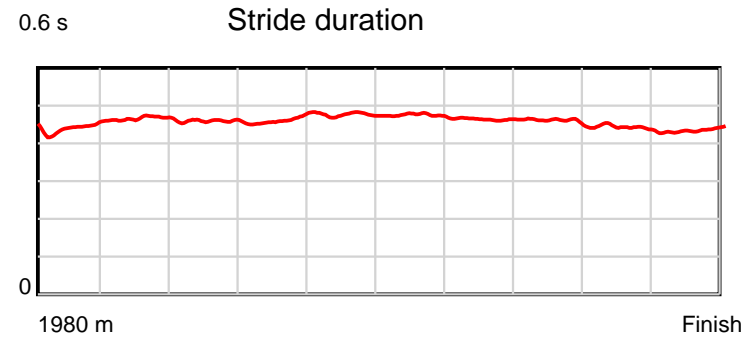
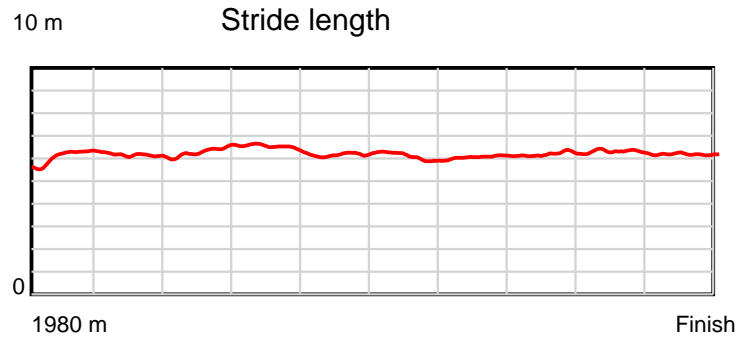
Disclaimer.

HRNZ and NZMTC and Thoroughbred Ratings Pty Ltd accepts no responsibility for the completeness or accuracy of any of the information contained herein, and makes no representations about its suitability for any particular purpose. Users should make their own judgements about those matters and/or seek independent advice. You assume all risks associated with use of the data provided on this page.

Race Results

May 29, 2020, Race 8, DUNSTAN SWEETMIX MOBILE PACE, Distance 1980m, Addington - Survey 1980m

| Result | TAB no. | Horse (Barrier) | 1980 to | 1800m to | 1600m to | 1400m to | 1200m to | 1000m to | 800m to | 600m to | 400m to | 200m to | Total or | Margin |
|--------|---------|------------------------------|---------|----------|----------|----------|----------|----------|---------|---------|---------|---------|----------|--------|
| 4th | 9 | ltz To The Mac... (7) | 1800m | 1600m | 1400m | 1200m | 1000m | 800m | 600m | 400m | 200m | WP | Average | |
| | | Position in running (margin) | - | 2(4.1) | 3(5.5) | 4(5.3) | 3(3.5) | 4(4.6) | 3(2.3) | 2(1.5) | 2(1.1) | 2(0.7) | | 2.30 |
| | | Sectional time (s) | 12.95 | 15.57 | 14.64 | 14.25 | 15.52 | 15.89 | 15.22 | 15.02 | 14.21 | 13.99 | | |
| | | Cumulative time (s) | 147.26 | 134.31 | 118.74 | 104.10 | 89.85 | 74.33 | 58.44 | 43.22 | 28.20 | 13.99 | 2:27.26 | |
| | | Speed (m/s) | 13.90 | 12.85 | 13.66 | 14.04 | 12.89 | 12.59 | 13.14 | 13.32 | 14.07 | 14.30 | 13.45 | |
| | | Stride length (m) | 6.12 | 5.99 | 6.26 | 6.48 | 6.13 | 5.97 | 6.10 | 6.11 | 6.21 | 6.23 | 6.16 | |
| | | Stride duration (s) | 0.439 | 0.466 | 0.459 | 0.462 | 0.476 | 0.474 | 0.464 | 0.459 | 0.441 | 0.436 | 0.458 | |
| | | Stride efficiency (%) | 58.48 | 56.00 | 61.33 | 65.60 | 58.78 | 55.68 | 58.07 | 58.30 | 60.31 | 60.72 | 59.24 | |
| | | Stride count | 29.42 | 33.41 | 31.93 | 30.87 | 32.61 | 33.51 | 32.81 | 32.74 | 32.19 | 32.08 | 321.57 | |



Note: Horizontal distance axis grid lines are 200m furlongs.

Disclaimer.

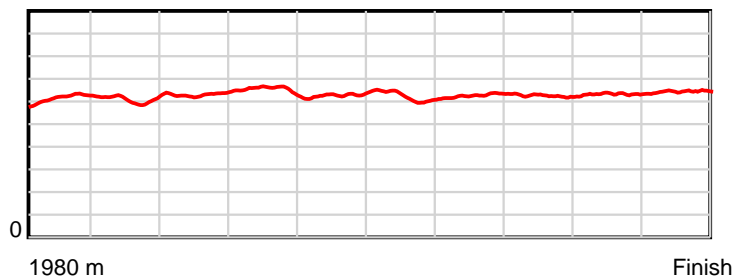
HRNZ and NZMTC and Thoroughbred Ratings Pty Ltd accepts no responsibility for the completeness or accuracy of any of the information contained herein, and makes no representations about its suitability for any particular purpose. Users should make their own judgements about those matters and/or seek independent advice. You assume all risks associated with use of the data provided on this page.

Race Results

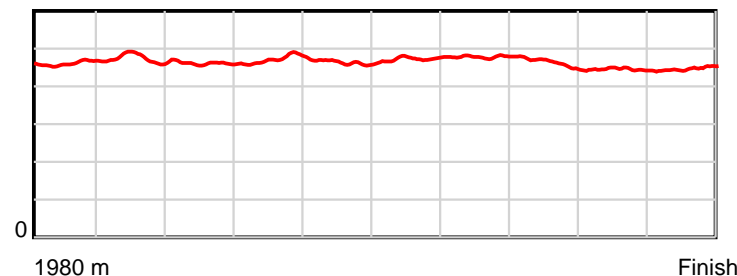
May 29, 2020, Race 8, DUNSTAN SWEETMIX MOBILE PACE, Distance 1980m, Addington - Survey 1980m

| Result | TAB no. | Horse (Barrier) | 1980 to | 1800m to | 1600m to | 1400m to | 1200m to | 1000m to | 800m to | 600m to | 400m to | 200m to | Total or | Margin |
|--------|---------|------------------------------|--------------|--------------|--------------|--------------|--------------|-------------|-------------|-------------|-------------|-----------|----------------|--------|
| 5th | 13 | Summer Pants (10) | 1800m | 1600m | 1400m | 1200m | 1000m | 800m | 600m | 400m | 200m | WP | Average | |
| | | Position in running (margin) | - | 10(10.0) | 10(13.4) | 9(13.1) | 9(13.2) | 7(9.3) | 5(4.0) | 5(3.6) | 4(2.9) | 4(3.2) | | 3.70 |
| | | Sectional time (s) | 13.78 | 15.90 | 14.62 | 14.57 | 14.68 | 15.38 | 15.28 | 14.96 | 14.32 | 14.02 | | |
| | | Cumulative time (s) | 147.51 | 133.73 | 117.83 | 103.21 | 88.64 | 73.96 | 58.58 | 43.30 | 28.34 | 14.02 | 2:27.51 | |
| | | Speed (m/s) | 13.06 | 12.58 | 13.68 | 13.73 | 13.62 | 13.00 | 13.09 | 13.37 | 13.97 | 14.27 | 13.42 | |
| | | Stride length (m) | 6.17 | 5.96 | 6.30 | 6.48 | 6.31 | 6.15 | 6.25 | 6.17 | 6.20 | 6.38 | 6.23 | |
| | | Stride duration (s) | 0.461 | 0.474 | 0.461 | 0.472 | 0.463 | 0.473 | 0.478 | 0.461 | 0.444 | 0.447 | 0.464 | |
| | | Stride efficiency (%) | 59.49 | 55.46 | 62.06 | 65.52 | 62.13 | 59.08 | 61.13 | 59.42 | 60.06 | 63.59 | 60.72 | |
| | | Stride count | 29.17 | 33.57 | 31.74 | 30.89 | 31.72 | 32.53 | 31.98 | 32.43 | 32.26 | 31.35 | 317.64 | |

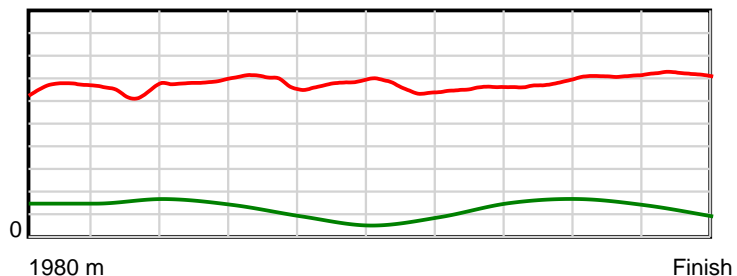
10 m Stride length



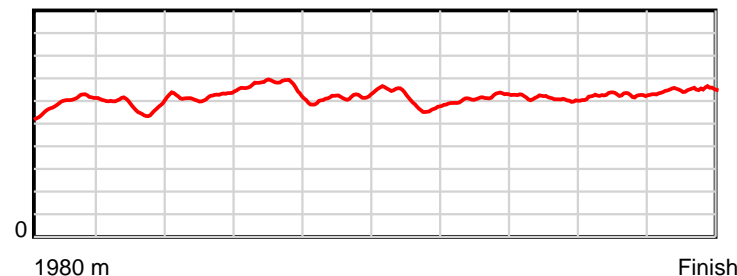
0.6 s Stride duration



20 m/sec Speed



100 % Stride efficiency



Note: Horizontal distance axis grid lines are 200m furlongs.

Disclaimer.

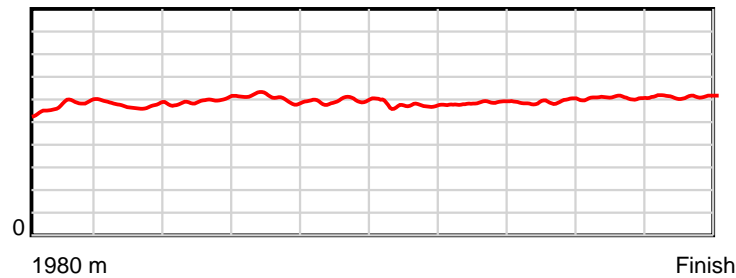
HRNZ and NZMTC and Thoroughbred Ratings Pty Ltd accepts no responsibility for the completeness or accuracy of any of the information contained herein, and makes no representations about its suitability for any particular purpose. Users should make their own judgements about those matters and/or seek independent advice. You assume all risks associated with use of the data provided on this page.

Race Results

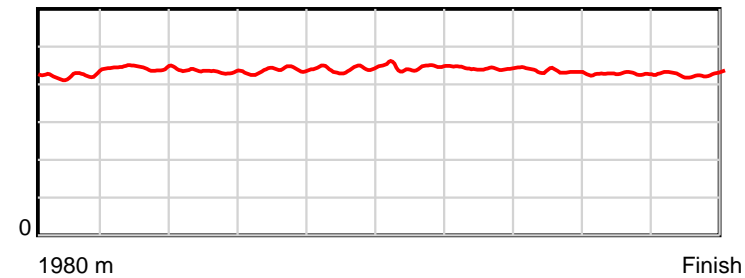
May 29, 2020, Race 8, DUNSTAN SWEETMIX MOBILE PACE, Distance 1980m, Addington - Survey 1980m

| Result | TAB no. | Horse (Barrier) | 1980 to | 1800m to | 1600m to | 1400m to | 1200m to | 1000m to | 800m to | 600m to | 400m to | 200m to | Total or | Margin |
|--------|---------|------------------------------|---------|----------|----------|----------|----------|----------|---------|---------|---------|---------|----------|--------|
| 6th | 2 | Sheezagoldengi... (2) | 1800m | 1600m | 1400m | 1200m | 1000m | 800m | 600m | 400m | 200m | WP | Average | |
| | | Position in running (margin) | - | 6(6.7) | 7(9.6) | 7(10.6) | 6(10.5) | 6(9.0) | 6(6.4) | 6(5.5) | 7(4.9) | 7(5.3) | | 6.20 |
| | | Sectional time (s) | 13.20 | 15.83 | 14.84 | 14.53 | 15.08 | 15.84 | 15.20 | 14.98 | 14.34 | 14.13 | | |
| | | Cumulative time (s) | 147.97 | 134.77 | 118.94 | 104.10 | 89.57 | 74.49 | 58.65 | 43.45 | 28.47 | 14.13 | 2:27.97 | |
| | | Speed (m/s) | 13.63 | 12.63 | 13.48 | 13.76 | 13.26 | 12.63 | 13.16 | 13.35 | 13.95 | 14.15 | 13.38 | |
| | | Stride length (m) | 5.75 | 5.61 | 5.85 | 6.02 | 5.85 | 5.63 | 5.82 | 5.79 | 5.98 | 6.05 | 5.83 | |
| | | Stride duration (s) | 0.424 | 0.444 | 0.434 | 0.438 | 0.441 | 0.446 | 0.442 | 0.434 | 0.428 | 0.428 | 0.436 | |
| | | Stride efficiency (%) | 51.66 | 49.24 | 53.53 | 56.70 | 53.55 | 49.47 | 52.94 | 52.36 | 55.80 | 57.21 | 53.17 | |
| | | Stride count | 31.31 | 35.63 | 34.17 | 33.20 | 34.17 | 35.54 | 34.36 | 34.55 | 33.47 | 33.05 | 339.45 | |

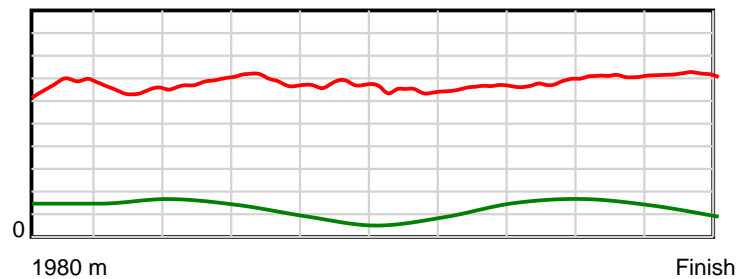
10 m Stride length



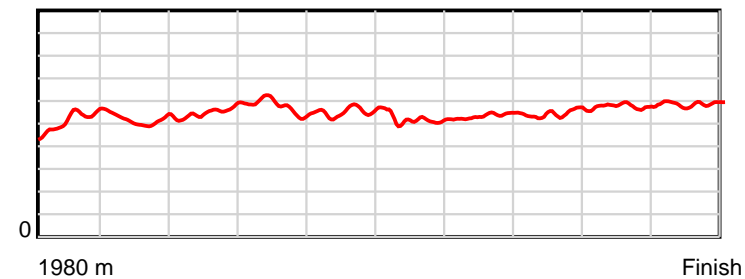
0.6 s Stride duration



20 m/sec Speed



100 % Stride efficiency



Note: Horizontal distance axis grid lines are 200m furlongs.

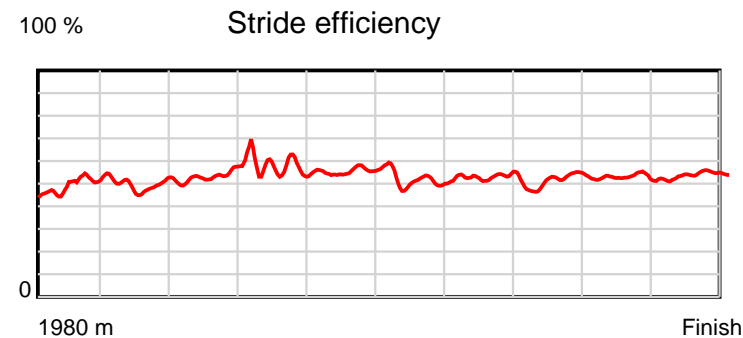
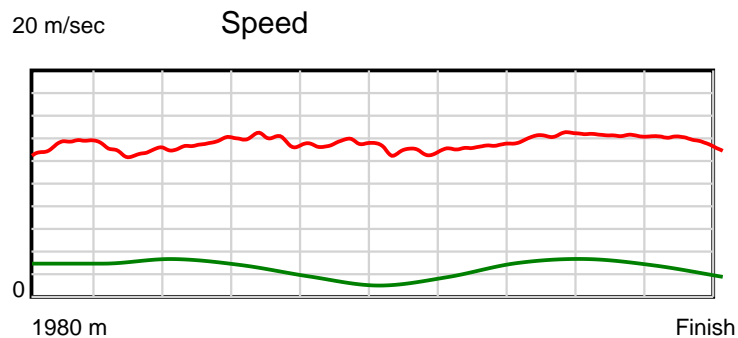
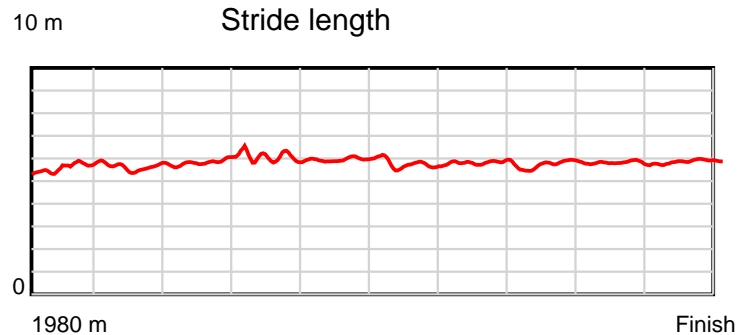
Disclaimer.

HRNZ and NZMTC and Thoroughbred Ratings Pty Ltd accepts no responsibility for the completeness or accuracy of any of the information contained herein, and makes no representations about its suitability for any particular purpose. Users should make their own judgements about those matters and/or seek independent advice. You assume all risks associated with use of the data provided on this page.

Race Results

May 29, 2020, Race 8, DUNSTAN SWEETMIX MOBILE PACE, Distance 1980m, Addington - Survey 1980m

| Result | TAB no. | Horse (Barrier) | 1980 to | 1800m to | 1600m to | 1400m to | 1200m to | 1000m to | 800m to | 600m to | 400m to | 200m to | Total or | Margin |
|--------|---------|------------------------------|--------------|--------------|--------------|--------------|--------------|-------------|-------------|-------------|-------------|-----------|----------------|--------|
| 7th | 11 | Magical Mali (9) | 1800m | 1600m | 1400m | 1200m | 1000m | 800m | 600m | 400m | 200m | WP | Average | |
| | | Position in running (margin) | - | 9(8.9) | 8(11.3) | 8(12.5) | 8(12.5) | 8(11.4) | 7(8.6) | 7(7.4) | 5(3.1) | 6(4.9) | | 8.90 |
| | | Sectional time (s) | 13.57 | 15.75 | 14.87 | 14.56 | 15.15 | 15.79 | 15.16 | 14.36 | 14.57 | 14.67 | | |
| | | Cumulative time (s) | 148.45 | 134.88 | 119.13 | 104.26 | 89.70 | 74.55 | 58.76 | 43.60 | 29.24 | 14.67 | 2:28.45 | |
| | | Speed (m/s) | 13.26 | 12.70 | 13.45 | 13.74 | 13.20 | 12.67 | 13.19 | 13.93 | 13.73 | 13.63 | 13.34 | |
| | | Stride length (m) | 5.62 | 5.57 | 5.79 | 5.97 | 5.80 | 5.64 | 5.79 | 5.61 | 5.58 | 5.84 | 5.72 | |
| | | Stride duration (s) | 0.414 | 0.438 | 0.431 | 0.435 | 0.440 | 0.445 | 0.439 | 0.403 | 0.406 | 0.429 | 0.429 | |
| | | Stride efficiency (%) | 49.43 | 48.43 | 52.47 | 55.75 | 52.62 | 49.73 | 52.39 | 49.11 | 48.62 | 53.38 | 51.13 | |
| | | Stride count | 32.00 | 35.93 | 34.52 | 33.48 | 34.47 | 35.45 | 34.54 | 35.68 | 35.85 | 34.22 | 346.14 | |



Note: Horizontal distance axis grid lines are 200m furlongs.

Disclaimer.

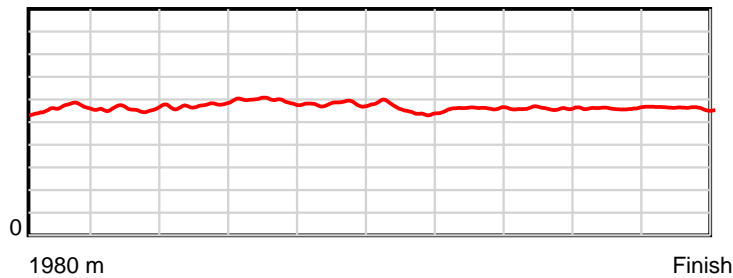
HRNZ and NZMTC and Thoroughbred Ratings Pty Ltd accepts no responsibility for the completeness or accuracy of any of the information contained herein, and makes no representations about its suitability for any particular purpose. Users should make their own judgements about those matters and/or seek independent advice. You assume all risks associated with use of the data provided on this page.

Race Results

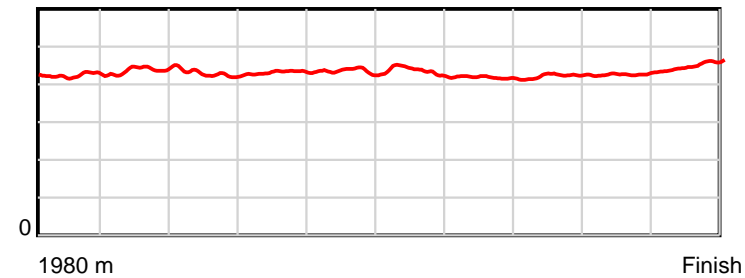
May 29, 2020, Race 8, DUNSTAN SWEETMIX MOBILE PACE, Distance 1980m, Addington - Survey 1980m

| Result | TAB no. | Horse (Barrier) | 1980 to | 1800m to | 1600m to | 1400m to | 1200m to | 1000m to | 800m to | 600m to | 400m to | 200m to | Total or | Margin |
|--------|---------|------------------------------|---------|----------|----------|----------|----------|----------|---------|---------|---------|---------|----------|--------|
| 8th | 7 | Doubt I'm Drea... (6) | 1800m | 1600m | 1400m | 1200m | 1000m | 800m | 600m | 400m | 200m | WP | Average | |
| | | Position in running (margin) | - | 8(8.2) | 9(13.3) | 10(15.7) | 10(15.6) | 9(14.7) | 8(11.3) | 8(8.6) | 8(8.8) | 8(14.2) | | 25.50 |
| | | Sectional time (s) | 13.36 | 16.20 | 15.07 | 14.52 | 15.19 | 15.70 | 14.91 | 15.11 | 15.18 | 16.20 | | |
| | | Cumulative time (s) | 151.44 | 138.08 | 121.88 | 106.81 | 92.29 | 77.10 | 61.40 | 46.49 | 31.38 | 16.20 | 2:31.44 | |
| | | Speed (m/s) | 13.47 | 12.35 | 13.27 | 13.77 | 13.17 | 12.74 | 13.41 | 13.24 | 13.18 | 12.35 | 13.07 | |
| | | Stride length (m) | 5.63 | 5.40 | 5.68 | 5.95 | 5.72 | 5.55 | 5.60 | 5.60 | 5.62 | 5.57 | 5.63 | |
| | | Stride duration (s) | 0.424 | 0.438 | 0.428 | 0.432 | 0.435 | 0.435 | 0.418 | 0.423 | 0.427 | 0.452 | 0.431 | |
| | | Stride efficiency (%) | 49.46 | 45.63 | 50.46 | 55.29 | 51.15 | 48.11 | 49.07 | 48.95 | 49.36 | 48.55 | 49.53 | |
| | | Stride count | 31.99 | 37.01 | 35.19 | 33.62 | 34.96 | 36.04 | 35.69 | 35.73 | 35.59 | 35.88 | 351.70 | |

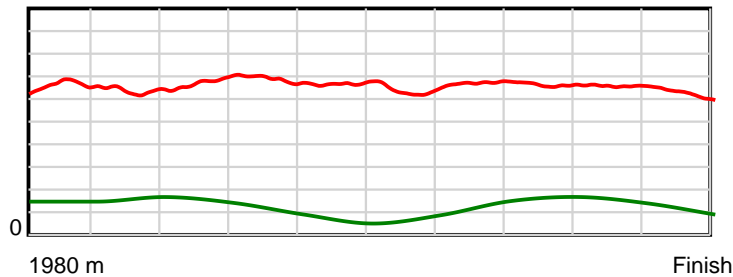
10 m Stride length



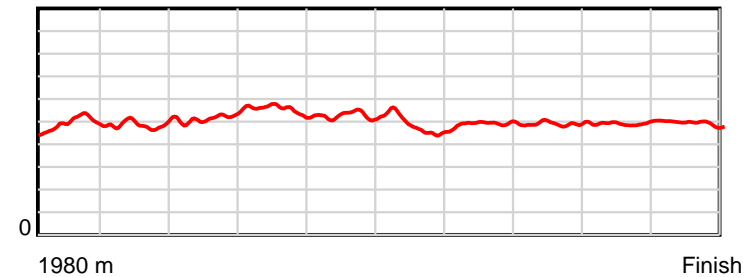
0.6 s Stride duration



20 m/sec Speed



100 % Stride efficiency



Note: Horizontal distance axis grid lines are 200m furlongs.

Disclaimer.

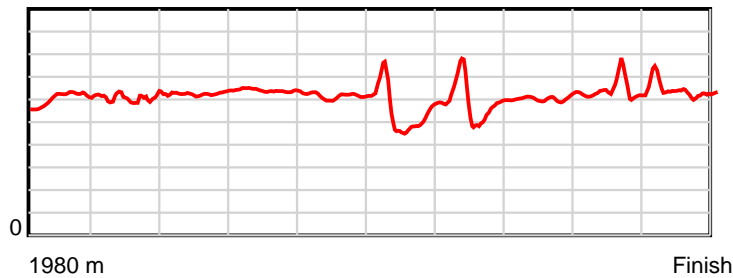
HRNZ and NZMTC and Thoroughbred Ratings Pty Ltd accepts no responsibility for the completeness or accuracy of any of the information contained herein, and makes no representations about its suitability for any particular purpose. Users should make their own judgements about those matters and/or seek independent advice. You assume all risks associated with use of the data provided on this page.

Race Results

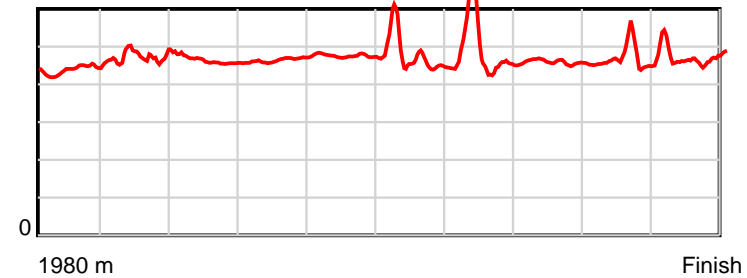
May 29, 2020, Race 8, DUNSTAN SWEETMIX MOBILE PACE, Distance 1980m, Addington - Survey 1980m

| Result | TAB no. | Horse (Barrier) | 1980 to | 1800m to | 1600m to | 1400m to | 1200m to | 1000m to | 800m to | 600m to | 400m to | 200m to | Total or | Margin |
|--------|---------|------------------------------|--------------|--------------|--------------|--------------|--------------|-------------|-------------|-------------|-------------|-----------|----------------|--------|
| 9th | 4 | Kowhai Shadow (4) | 1800m | 1600m | 1400m | 1200m | 1000m | 800m | 600m | 400m | 200m | WP | Average | |
| | | Position in running (margin) | - | 3(4.9) | 6(7.6) | 6(8.1) | 5(7.4) | 5(4.8) | 9(17.2) | 10(25.5) | 10(28.2) | 10(30.0) | | 33.80 |
| | | Sectional time (s) | 13.02 | 15.80 | 14.75 | 14.44 | 14.90 | 18.33 | 16.73 | 15.54 | 14.57 | 14.85 | | |
| | | Cumulative time (s) | 152.93 | 139.91 | 124.11 | 109.36 | 94.92 | 80.02 | 61.69 | 44.96 | 29.42 | 14.85 | 2:32.93 | |
| | | Speed (m/s) | 13.82 | 12.66 | 13.56 | 13.85 | 13.42 | 10.91 | 11.95 | 12.87 | 13.73 | 13.47 | 12.95 | |
| | | Stride length (m) | 6.04 | 5.57 | 6.19 | 6.42 | 6.37 | 5.10 | 5.67 | 5.89 | 6.24 | 6.16 | 5.94 | |
| | | Stride duration (s) | 0.436 | 0.440 | 0.457 | 0.464 | 0.474 | 0.468 | 0.474 | 0.458 | 0.455 | 0.458 | 0.459 | |
| | | Stride efficiency (%) | 57.04 | 48.48 | 59.89 | 64.48 | 63.40 | 40.67 | 50.15 | 54.28 | 60.91 | 59.34 | 55.09 | |
| | | Stride count | 29.79 | 35.91 | 32.31 | 31.14 | 31.40 | 39.21 | 35.30 | 33.93 | 32.03 | 32.46 | 333.48 | |

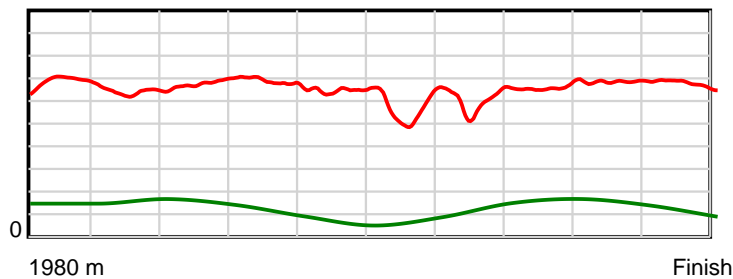
10 m Stride length



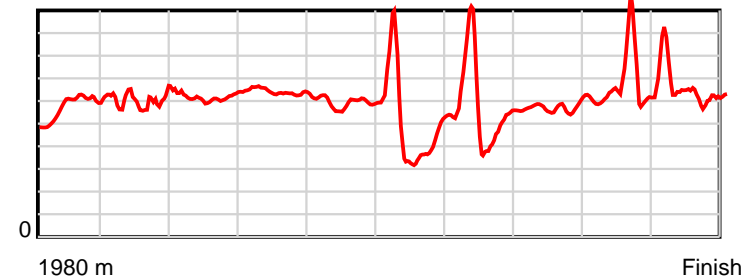
0.6 s Stride duration



20 m/sec Speed



100 % Stride efficiency



Note: Horizontal distance axis grid lines are 200m furlongs.

Disclaimer.

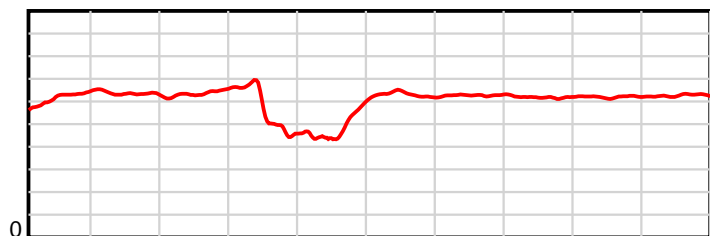
HRNZ and NZMTC and Thoroughbred Ratings Pty Ltd accepts no responsibility for the completeness or accuracy of any of the information contained herein, and makes no representations about its suitability for any particular purpose. Users should make their own judgements about those matters and/or seek independent advice. You assume all risks associated with use of the data provided on this page.

Race Results

May 29, 2020, Race 8, DUNSTAN SWEETMIX MOBILE PACE, Distance 1980m, Addington - Survey 1980m

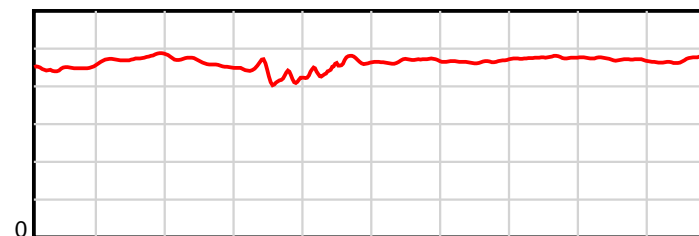
| Result | TAB no. | Horse (Barrier) | 1980 to | 1800m to | 1600m to | 1400m to | 1200m to | 1000m to | 800m to | 600m to | 400m to | 200m to | Total or | Margin |
|--------|---------|------------------------------|---------|----------|----------|----------|----------|----------|----------|---------|---------|---------|----------|--------|
| 10th | 10 | Lizzie Richter (8) | 1800m | 1600m | 1400m | 1200m | 1000m | 800m | 600m | 400m | 200m | WP | Average | |
| | | Position in running (margin) | - | 7(7.4) | 5(6.4) | 5(5.4) | 7(12.5) | 10(32.6) | 10(24.7) | 9(21.7) | 9(23.4) | 9(29.2) | | 34.20 |
| | | Sectional time (s) | 13.37 | 15.19 | 14.49 | 15.74 | 18.68 | 14.95 | 14.85 | 15.37 | 15.23 | 15.13 | | |
| | | Cumulative time (s) | 153.00 | 139.63 | 124.44 | 109.95 | 94.21 | 75.53 | 60.58 | 45.73 | 30.36 | 15.13 | 2:33.00 | |
| | | Speed (m/s) | 13.46 | 13.17 | 13.80 | 12.71 | 10.71 | 13.38 | 13.47 | 13.01 | 13.13 | 13.22 | 12.94 | |
| | | Stride length (m) | 6.18 | 6.27 | 6.38 | 5.46 | 4.83 | 6.26 | 6.29 | 6.19 | 6.19 | 6.27 | 5.99 | |
| | | Stride duration (s) | 0.448 | 0.476 | 0.462 | 0.429 | 0.452 | 0.468 | 0.467 | 0.476 | 0.471 | 0.474 | 0.463 | |
| | | Stride efficiency (%) | 59.70 | 61.48 | 63.54 | 46.52 | 36.51 | 61.25 | 61.77 | 59.95 | 59.79 | 61.35 | 56.02 | |
| | | Stride count | 29.12 | 31.89 | 31.36 | 36.66 | 41.38 | 31.94 | 31.81 | 32.29 | 32.33 | 31.92 | 330.70 | |

10 m Stride length



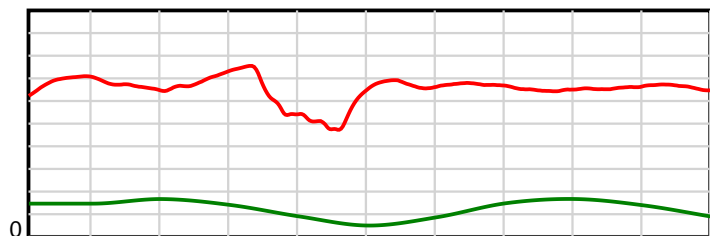
1980 m Finish

0.6 s Stride duration



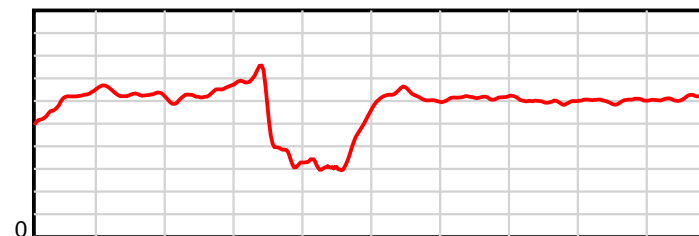
1980 m Finish

20 m/sec Speed



1980 m Finish

100 % Stride efficiency



1980 m Finish

Note: Horizontal distance axis grid lines are 200m furlongs.

Disclaimer.

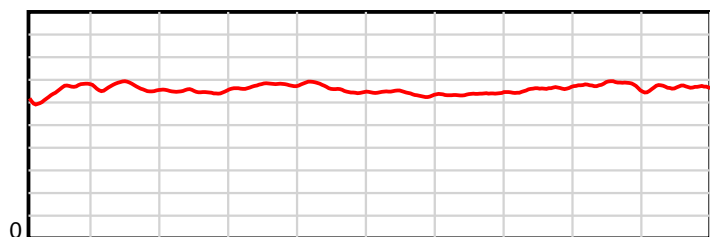
HRNZ and NZMTC and Thoroughbred Ratings Pty Ltd accepts no responsibility for the completeness or accuracy of any of the information contained herein, and makes no representations about its suitability for any particular purpose. Users should make their own judgements about those matters and/or seek independent advice. You assume all risks associated with use of the data provided on this page.

Race Results

May 29, 2020, Race 9, DUNSTAN ATHLETE MOBILE PACE, Distance 1980m, Addington - Survey 1980m

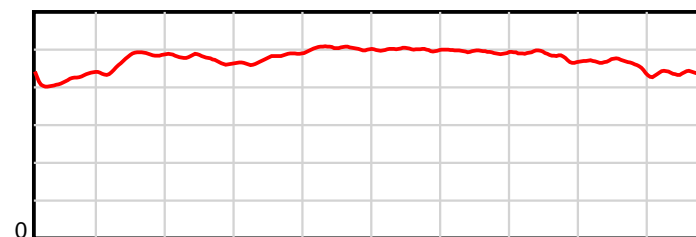
| Result | TAB no. | Horse (Barrier) | 1980 to | 1800m to | 1600m to | 1400m to | 1200m to | 1000m to | 800m to | 600m to | 400m to | 200m to | Total or | Margin |
|--------|---------|------------------------------|---------|----------|----------|----------|----------|----------|---------|---------|---------|---------|----------|--------|
| 1st | 6 | Dadndave (6) | 1800m | 1600m | 1400m | 1200m | 1000m | 800m | 600m | 400m | 200m | WP | Average | |
| | | Position in running (margin) | - | 1(0.0) | 1(0.0) | 1(0.0) | 3(2.0) | 3(2.4) | 3(2.1) | 3(1.8) | 3(1.6) | 3(1.4) | | 0.00 |
| | | Sectional time (s) | 11.72 | 14.35 | 14.85 | 14.35 | 15.48 | 15.82 | 15.59 | 14.83 | 13.83 | 13.41 | | |
| | | Cumulative time (s) | 144.23 | 132.51 | 118.16 | 103.31 | 88.96 | 73.48 | 57.66 | 42.07 | 27.24 | 13.41 | 2:24.23 | |
| | | Speed (m/s) | 15.36 | 13.94 | 13.47 | 13.94 | 12.92 | 12.64 | 12.83 | 13.49 | 14.46 | 14.91 | 13.73 | |
| | | Stride length (m) | 6.45 | 6.62 | 6.40 | 6.67 | 6.51 | 6.33 | 6.34 | 6.52 | 6.66 | 6.58 | 6.51 | |
| | | Stride duration (s) | 0.421 | 0.475 | 0.475 | 0.479 | 0.504 | 0.500 | 0.494 | 0.483 | 0.461 | 0.441 | 0.474 | |
| | | Stride efficiency (%) | 65.08 | 68.43 | 64.03 | 69.60 | 66.20 | 62.52 | 62.87 | 66.38 | 69.35 | 67.57 | 66.14 | |
| | | Stride count | 27.89 | 30.22 | 31.25 | 29.97 | 30.73 | 31.62 | 31.53 | 30.69 | 30.02 | 30.42 | 304.34 | |

10 m Stride length



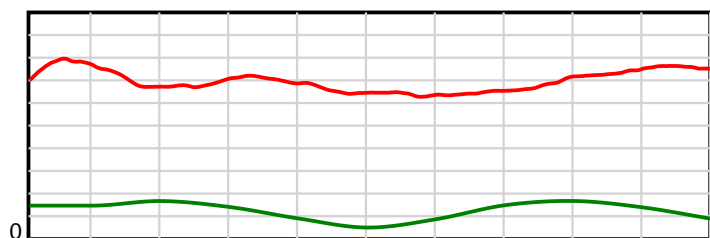
1980 m Finish

0.6 s Stride duration



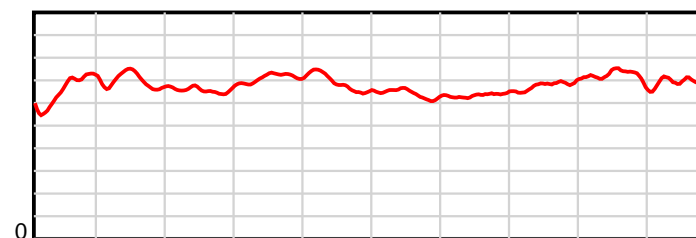
1980 m Finish

20 m/sec Speed



1980 m Finish

100 % Stride efficiency



1980 m Finish

Note: Horizontal distance axis grid lines are 200m furlongs.

Disclaimer.

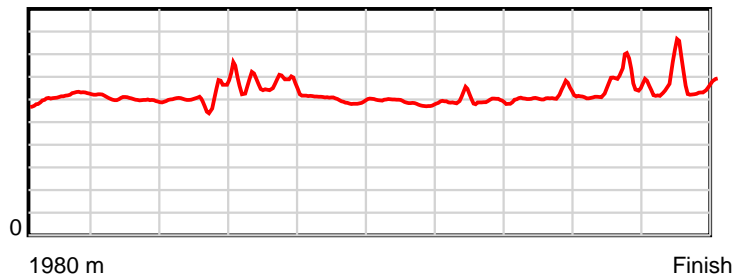
HRNZ and NZMTC and Thoroughbred Ratings Pty Ltd accepts no responsibility for the completeness or accuracy of any of the information contained herein, and makes no representations about its suitability for any particular purpose. Users should make their own judgements about those matters and/or seek independent advice. You assume all risks associated with use of the data provided on this page.

Race Results

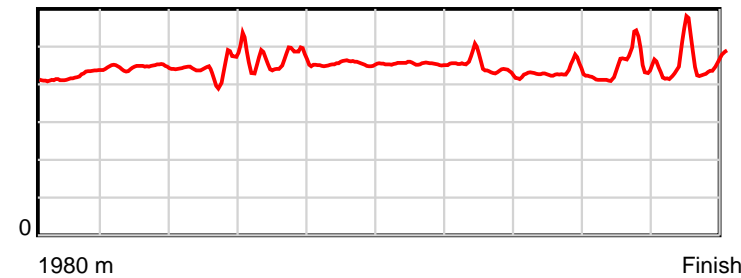
May 29, 2020, Race 9, DUNSTAN ATHLETE MOBILE PACE, Distance 1980m, Addington - Survey 1980m

| Result | TAB no. | Horse (Barrier) | 1980 to | 1800m to | 1600m to | 1400m to | 1200m to | 1000m to | 800m to | 600m to | 400m to | 200m to | Total or | Margin |
|--------|---------|------------------------------|--------------|--------------|--------------|--------------|--------------|-------------|-------------|-------------|-------------|-----------|----------------|--------|
| 2nd | 2 | Doctor Tim (2) | 1800m | 1600m | 1400m | 1200m | 1000m | 800m | 600m | 400m | 200m | WP | Average | |
| | | Position in running (margin) | - | 8(4.3) | 9(8.9) | 9(7.8) | 8(7.1) | 8(7.7) | 9(7.7) | 5(3.3) | 2(1.3) | 1(0.0) | | 0.20 |
| | | Sectional time (s) | 12.38 | 15.12 | 14.66 | 13.91 | 15.50 | 15.89 | 14.90 | 14.52 | 13.65 | 13.72 | | |
| | | Cumulative time (s) | 144.25 | 131.87 | 116.75 | 102.09 | 88.18 | 72.68 | 56.79 | 41.89 | 27.37 | 13.72 | 2:24.25 | |
| | | Speed (m/s) | 14.54 | 13.23 | 13.64 | 14.38 | 12.90 | 12.59 | 13.42 | 13.77 | 14.65 | 14.58 | 13.73 | |
| | | Stride length (m) | 6.10 | 5.90 | 6.04 | 6.53 | 5.86 | 5.71 | 5.95 | 5.93 | 6.33 | 6.62 | 6.08 | |
| | | Stride duration (s) | 0.421 | 0.446 | 0.443 | 0.454 | 0.454 | 0.453 | 0.443 | 0.430 | 0.432 | 0.454 | 0.443 | |
| | | Stride efficiency (%) | 58.19 | 54.33 | 56.99 | 66.68 | 53.68 | 50.91 | 55.25 | 54.92 | 62.66 | 68.39 | 57.82 | |
| | | Stride count | 29.50 | 33.92 | 33.12 | 30.62 | 34.12 | 35.04 | 33.63 | 33.74 | 31.58 | 30.23 | 325.50 | |

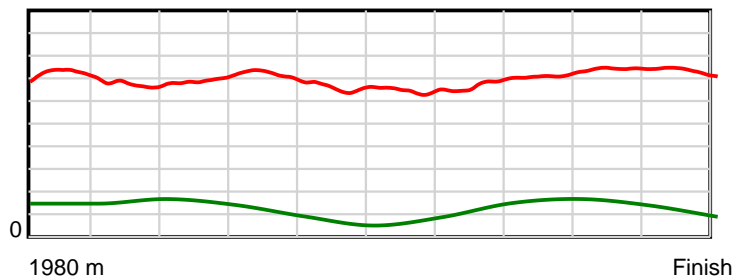
10 m Stride length



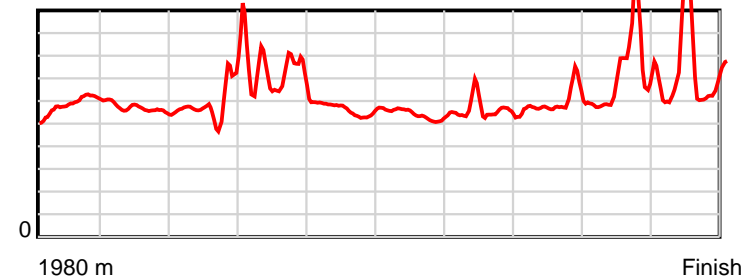
0.6 s Stride duration



20 m/sec Speed



100 % Stride efficiency



Note: Horizontal distance axis grid lines are 200m furlongs.

Disclaimer.

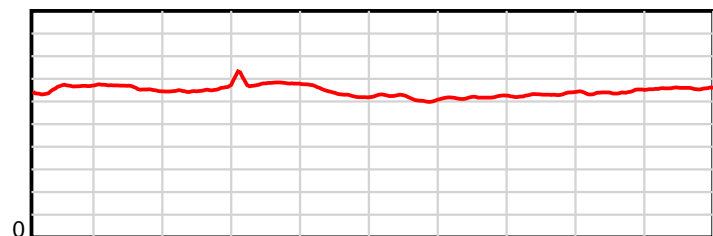
HRNZ and NZMTC and Thoroughbred Ratings Pty Ltd accepts no responsibility for the completeness or accuracy of any of the information contained herein, and makes no representations about its suitability for any particular purpose. Users should make their own judgements about those matters and/or seek independent advice. You assume all risks associated with use of the data provided on this page.

Race Results

May 29, 2020, Race 9, DUNSTAN ATHLETE MOBILE PACE, Distance 1980m, Addington - Survey 1980m

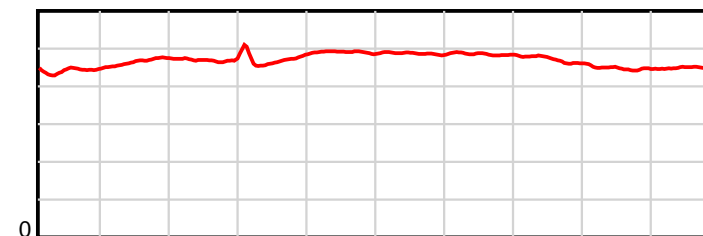
| Result | TAB no. | Horse (Barrier) | 1980 to | 1800m to | 1600m to | 1400m to | 1200m to | 1000m to | 800m to | 600m to | 400m to | 200m to | Total or | Margin |
|--------|---------|------------------------------|--------------|--------------|--------------|--------------|--------------|-------------|-------------|-------------|-------------|-----------|----------------|--------|
| 3rd | 9 | Nandolo (9) | 1800m | 1600m | 1400m | 1200m | 1000m | 800m | 600m | 400m | 200m | WP | Average | |
| | | Position in running (margin) | - | 4(2.0) | 2(2.4) | 2(0.9) | 1(0.0) | 1(0.0) | 1(0.0) | 1(0.0) | 1(0.0) | 2(0.3) | | 0.50 |
| | | Sectional time (s) | 12.19 | 14.42 | 14.59 | 13.87 | 15.41 | 15.88 | 15.64 | 14.86 | 13.91 | 13.55 | | |
| | | Cumulative time (s) | 144.32 | 132.13 | 117.71 | 103.12 | 89.25 | 73.84 | 57.96 | 42.32 | 27.46 | 13.55 | 2:24.32 | |
| | | Speed (m/s) | 14.76 | 13.87 | 13.71 | 14.42 | 12.98 | 12.59 | 12.79 | 13.46 | 14.38 | 14.76 | 13.72 | |
| | | Stride length (m) | 6.60 | 6.46 | 6.48 | 6.75 | 6.37 | 6.13 | 6.20 | 6.33 | 6.42 | 6.67 | 6.44 | |
| | | Stride duration (s) | 0.442 | 0.466 | 0.473 | 0.468 | 0.491 | 0.487 | 0.485 | 0.470 | 0.447 | 0.451 | 0.469 | |
| | | Stride efficiency (%) | 68.15 | 65.28 | 65.71 | 71.24 | 63.35 | 58.81 | 60.14 | 62.56 | 64.50 | 69.42 | 64.72 | |
| | | Stride count | 27.26 | 30.94 | 30.84 | 29.62 | 31.41 | 32.60 | 32.24 | 31.61 | 31.13 | 30.01 | 307.66 | |

10 m Stride length



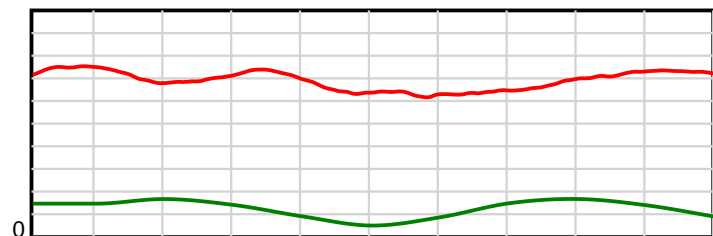
1980 m Finish

0.6 s Stride duration



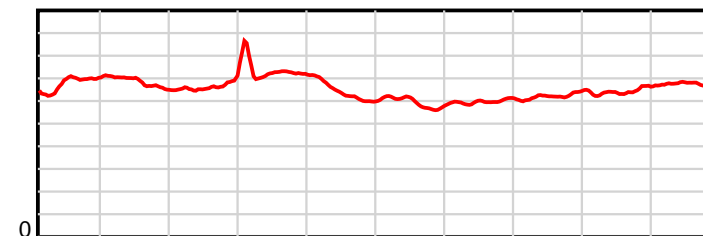
1980 m Finish

20 m/sec Speed



1980 m Finish

100 % Stride efficiency



1980 m Finish

Note: Horizontal distance axis grid lines are 200m furlongs.

Disclaimer.

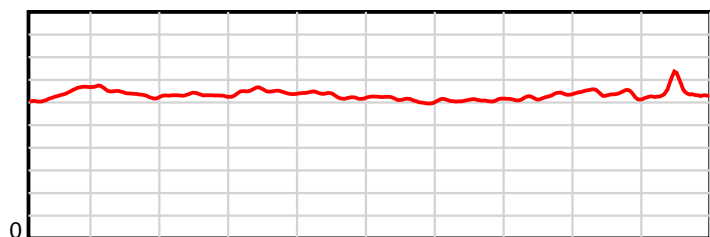
HRNZ and NZMTC and Thoroughbred Ratings Pty Ltd accepts no responsibility for the completeness or accuracy of any of the information contained herein, and makes no representations about its suitability for any particular purpose. Users should make their own judgements about those matters and/or seek independent advice. You assume all risks associated with use of the data provided on this page.

Race Results

May 29, 2020, Race 9, DUNSTAN ATHLETE MOBILE PACE, Distance 1980m, Addington - Survey 1980m

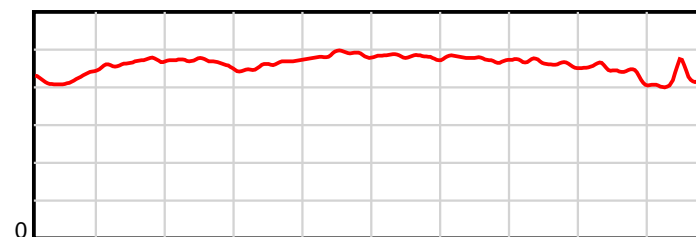
| Result | TAB no. | Horse (Barrier) | 1980 to | 1800m to | 1600m to | 1400m to | 1200m to | 1000m to | 800m to | 600m to | 400m to | 200m to | Total or | Margin |
|--------|---------|------------------------------|--------------|--------------|--------------|--------------|--------------|-------------|-------------|-------------|-------------|-----------|----------------|--------|
| 4th | 10 | Nui Ba Den (10) | 1800m | 1600m | 1400m | 1200m | 1000m | 800m | 600m | 400m | 200m | WP | Average | |
| | | Position in running (margin) | - | 6(2.9) | 4(4.6) | 6(3.9) | 7(5.4) | 7(5.8) | 6(5.4) | 8(5.4) | 9(5.4) | 7(4.5) | | 0.80 |
| | | Sectional time (s) | 12.38 | 14.65 | 14.72 | 14.26 | 15.49 | 15.80 | 15.64 | 14.85 | 13.72 | 12.85 | | |
| | | Cumulative time (s) | 144.36 | 131.98 | 117.33 | 102.61 | 88.35 | 72.86 | 57.06 | 41.42 | 26.57 | 12.85 | 2:24.36 | |
| | | Speed (m/s) | 14.54 | 13.65 | 13.59 | 14.03 | 12.91 | 12.66 | 12.79 | 13.47 | 14.58 | 15.56 | 13.72 | |
| | | Stride length (m) | 6.37 | 6.38 | 6.34 | 6.46 | 6.27 | 6.09 | 6.09 | 6.25 | 6.42 | 6.52 | 6.32 | |
| | | Stride duration (s) | 0.422 | 0.467 | 0.466 | 0.461 | 0.486 | 0.481 | 0.476 | 0.464 | 0.440 | 0.419 | 0.460 | |
| | | Stride efficiency (%) | 63.48 | 63.64 | 62.71 | 65.29 | 61.52 | 58.01 | 57.88 | 61.04 | 64.33 | 66.43 | 62.34 | |
| | | Stride count | 28.24 | 31.34 | 31.57 | 30.94 | 31.87 | 32.83 | 32.86 | 32.00 | 31.17 | 30.67 | 313.49 | |

10 m Stride length



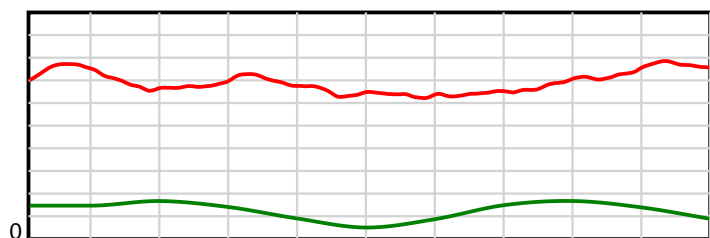
1980 m Finish

0.6 s Stride duration



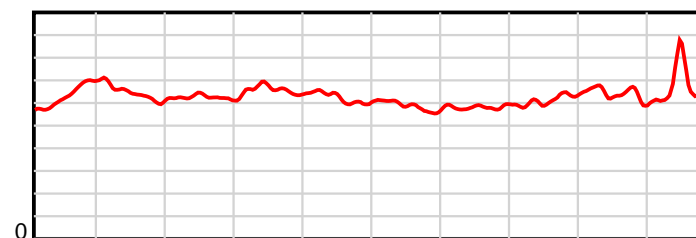
1980 m Finish

20 m/sec Speed



1980 m Finish

100 % Stride efficiency



1980 m Finish

Note: Horizontal distance axis grid lines are 200m furlongs.

Disclaimer.

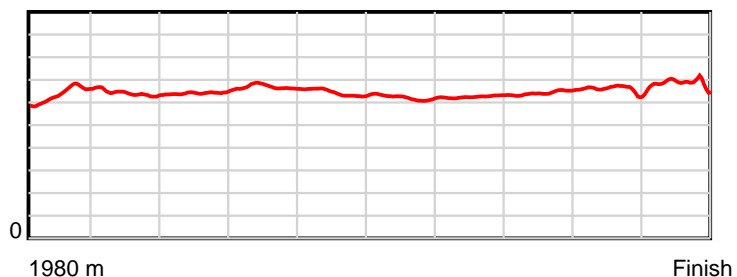
HRNZ and NZMTC and Thoroughbred Ratings Pty Ltd accepts no responsibility for the completeness or accuracy of any of the information contained herein, and makes no representations about its suitability for any particular purpose. Users should make their own judgements about those matters and/or seek independent advice. You assume all risks associated with use of the data provided on this page.

Race Results

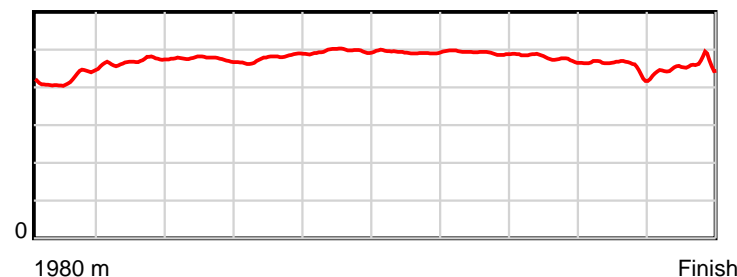
May 29, 2020, Race 9, DUNSTAN ATHLETE MOBILE PACE, Distance 1980m, Addington - Survey 1980m

| Result | TAB no. | Horse (Barrier) | 1980 to | 1800m to | 1600m to | 1400m to | 1200m to | 1000m to | 800m to | 600m to | 400m to | 200m to | Total or | Margin |
|--------|---------|------------------------------|---------|----------|----------|----------|----------|----------|---------|---------|---------|---------|----------|--------|
| 5th | 1 | Mossdale Art (1) | 1800m | 1600m | 1400m | 1200m | 1000m | 800m | 600m | 400m | 200m | WP | Average | |
| | | Position in running (margin) | - | 2(0.8) | 3(3.3) | 3(2.4) | 5(3.9) | 4(3.8) | 5(3.9) | 6(3.7) | 6(3.7) | 5(2.9) | | 1.20 |
| | | Sectional time (s) | 11.79 | 14.76 | 14.70 | 14.27 | 15.38 | 15.90 | 15.59 | 14.86 | 13.74 | 13.44 | | |
| | | Cumulative time (s) | 144.43 | 132.64 | 117.88 | 103.18 | 88.91 | 73.53 | 57.63 | 42.04 | 27.18 | 13.44 | 2:24.43 | |
| | | Speed (m/s) | 15.26 | 13.55 | 13.61 | 14.02 | 13.00 | 12.58 | 12.83 | 13.46 | 14.56 | 14.88 | 13.71 | |
| | | Stride length (m) | 6.41 | 6.36 | 6.47 | 6.71 | 6.46 | 6.20 | 6.31 | 6.43 | 6.63 | 6.76 | 6.47 | |
| | | Stride duration (s) | 0.423 | 0.470 | 0.476 | 0.479 | 0.497 | 0.493 | 0.492 | 0.478 | 0.455 | 0.454 | 0.472 | |
| | | Stride efficiency (%) | 64.24 | 63.27 | 65.42 | 70.34 | 65.12 | 60.10 | 62.19 | 64.61 | 68.66 | 71.49 | 65.43 | |
| | | Stride count | 28.07 | 31.43 | 30.91 | 29.81 | 30.98 | 32.25 | 31.70 | 31.10 | 30.17 | 29.57 | 305.99 | |

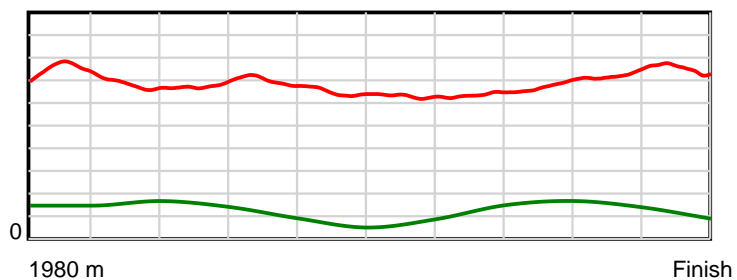
10 m Stride length



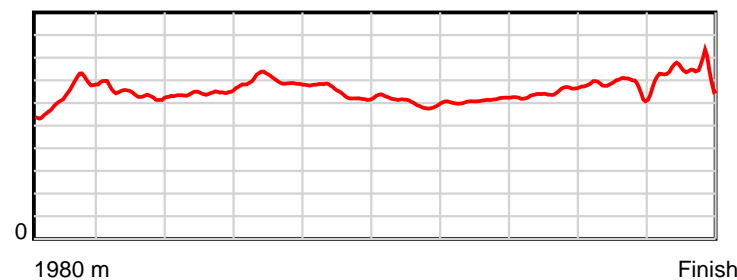
0.6 s Stride duration



20 m/sec Speed



100 % Stride efficiency



Note: Horizontal distance axis grid lines are 200m furlongs.

Disclaimer.

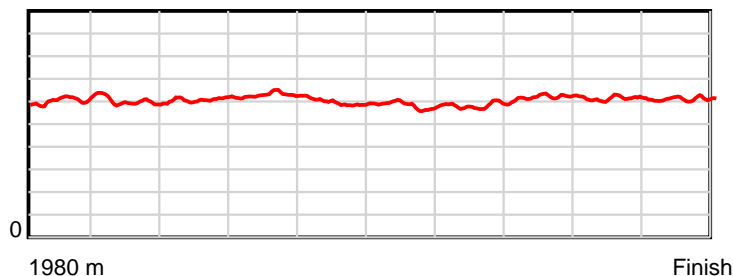
HRNZ and NZMTC and Thoroughbred Ratings Pty Ltd accepts no responsibility for the completeness or accuracy of any of the information contained herein, and makes no representations about its suitability for any particular purpose. Users should make their own judgements about those matters and/or seek independent advice. You assume all risks associated with use of the data provided on this page.

Race Results

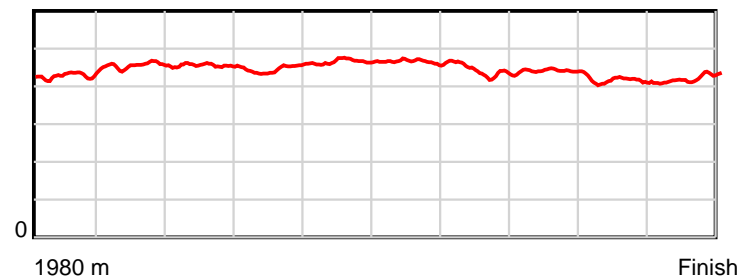
May 29, 2020, Race 9, DUNSTAN ATHLETE MOBILE PACE, Distance 1980m, Addington - Survey 1980m

| Result | TAB no. | Horse (Barrier) | 1980 to | 1800m to | 1600m to | 1400m to | 1200m to | 1000m to | 800m to | 600m to | 400m to | 200m to | Total or | Margin |
|--------|---------|------------------------------|--------------|--------------|--------------|--------------|--------------|-------------|-------------|-------------|-------------|-----------|----------------|--------|
| 6th | 7 | Cast No Shadow (7) | 1800m | 1600m | 1400m | 1200m | 1000m | 800m | 600m | 400m | 200m | WP | Average | |
| | | Position in running (margin) | - | 10(6.5) | 11(10.5) | 11(10.1) | 10(9.3) | 11(9.8) | 11(9.8) | 9(5.7) | 5(3.3) | 4(1.7) | | 1.50 |
| | | Sectional time (s) | 12.55 | 15.02 | 14.79 | 13.87 | 15.50 | 15.88 | 14.95 | 14.46 | 13.60 | 13.88 | | |
| | | Cumulative time (s) | 144.50 | 131.95 | 116.93 | 102.14 | 88.27 | 72.77 | 56.89 | 41.94 | 27.48 | 13.88 | 2:24.50 | |
| | | Speed (m/s) | 14.34 | 13.32 | 13.52 | 14.42 | 12.90 | 12.59 | 13.38 | 13.83 | 14.71 | 14.41 | 13.70 | |
| | | Stride length (m) | 6.03 | 6.07 | 6.13 | 6.42 | 6.00 | 5.85 | 5.89 | 6.10 | 6.05 | 6.06 | 6.06 | |
| | | Stride duration (s) | 0.427 | 0.456 | 0.453 | 0.445 | 0.465 | 0.465 | 0.440 | 0.441 | 0.412 | 0.421 | 0.442 | |
| | | Stride efficiency (%) | 56.83 | 57.52 | 58.65 | 64.34 | 56.18 | 53.51 | 54.19 | 58.10 | 57.22 | 57.45 | 57.31 | |
| | | Stride count | 29.85 | 32.96 | 32.65 | 31.17 | 33.36 | 34.18 | 33.96 | 32.80 | 33.05 | 32.98 | 326.96 | |

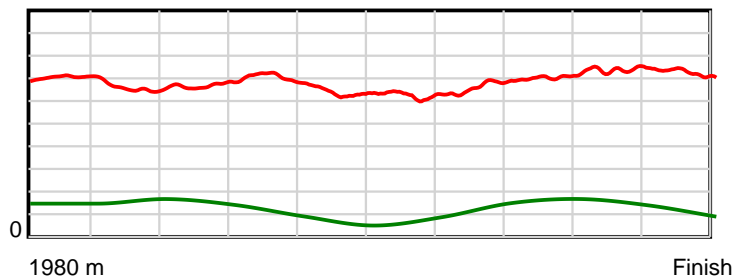
10 m Stride length



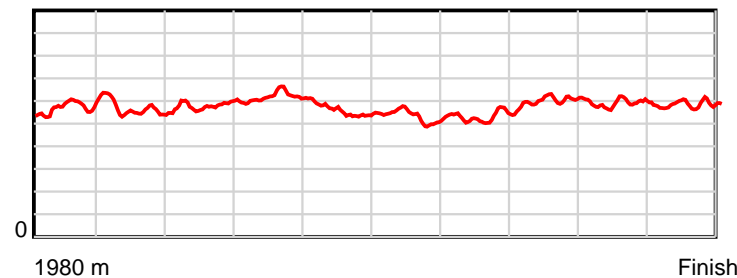
0.6 s Stride duration



20 m/sec Speed



100 % Stride efficiency



Note: Horizontal distance axis grid lines are 200m furlongs.

Disclaimer.

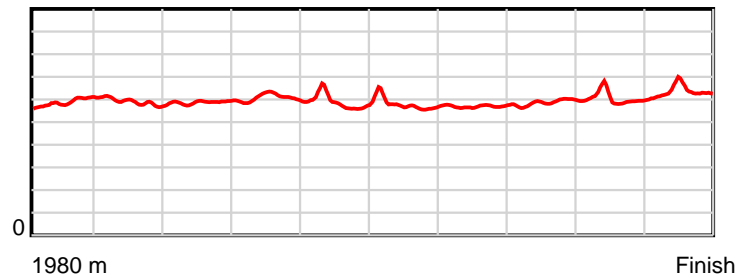
HRNZ and NZMTC and Thoroughbred Ratings Pty Ltd accepts no responsibility for the completeness or accuracy of any of the information contained herein, and makes no representations about its suitability for any particular purpose. Users should make their own judgements about those matters and/or seek independent advice. You assume all risks associated with use of the data provided on this page.

Race Results

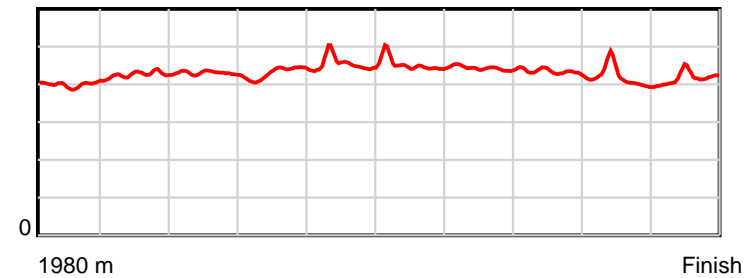
May 29, 2020, Race 9, DUNSTAN ATHLETE MOBILE PACE, Distance 1980m, Addington - Survey 1980m

| Result | TAB no. | Horse (Barrier) | 1980 to | 1800m to | 1600m to | 1400m to | 1200m to | 1000m to | 800m to | 600m to | 400m to | 200m to | Total or | Margin |
|--------|---------|------------------------------|---------|----------|----------|----------|----------|----------|---------|---------|---------|---------|----------|--------|
| 7th | 11 | Shadow Ministe... (11) | 1800m | 1600m | 1400m | 1200m | 1000m | 800m | 600m | 400m | 200m | WP | Average | |
| | | Position in running (margin) | - | 9(5.3) | 8(6.8) | 8(5.8) | 9(7.3) | 9(7.8) | 8(7.3) | 10(6.8) | 12(7.1) | 8(6.8) | | 3.80 |
| | | Sectional time (s) | 12.62 | 14.61 | 14.67 | 14.27 | 15.50 | 15.78 | 15.56 | 14.91 | 13.81 | 13.17 | | |
| | | Cumulative time (s) | 144.90 | 132.28 | 117.67 | 103.00 | 88.73 | 73.23 | 57.45 | 41.89 | 26.98 | 13.17 | 2:24.90 | |
| | | Speed (m/s) | 14.26 | 13.69 | 13.63 | 14.02 | 12.90 | 12.67 | 12.85 | 13.41 | 14.48 | 15.19 | 13.66 | |
| | | Stride length (m) | 5.86 | 5.84 | 5.87 | 6.04 | 5.83 | 5.70 | 5.70 | 5.81 | 6.03 | 6.32 | 5.89 | |
| | | Stride duration (s) | 0.399 | 0.426 | 0.431 | 0.431 | 0.452 | 0.450 | 0.443 | 0.433 | 0.416 | 0.416 | 0.431 | |
| | | Stride efficiency (%) | 53.62 | 53.22 | 53.83 | 56.94 | 53.15 | 50.77 | 50.72 | 52.71 | 56.74 | 62.32 | 54.27 | |
| | | Stride count | 30.73 | 34.27 | 34.08 | 33.13 | 34.29 | 35.09 | 35.10 | 34.44 | 33.19 | 31.67 | 335.99 | |

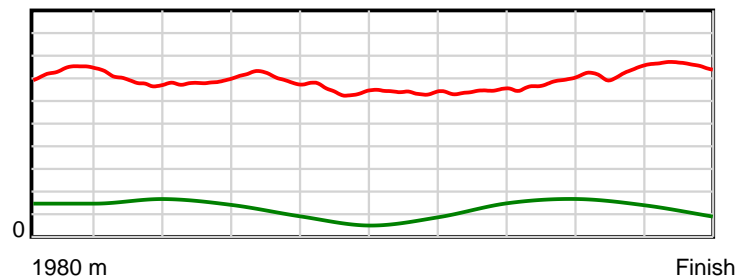
10 m Stride length



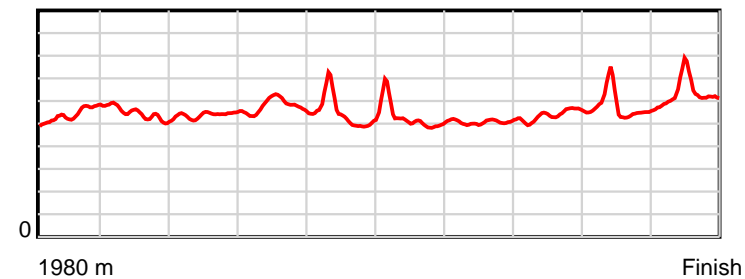
0.6 s Stride duration



20 m/sec Speed



100 % Stride efficiency



Note: Horizontal distance axis grid lines are 200m furlongs.

Disclaimer.

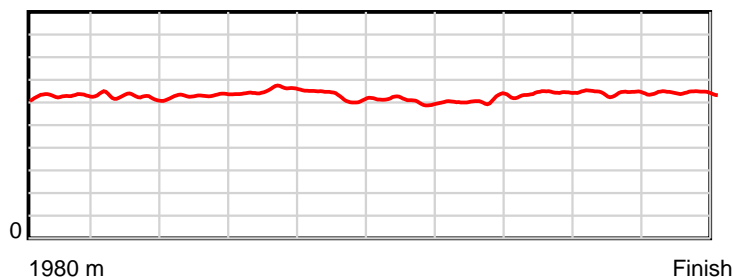
HRNZ and NZMTC and Thoroughbred Ratings Pty Ltd accepts no responsibility for the completeness or accuracy of any of the information contained herein, and makes no representations about its suitability for any particular purpose. Users should make their own judgements about those matters and/or seek independent advice. You assume all risks associated with use of the data provided on this page.

Race Results

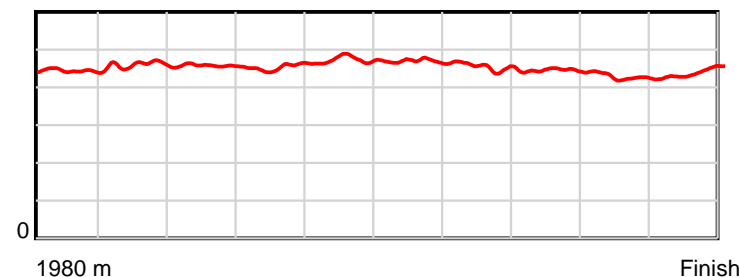
May 29, 2020, Race 9, DUNSTAN ATHLETE MOBILE PACE, Distance 1980m, Addington - Survey 1980m

| Result | TAB no. | Horse (Barrier) | 1980 to | 1800m to | 1600m to | 1400m to | 1200m to | 1000m to | 800m to | 600m to | 400m to | 200m to | Total or | Margin |
|--------|---------|------------------------------|---------|----------|----------|----------|----------|----------|----------|---------|---------|---------|----------|--------|
| 8th | 13 | Millwood Maizi... (13) | 1800m | 1600m | 1400m | 1200m | 1000m | 800m | 600m | 400m | 200m | WP | Average | |
| | | Position in running (margin) | - | 13(8.7) | 12(12.8) | 12(12.1) | 12(11.7) | 12(11.6) | 12(11.4) | 11(7.3) | 8(4.4) | 6(3.6) | | 4.10 |
| | | Sectional time (s) | 13.32 | 15.04 | 14.73 | 13.95 | 15.38 | 15.86 | 14.94 | 14.38 | 13.73 | 13.63 | | |
| | | Cumulative time (s) | 144.96 | 131.64 | 116.60 | 101.87 | 87.92 | 72.54 | 56.68 | 41.74 | 27.36 | 13.63 | 2:24.96 | |
| | | Speed (m/s) | 13.51 | 13.30 | 13.58 | 14.34 | 13.00 | 12.61 | 13.39 | 13.91 | 14.57 | 14.67 | 13.66 | |
| | | Stride length (m) | 6.27 | 6.12 | 6.21 | 6.50 | 6.15 | 5.91 | 6.08 | 6.18 | 6.22 | 6.47 | 6.21 | |
| | | Stride duration (s) | 0.444 | 0.461 | 0.458 | 0.453 | 0.473 | 0.469 | 0.455 | 0.444 | 0.427 | 0.441 | 0.454 | |
| | | Stride efficiency (%) | 61.52 | 58.61 | 60.33 | 66.04 | 59.05 | 54.66 | 57.82 | 59.69 | 60.37 | 65.34 | 60.19 | |
| | | Stride count | 28.69 | 32.66 | 32.19 | 30.77 | 32.54 | 33.82 | 32.88 | 32.36 | 32.18 | 30.93 | 319.02 | |

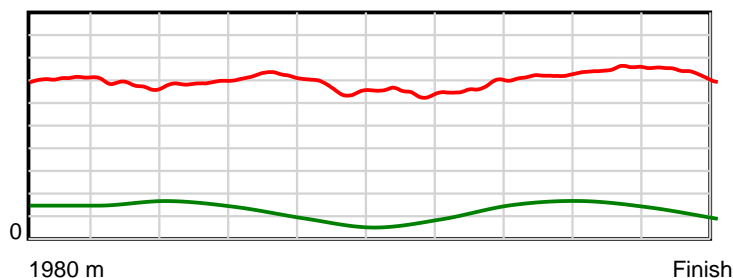
10 m Stride length



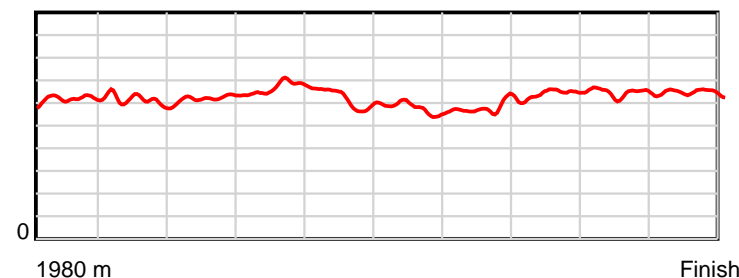
0.6 s Stride duration



20 m/sec Speed



100 % Stride efficiency



Note: Horizontal distance axis grid lines are 200m furlongs.

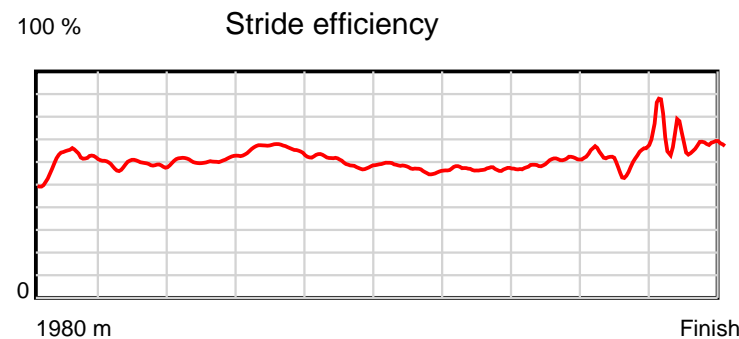
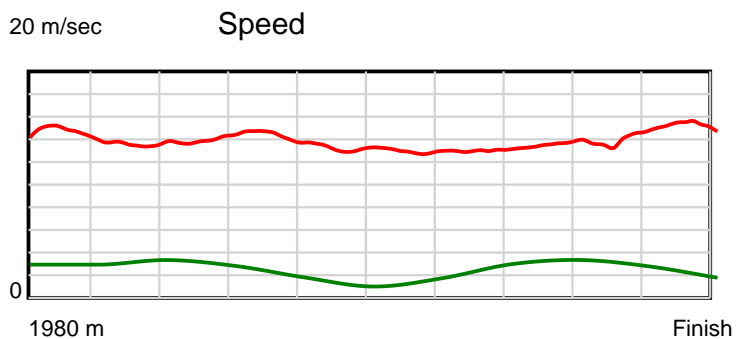
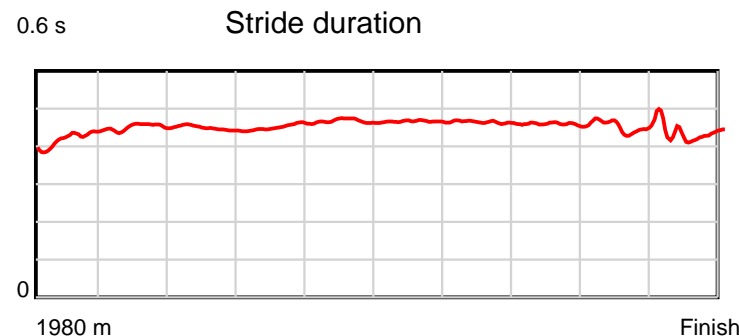
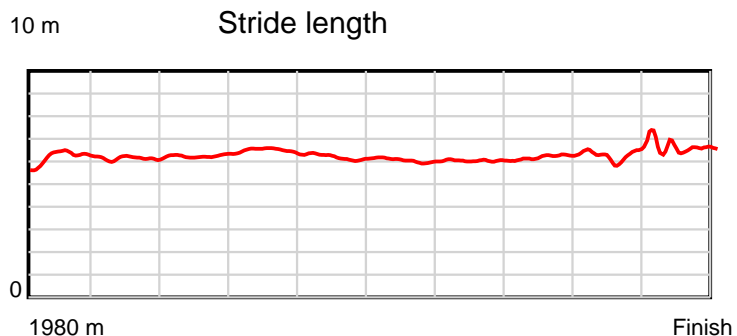
Disclaimer.

HRNZ and NZMTC and Thoroughbred Ratings Pty Ltd accepts no responsibility for the completeness or accuracy of any of the information contained herein, and makes no representations about its suitability for any particular purpose. Users should make their own judgements about those matters and/or seek independent advice. You assume all risks associated with use of the data provided on this page.

Race Results

May 29, 2020, Race 9, DUNSTAN ATHLETE MOBILE PACE, Distance 1980m, Addington - Survey 1980m

| Result | TAB no. | Horse (Barrier) | 1980 to | 1800m to | 1600m to | 1400m to | 1200m to | 1000m to | 800m to | 600m to | 400m to | 200m to | Total or | Margin |
|--------|---------|------------------------------|---------|----------|----------|----------|----------|----------|---------|---------|---------|----------|----------|--------|
| 9th | 3 | Kingmaker (3) | 1800m | 1600m | 1400m | 1200m | 1000m | 800m | 600m | 400m | 200m | WP | Average | |
| | | Position in running (margin) | - | 5(2.5) | 7(6.7) | 7(5.4) | 6(5.3) | 6(5.6) | 7(5.4) | 7(4.5) | 10(6.1) | 11(10.4) | | 6.40 |
| | | Sectional time (s) | 12.05 | 15.04 | 14.64 | 13.98 | 15.46 | 15.86 | 15.47 | 15.12 | 14.59 | 13.17 | | |
| | | Cumulative time (s) | 145.38 | 133.33 | 118.29 | 103.65 | 89.67 | 74.21 | 58.35 | 42.88 | 27.76 | 13.17 | 2:25.38 | |
| | | Speed (m/s) | 14.94 | 13.30 | 13.66 | 14.31 | 12.94 | 12.61 | 12.93 | 13.23 | 13.71 | 15.19 | 13.62 | |
| | | Stride length (m) | 6.21 | 6.00 | 6.13 | 6.46 | 6.04 | 5.87 | 6.00 | 6.07 | 6.25 | 6.48 | 6.14 | |
| | | Stride duration (s) | 0.421 | 0.451 | 0.449 | 0.451 | 0.467 | 0.466 | 0.464 | 0.459 | 0.456 | 0.426 | 0.451 | |
| | | Stride efficiency (%) | 60.25 | 56.23 | 58.72 | 65.11 | 57.01 | 53.89 | 56.25 | 57.50 | 61.06 | 65.56 | 58.98 | |
| | | Stride count | 28.99 | 33.34 | 32.63 | 30.98 | 33.11 | 34.06 | 33.34 | 32.97 | 31.99 | 30.88 | 322.29 | |



Note: Horizontal distance axis grid lines are 200m furlongs.

Disclaimer.

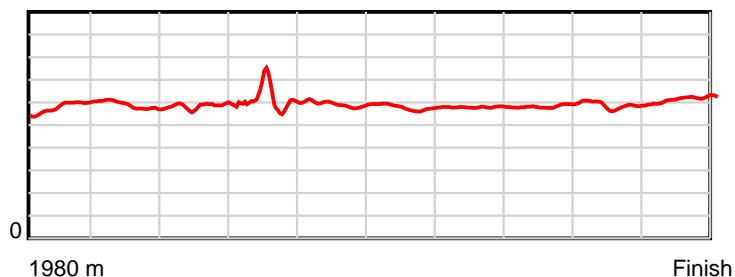
HRNZ and NZMTC and Thoroughbred Ratings Pty Ltd accepts no responsibility for the completeness or accuracy of any of the information contained herein, and makes no representations about its suitability for any particular purpose. Users should make their own judgements about those matters and/or seek independent advice. You assume all risks associated with use of the data provided on this page.

Race Results

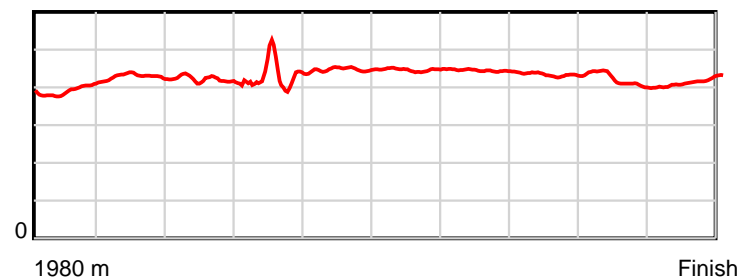
May 29, 2020, Race 9, DUNSTAN ATHLETE MOBILE PACE, Distance 1980m, Addington - Survey 1980m

| Result | TAB no. | Horse (Barrier) | 1980 to | 1800m to | 1600m to | 1400m to | 1200m to | 1000m to | 800m to | 600m to | 400m to | 200m to | Total or | Margin |
|--------|---------|------------------------------|---------|----------|----------|----------|----------|----------|---------|---------|---------|---------|----------|--------|
| 10th | 5 | Spot On (5) | 1800m | 1600m | 1400m | 1200m | 1000m | 800m | 600m | 400m | 200m | WP | Average | |
| | | Position in running (margin) | - | 3(1.8) | 5(4.9) | 5(3.2) | 4(3.5) | 5(3.9) | 4(3.8) | 4(2.6) | 7(3.7) | 9(7.8) | | 6.60 |
| | | Sectional time (s) | 12.03 | 14.87 | 14.56 | 14.06 | 15.50 | 15.86 | 15.42 | 15.05 | 14.55 | 13.51 | | |
| | | Cumulative time (s) | 145.41 | 133.38 | 118.51 | 103.95 | 89.89 | 74.39 | 58.53 | 43.11 | 28.06 | 13.51 | 2:25.41 | |
| | | Speed (m/s) | 14.96 | 13.45 | 13.74 | 14.22 | 12.90 | 12.61 | 12.97 | 13.29 | 13.75 | 14.80 | 13.62 | |
| | | Stride length (m) | 5.85 | 5.76 | 5.77 | 5.95 | 5.77 | 5.63 | 5.76 | 5.76 | 5.74 | 6.15 | 5.81 | |
| | | Stride duration (s) | 0.392 | 0.429 | 0.420 | 0.418 | 0.447 | 0.447 | 0.444 | 0.433 | 0.417 | 0.416 | 0.427 | |
| | | Stride efficiency (%) | 53.57 | 51.93 | 51.95 | 55.39 | 52.11 | 49.57 | 51.82 | 51.88 | 51.44 | 59.14 | 52.79 | |
| | | Stride count | 30.74 | 34.69 | 34.69 | 33.59 | 34.63 | 35.51 | 34.73 | 34.71 | 34.86 | 32.51 | 340.66 | |

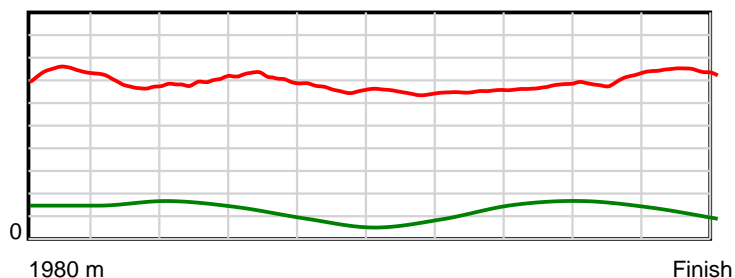
10 m Stride length



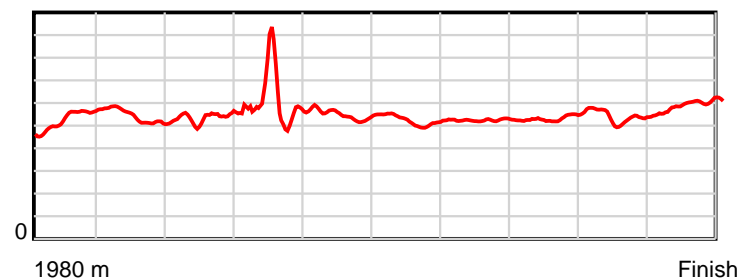
0.6 s Stride duration



20 m/sec Speed



100 % Stride efficiency



Note: Horizontal distance axis grid lines are 200m furlongs.

Disclaimer.

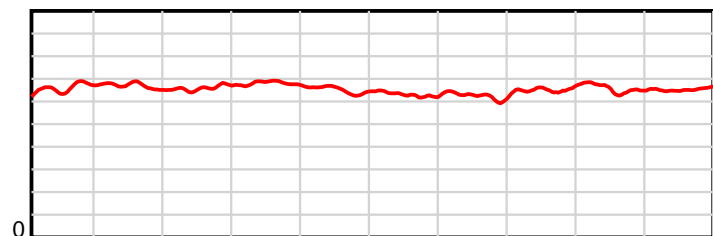
HRNZ and NZMTC and Thoroughbred Ratings Pty Ltd accepts no responsibility for the completeness or accuracy of any of the information contained herein, and makes no representations about its suitability for any particular purpose. Users should make their own judgements about those matters and/or seek independent advice. You assume all risks associated with use of the data provided on this page.

Race Results

May 29, 2020, Race 9, DUNSTAN ATHLETE MOBILE PACE, Distance 1980m, Addington - Survey 1980m

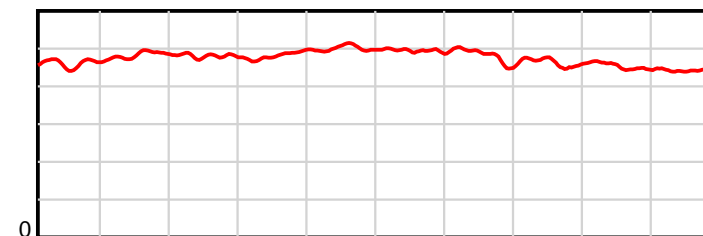
| Result | TAB no. | Horse (Barrier) | 1980 to | 1800m to | 1600m to | 1400m to | 1200m to | 1000m to | 800m to | 600m to | 400m to | 200m to | Total or | Margin |
|--------|---------|------------------------------|---------|----------|----------|----------|----------|----------|---------|---------|---------|---------|----------|--------|
| 11th | 12 | Baileys Knight (12) | 1800m | 1600m | 1400m | 1200m | 1000m | 800m | 600m | 400m | 200m | WP | Average | |
| | | Position in running (margin) | - | 11(7.8) | 10(9.4) | 10(8.2) | 11(9.7) | 11(10.2) | 10(9.1) | 12(8.1) | 11(6.2) | 10(8.9) | | 8.50 |
| | | Sectional time (s) | 12.85 | 14.62 | 14.64 | 14.26 | 15.51 | 15.69 | 15.47 | 14.54 | 14.31 | 13.87 | | |
| | | Cumulative time (s) | 145.76 | 132.91 | 118.29 | 103.65 | 89.39 | 73.88 | 58.19 | 42.72 | 28.18 | 13.87 | 2:25.76 | |
| | | Speed (m/s) | 14.01 | 13.68 | 13.66 | 14.03 | 12.89 | 12.75 | 12.93 | 13.76 | 13.98 | 14.42 | 13.58 | |
| | | Stride length (m) | 6.59 | 6.61 | 6.57 | 6.76 | 6.45 | 6.30 | 6.22 | 6.36 | 6.31 | 6.47 | 6.46 | |
| | | Stride duration (s) | 0.462 | 0.483 | 0.481 | 0.482 | 0.500 | 0.495 | 0.481 | 0.462 | 0.452 | 0.448 | 0.475 | |
| | | Stride efficiency (%) | 67.79 | 68.32 | 67.36 | 71.43 | 65.08 | 62.09 | 60.42 | 63.24 | 62.23 | 65.35 | 65.19 | |
| | | Stride count | 27.33 | 30.25 | 30.46 | 29.58 | 30.99 | 31.73 | 32.16 | 31.44 | 31.69 | 30.93 | 306.56 | |

10 m Stride length



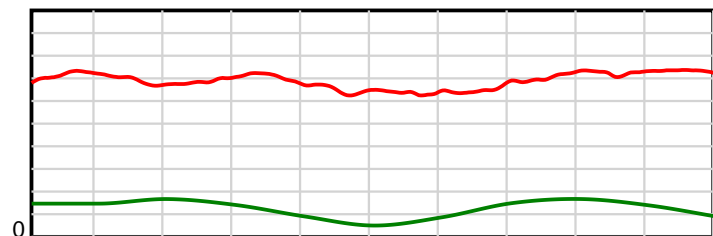
1980 m Finish

0.6 s Stride duration



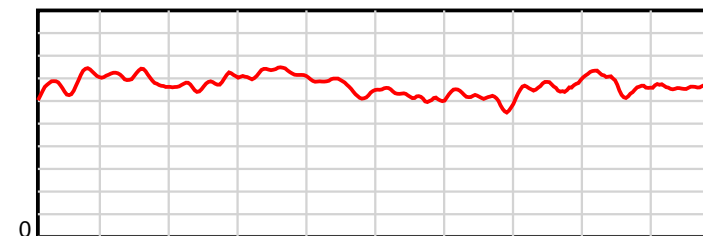
1980 m Finish

20 m/sec Speed



1980 m Finish

100 % Stride efficiency



1980 m Finish

Note: Horizontal distance axis grid lines are 200m furlongs.

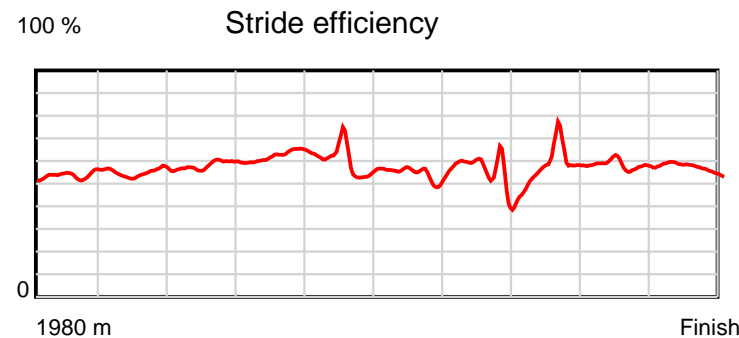
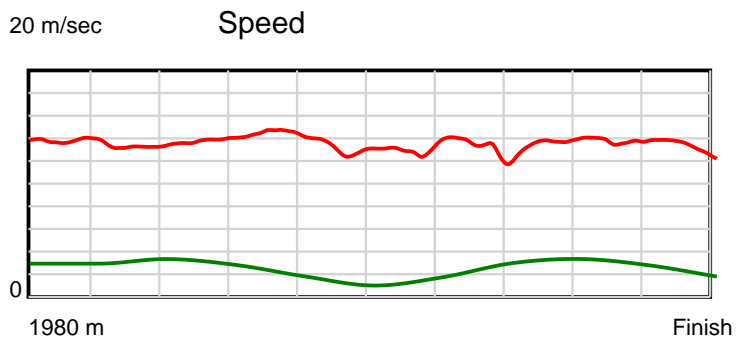
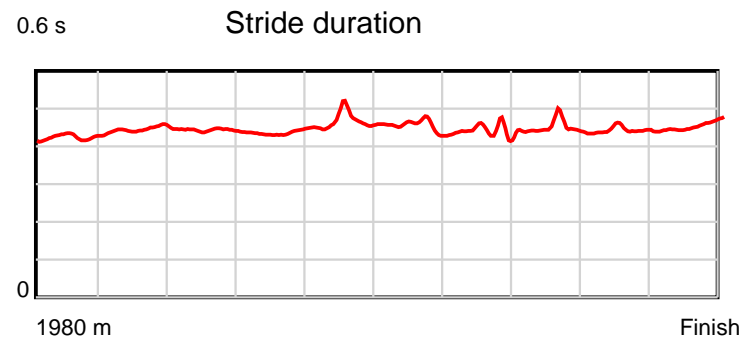
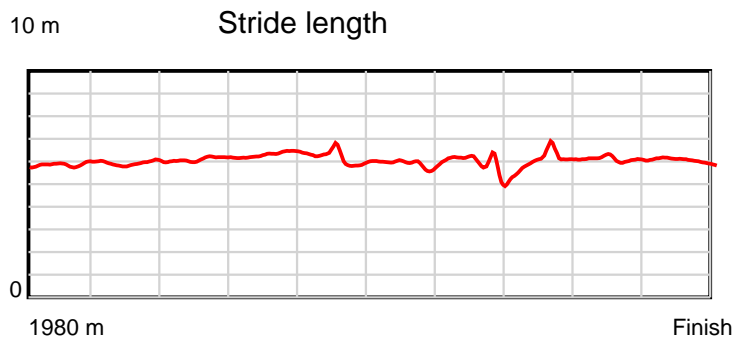
Disclaimer.

HRNZ and NZMTC and Thoroughbred Ratings Pty Ltd accepts no responsibility for the completeness or accuracy of any of the information contained herein, and makes no representations about its suitability for any particular purpose. Users should make their own judgements about those matters and/or seek independent advice. You assume all risks associated with use of the data provided on this page.

Race Results

May 29, 2020, Race 9, DUNSTAN ATHLETE MOBILE PACE, Distance 1980m, Addington - Survey 1980m

| Result | TAB no. | Horse (Barrier) | 1980 to | 1800m to | 1600m to | 1400m to | 1200m to | 1000m to | 800m to | 600m to | 400m to | 200m to | Total or | Margin |
|--------|---------|------------------------------|---------|----------|----------|----------|----------|----------|----------|---------|----------|----------|----------|--------|
| 12th | 8 | Mongolian Cava... (8) | 1800m | 1600m | 1400m | 1200m | 1000m | 800m | 600m | 400m | 200m | WP | Average | |
| | | Position in running (margin) | - | 12(8.7) | 13(15.2) | 13(14.5) | 13(13.9) | 13(13.1) | 13(11.7) | 13(8.6) | 13(10.0) | 12(15.6) | | 22.70 |
| | | Sectional time (s) | 13.25 | 15.44 | 14.73 | 13.92 | 15.27 | 15.65 | 15.12 | 15.08 | 14.80 | 15.06 | | |
| | | Cumulative time (s) | 148.32 | 135.07 | 119.63 | 104.90 | 90.98 | 75.71 | 60.06 | 44.94 | 29.86 | 15.06 | 2:28.32 | |
| | | Speed (m/s) | 13.58 | 12.95 | 13.58 | 14.37 | 13.10 | 12.78 | 13.23 | 13.26 | 13.51 | 13.28 | 13.35 | |
| | | Stride length (m) | 5.83 | 5.76 | 6.02 | 6.27 | 6.08 | 5.79 | 5.80 | 5.92 | 5.99 | 6.08 | 5.95 | |
| | | Stride duration (s) | 0.425 | 0.445 | 0.443 | 0.437 | 0.465 | 0.453 | 0.439 | 0.446 | 0.443 | 0.457 | 0.446 | |
| | | Stride efficiency (%) | 53.11 | 51.91 | 56.59 | 61.45 | 57.84 | 52.38 | 52.64 | 54.74 | 56.06 | 57.69 | 55.36 | |
| | | Stride count | 30.88 | 34.70 | 33.23 | 31.89 | 32.87 | 34.54 | 34.46 | 33.79 | 33.39 | 32.92 | 332.67 | |



Note: Horizontal distance axis grid lines are 200m furlongs.

Disclaimer.

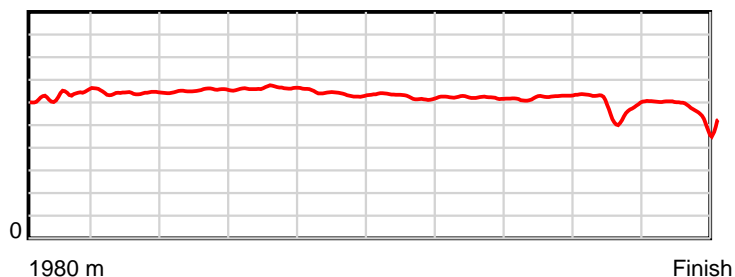
HRNZ and NZMTC and Thoroughbred Ratings Pty Ltd accepts no responsibility for the completeness or accuracy of any of the information contained herein, and makes no representations about its suitability for any particular purpose. Users should make their own judgements about those matters and/or seek independent advice. You assume all risks associated with use of the data provided on this page.

Race Results

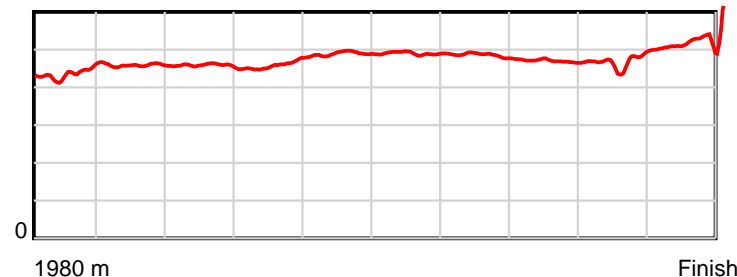
May 29, 2020, Race 9, DUNSTAN ATHLETE MOBILE PACE, Distance 1980m, Addington - Survey 1980m

| Result | TAB no. | Horse (Barrier) | 1980 to | 1800m to | 1600m to | 1400m to | 1200m to | 1000m to | 800m to | 600m to | 400m to | 200m to | Total or | Margin |
|--------|---------|------------------------------|--------------|--------------|--------------|--------------|--------------|-------------|-------------|-------------|-------------|-----------|----------------|--------|
| 13th | 4 | Rocknroll King (4) | 1800m | 1600m | 1400m | 1200m | 1000m | 800m | 600m | 400m | 200m | WP | Average | |
| | | Position in running (margin) | - | 7(4.3) | 6(6.1) | 4(2.5) | 2(1.3) | 2(2.0) | 2(1.8) | 2(0.9) | 4(2.6) | 13(16.2) | | 45.30 |
| | | Sectional time (s) | 12.26 | 14.66 | 14.25 | 13.81 | 15.52 | 15.85 | 15.48 | 15.14 | 16.14 | 19.27 | | |
| | | Cumulative time (s) | 152.38 | 140.12 | 125.46 | 111.21 | 97.40 | 81.88 | 66.03 | 50.55 | 35.41 | 19.27 | 2:32.38 | |
| | | Speed (m/s) | 14.68 | 13.64 | 14.04 | 14.48 | 12.89 | 12.62 | 12.92 | 13.21 | 12.39 | 10.38 | 12.99 | |
| | | Stride length (m) | 6.34 | 6.24 | 6.43 | 6.67 | 6.30 | 6.18 | 6.26 | 6.19 | 5.86 | 5.34 | 6.16 | |
| | | Stride duration (s) | 0.437 | 0.458 | 0.458 | 0.461 | 0.489 | 0.490 | 0.484 | 0.469 | 0.473 | 0.515 | 0.474 | |
| | | Stride efficiency (%) | 62.75 | 60.91 | 64.53 | 69.57 | 62.06 | 59.75 | 61.18 | 59.94 | 53.67 | 44.61 | 59.30 | |
| | | Stride count | 28.40 | 32.03 | 31.12 | 29.97 | 31.74 | 32.34 | 31.96 | 32.29 | 34.13 | 37.43 | 321.41 | |

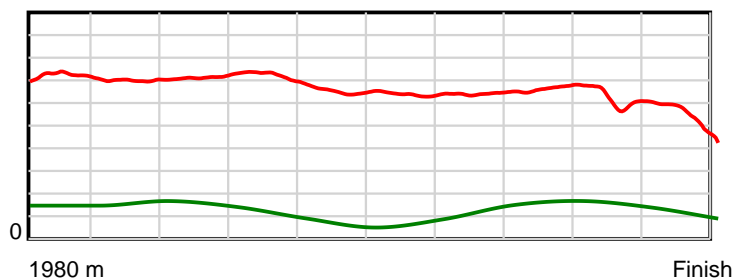
10 m Stride length



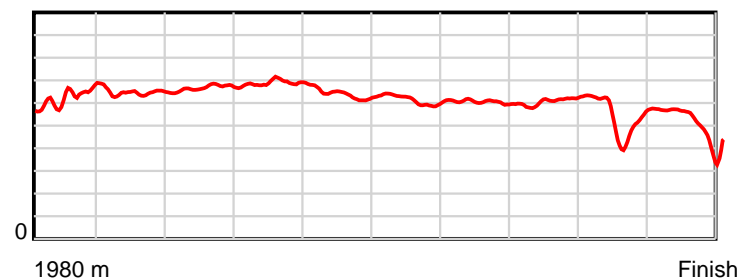
0.6 s Stride duration



20 m/sec Speed



100 % Stride efficiency



Note: Horizontal distance axis grid lines are 200m furlongs.

Disclaimer.

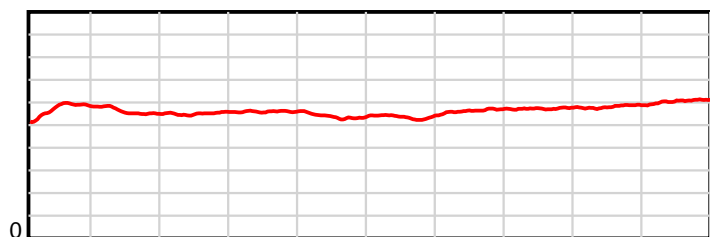
HRNZ and NZMTC and Thoroughbred Ratings Pty Ltd accepts no responsibility for the completeness or accuracy of any of the information contained herein, and makes no representations about its suitability for any particular purpose. Users should make their own judgements about those matters and/or seek independent advice. You assume all risks associated with use of the data provided on this page.

Race Results

May 29, 2020, Race 10, DUNSTAN TRIMARESTER MOBILE PACE, Distance 1980m, Addington - Survey 1980m

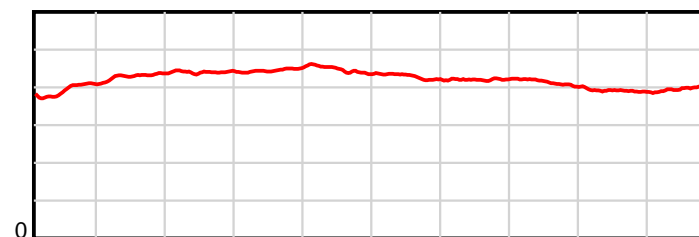
| Result | TAB no. | Horse (Barrier) | 1980 to | 1800m to | 1600m to | 1400m to | 1200m to | 1000m to | 800m to | 600m to | 400m to | 200m to | Total or | Margin |
|--------|---------|------------------------------|--------------|--------------|--------------|--------------|--------------|-------------|-------------|-------------|-------------|-----------|----------------|--------|
| 1st | 2 | Chevron Flies (2) | 1800m | 1600m | 1400m | 1200m | 1000m | 800m | 600m | 400m | 200m | WP | Average | |
| | | Position in running (margin) | - | 2(1.7) | 1(0.0) | 1(0.0) | 1(0.0) | 1(0.0) | 1(0.0) | 1(0.0) | 1(0.0) | 1(0.0) | | 0.00 |
| | | Sectional time (s) | 12.47 | 15.63 | 15.95 | 16.01 | 16.67 | 16.14 | 14.96 | 14.52 | 13.33 | 13.22 | | |
| | | Cumulative time (s) | 148.90 | 136.43 | 120.80 | 104.85 | 88.84 | 72.17 | 56.03 | 41.07 | 26.55 | 13.22 | 2:28.90 | |
| | | Speed (m/s) | 14.44 | 12.80 | 12.54 | 12.49 | 12.00 | 12.39 | 13.37 | 13.77 | 15.00 | 15.13 | 13.30 | |
| | | Stride length (m) | 5.70 | 5.50 | 5.52 | 5.56 | 5.36 | 5.31 | 5.62 | 5.68 | 5.86 | 6.03 | 5.61 | |
| | | Stride duration (s) | 0.394 | 0.430 | 0.441 | 0.446 | 0.447 | 0.428 | 0.420 | 0.412 | 0.390 | 0.399 | 0.422 | |
| | | Stride efficiency (%) | 50.78 | 47.35 | 47.69 | 48.39 | 44.92 | 44.03 | 49.37 | 50.41 | 53.62 | 56.91 | 49.14 | |
| | | Stride count | 31.57 | 36.33 | 36.20 | 35.94 | 37.30 | 37.68 | 35.58 | 35.21 | 34.14 | 33.14 | 353.09 | |

10 m Stride length



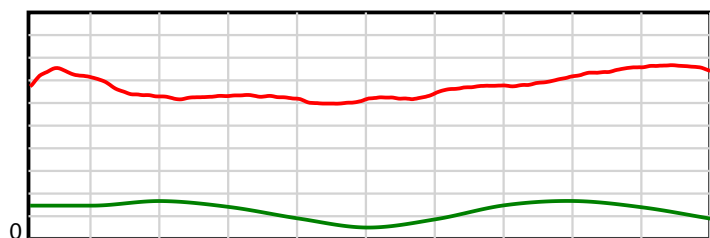
1980 m Finish

0.6 s Stride duration



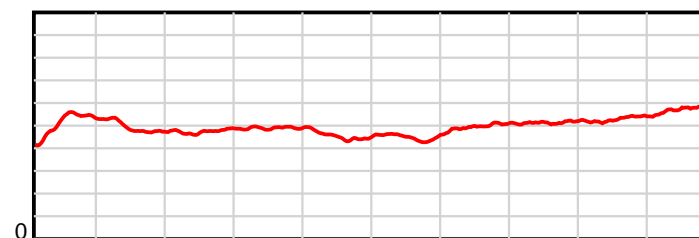
1980 m Finish

20 m/sec Speed



1980 m Finish

100 % Stride efficiency



1980 m Finish

Note: Horizontal distance axis grid lines are 200m furlongs.

Disclaimer.

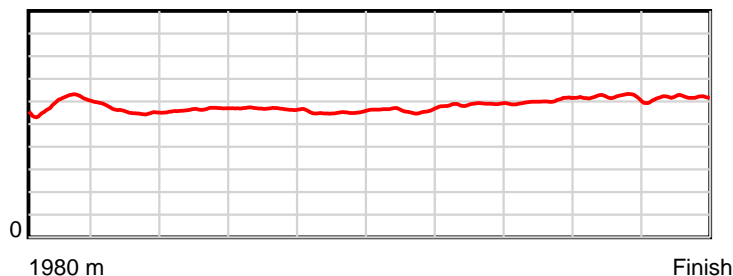
HRNZ and NZMTC and Thoroughbred Ratings Pty Ltd accepts no responsibility for the completeness or accuracy of any of the information contained herein, and makes no representations about its suitability for any particular purpose. Users should make their own judgements about those matters and/or seek independent advice. You assume all risks associated with use of the data provided on this page.

Race Results

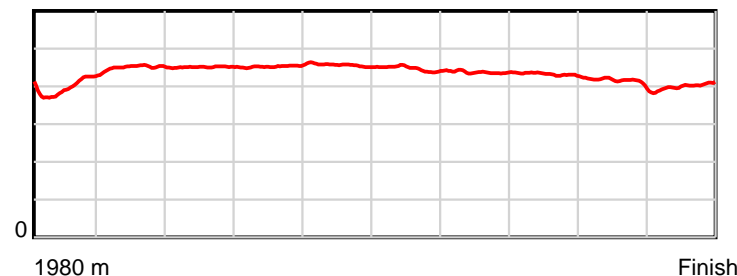
May 29, 2020, Race 10, DUNSTAN TRIMARESTER MOBILE PACE, Distance 1980m, Addington - Survey 1980m

| Result | TAB no. | Horse (Barrier) | 1980 to | 1800m to | 1600m to | 1400m to | 1200m to | 1000m to | 800m to | 600m to | 400m to | 200m to | Total or | Margin |
|--------|---------|------------------------------|---------|----------|----------|----------|----------|----------|---------|---------|---------|---------|----------|--------|
| 2nd | 3 | Nimah Franco (3) | 1800m | 1600m | 1400m | 1200m | 1000m | 800m | 600m | 400m | 200m | WP | Average | |
| | | Position in running (margin) | - | 1(0.0) | 2(1.7) | 2(1.9) | 2(1.9) | 3(1.8) | 3(1.4) | 3(1.3) | 3(1.3) | 3(1.7) | | 0.50 |
| | | Sectional time (s) | 12.18 | 16.20 | 15.98 | 16.01 | 16.65 | 16.08 | 14.94 | 14.52 | 13.40 | 13.02 | | |
| | | Cumulative time (s) | 148.98 | 136.80 | 120.60 | 104.62 | 88.61 | 71.96 | 55.88 | 40.94 | 26.42 | 13.02 | 2:28.98 | |
| | | Speed (m/s) | 14.78 | 12.35 | 12.52 | 12.49 | 12.01 | 12.44 | 13.39 | 13.77 | 14.93 | 15.36 | 13.29 | |
| | | Stride length (m) | 5.90 | 5.57 | 5.63 | 5.65 | 5.48 | 5.56 | 5.86 | 5.94 | 6.17 | 6.17 | 5.78 | |
| | | Stride duration (s) | 0.398 | 0.451 | 0.450 | 0.453 | 0.456 | 0.447 | 0.437 | 0.432 | 0.413 | 0.401 | 0.435 | |
| | | Stride efficiency (%) | 54.33 | 48.46 | 49.61 | 49.92 | 46.92 | 48.31 | 53.59 | 55.22 | 59.41 | 59.45 | 52.24 | |
| | | Stride count | 30.53 | 35.91 | 35.50 | 35.38 | 36.50 | 35.97 | 34.15 | 33.64 | 32.44 | 32.43 | 342.45 | |

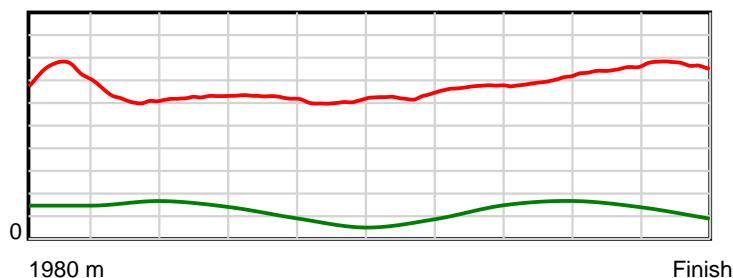
10 m Stride length



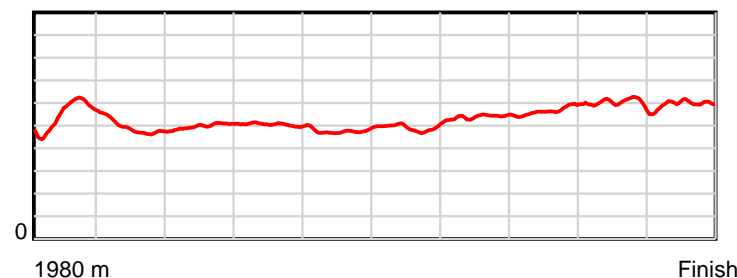
0.6 s Stride duration



20 m/sec Speed



100 % Stride efficiency



Note: Horizontal distance axis grid lines are 200m furlongs.

Disclaimer.

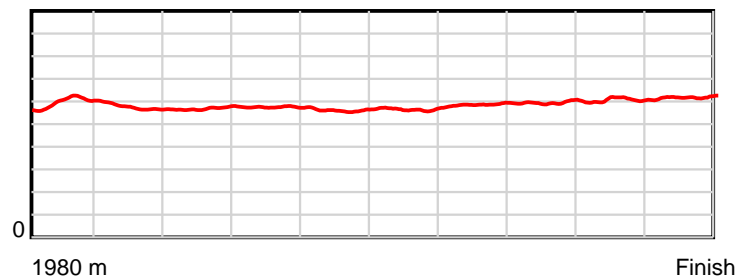
HRNZ and NZMTC and Thoroughbred Ratings Pty Ltd accepts no responsibility for the completeness or accuracy of any of the information contained herein, and makes no representations about its suitability for any particular purpose. Users should make their own judgements about those matters and/or seek independent advice. You assume all risks associated with use of the data provided on this page.

Race Results

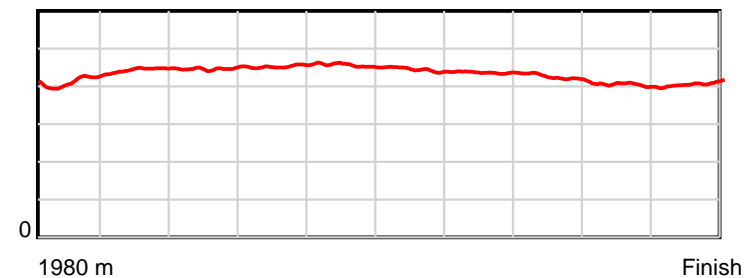
May 29, 2020, Race 10, DUNSTAN TRIMARESTER MOBILE PACE, Distance 1980m, Addington - Survey 1980m

| Result | TAB no. | Horse (Barrier) | 1980 to | 1800m to | 1600m to | 1400m to | 1200m to | 1000m to | 800m to | 600m to | 400m to | 200m to | Total or | Margin |
|--------|---------|------------------------------|---------|----------|----------|----------|----------|----------|---------|---------|---------|---------|----------|--------|
| 3rd | 11 | Anamajor (11) | 1800m | 1600m | 1400m | 1200m | 1000m | 800m | 600m | 400m | 200m | WP | Average | |
| | | Position in running (margin) | - | 4(3.2) | 3(3.2) | 3(3.2) | 3(2.0) | 2(0.8) | 2(0.5) | 2(0.2) | 2(0.6) | 2(1.0) | | 0.90 |
| | | Sectional time (s) | 12.64 | 15.91 | 15.95 | 15.81 | 16.47 | 16.09 | 14.89 | 14.60 | 13.38 | 13.32 | | |
| | | Cumulative time (s) | 149.06 | 136.42 | 120.51 | 104.56 | 88.75 | 72.28 | 56.19 | 41.30 | 26.70 | 13.32 | 2:29.06 | |
| | | Speed (m/s) | 14.24 | 12.57 | 12.54 | 12.65 | 12.14 | 12.43 | 13.43 | 13.70 | 14.95 | 15.02 | 13.28 | |
| | | Stride length (m) | 5.97 | 5.58 | 5.60 | 5.73 | 5.53 | 5.52 | 5.86 | 5.80 | 6.03 | 6.11 | 5.76 | |
| | | Stride duration (s) | 0.412 | 0.444 | 0.446 | 0.453 | 0.456 | 0.444 | 0.437 | 0.424 | 0.404 | 0.407 | 0.434 | |
| | | Stride efficiency (%) | 55.62 | 48.64 | 48.96 | 51.27 | 47.87 | 47.63 | 53.72 | 52.62 | 56.85 | 58.38 | 51.92 | |
| | | Stride count | 30.17 | 35.85 | 35.73 | 34.92 | 36.14 | 36.23 | 34.11 | 34.47 | 33.16 | 32.72 | 343.50 | |

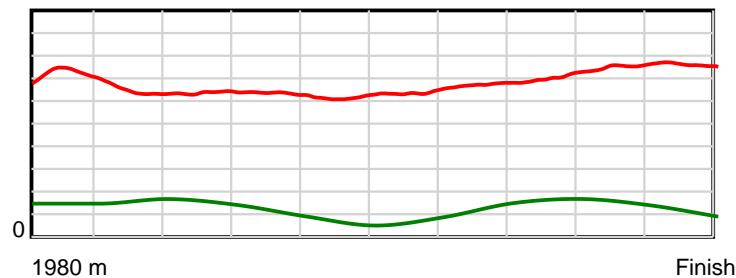
10 m Stride length



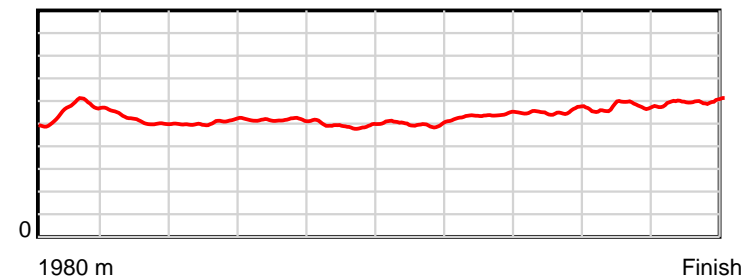
0.6 s Stride duration



20 m/sec Speed



100 % Stride efficiency



Note: Horizontal distance axis grid lines are 200m furlongs.

Disclaimer.

HRNZ and NZMTC and Thoroughbred Ratings Pty Ltd accepts no responsibility for the completeness or accuracy of any of the information contained herein, and makes no representations about its suitability for any particular purpose. Users should make their own judgements about those matters and/or seek independent advice. You assume all risks associated with use of the data provided on this page.




Race Results



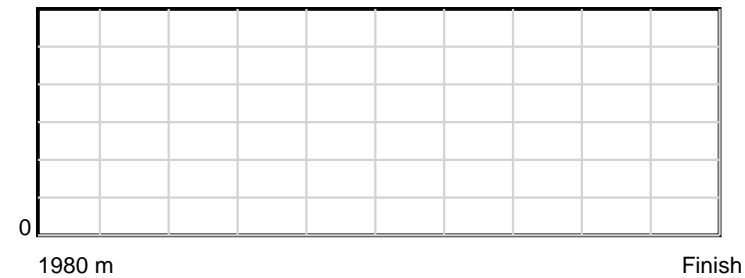
May 29, 2020, Race 10, DUNSTAN TRIMARESTER MOBILE PACE, Distance 1980m, Addington - Survey 1980m

| Result | TAB no. | Horse (Barrier) | 1980 to | 1800m to | 1600m to | 1400m to | 1200m to | 1000m to | 800m to | 600m to | 400m to | 200m to | Total or | Margin |
|--------|---------|------------------------------|---------|----------|----------|----------|----------|----------|---------|---------|---------|---------|----------|--------|
| 4th | 7 | Lulu Le Mans (7) | | | | | | | | | | | | |
| | | Position in running (margin) | | | | | | | | | | | | |
| | | Sectional time (s) | | | | | | | | | | | | |
| | | Cumulative time (s) | | | | | | | | | | | | |
| | | Speed (m/s) | | | | | | | | | | | | |
| | | Stride length (m) | | | | | | | | | | | | |
| | | Stride duration (s) | | | | | | | | | | | | |
| | | Stride efficiency (%) | | | | | | | | | | | | |
| | | Stride count | | | | | | | | | | | | |


10 m Stride length




0.6 s Stride duration



20 m/sec Speed



100 % Stride efficiency



Note: Horizontal distance axis grid lines are 200m furlongs.

Disclaimer.

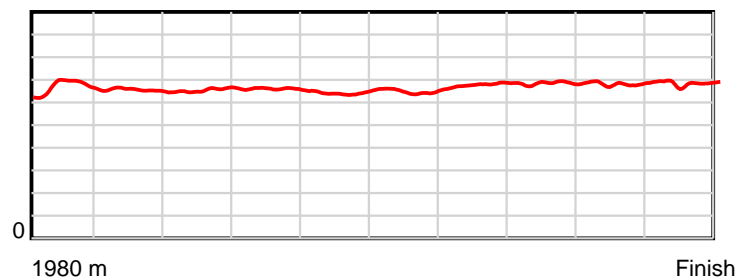
HRNZ and NZMTC and Thoroughbred Ratings Pty Ltd accepts no responsibility for the completeness or accuracy of any of the information contained herein, and makes no representations about its suitability for any particular purpose. Users should make their own judgements about those matters and/or seek independent advice. You assume all risks associated with use of the data provided on this page.

Race Results

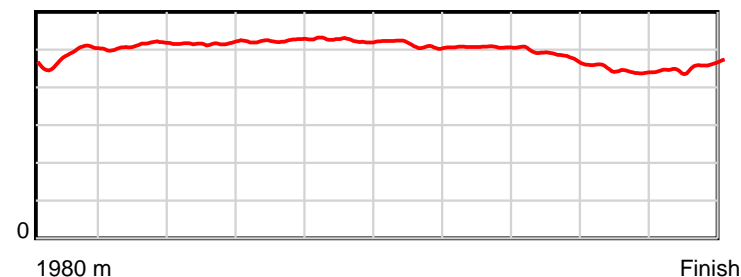
May 29, 2020, Race 10, DUNSTAN TRIMARESTER MOBILE PACE, Distance 1980m, Addington - Survey 1980m

| Result | TAB no. | Horse (Barrier) | 1980 to | 1800m to | 1600m to | 1400m to | 1200m to | 1000m to | 800m to | 600m to | 400m to | 200m to | Total or | Margin |
|--------|---------|------------------------------|---------|----------|----------|----------|----------|----------|---------|---------|---------|---------|----------|--------|
| 5th | 4 | Queenofdance (4) | 1800m | 1600m | 1400m | 1200m | 1000m | 800m | 600m | 400m | 200m | WP | Average | |
| | | Position in running (margin) | - | 6(4.6) | 5(4.9) | 5(5.2) | 5(4.2) | 4(2.7) | 4(2.0) | 4(2.0) | 4(2.2) | 4(1.7) | | 2.20 |
| | | Sectional time (s) | 12.99 | 15.96 | 15.99 | 15.85 | 16.43 | 16.02 | 14.94 | 14.57 | 13.25 | 13.29 | | |
| | | Cumulative time (s) | 149.29 | 136.30 | 120.34 | 104.35 | 88.50 | 72.07 | 56.05 | 41.11 | 26.54 | 13.29 | 2:29.29 | |
| | | Speed (m/s) | 13.86 | 12.53 | 12.51 | 12.62 | 12.17 | 12.48 | 13.39 | 13.73 | 15.09 | 15.05 | 13.26 | |
| | | Stride length (m) | 6.76 | 6.40 | 6.46 | 6.60 | 6.40 | 6.40 | 6.78 | 6.63 | 6.72 | 6.86 | 6.60 | |
| | | Stride duration (s) | 0.486 | 0.511 | 0.517 | 0.523 | 0.525 | 0.512 | 0.507 | 0.483 | 0.445 | 0.456 | 0.497 | |
| | | Stride efficiency (%) | 71.31 | 63.99 | 65.28 | 68.11 | 63.91 | 63.92 | 71.88 | 68.76 | 70.51 | 73.61 | 67.97 | |
| | | Stride count | 26.65 | 31.25 | 30.94 | 30.29 | 31.27 | 31.27 | 29.49 | 30.15 | 29.77 | 29.14 | 300.22 | |

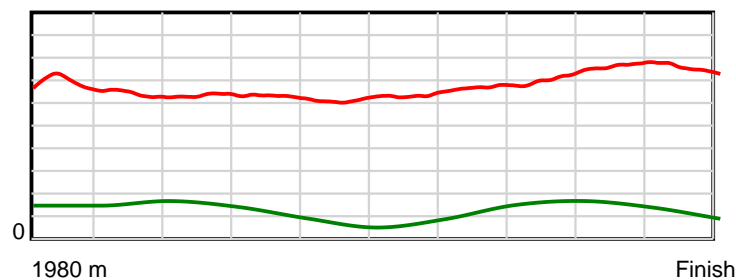
10 m Stride length



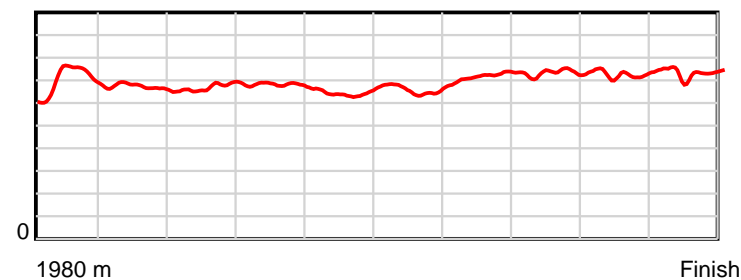
0.6 s Stride duration



20 m/sec Speed



100 % Stride efficiency



Note: Horizontal distance axis grid lines are 200m furlongs.

Disclaimer.

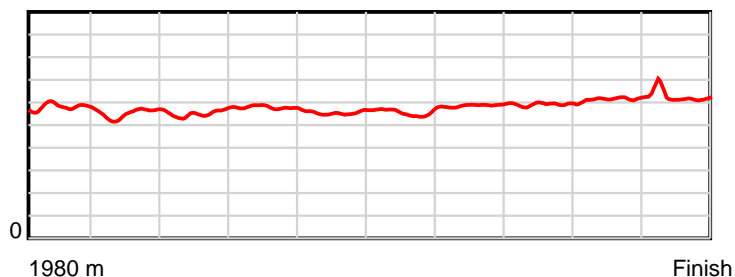
HRNZ and NZMTC and Thoroughbred Ratings Pty Ltd accepts no responsibility for the completeness or accuracy of any of the information contained herein, and makes no representations about its suitability for any particular purpose. Users should make their own judgements about those matters and/or seek independent advice. You assume all risks associated with use of the data provided on this page.

Race Results

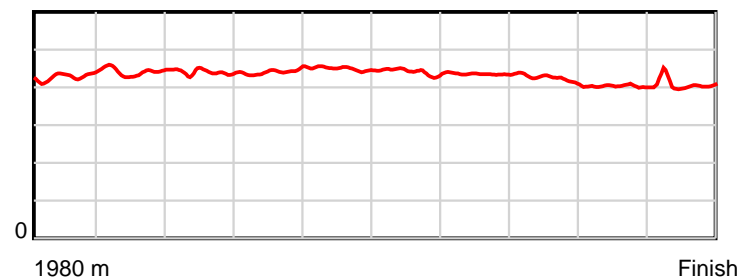
May 29, 2020, Race 10, DUNSTAN TRIMARESTER MOBILE PACE, Distance 1980m, Addington - Survey 1980m

| Result | TAB no. | Horse (Barrier) | 1980 to | 1800m to | 1600m to | 1400m to | 1200m to | 1000m to | 800m to | 600m to | 400m to | 200m to | Total or | Margin |
|--------|---------|------------------------------|---------|----------|----------|----------|----------|----------|---------|---------|---------|---------|----------|--------|
| 6th | 6 | Soundlikeart (6) | 1800m | 1600m | 1400m | 1200m | 1000m | 800m | 600m | 400m | 200m | WP | Average | |
| | | Position in running (margin) | - | 9(9.4) | 9(12.3) | 10(13.8) | 9(10.2) | 8(8.1) | 8(6.9) | 8(6.8) | 9(6.7) | 8(5.0) | | 2.80 |
| | | Sectional time (s) | 13.77 | 16.40 | 16.19 | 15.42 | 16.32 | 15.94 | 14.94 | 14.51 | 13.04 | 12.88 | | |
| | | Cumulative time (s) | 149.41 | 135.64 | 119.24 | 103.05 | 87.63 | 71.31 | 55.37 | 40.43 | 25.92 | 12.88 | 2:29.41 | |
| | | Speed (m/s) | 13.07 | 12.20 | 12.35 | 12.97 | 12.25 | 12.55 | 13.39 | 13.78 | 15.34 | 15.53 | 13.25 | |
| | | Stride length (m) | 5.80 | 5.39 | 5.43 | 5.73 | 5.51 | 5.54 | 5.83 | 5.83 | 6.17 | 6.32 | 5.74 | |
| | | Stride duration (s) | 0.428 | 0.442 | 0.440 | 0.442 | 0.449 | 0.441 | 0.435 | 0.423 | 0.402 | 0.407 | 0.433 | |
| | | Stride efficiency (%) | 52.56 | 45.45 | 46.13 | 51.23 | 47.37 | 47.92 | 53.06 | 53.19 | 59.48 | 62.46 | 51.48 | |
| | | Stride count | 31.04 | 37.08 | 36.81 | 34.93 | 36.32 | 36.12 | 34.32 | 34.28 | 32.42 | 31.64 | 344.96 | |

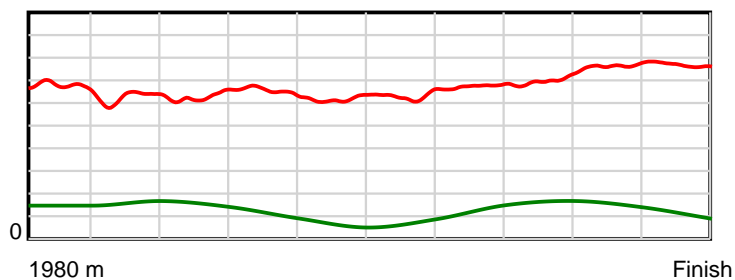
10 m Stride length



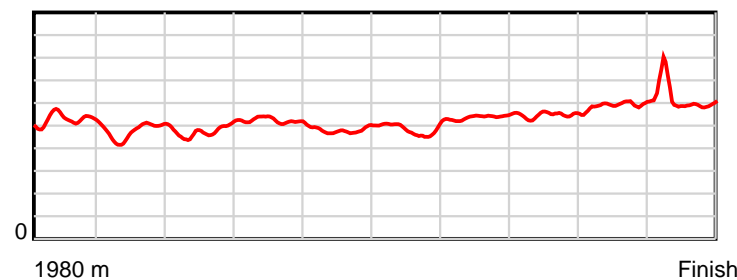
0.6 s Stride duration



20 m/sec Speed



100 % Stride efficiency



Note: Horizontal distance axis grid lines are 200m furlongs.

Disclaimer.

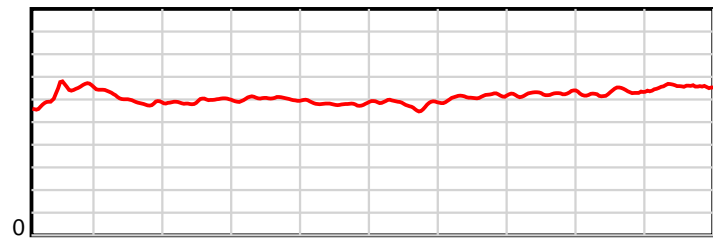
HRNZ and NZMTC and Thoroughbred Ratings Pty Ltd accepts no responsibility for the completeness or accuracy of any of the information contained herein, and makes no representations about its suitability for any particular purpose. Users should make their own judgements about those matters and/or seek independent advice. You assume all risks associated with use of the data provided on this page.

Race Results

May 29, 2020, Race 10, DUNSTAN TRIMARESTER MOBILE PACE, Distance 1980m, Addington - Survey 1980m

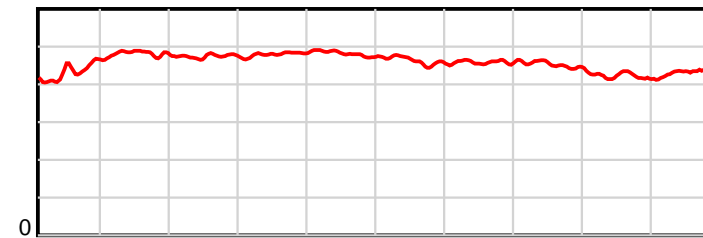
| Result | TAB no. | Horse (Barrier) | 1980 to | 1800m to | 1600m to | 1400m to | 1200m to | 1000m to | 800m to | 600m to | 400m to | 200m to | Total or | Margin |
|--------|---------|------------------------------|---------|----------|----------|----------|----------|----------|---------|---------|---------|---------|----------|--------|
| 7th | 1 | I'll Write The... (1) | 1800m | 1600m | 1400m | 1200m | 1000m | 800m | 600m | 400m | 200m | WP | Average | |
| | | Position in running (margin) | - | 3(1.8) | 4(3.8) | 4(4.1) | 4(4.2) | 5(3.5) | 5(3.0) | 5(3.2) | 5(3.1) | 5(3.2) | | 3.10 |
| | | Sectional time (s) | 12.33 | 16.25 | 16.01 | 16.01 | 16.56 | 16.06 | 14.99 | 14.51 | 13.34 | 13.39 | | |
| | | Cumulative time (s) | 149.45 | 137.12 | 120.87 | 104.86 | 88.85 | 72.29 | 56.23 | 41.24 | 26.73 | 13.39 | 2:29.45 | |
| | | Speed (m/s) | 14.60 | 12.31 | 12.49 | 12.49 | 12.08 | 12.45 | 13.34 | 13.78 | 14.99 | 14.94 | 13.25 | |
| | | Stride length (m) | 6.25 | 5.93 | 5.92 | 5.99 | 5.81 | 5.76 | 6.13 | 6.22 | 6.30 | 6.48 | 6.07 | |
| | | Stride duration (s) | 0.433 | 0.482 | 0.474 | 0.480 | 0.481 | 0.462 | 0.459 | 0.451 | 0.420 | 0.434 | 0.458 | |
| | | Stride efficiency (%) | 60.98 | 54.97 | 54.77 | 56.15 | 52.77 | 51.79 | 58.66 | 60.40 | 62.02 | 65.56 | 57.55 | |
| | | Stride count | 28.81 | 33.72 | 33.78 | 33.36 | 34.42 | 34.74 | 32.64 | 32.17 | 31.75 | 30.88 | 326.27 | |

10 m Stride length



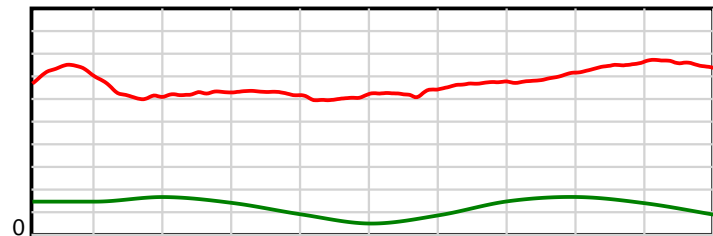
1980 m Finish

0.6 s Stride duration



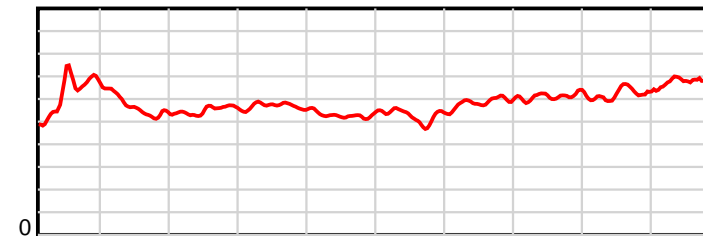
1980 m Finish

20 m/sec Speed



1980 m Finish

100 % Stride efficiency



1980 m Finish

Note: Horizontal distance axis grid lines are 200m furlongs.

Disclaimer.

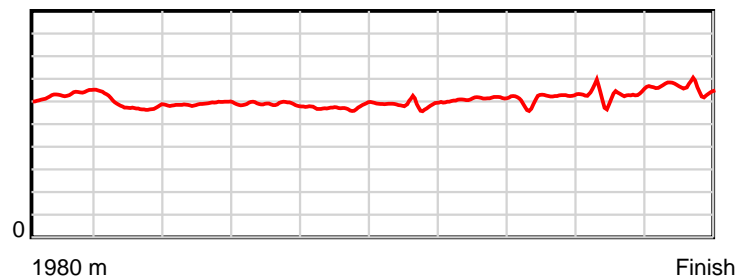
HRNZ and NZMTC and Thoroughbred Ratings Pty Ltd accepts no responsibility for the completeness or accuracy of any of the information contained herein, and makes no representations about its suitability for any particular purpose. Users should make their own judgements about those matters and/or seek independent advice. You assume all risks associated with use of the data provided on this page.

Race Results

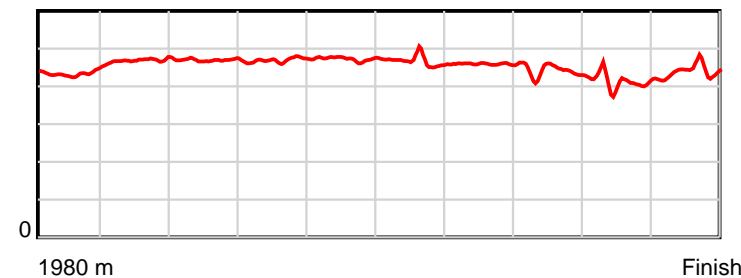
May 29, 2020, Race 10, DUNSTAN TRIMARESTER MOBILE PACE, Distance 1980m, Addington - Survey 1980m

| Result | TAB no. | Horse (Barrier) | 1980 to | 1800m to | 1600m to | 1400m to | 1200m to | 1000m to | 800m to | 600m to | 400m to | 200m to | Total or | Margin |
|--------|---------|------------------------------|--------------|--------------|--------------|--------------|--------------|-------------|-------------|-------------|-------------|-----------|----------------|--------|
| 8th | 10 | Held To Ransom (10) | 1800m | 1600m | 1400m | 1200m | 1000m | 800m | 600m | 400m | 200m | WP | Average | |
| | | Position in running (margin) | - | 5(3.8) | 6(6.0) | 6(6.1) | 6(6.2) | 6(5.4) | 6(4.9) | 6(4.9) | 6(4.7) | 6(3.7) | | 3.90 |
| | | Sectional time (s) | 12.74 | 16.28 | 15.97 | 16.03 | 16.53 | 16.06 | 14.95 | 14.49 | 13.16 | 13.39 | | |
| | | Cumulative time (s) | 149.60 | 136.86 | 120.58 | 104.61 | 88.58 | 72.05 | 55.99 | 41.04 | 26.55 | 13.39 | 2:29.60 | |
| | | Speed (m/s) | 14.13 | 12.29 | 12.52 | 12.48 | 12.10 | 12.45 | 13.38 | 13.80 | 15.20 | 14.94 | 13.24 | |
| | | Stride length (m) | 6.29 | 5.76 | 5.88 | 5.85 | 5.72 | 5.78 | 6.14 | 6.07 | 6.24 | 6.55 | 6.01 | |
| | | Stride duration (s) | 0.434 | 0.469 | 0.469 | 0.469 | 0.473 | 0.464 | 0.459 | 0.440 | 0.410 | 0.439 | 0.454 | |
| | | Stride efficiency (%) | 61.78 | 51.82 | 54.00 | 53.49 | 51.08 | 52.14 | 59.00 | 57.64 | 60.78 | 67.09 | 56.52 | |
| | | Stride count | 28.63 | 34.73 | 34.02 | 34.18 | 34.98 | 34.62 | 32.55 | 32.93 | 32.07 | 30.52 | 329.23 | |

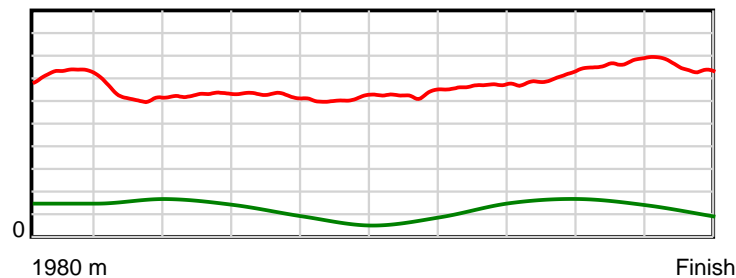
10 m Stride length



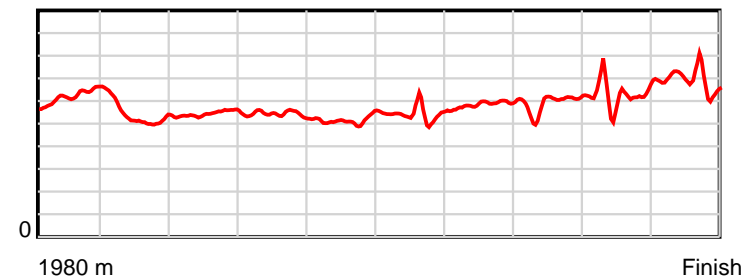
0.6 s Stride duration



20 m/sec Speed



100 % Stride efficiency



Note: Horizontal distance axis grid lines are 200m furlongs.

Disclaimer.

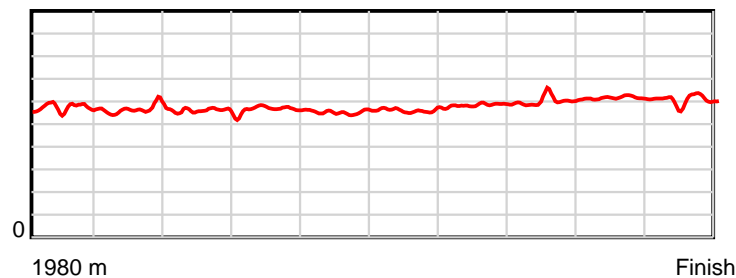
HRNZ and NZMTC and Thoroughbred Ratings Pty Ltd accepts no responsibility for the completeness or accuracy of any of the information contained herein, and makes no representations about its suitability for any particular purpose. Users should make their own judgements about those matters and/or seek independent advice. You assume all risks associated with use of the data provided on this page.

Race Results

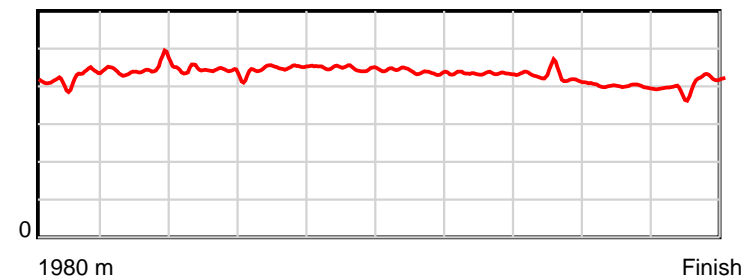
May 29, 2020, Race 10, DUNSTAN TRIMARESTER MOBILE PACE, Distance 1980m, Addington - Survey 1980m

| Result | TAB no. | Horse (Barrier) | 1980 to | 1800m to | 1600m to | 1400m to | 1200m to | 1000m to | 800m to | 600m to | 400m to | 200m to | Total or | Margin |
|--------|---------|------------------------------|---------|----------|----------|----------|----------|----------|---------|---------|---------|---------|----------|--------|
| 9th | 5 | Miss Mucho (5) | 1800m | 1600m | 1400m | 1200m | 1000m | 800m | 600m | 400m | 200m | WP | Average | |
| | | Position in running (margin) | - | 7(7.1) | 7(8.4) | 7(9.0) | 7(7.8) | 7(6.8) | 7(5.9) | 7(5.4) | 7(5.1) | 7(5.0) | | 6.00 |
| | | Sectional time (s) | 13.33 | 16.13 | 16.05 | 15.81 | 16.51 | 15.99 | 14.87 | 14.48 | 13.30 | 13.51 | | |
| | | Cumulative time (s) | 149.98 | 136.65 | 120.52 | 104.47 | 88.66 | 72.15 | 56.16 | 41.29 | 26.81 | 13.51 | 2:29.98 | |
| | | Speed (m/s) | 13.51 | 12.40 | 12.46 | 12.65 | 12.11 | 12.51 | 13.45 | 13.81 | 15.04 | 14.80 | 13.20 | |
| | | Stride length (m) | 5.69 | 5.52 | 5.45 | 5.69 | 5.42 | 5.49 | 5.83 | 5.86 | 6.00 | 6.03 | 5.69 | |
| | | Stride duration (s) | 0.421 | 0.445 | 0.437 | 0.450 | 0.448 | 0.439 | 0.434 | 0.424 | 0.399 | 0.407 | 0.431 | |
| | | Stride efficiency (%) | 50.53 | 47.58 | 46.38 | 50.57 | 45.98 | 47.03 | 53.18 | 53.59 | 56.25 | 56.79 | 50.57 | |
| | | Stride count | 31.66 | 36.24 | 36.71 | 35.16 | 36.87 | 36.46 | 34.28 | 34.15 | 33.34 | 33.18 | 348.05 | |

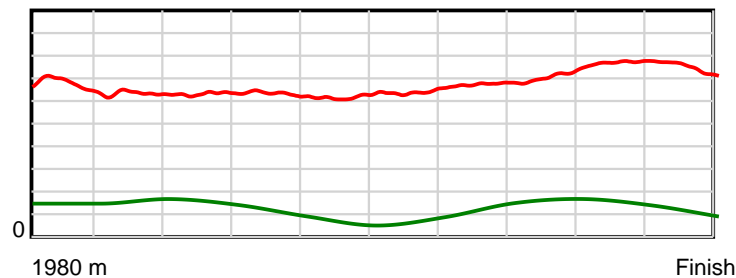
10 m Stride length



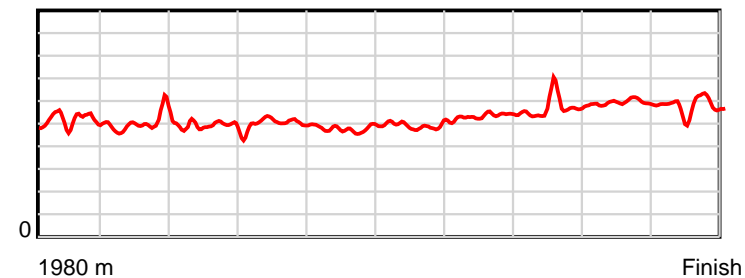
0.6 s Stride duration



20 m/sec Speed



100 % Stride efficiency



Note: Horizontal distance axis grid lines are 200m furlongs.

Disclaimer.

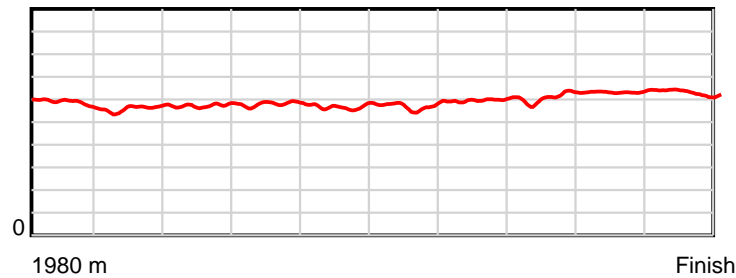
HRNZ and NZMTC and Thoroughbred Ratings Pty Ltd accepts no responsibility for the completeness or accuracy of any of the information contained herein, and makes no representations about its suitability for any particular purpose. Users should make their own judgements about those matters and/or seek independent advice. You assume all risks associated with use of the data provided on this page.

Race Results

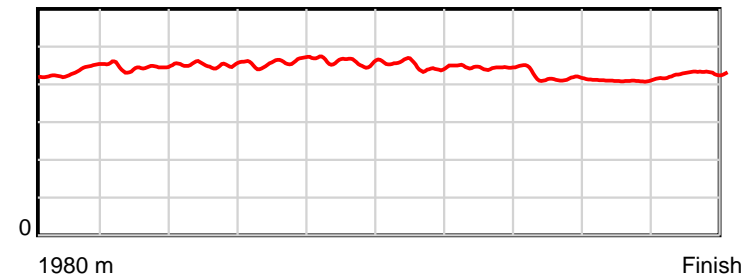
May 29, 2020, Race 10, DUNSTAN TRIMARESTER MOBILE PACE, Distance 1980m, Addington - Survey 1980m

| Result | TAB no. | Horse (Barrier) | 1980 to | 1800m to | 1600m to | 1400m to | 1200m to | 1000m to | 800m to | 600m to | 400m to | 200m to | Total or | Margin |
|--------|---------|------------------------------|--------------|--------------|--------------|--------------|--------------|-------------|-------------|-------------|-------------|-----------|----------------|--------|
| 10th | 9 | Gemma Mac (9) | 1800m | 1600m | 1400m | 1200m | 1000m | 800m | 600m | 400m | 200m | WP | Average | |
| | | Position in running (margin) | - | 8(8.2) | 8(10.8) | 8(10.9) | 8(10.2) | 9(8.7) | 9(7.3) | 9(7.2) | 8(5.5) | 9(6.4) | | 7.80 |
| | | Sectional time (s) | 13.43 | 16.34 | 15.97 | 15.90 | 16.41 | 15.92 | 14.94 | 14.23 | 13.47 | 13.69 | | |
| | | Cumulative time (s) | 150.30 | 136.87 | 120.53 | 104.56 | 88.66 | 72.25 | 56.33 | 41.39 | 27.16 | 13.69 | 2:30.30 | |
| | | Speed (m/s) | 13.41 | 12.24 | 12.52 | 12.58 | 12.19 | 12.56 | 13.39 | 14.05 | 14.85 | 14.61 | 13.17 | |
| | | Stride length (m) | 5.84 | 5.46 | 5.66 | 5.77 | 5.61 | 5.64 | 5.96 | 5.87 | 6.10 | 6.29 | 5.81 | |
| | | Stride duration (s) | 0.435 | 0.446 | 0.452 | 0.459 | 0.461 | 0.449 | 0.445 | 0.418 | 0.411 | 0.430 | 0.441 | |
| | | Stride efficiency (%) | 53.23 | 46.54 | 50.06 | 52.11 | 49.23 | 49.75 | 55.47 | 53.86 | 58.08 | 61.77 | 52.75 | |
| | | Stride count | 30.84 | 36.65 | 35.33 | 34.63 | 35.63 | 35.45 | 33.57 | 34.07 | 32.81 | 31.81 | 340.79 | |

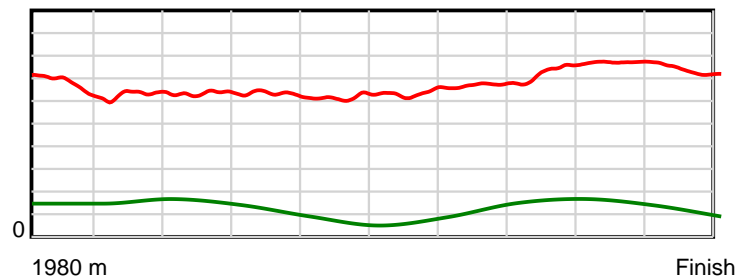
10 m Stride length



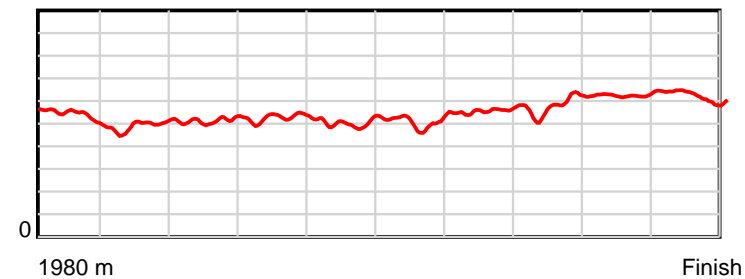
0.6 s Stride duration



20 m/sec Speed



100 % Stride efficiency



Note: Horizontal distance axis grid lines are 200m furlongs.

Disclaimer.

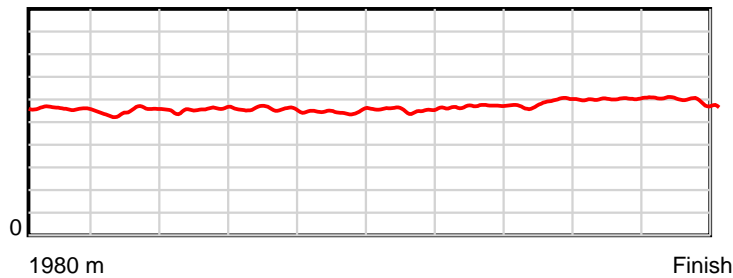
HRNZ and NZMTC and Thoroughbred Ratings Pty Ltd accepts no responsibility for the completeness or accuracy of any of the information contained herein, and makes no representations about its suitability for any particular purpose. Users should make their own judgements about those matters and/or seek independent advice. You assume all risks associated with use of the data provided on this page.

Race Results

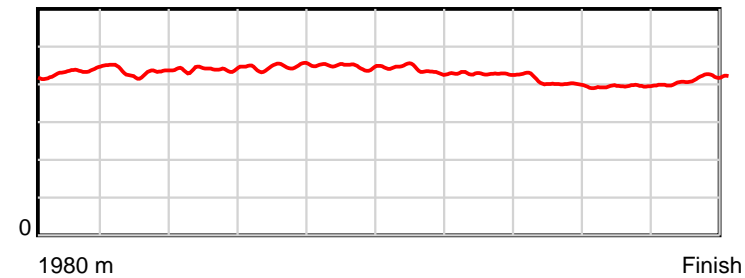
May 29, 2020, Race 10, DUNSTAN TRIMARESTER MOBILE PACE, Distance 1980m, Addington - Survey 1980m

| Result | TAB no. | Horse (Barrier) | 1980 to | 1800m to | 1600m to | 1400m to | 1200m to | 1000m to | 800m to | 600m to | 400m to | 200m to | Total or | Margin |
|--------|---------|------------------------------|---------|----------|----------|----------|----------|----------|---------|---------|---------|---------|----------|--------|
| 11th | 8 | Jenora (8) | 1800m | 1600m | 1400m | 1200m | 1000m | 800m | 600m | 400m | 200m | WP | Average | |
| | | Position in running (margin) | - | 10(10.5) | 10(12.5) | 9(12.9) | 10(11.9) | 10(10.4) | 10(9.3) | 10(8.7) | 10(7.4) | 10(7.9) | | 10.60 |
| | | Sectional time (s) | 13.81 | 16.25 | 16.02 | 15.85 | 16.41 | 15.95 | 14.87 | 14.30 | 13.41 | 13.94 | | |
| | | Cumulative time (s) | 150.81 | 137.00 | 120.75 | 104.73 | 88.88 | 72.47 | 56.52 | 41.65 | 27.35 | 13.94 | 2:30.81 | |
| | | Speed (m/s) | 13.04 | 12.31 | 12.48 | 12.62 | 12.19 | 12.54 | 13.45 | 13.99 | 14.91 | 14.35 | 13.13 | |
| | | Stride length (m) | 5.65 | 5.35 | 5.49 | 5.64 | 5.46 | 5.50 | 5.75 | 5.65 | 5.90 | 5.94 | 5.63 | |
| | | Stride duration (s) | 0.434 | 0.434 | 0.440 | 0.447 | 0.448 | 0.439 | 0.427 | 0.404 | 0.396 | 0.414 | 0.429 | |
| | | Stride efficiency (%) | 49.89 | 44.66 | 47.15 | 49.76 | 46.57 | 47.32 | 51.66 | 49.97 | 54.42 | 55.13 | 49.49 | |
| | | Stride count | 31.86 | 37.41 | 36.41 | 35.44 | 36.64 | 36.34 | 34.79 | 35.37 | 33.89 | 33.67 | 351.82 | |

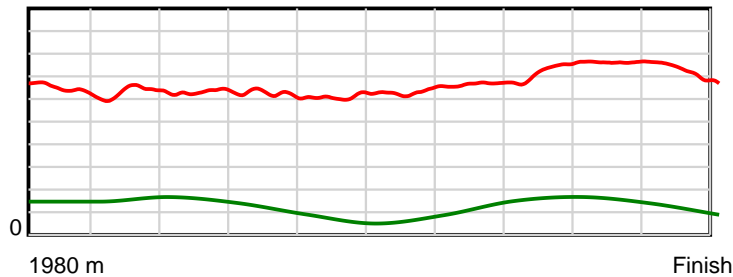
10 m Stride length



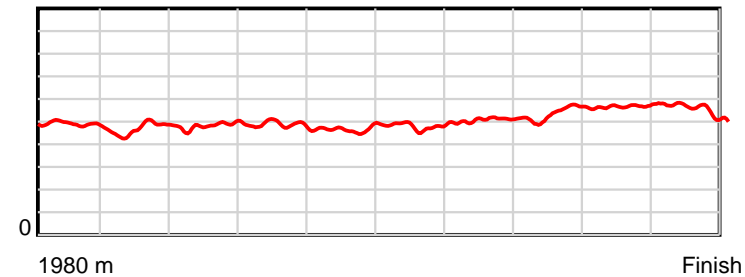
0.6 s Stride duration



20 m/sec Speed



100 % Stride efficiency



Note: Horizontal distance axis grid lines are 200m furlongs.

Disclaimer.

HRNZ and NZMTC and Thoroughbred Ratings Pty Ltd accepts no responsibility for the completeness or accuracy of any of the information contained herein, and makes no representations about its suitability for any particular purpose. Users should make their own judgements about those matters and/or seek independent advice. You assume all risks associated with use of the data provided on this page.



Race Results



May 29, 2020, Race 11, DUNSTAN FEED UP HANDICAP TROT, Distance 2600m, Addington - Survey 3200m

| Result | TAB no. | Horse (Barrier) | 2600 to | 2400m to |
|--------|---------|------------------------------|--------------|--------------|
| 1st | 14 | Matua Tana (0) | 2400m | 2200m |
| | | Position in running (margin) | - | 13(20.5) |
| | | Sectional time (s) | 19.48 | 15.71 |
| | | Cumulative time (s) | 198.24 | 178.76 |
| | | Speed (m/s) | 10.27 | 12.73 |
| | | Stride length (m) | 5.67 | 6.31 |
| | | Stride duration (s) | 0.494 | 0.496 |
| | | Stride efficiency (%) | 50.31 | 62.20 |
| | | Stride count | 35.25 | 31.70 |

Disclaimer.

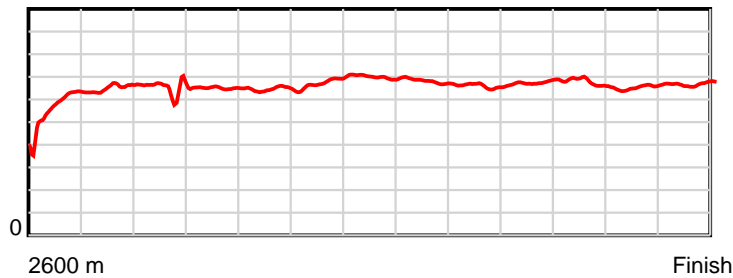
HRNZ and NZMTC and Thoroughbred Ratings Pty Ltd accepts no responsibility for the completeness or accuracy of any of the information contained herein, and makes no representations about its suitability for any particular purpose. Users should make their own judgements about those matters and/or seek independent advice. You assume all risks associated with use of the data provided on this page.

Race Results

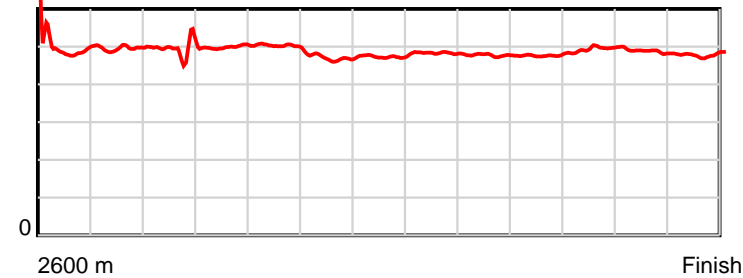
May 29, 2020, Race 11, DUNSTAN FEED UP HANDICAP TROT, Distance 2600m, Addington - Survey 3200m

| Result | TAB no. | Horse (Barrier) | 2200m to | 2000m to | 1800m to | 1600m to | 1400m to | 1200m to | 1000m to | 800m to | 600m to | 400m to | 200m to | Total or | Margin |
|--------|---------|------------------------------|----------|----------|----------|----------|----------|----------|----------|---------|---------|---------|---------|----------|--------|
| 1st | 14 | Matua Tana (0) | 2000m | 1800m | 1600m | 1400m | 1200m | 1000m | 800m | 600m | 400m | 200m | WP | Average | |
| | | Position in running (margin) | 12(22.8) | 12(19.7) | 12(16.9) | 11(16.6) | 10(9.8) | 3(3.1) | 3(3.2) | 3(4.4) | 2(4.1) | 2(2.1) | 1(0.0) | | 0.00 |
| | | Sectional time (s) | 15.49 | 15.39 | 16.01 | 14.23 | 13.65 | 14.50 | 14.84 | 14.29 | 15.09 | 14.96 | 14.60 | | |
| | | Cumulative time (s) | 163.05 | 147.56 | 132.17 | 116.16 | 101.93 | 88.28 | 73.78 | 58.94 | 44.65 | 29.56 | 14.60 | 3:18.24 | |
| | | Speed (m/s) | 12.91 | 13.00 | 12.49 | 14.05 | 14.65 | 13.79 | 13.48 | 14.00 | 13.25 | 13.37 | 13.70 | 13.12 | |
| | | Stride length (m) | 6.34 | 6.49 | 6.26 | 6.61 | 6.95 | 6.66 | 6.43 | 6.68 | 6.57 | 6.50 | 6.57 | 6.45 | |
| | | Stride duration (s) | 0.491 | 0.499 | 0.501 | 0.470 | 0.474 | 0.483 | 0.477 | 0.477 | 0.496 | 0.486 | 0.479 | 0.492 | |
| | | Stride efficiency (%) | 62.79 | 65.72 | 61.27 | 68.24 | 75.51 | 69.26 | 64.59 | 69.73 | 67.44 | 66.00 | 67.39 | 65.02 | |
| | | Stride count | 31.55 | 30.84 | 31.94 | 30.26 | 28.77 | 30.04 | 31.11 | 29.94 | 30.44 | 30.78 | 30.46 | 403.08 | |

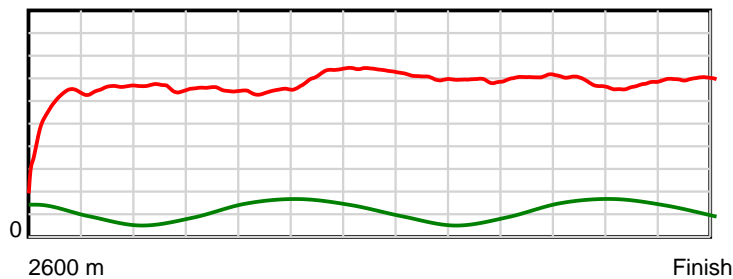
10 m Stride length



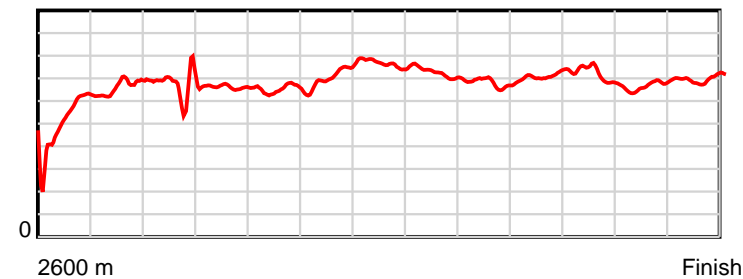
0.6 s Stride duration



20 m/sec Speed



100 % Stride efficiency



Note: Horizontal distance axis grid lines are 200m furlongs.

Disclaimer.

HRNZ and NZMTC and Thoroughbred Ratings Pty Ltd accepts no responsibility for the completeness or accuracy of any of the information contained herein, and makes no representations about its suitability for any particular purpose. Users should make their own judgements about those matters and/or seek independent advice. You assume all risks associated with use of the data provided on this page.



Race Results



May 29, 2020, Race 11, DUNSTAN FEED UP HANDICAP TROT, Distance 2600m, Addington - Survey 3200m

| Result | TAB no. | Horse (Barrier) | 2600 to | 2400m to |
|--------|---------|------------------------------|--------------|--------------|
| 2nd | 16 | Cracker Hill (5) | 2400m | 2200m |
| | | Position in running (margin) | - | 12(15.6) |
| | | Sectional time (s) | 18.73 | 15.83 |
| | | Cumulative time (s) | 198.35 | 179.62 |
| | | Speed (m/s) | 10.68 | 12.63 |
| | | Stride length (m) | 6.19 | 6.18 |
| | | Stride duration (s) | 0.481 | 0.489 |
| | | Stride efficiency (%) | 59.84 | 59.70 |
| | | Stride count | 32.32 | 32.36 |

Disclaimer.

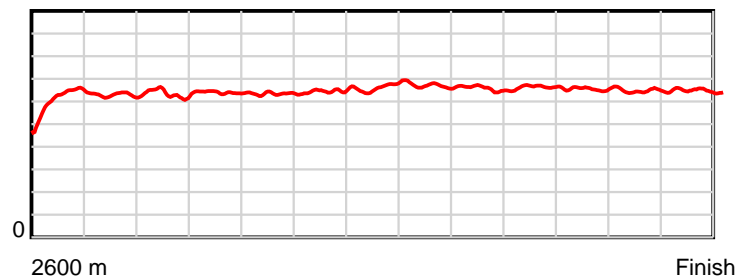
HRNZ and NZMTC and Thoroughbred Ratings Pty Ltd accepts no responsibility for the completeness or accuracy of any of the information contained herein, and makes no representations about its suitability for any particular purpose. Users should make their own judgements about those matters and/or seek independent advice. You assume all risks associated with use of the data provided on this page.

Race Results

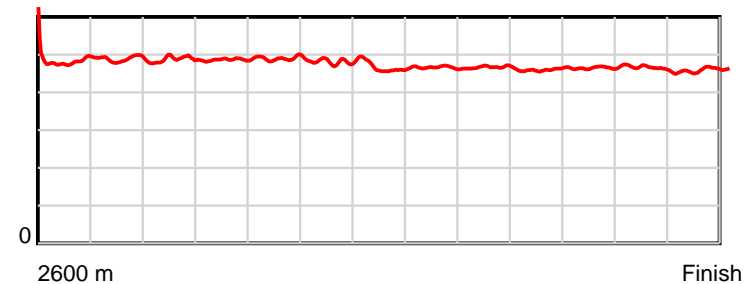
May 29, 2020, Race 11, DUNSTAN FEED UP HANDICAP TROT, Distance 2600m, Addington - Survey 3200m

| Result | TAB no. | Horse (Barrier) | 2200m to | 2000m to | 1800m to | 1600m to | 1400m to | 1200m to | 1000m to | 800m to | 600m to | 400m to | 200m to | Total or | Margin |
|--------|---------|------------------------------|--------------|--------------|--------------|--------------|--------------|--------------|-------------|-------------|-------------|-------------|-----------|----------------|--------|
| 2nd | 16 | Cracker Hill (5) | 2000m | 1800m | 1600m | 1400m | 1200m | 1000m | 800m | 600m | 400m | 200m | WP | Average | |
| | | Position in running (margin) | 11(18.7) | 11(17.1) | 11(14.2) | 12(16.8) | 12(14.7) | 11(10.1) | 8(7.7) | 7(8.5) | 5(7.3) | 7(6.9) | 2(2.5) | | 0.60 |
| | | Sectional time (s) | 15.75 | 15.36 | 16.50 | 15.01 | 13.99 | 14.09 | 14.78 | 14.13 | 15.37 | 14.57 | 14.24 | | |
| | | Cumulative time (s) | 163.79 | 148.04 | 132.68 | 116.18 | 101.17 | 87.18 | 73.09 | 58.31 | 44.18 | 28.81 | 14.24 | 3:18.35 | |
| | | Speed (m/s) | 12.70 | 13.02 | 12.12 | 13.32 | 14.30 | 14.19 | 13.53 | 14.15 | 13.01 | 13.73 | 14.04 | 13.11 | |
| | | Stride length (m) | 6.19 | 6.33 | 5.94 | 6.43 | 6.64 | 6.61 | 6.30 | 6.52 | 6.06 | 6.34 | 6.47 | 6.32 | |
| | | Stride duration (s) | 0.487 | 0.486 | 0.490 | 0.482 | 0.465 | 0.465 | 0.466 | 0.460 | 0.466 | 0.462 | 0.461 | 0.482 | |
| | | Stride efficiency (%) | 59.84 | 62.62 | 55.09 | 64.57 | 68.93 | 68.17 | 62.09 | 66.41 | 57.46 | 62.74 | 65.42 | 62.34 | |
| | | Stride count | 32.32 | 31.59 | 33.68 | 31.11 | 30.11 | 30.28 | 31.73 | 30.68 | 32.98 | 31.56 | 30.91 | 411.63 | |

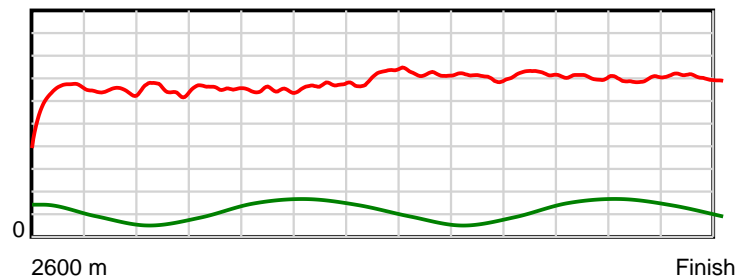
10 m Stride length



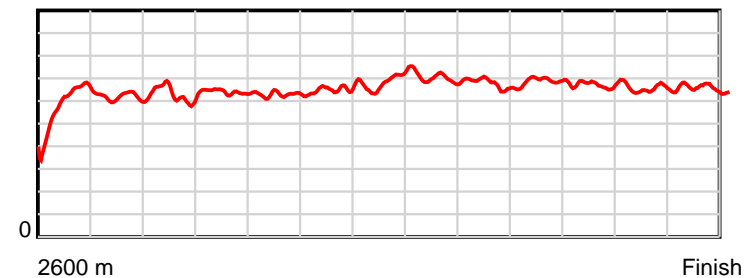
0.6 s Stride duration



20 m/sec Speed



100 % Stride efficiency



Note: Horizontal distance axis grid lines are 200m furlongs.

Disclaimer.

HRNZ and NZMTC and Thoroughbred Ratings Pty Ltd accepts no responsibility for the completeness or accuracy of any of the information contained herein, and makes no representations about its suitability for any particular purpose. Users should make their own judgements about those matters and/or seek independent advice. You assume all risks associated with use of the data provided on this page.



Race Results



May 29, 2020, Race 11, DUNSTAN FEED UP HANDICAP TROT, Distance 2600m, Addington - Survey 3200m

| Result | TAB no. | Horse (Barrier) | 2600 to | 2400m to |
|--------|---------|------------------------------|---------|----------|
| 3rd | 4 | She's Allthe C... (10) | 2400m | 2200m |
| | | Position in running (margin) | - | 3(6.5) |
| | | Sectional time (s) | 17.24 | 15.14 |
| | | Cumulative time (s) | 199.12 | 181.88 |
| | | Speed (m/s) | 11.60 | 13.21 |
| | | Stride length (m) | 5.50 | 6.04 |
| | | Stride duration (s) | 0.466 | 0.457 |
| | | Stride efficiency (%) | 47.31 | 57.03 |
| | | Stride count | 36.35 | 33.10 |

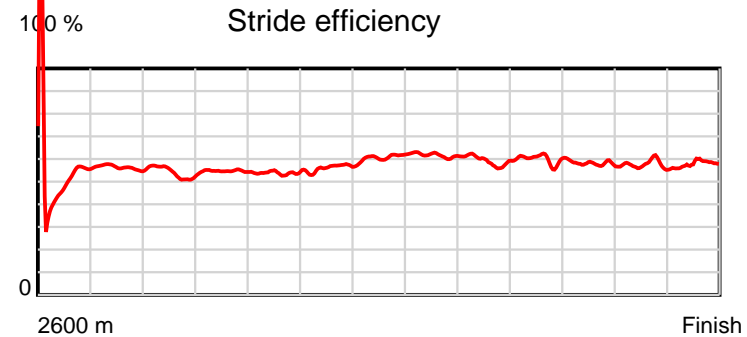
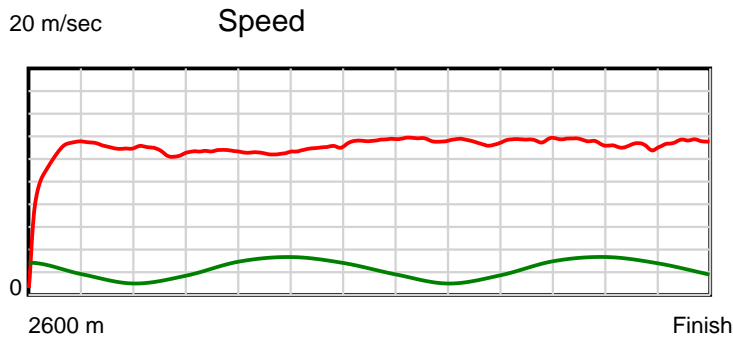
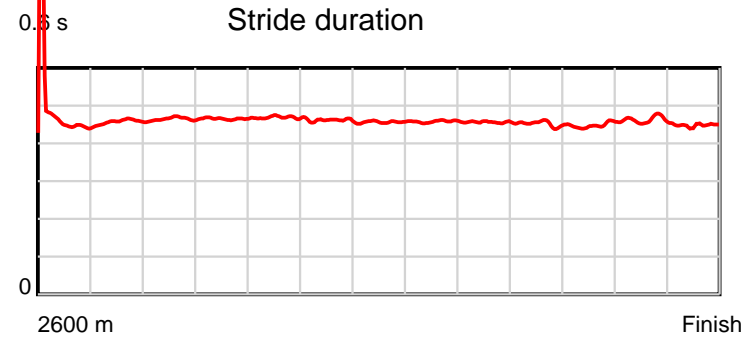
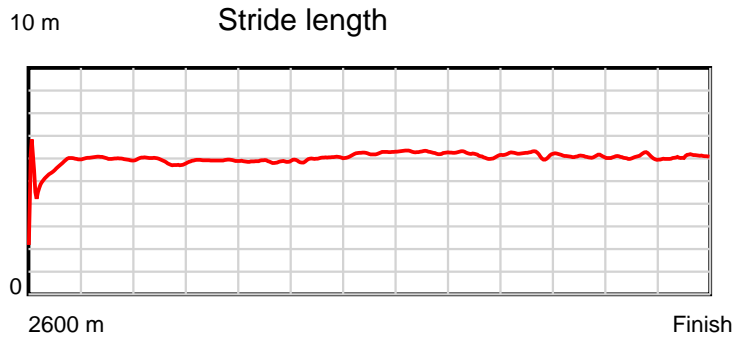
Disclaimer.

HRNZ and NZMTC and Thoroughbred Ratings Pty Ltd accepts no responsibility for the completeness or accuracy of any of the information contained herein, and makes no representations about its suitability for any particular purpose. Users should make their own judgements about those matters and/or seek independent advice. You assume all risks associated with use of the data provided on this page.

Race Results

May 29, 2020, Race 11, DUNSTAN FEED UP HANDICAP TROT, Distance 2600m, Addington - Survey 3200m

| Result | TAB no. | Horse (Barrier) | 2200m to | 2000m to | 1800m to | 1600m to | 1400m to | 1200m to | 1000m to | 800m to | 600m to | 400m to | 200m to | Total or | Margin |
|--------|---------|-------------------------------|--------------|--------------|--------------|--------------|--------------|--------------|-------------|-------------|-------------|-------------|-----------|----------------|--------|
| 3rd | 4 | She's Allthe C... (10) | 2000m | 1800m | 1600m | 1400m | 1200m | 1000m | 800m | 600m | 400m | 200m | WP | Average | |
| | | Position in running (margin) | 3(5.5) | 3(4.7) | 3(4.1) | 3(4.0) | 3(3.7) | 4(3.2) | 4(3.6) | 4(5.3) | 4(6.7) | 3(3.8) | 4(3.7) | | 4.90 |
| | | Sectional time (s) | 15.88 | 15.76 | 16.04 | 15.32 | 14.67 | 14.56 | 14.91 | 14.58 | 14.95 | 15.29 | 14.78 | | |
| | | Cumulative time (s) | 166.74 | 150.86 | 135.10 | 119.06 | 103.74 | 89.07 | 74.51 | 59.60 | 45.02 | 30.07 | 14.78 | 3:19.12 | |
| | | Speed (m/s) | 12.59 | 12.69 | 12.47 | 13.05 | 13.63 | 13.74 | 13.41 | 13.72 | 13.38 | 13.08 | 13.53 | 13.06 | |
| | | Stride length (m) | 5.85 | 5.91 | 5.85 | 6.02 | 6.22 | 6.29 | 6.12 | 6.20 | 6.00 | 6.05 | 6.04 | 6.00 | |
| | | Stride duration (s) | 0.465 | 0.465 | 0.469 | 0.461 | 0.457 | 0.458 | 0.456 | 0.452 | 0.448 | 0.463 | 0.446 | 0.460 | |
| | | Stride efficiency (%) | 53.49 | 54.56 | 53.41 | 56.66 | 60.53 | 61.78 | 58.50 | 60.10 | 56.25 | 57.21 | 57.00 | 56.27 | |
| | | Stride count | 34.18 | 33.85 | 34.21 | 33.21 | 32.14 | 31.81 | 32.69 | 32.25 | 33.33 | 33.05 | 33.12 | 433.29 | |



Note: Horizontal distance axis grid lines are 200m furlongs.

Disclaimer.

HRNZ and NZMTC and Thoroughbred Ratings Pty Ltd accepts no responsibility for the completeness or accuracy of any of the information contained herein, and makes no representations about its suitability for any particular purpose. Users should make their own judgements about those matters and/or seek independent advice. You assume all risks associated with use of the data provided on this page.



Race Results



May 29, 2020, Race 11, DUNSTAN FEED UP HANDICAP TROT, Distance 2600m, Addington - Survey 3200m

| Result | TAB no. | Horse (Barrier) | 2600 to | 2400m to |
|--------|---------|------------------------------|--------------|--------------|
| 4th | 11 | Madeleine Stow... (7) | 2400m | 2200m |
| | | Position in running (margin) | - | 6(11.4) |
| | | Sectional time (s) | 18.07 | 15.05 |
| | | Cumulative time (s) | 199.51 | 181.44 |
| | | Speed (m/s) | 11.07 | 13.29 |
| | | Stride length (m) | 5.37 | 5.75 |
| | | Stride duration (s) | 0.433 | 0.433 |
| | | Stride efficiency (%) | 45.04 | 51.67 |
| | | Stride count | 37.25 | 34.78 |

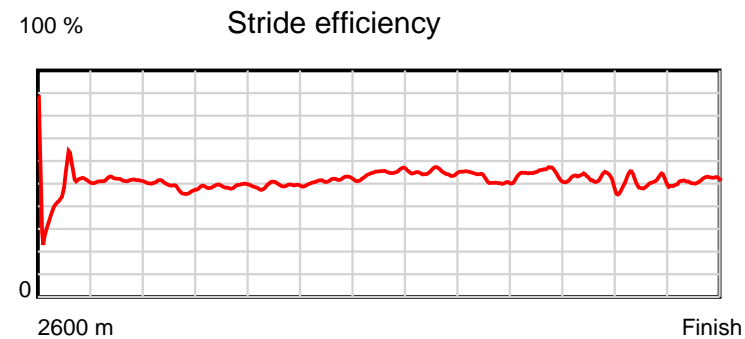
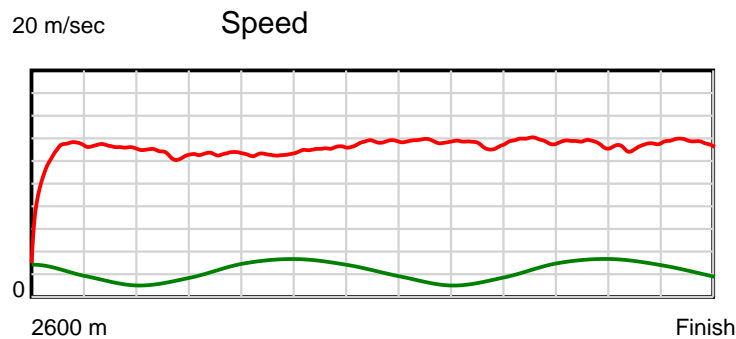
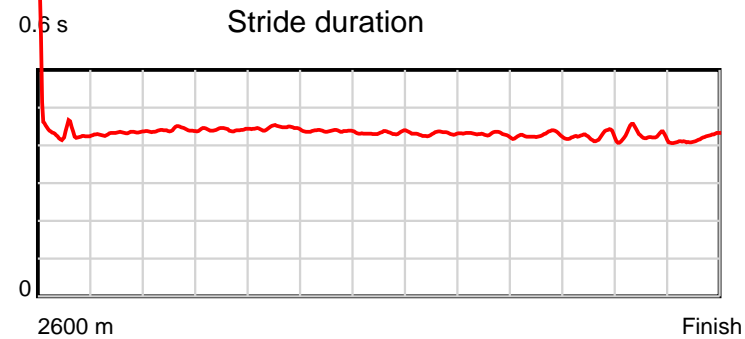
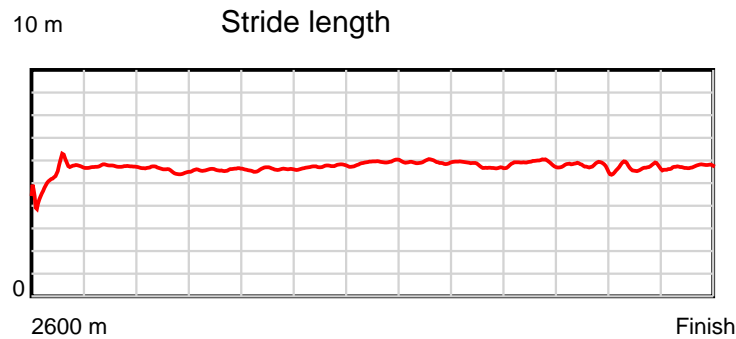
Disclaimer.

HRNZ and NZMTC and Thoroughbred Ratings Pty Ltd accepts no responsibility for the completeness or accuracy of any of the information contained herein, and makes no representations about its suitability for any particular purpose. Users should make their own judgements about those matters and/or seek independent advice. You assume all risks associated with use of the data provided on this page.

Race Results

May 29, 2020, Race 11, DUNSTAN FEED UP HANDICAP TROT, Distance 2600m, Addington - Survey 3200m

| Result | TAB no. | Horse (Barrier) | 2200m to | 2000m to | 1800m to | 1600m to | 1400m to | 1200m to | 1000m to | 800m to | 600m to | 400m to | 200m to | Total or | Margin |
|--------|---------|------------------------------|----------|----------|----------|----------|----------|----------|----------|---------|---------|---------|---------|----------|--------|
| 4th | 11 | Madeleine Stow... (7) | 2000m | 1800m | 1600m | 1400m | 1200m | 1000m | 800m | 600m | 400m | 200m | WP | Average | |
| | | Position in running (margin) | 5(9.8) | 6(8.8) | 6(8.1) | 6(8.2) | 6(7.8) | 8(7.1) | 9(7.7) | 8(9.5) | 9(11.0) | 8(7.6) | 8(6.6) | | 7.00 |
| | | Sectional time (s) | 15.86 | 15.73 | 16.08 | 15.31 | 14.63 | 14.58 | 14.94 | 14.58 | 14.86 | 15.15 | 14.67 | | |
| | | Cumulative time (s) | 166.39 | 150.53 | 134.80 | 118.72 | 103.41 | 88.78 | 74.20 | 59.26 | 44.68 | 29.82 | 14.67 | 3:19.51 | |
| | | Speed (m/s) | 12.61 | 12.71 | 12.44 | 13.06 | 13.67 | 13.72 | 13.39 | 13.72 | 13.46 | 13.20 | 13.63 | 13.03 | |
| | | Stride length (m) | 5.56 | 5.62 | 5.54 | 5.72 | 5.92 | 5.90 | 5.75 | 5.86 | 5.70 | 5.64 | 5.71 | 5.69 | |
| | | Stride duration (s) | 0.441 | 0.442 | 0.446 | 0.438 | 0.433 | 0.431 | 0.429 | 0.427 | 0.423 | 0.427 | 0.419 | 0.437 | |
| | | Stride efficiency (%) | 48.24 | 49.38 | 48.03 | 51.19 | 54.79 | 54.48 | 51.58 | 53.60 | 50.69 | 49.62 | 50.92 | 50.61 | |
| | | Stride count | 36.00 | 35.58 | 36.08 | 34.94 | 33.78 | 33.87 | 34.81 | 34.15 | 35.11 | 35.49 | 35.03 | 456.87 | |



Note: Horizontal distance axis grid lines are 200m furlongs.

Disclaimer.

HRNZ and NZMTC and Thoroughbred Ratings Pty Ltd accepts no responsibility for the completeness or accuracy of any of the information contained herein, and makes no representations about its suitability for any particular purpose. Users should make their own judgements about those matters and/or seek independent advice. You assume all risks associated with use of the data provided on this page.



Race Results



May 29, 2020, Race 11, DUNSTAN FEED UP HANDICAP TROT, Distance 2600m, Addington - Survey 3200m

| Result | TAB no. | Horse (Barrier) | 2600 to | 2400m to |
|--------|---------|------------------------------|--------------|--------------|
| 5th | 15 | Sundons Flyer (2) | 2400m | 2200m |
| | | Position in running (margin) | - | 11(15.2) |
| | | Sectional time (s) | 18.82 | 15.20 |
| | | Cumulative time (s) | 199.54 | 180.72 |
| | | Speed (m/s) | 10.63 | 13.16 |
| | | Stride length (m) | 5.59 | 5.71 |
| | | Stride duration (s) | 0.439 | 0.434 |
| | | Stride efficiency (%) | 48.86 | 50.89 |
| | | Stride count | 35.77 | 35.05 |

Disclaimer.

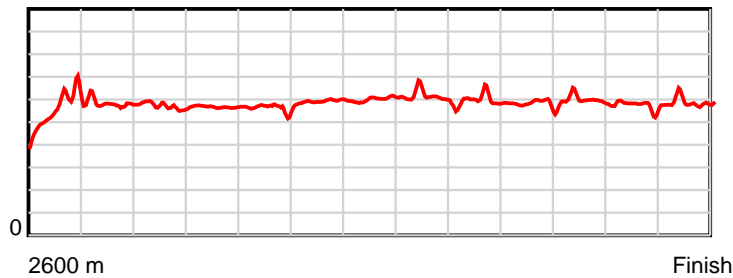
HRNZ and NZMTC and Thoroughbred Ratings Pty Ltd accepts no responsibility for the completeness or accuracy of any of the information contained herein, and makes no representations about its suitability for any particular purpose. Users should make their own judgements about those matters and/or seek independent advice. You assume all risks associated with use of the data provided on this page.

Race Results

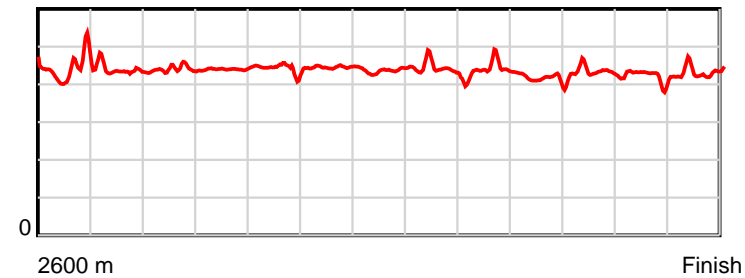
May 29, 2020, Race 11, DUNSTAN FEED UP HANDICAP TROT, Distance 2600m, Addington - Survey 3200m

| Result | TAB no. | Horse (Barrier) | 2200m to | 2000m to | 1800m to | 1600m to | 1400m to | 1200m to | 1000m to | 800m to | 600m to | 400m to | 200m to | Total or | Margin |
|--------|---------|------------------------------|--------------|--------------|--------------|--------------|--------------|--------------|-------------|-------------|-------------|-------------|-----------|----------------|--------|
| 5th | 15 | Sundons Flyer (2) | 2000m | 1800m | 1600m | 1400m | 1200m | 1000m | 800m | 600m | 400m | 200m | WP | Average | |
| | | Position in running (margin) | 9(14.5) | 9(12.4) | 8(10.5) | 8(10.3) | 8(9.4) | 9(8.7) | 11(9.2) | 11(11.3) | 10(11.2) | 9(7.9) | 7(6.0) | | 7.20 |
| | | Sectional time (s) | 15.66 | 15.54 | 16.03 | 15.23 | 14.63 | 14.57 | 14.99 | 14.31 | 14.89 | 14.99 | 14.68 | | |
| | | Cumulative time (s) | 165.52 | 149.86 | 134.32 | 118.29 | 103.06 | 88.43 | 73.86 | 58.87 | 44.56 | 29.67 | 14.68 | 3:19.54 | |
| | | Speed (m/s) | 12.77 | 12.87 | 12.48 | 13.13 | 13.67 | 13.73 | 13.34 | 13.98 | 13.43 | 13.34 | 13.62 | 13.03 | |
| | | Stride length (m) | 5.59 | 5.66 | 5.46 | 5.84 | 5.97 | 5.98 | 5.82 | 5.79 | 5.73 | 5.64 | 5.88 | 5.74 | |
| | | Stride duration (s) | 0.438 | 0.440 | 0.438 | 0.445 | 0.437 | 0.436 | 0.436 | 0.415 | 0.426 | 0.423 | 0.432 | 0.441 | |
| | | Stride efficiency (%) | 48.82 | 50.09 | 46.61 | 53.33 | 55.78 | 55.94 | 52.85 | 52.47 | 51.26 | 49.78 | 54.11 | 51.49 | |
| | | Stride count | 35.78 | 35.33 | 36.62 | 34.24 | 33.48 | 33.43 | 34.39 | 34.51 | 34.92 | 35.44 | 33.99 | 452.95 | |

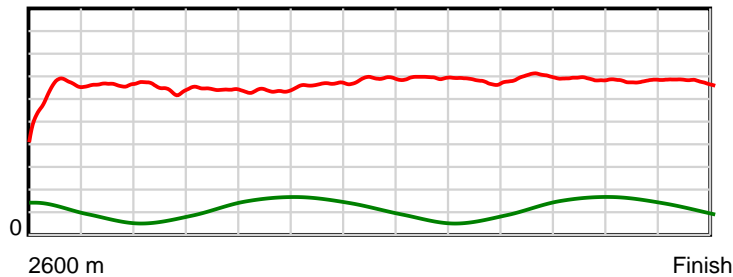
10 m Stride length



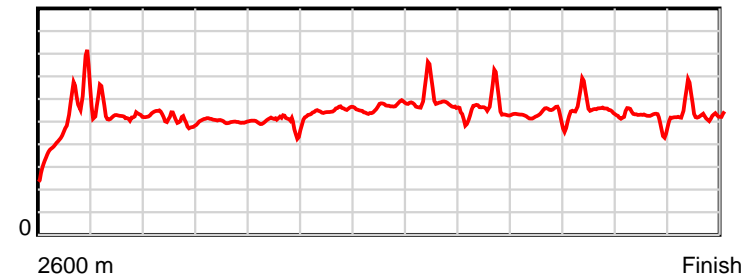
0.6 s Stride duration



20 m/sec Speed



100 % Stride efficiency



Note: Horizontal distance axis grid lines are 200m furlongs.

Disclaimer.

HRNZ and NZMTC and Thoroughbred Ratings Pty Ltd accepts no responsibility for the completeness or accuracy of any of the information contained herein, and makes no representations about its suitability for any particular purpose. Users should make their own judgements about those matters and/or seek independent advice. You assume all risks associated with use of the data provided on this page.



Race Results



May 29, 2020, Race 11, DUNSTAN FEED UP HANDICAP TROT, Distance 2600m, Addington - Survey 3200m

| Result | TAB no. | Horse (Barrier) | 2600 to | 2400m to |
|--------|---------|------------------------------|--------------|--------------|
| 6th | 13 | Lotamuscle (12) | 2400m | 2200m |
| | | Position in running (margin) | - | 7(12.0) |
| | | Sectional time (s) | 18.16 | 16.09 |
| | | Cumulative time (s) | 199.62 | 181.46 |
| | | Speed (m/s) | 11.02 | 12.43 |
| | | Stride length (m) | 5.48 | 5.74 |
| | | Stride duration (s) | 0.445 | 0.462 |
| | | Stride efficiency (%) | 46.88 | 51.44 |
| | | Stride count | 36.51 | 34.86 |

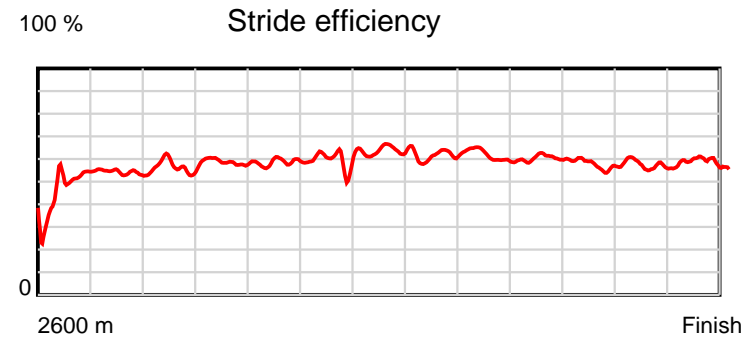
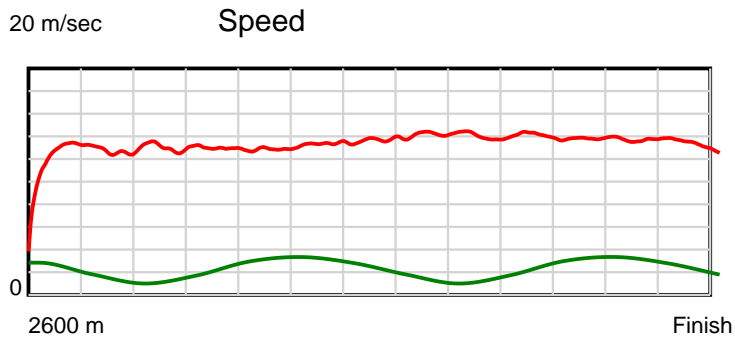
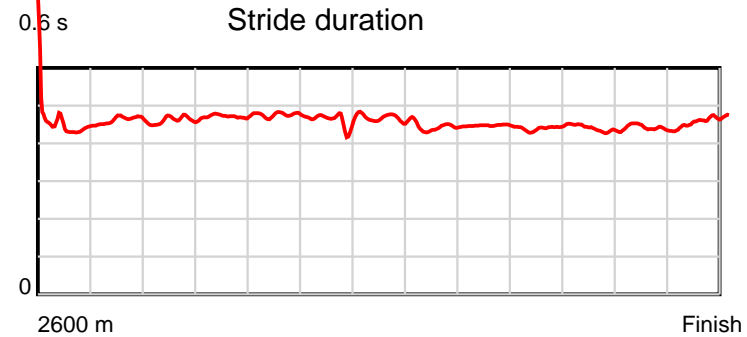
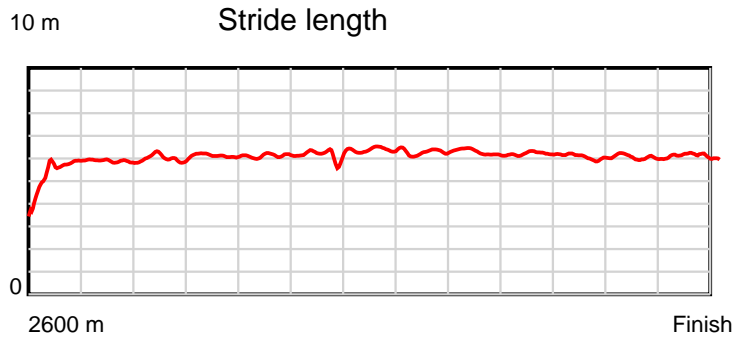
Disclaimer.

HRNZ and NZMTC and Thoroughbred Ratings Pty Ltd accepts no responsibility for the completeness or accuracy of any of the information contained herein, and makes no representations about its suitability for any particular purpose. Users should make their own judgements about those matters and/or seek independent advice. You assume all risks associated with use of the data provided on this page.

Race Results

May 29, 2020, Race 11, DUNSTAN FEED UP HANDICAP TROT, Distance 2600m, Addington - Survey 3200m

| Result | TAB no. | Horse (Barrier) | 2200m to | 2000m to | 1800m to | 1600m to | 1400m to | 1200m to | 1000m to | 800m to | 600m to | 400m to | 200m to | Total or | Margin |
|--------|---------|------------------------------|--------------|--------------|--------------|--------------|--------------|--------------|-------------|-------------|-------------|-------------|-----------|----------------|--------|
| 6th | 13 | Lotamuscle (12) | 2000m | 1800m | 1600m | 1400m | 1200m | 1000m | 800m | 600m | 400m | 200m | WP | Average | |
| | | Position in running (margin) | 10(16.7) | 10(14.7) | 10(12.3) | 10(12.3) | 11(11.7) | 12(10.6) | 12(10.0) | 10(10.6) | 7(9.0) | 6(6.4) | 5(3.8) | | 7.70 |
| | | Sectional time (s) | 15.67 | 15.46 | 16.07 | 15.27 | 14.57 | 14.38 | 14.74 | 14.08 | 14.99 | 14.88 | 15.26 | | |
| | | Cumulative time (s) | 165.37 | 149.70 | 134.24 | 118.17 | 102.90 | 88.33 | 73.95 | 59.21 | 45.13 | 30.14 | 15.26 | 3:19.62 | |
| | | Speed (m/s) | 12.76 | 12.94 | 12.45 | 13.10 | 13.73 | 13.91 | 13.57 | 14.20 | 13.34 | 13.44 | 13.11 | 13.03 | |
| | | Stride length (m) | 5.89 | 6.11 | 5.92 | 6.06 | 6.40 | 6.15 | 6.07 | 6.27 | 5.84 | 5.93 | 6.07 | 5.98 | |
| | | Stride duration (s) | 0.462 | 0.472 | 0.475 | 0.462 | 0.466 | 0.442 | 0.447 | 0.441 | 0.438 | 0.441 | 0.463 | 0.459 | |
| | | Stride efficiency (%) | 54.27 | 58.25 | 54.69 | 57.30 | 63.97 | 59.02 | 57.50 | 61.38 | 53.34 | 54.89 | 57.51 | 55.95 | |
| | | Stride count | 33.94 | 32.76 | 33.81 | 33.03 | 31.26 | 32.54 | 32.97 | 31.91 | 34.23 | 33.74 | 32.97 | 434.53 | |



Note: Horizontal distance axis grid lines are 200m furlongs.

Disclaimer.

HRNZ and NZMTC and Thoroughbred Ratings Pty Ltd accepts no responsibility for the completeness or accuracy of any of the information contained herein, and makes no representations about its suitability for any particular purpose. Users should make their own judgements about those matters and/or seek independent advice. You assume all risks associated with use of the data provided on this page.



Race Results



May 29, 2020, Race 11, DUNSTAN FEED UP HANDICAP TROT, Distance 2600m, Addington - Survey 3200m

| Result | TAB no. | Horse (Barrier) | 2600 to | 2400m to |
|--------|---------|------------------------------|--------------|--------------|
| 7th | 5 | Idle Moose (11) | 2400m | 2200m |
| | | Position in running (margin) | - | 4(9.1) |
| | | Sectional time (s) | 17.75 | 15.08 |
| | | Cumulative time (s) | 199.77 | 182.02 |
| | | Speed (m/s) | 11.27 | 13.26 |
| | | Stride length (m) | 5.70 | 6.42 |
| | | Stride duration (s) | 0.490 | 0.484 |
| | | Stride efficiency (%) | 50.70 | 64.38 |
| | | Stride count | 35.11 | 31.16 |

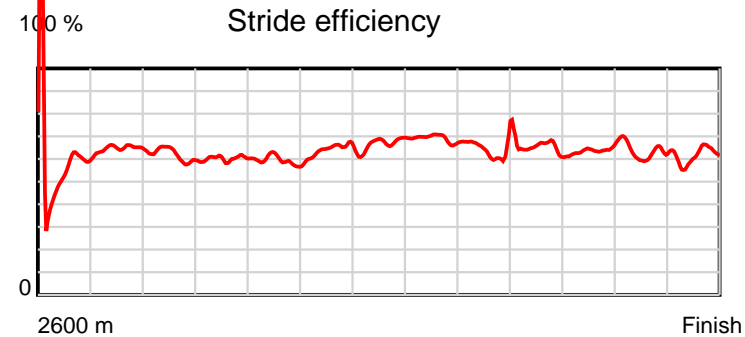
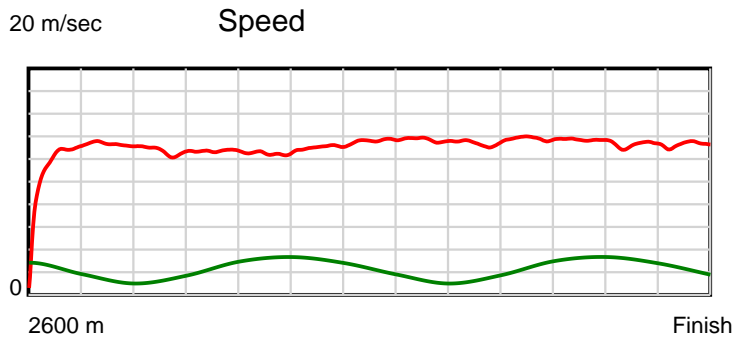
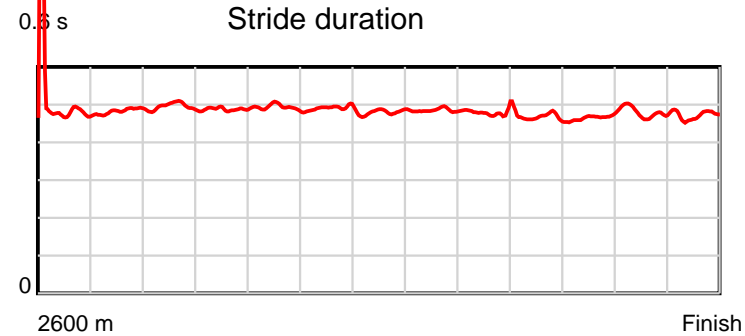
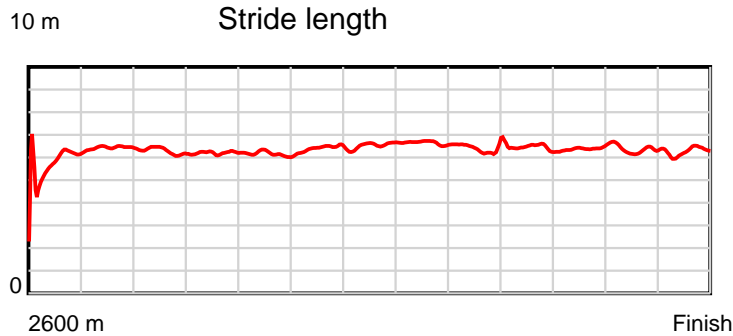
Disclaimer.

HRNZ and NZMTC and Thoroughbred Ratings Pty Ltd accepts no responsibility for the completeness or accuracy of any of the information contained herein, and makes no representations about its suitability for any particular purpose. Users should make their own judgements about those matters and/or seek independent advice. You assume all risks associated with use of the data provided on this page.

Race Results

May 29, 2020, Race 11, DUNSTAN FEED UP HANDICAP TROT, Distance 2600m, Addington - Survey 3200m

| Result | TAB no. | Horse (Barrier) | 2200m to | 2000m to | 1800m to | 1600m to | 1400m to | 1200m to | 1000m to | 800m to | 600m to | 400m to | 200m to | Total or | Margin |
|--------|---------|------------------------------|----------|----------|----------|----------|----------|----------|----------|---------|---------|---------|---------|----------|--------|
| 7th | 5 | Idle Moose (11) | 2000m | 1800m | 1600m | 1400m | 1200m | 1000m | 800m | 600m | 400m | 200m | WP | Average | |
| | | Position in running (margin) | 4(7.7) | 4(6.7) | 4(6.1) | 4(6.0) | 5(6.1) | 6(5.4) | 5(5.7) | 5(7.5) | 6(8.8) | 4(5.7) | 6(5.4) | | 8.50 |
| | | Sectional time (s) | 15.85 | 15.75 | 16.05 | 15.38 | 14.63 | 14.55 | 14.93 | 14.56 | 14.91 | 15.27 | 15.06 | | |
| | | Cumulative time (s) | 166.94 | 151.09 | 135.34 | 119.29 | 103.91 | 89.28 | 74.73 | 59.80 | 45.24 | 30.33 | 15.06 | 3:19.77 | |
| | | Speed (m/s) | 12.62 | 12.70 | 12.46 | 13.00 | 13.67 | 13.75 | 13.40 | 13.74 | 13.41 | 13.10 | 13.28 | 13.02 | |
| | | Stride length (m) | 6.25 | 6.19 | 6.14 | 6.39 | 6.56 | 6.66 | 6.40 | 6.42 | 6.25 | 6.29 | 6.26 | 6.29 | |
| | | Stride duration (s) | 0.495 | 0.487 | 0.493 | 0.492 | 0.480 | 0.485 | 0.478 | 0.467 | 0.466 | 0.480 | 0.471 | 0.483 | |
| | | Stride efficiency (%) | 60.96 | 59.87 | 58.92 | 63.85 | 67.21 | 69.32 | 64.04 | 64.31 | 61.10 | 61.76 | 61.19 | 61.88 | |
| | | Stride count | 32.02 | 32.31 | 32.57 | 31.29 | 30.50 | 30.03 | 31.24 | 31.18 | 31.99 | 31.81 | 31.96 | 413.17 | |



Note: Horizontal distance axis grid lines are 200m furlongs.

Disclaimer.

HRNZ and NZMTC and Thoroughbred Ratings Pty Ltd accepts no responsibility for the completeness or accuracy of any of the information contained herein, and makes no representations about its suitability for any particular purpose. Users should make their own judgements about those matters and/or seek independent advice. You assume all risks associated with use of the data provided on this page.



Race Results



May 29, 2020, Race 11, DUNSTAN FEED UP HANDICAP TROT, Distance 2600m, Addington - Survey 3200m

| Result | TAB no. | Horse (Barrier) | 2600 to | 2400m to |
|--------|---------|------------------------------|--------------|--------------|
| 8th | 10 | Overzealous (6) | 2400m | 2200m |
| | | Position in running (margin) | - | 10(13.9) |
| | | Sectional time (s) | 18.51 | 15.02 |
| | | Cumulative time (s) | 200.13 | 181.62 |
| | | Speed (m/s) | 10.81 | 13.32 |
| | | Stride length (m) | 5.51 | 5.98 |
| | | Stride duration (s) | 0.456 | 0.449 |
| | | Stride efficiency (%) | 47.51 | 55.89 |
| | | Stride count | 36.27 | 33.44 |

Disclaimer.

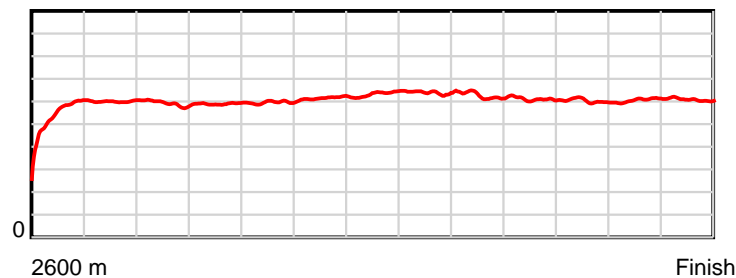
HRNZ and NZMTC and Thoroughbred Ratings Pty Ltd accepts no responsibility for the completeness or accuracy of any of the information contained herein, and makes no representations about its suitability for any particular purpose. Users should make their own judgements about those matters and/or seek independent advice. You assume all risks associated with use of the data provided on this page.

Race Results

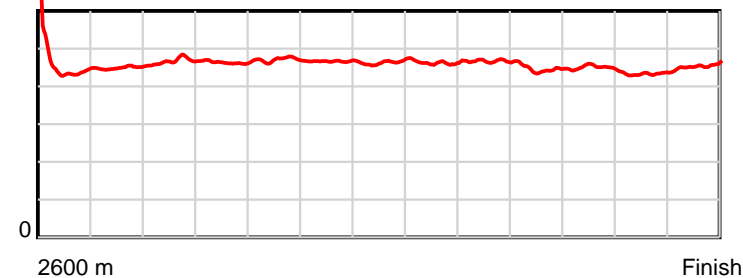
May 29, 2020, Race 11, DUNSTAN FEED UP HANDICAP TROT, Distance 2600m, Addington - Survey 3200m

| Result | TAB no. | Horse (Barrier) | 2200m to | 2000m to | 1800m to | 1600m to | 1400m to | 1200m to | 1000m to | 800m to | 600m to | 400m to | 200m to | Total or | Margin |
|--------|---------|------------------------------|--------------|--------------|--------------|--------------|--------------|--------------|-------------|-------------|-------------|-------------|-----------|----------------|--------|
| 8th | 10 | Overzealous (6) | 2000m | 1800m | 1600m | 1400m | 1200m | 1000m | 800m | 600m | 400m | 200m | WP | Average | |
| | | Position in running (margin) | 7(12.2) | 8(11.1) | 9(10.5) | 9(10.5) | 9(9.5) | 10(8.8) | 10(9.2) | 12(12.0) | 12(13.8) | 12(14.0) | 9(9.2) | | 10.50 |
| | | Sectional time (s) | 15.84 | 15.75 | 16.06 | 15.21 | 14.64 | 14.54 | 15.11 | 14.64 | 15.46 | 14.52 | 14.83 | | |
| | | Cumulative time (s) | 166.60 | 150.76 | 135.01 | 118.95 | 103.74 | 89.10 | 74.56 | 59.45 | 44.81 | 29.35 | 14.83 | 3:20.13 | |
| | | Speed (m/s) | 12.63 | 12.70 | 12.45 | 13.15 | 13.66 | 13.76 | 13.24 | 13.66 | 12.94 | 13.77 | 13.49 | 12.99 | |
| | | Stride length (m) | 5.89 | 5.89 | 5.87 | 6.14 | 6.33 | 6.36 | 6.18 | 6.10 | 5.81 | 5.97 | 6.15 | 6.01 | |
| | | Stride duration (s) | 0.467 | 0.463 | 0.471 | 0.466 | 0.463 | 0.462 | 0.467 | 0.447 | 0.449 | 0.434 | 0.456 | 0.462 | |
| | | Stride efficiency (%) | 54.24 | 54.13 | 53.78 | 58.83 | 62.56 | 63.24 | 59.59 | 58.21 | 52.82 | 55.74 | 59.02 | 56.35 | |
| | | Stride count | 33.95 | 33.98 | 34.09 | 32.60 | 31.61 | 31.44 | 32.39 | 32.77 | 34.40 | 33.49 | 32.54 | 432.97 | |

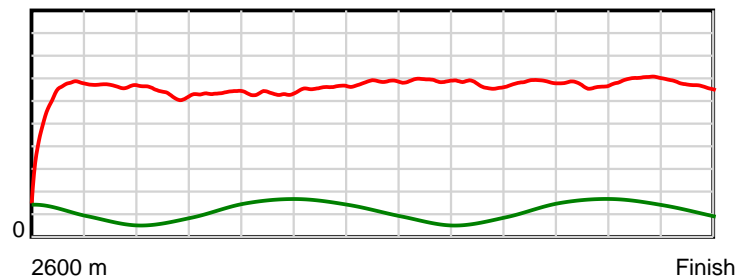
10 m Stride length



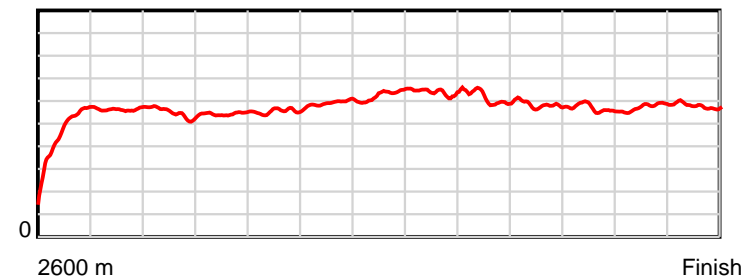
0.6 s Stride duration



20 m/sec Speed



100 % Stride efficiency



Note: Horizontal distance axis grid lines are 200m furlongs.

Disclaimer.

HRNZ and NZMTC and Thoroughbred Ratings Pty Ltd accepts no responsibility for the completeness or accuracy of any of the information contained herein, and makes no representations about its suitability for any particular purpose. Users should make their own judgements about those matters and/or seek independent advice. You assume all risks associated with use of the data provided on this page.



Race Results



May 29, 2020, Race 11, DUNSTAN FEED UP HANDICAP TROT, Distance 2600m, Addington - Survey 3200m

| Result | TAB no. | Horse (Barrier) | 2600 to | 2400m to |
|--------|---------|------------------------------|--------------|--------------|
| 9th | 8 | The Player (1) | 2400m | 2200m |
| | | Position in running (margin) | - | 1(0.0) |
| | | Sectional time (s) | 16.05 | 15.31 |
| | | Cumulative time (s) | 200.93 | 184.88 |
| | | Speed (m/s) | 12.46 | 13.06 |
| | | Stride length (m) | 7.05 | 6.24 |
| | | Stride duration (s) | 0.562 | 0.478 |
| | | Stride efficiency (%) | 77.67 | 60.93 |
| | | Stride count | 28.37 | 32.03 |

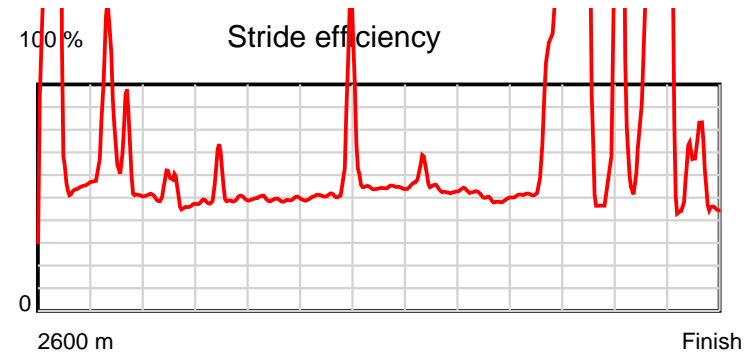
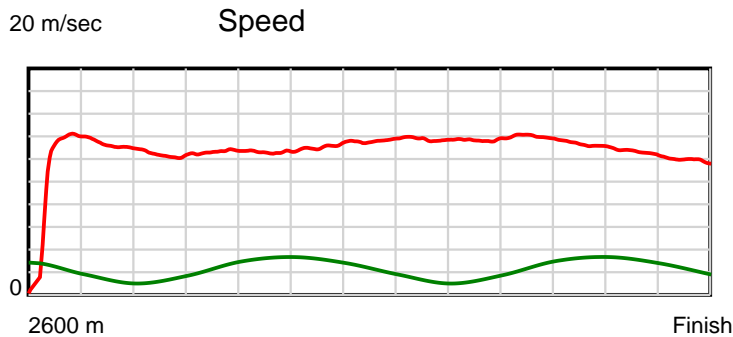
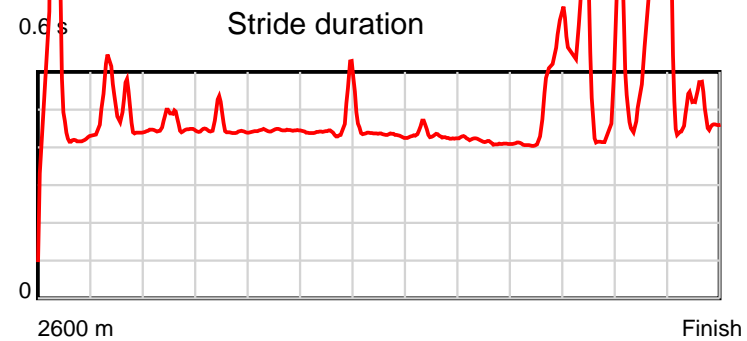
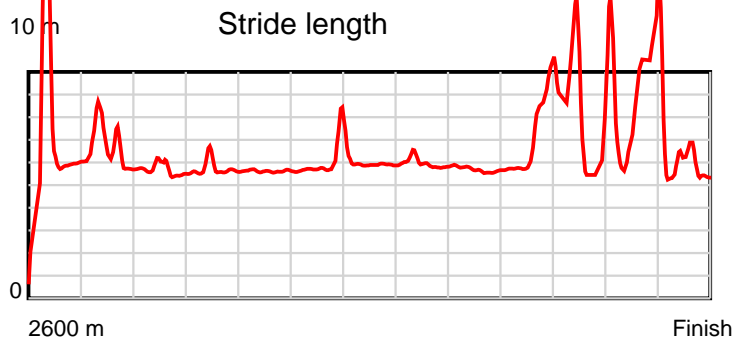
Disclaimer.

HRNZ and NZMTC and Thoroughbred Ratings Pty Ltd accepts no responsibility for the completeness or accuracy of any of the information contained herein, and makes no representations about its suitability for any particular purpose. Users should make their own judgements about those matters and/or seek independent advice. You assume all risks associated with use of the data provided on this page.

Race Results

May 29, 2020, Race 11, DUNSTAN FEED UP HANDICAP TROT, Distance 2600m, Addington - Survey 3200m

| Result | TAB no. | Horse (Barrier) | 2200m to | 2000m to | 1800m to | 1600m to | 1400m to | 1200m to | 1000m to | 800m to | 600m to | 400m to | 200m to | Total or | Margin |
|--------|---------|------------------------------|----------|----------|----------|----------|----------|----------|----------|---------|---------|---------|---------|----------|--------|
| 9th | 8 | The Player (1) | 2000m | 1800m | 1600m | 1400m | 1200m | 1000m | 800m | 600m | 400m | 200m | WP | Average | |
| | | Position in running (margin) | 1(0.0) | 1(0.0) | 1(0.0) | 1(0.0) | 1(0.0) | 1(0.0) | 1(0.0) | 1(0.0) | 1(0.0) | 1(0.0) | 3(2.7) | | 15.00 |
| | | Sectional time (s) | 16.01 | 15.85 | 16.07 | 15.37 | 14.75 | 14.49 | 14.64 | 14.34 | 15.43 | 15.77 | 16.85 | | |
| | | Cumulative time (s) | 169.57 | 153.56 | 137.71 | 121.64 | 106.27 | 91.52 | 77.03 | 62.39 | 48.05 | 32.62 | 16.85 | 3:20.93 | |
| | | Speed (m/s) | 12.49 | 12.62 | 12.45 | 13.01 | 13.56 | 13.80 | 13.66 | 13.95 | 12.96 | 12.68 | 11.87 | 12.94 | |
| | | Stride length (m) | 5.67 | 5.70 | 5.54 | 5.87 | 5.88 | 5.96 | 5.66 | 6.93 | 6.94 | 7.62 | 5.49 | 6.13 | |
| | | Stride duration (s) | 0.454 | 0.452 | 0.445 | 0.451 | 0.434 | 0.432 | 0.415 | 0.497 | 0.536 | 0.601 | 0.463 | 0.474 | |
| | | Stride efficiency (%) | 50.28 | 50.76 | 47.94 | 53.77 | 54.01 | 55.54 | 50.15 | 74.95 | 75.30 | 90.81 | 47.11 | 58.71 | |
| | | Stride count | 35.26 | 35.09 | 36.11 | 34.10 | 34.02 | 33.55 | 35.30 | 28.88 | 28.81 | 26.24 | 36.42 | 424.18 | |



Note: Horizontal distance axis grid lines are 200m furlongs.

Disclaimer.

HRNZ and NZMTC and Thoroughbred Ratings Pty Ltd accepts no responsibility for the completeness or accuracy of any of the information contained herein, and makes no representations about its suitability for any particular purpose. Users should make their own judgements about those matters and/or seek independent advice. You assume all risks associated with use of the data provided on this page.



Race Results



May 29, 2020, Race 11, DUNSTAN FEED UP HANDICAP TROT, Distance 2600m, Addington - Survey 3200m

| Result | TAB no. | Horse (Barrier) | 2600 to | 2400m to |
|--------|---------|------------------------------|---------|----------|
| 10th | 12 | Zsa Zoe (9) | 2400m | 2200m |
| | | Position in running (margin) | - | 8(13.2) |
| | | Sectional time (s) | 18.32 | 15.29 |
| | | Cumulative time (s) | 201.76 | 183.44 |
| | | Speed (m/s) | 10.92 | 13.08 |
| | | Stride length (m) | 5.70 | 6.10 |
| | | Stride duration (s) | 0.466 | 0.466 |
| | | Stride efficiency (%) | 50.76 | 58.08 |
| | | Stride count | 35.09 | 32.80 |

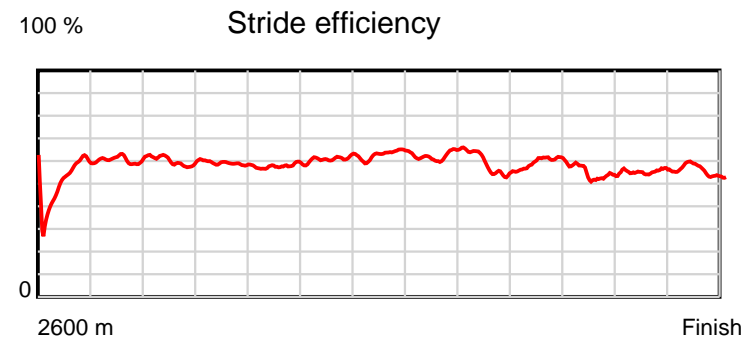
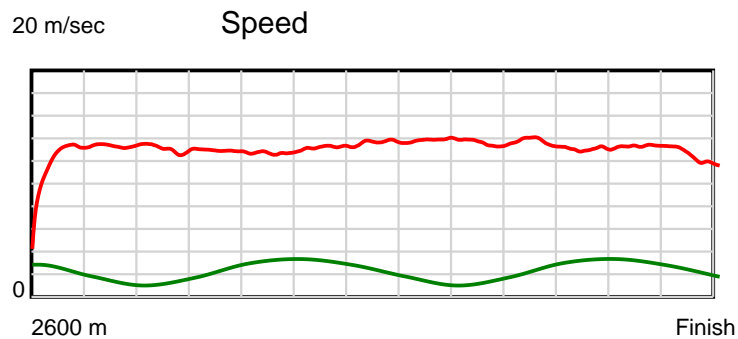
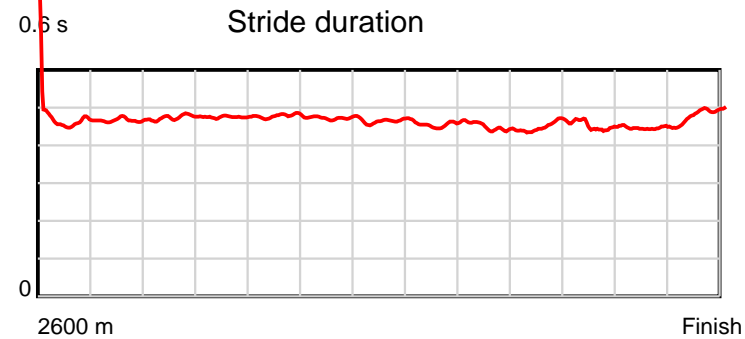
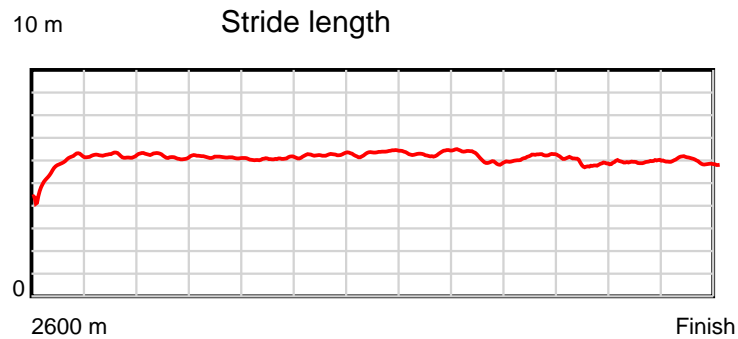
Disclaimer.

HRNZ and NZMTC and Thoroughbred Ratings Pty Ltd accepts no responsibility for the completeness or accuracy of any of the information contained herein, and makes no representations about its suitability for any particular purpose. Users should make their own judgements about those matters and/or seek independent advice. You assume all risks associated with use of the data provided on this page.

Race Results

May 29, 2020, Race 11, DUNSTAN FEED UP HANDICAP TROT, Distance 2600m, Addington - Survey 3200m

| Result | TAB no. | Horse (Barrier) | 2200m to | 2000m to | 1800m to | 1600m to | 1400m to | 1200m to | 1000m to | 800m to | 600m to | 400m to | 200m to | Total or | Margin |
|--------|---------|------------------------------|----------|----------|----------|----------|----------|----------|----------|---------|----------|----------|----------|----------|--------|
| 10th | 12 | Zsa Zoe (9) | 2000m | 1800m | 1600m | 1400m | 1200m | 1000m | 800m | 600m | 400m | 200m | WP | Average | |
| | | Position in running (margin) | 8(13.1) | 7(10.7) | 7(8.6) | 7(8.6) | 7(8.1) | 7(6.9) | 7(7.2) | 9(9.6) | 11(11.3) | 11(12.5) | 11(10.6) | | 19.60 |
| | | Sectional time (s) | 15.62 | 15.49 | 16.07 | 15.29 | 14.55 | 14.54 | 15.04 | 14.62 | 15.62 | 15.00 | 16.31 | | |
| | | Cumulative time (s) | 168.15 | 152.53 | 137.04 | 120.97 | 105.68 | 91.13 | 76.59 | 61.55 | 46.93 | 31.31 | 16.31 | 3:21.76 | |
| | | Speed (m/s) | 12.80 | 12.91 | 12.45 | 13.08 | 13.75 | 13.76 | 13.30 | 13.68 | 12.80 | 13.33 | 12.26 | 12.89 | |
| | | Stride length (m) | 6.06 | 6.13 | 5.94 | 6.18 | 6.38 | 6.26 | 5.95 | 6.17 | 5.77 | 5.93 | 5.97 | 6.04 | |
| | | Stride duration (s) | 0.474 | 0.475 | 0.478 | 0.473 | 0.464 | 0.455 | 0.448 | 0.451 | 0.451 | 0.445 | 0.487 | 0.468 | |
| | | Stride efficiency (%) | 57.46 | 58.68 | 55.21 | 59.76 | 63.65 | 61.21 | 55.37 | 59.40 | 52.07 | 54.98 | 55.68 | 56.94 | |
| | | Stride count | 32.98 | 32.64 | 33.65 | 32.34 | 31.34 | 31.96 | 33.60 | 32.44 | 34.65 | 33.72 | 33.51 | 430.72 | |



Note: Horizontal distance axis grid lines are 200m furlongs.

Disclaimer.

HRNZ and NZMTC and Thoroughbred Ratings Pty Ltd accepts no responsibility for the completeness or accuracy of any of the information contained herein, and makes no representations about its suitability for any particular purpose. Users should make their own judgements about those matters and/or seek independent advice. You assume all risks associated with use of the data provided on this page.



Race Results



May 29, 2020, Race 11, DUNSTAN FEED UP HANDICAP TROT, Distance 2600m, Addington - Survey 3200m

| Result | TAB no. | Horse (Barrier) | 2600 to | 2400m to |
|--------|---------|------------------------------|--------------|--------------|
| 11th | 3 | Momentous (8) | 2400m | 2200m |
| | | Position in running (margin) | - | 2(3.2) |
| | | Sectional time (s) | 16.60 | 15.19 |
| | | Cumulative time (s) | 202.39 | 185.79 |
| | | Speed (m/s) | 12.05 | 13.17 |
| | | Stride length (m) | 5.76 | 6.31 |
| | | Stride duration (s) | 0.471 | 0.479 |
| | | Stride efficiency (%) | 51.84 | 62.20 |
| | | Stride count | 34.72 | 31.70 |

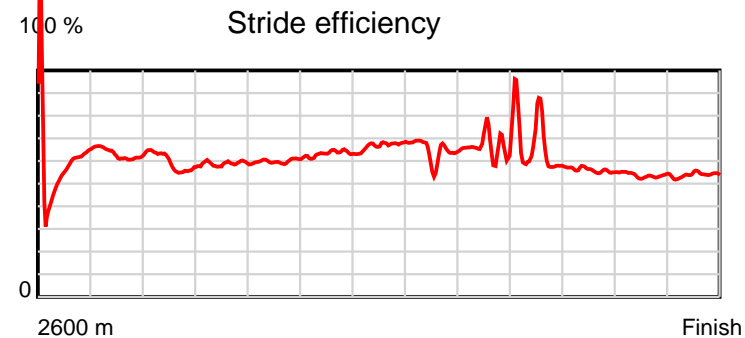
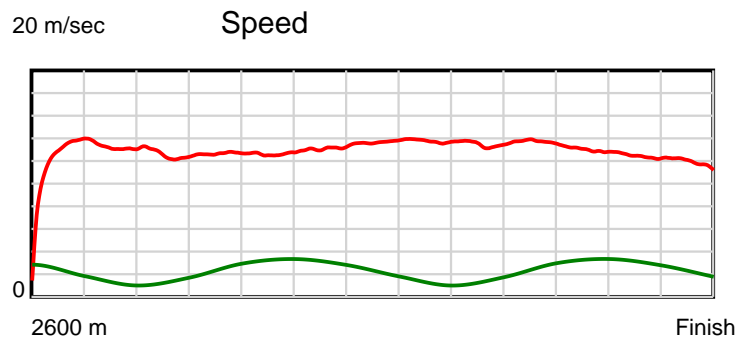
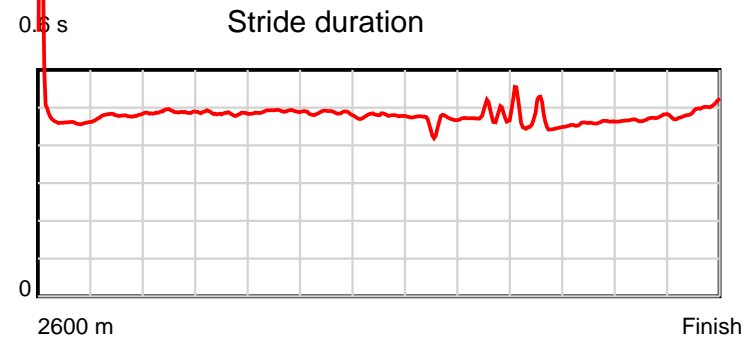
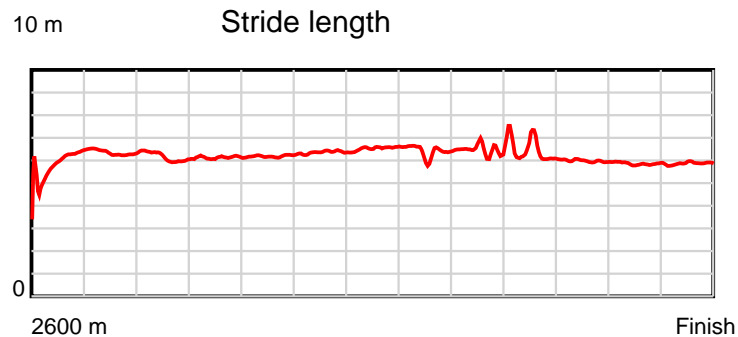
Disclaimer.

HRNZ and NZMTC and Thoroughbred Ratings Pty Ltd accepts no responsibility for the completeness or accuracy of any of the information contained herein, and makes no representations about its suitability for any particular purpose. Users should make their own judgements about those matters and/or seek independent advice. You assume all risks associated with use of the data provided on this page.

Race Results

May 29, 2020, Race 11, DUNSTAN FEED UP HANDICAP TROT, Distance 2600m, Addington - Survey 3200m

| Result | TAB no. | Horse (Barrier) | 2200m to | 2000m to | 1800m to | 1600m to | 1400m to | 1200m to | 1000m to | 800m to | 600m to | 400m to | 200m to | Total or | Margin |
|--------|---------|------------------------------|--------------|--------------|--------------|--------------|--------------|--------------|-------------|-------------|-------------|-------------|-----------|----------------|--------|
| 11th | 3 | Momentous (8) | 2000m | 1800m | 1600m | 1400m | 1200m | 1000m | 800m | 600m | 400m | 200m | WP | Average | |
| | | Position in running (margin) | 2(2.4) | 2(2.4) | 2(2.1) | 2(2.1) | 2(1.8) | 2(1.2) | 2(1.8) | 2(3.1) | 3(5.3) | 5(5.9) | 10(10.0) | | 23.00 |
| | | Sectional time (s) | 16.00 | 15.80 | 16.07 | 15.33 | 14.65 | 14.59 | 14.86 | 14.70 | 15.53 | 15.99 | 17.08 | | |
| | | Cumulative time (s) | 170.60 | 154.60 | 138.80 | 122.73 | 107.40 | 92.75 | 78.16 | 63.30 | 48.60 | 33.07 | 17.08 | 3:22.39 | |
| | | Speed (m/s) | 12.50 | 12.66 | 12.45 | 13.05 | 13.65 | 13.71 | 13.46 | 13.61 | 12.88 | 12.51 | 11.71 | 12.85 | |
| | | Stride length (m) | 6.10 | 6.13 | 6.10 | 6.34 | 6.53 | 6.36 | 6.40 | 6.26 | 5.91 | 5.89 | 5.79 | 6.14 | |
| | | Stride duration (s) | 0.488 | 0.484 | 0.490 | 0.486 | 0.478 | 0.464 | 0.476 | 0.460 | 0.459 | 0.471 | 0.495 | 0.478 | |
| | | Stride efficiency (%) | 58.14 | 58.64 | 58.18 | 62.72 | 66.67 | 63.23 | 64.05 | 61.16 | 54.55 | 54.26 | 52.46 | 58.82 | |
| | | Stride count | 32.79 | 32.65 | 32.78 | 31.57 | 30.62 | 31.44 | 31.24 | 31.97 | 33.85 | 33.94 | 34.52 | 423.79 | |



Note: Horizontal distance axis grid lines are 200m furlongs.

Disclaimer.

HRNZ and NZMTC and Thoroughbred Ratings Pty Ltd accepts no responsibility for the completeness or accuracy of any of the information contained herein, and makes no representations about its suitability for any particular purpose. Users should make their own judgements about those matters and/or seek independent advice. You assume all risks associated with use of the data provided on this page.



Race Results



May 29, 2020, Race 11, DUNSTAN FEED UP HANDICAP TROT, Distance 2600m, Addington - Survey 3200m

| Result | TAB no. | Horse (Barrier) | 2600 to | 2400m to |
|--------|---------|------------------------------|--------------|--------------|
| 12th | 6 | Sods Law (13) | 2400m | 2200m |
| | | Position in running (margin) | - | 5(11.3) |
| | | Sectional time (s) | 18.00 | 15.22 |
| | | Cumulative time (s) | 203.69 | 185.69 |
| | | Speed (m/s) | 11.11 | 13.14 |
| | | Stride length (m) | 5.62 | 6.09 |
| | | Stride duration (s) | 0.493 | 0.463 |
| | | Stride efficiency (%) | 49.37 | 57.92 |
| | | Stride count | 35.58 | 32.85 |

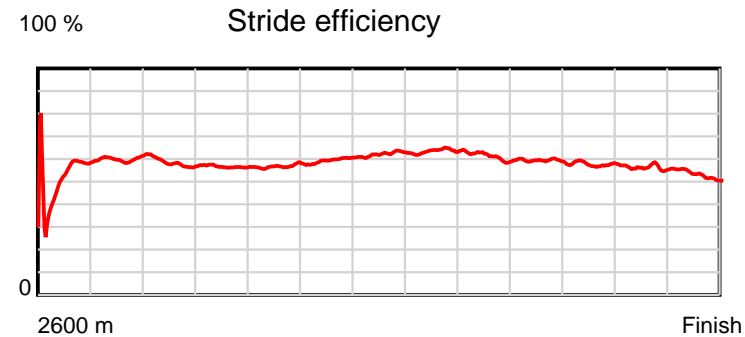
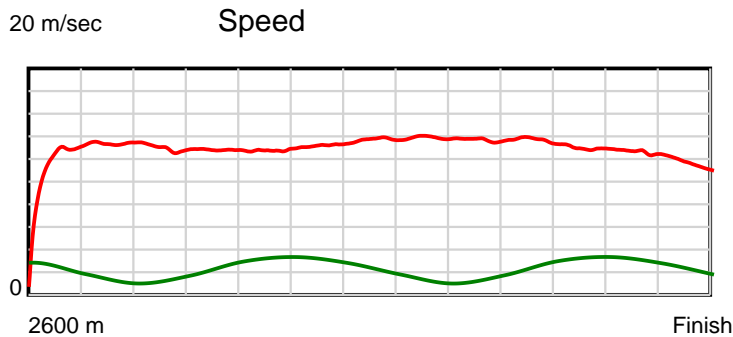
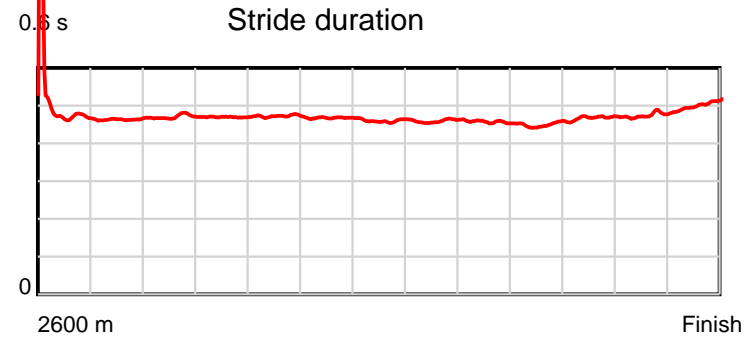
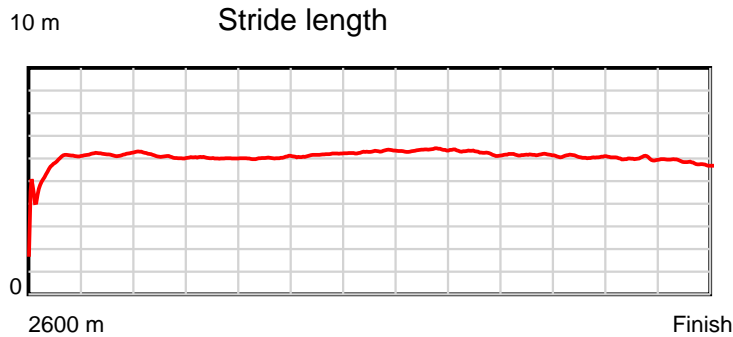
Disclaimer.

HRNZ and NZMTC and Thoroughbred Ratings Pty Ltd accepts no responsibility for the completeness or accuracy of any of the information contained herein, and makes no representations about its suitability for any particular purpose. Users should make their own judgements about those matters and/or seek independent advice. You assume all risks associated with use of the data provided on this page.

Race Results

May 29, 2020, Race 11, DUNSTAN FEED UP HANDICAP TROT, Distance 2600m, Addington - Survey 3200m

| Result | TAB no. | Horse (Barrier) | 2200m to | 2000m to | 1800m to | 1600m to | 1400m to | 1200m to | 1000m to | 800m to | 600m to | 400m to | 200m to | Total or | Margin |
|--------|---------|------------------------------|----------|----------|----------|----------|----------|----------|----------|---------|---------|----------|----------|----------|--------|
| 12th | 6 | Sods Law (13) | 2000m | 1800m | 1600m | 1400m | 1200m | 1000m | 800m | 600m | 400m | 200m | WP | Average | |
| | | Position in running (margin) | 6(10.7) | 5(8.4) | 5(6.7) | 5(6.1) | 4(5.8) | 5(4.7) | 6(5.8) | 6(7.5) | 8(9.8) | 10(11.3) | 12(15.2) | | 30.30 |
| | | Sectional time (s) | 15.64 | 15.56 | 15.97 | 15.32 | 14.56 | 14.67 | 14.93 | 14.72 | 15.69 | 15.95 | 17.46 | | |
| | | Cumulative time (s) | 170.47 | 154.83 | 139.27 | 123.30 | 107.98 | 93.42 | 78.75 | 63.82 | 49.10 | 33.41 | 17.46 | 3:23.69 | |
| | | Speed (m/s) | 12.79 | 12.85 | 12.52 | 13.05 | 13.74 | 13.63 | 13.40 | 13.59 | 12.75 | 12.54 | 11.45 | 12.76 | |
| | | Stride length (m) | 6.02 | 6.03 | 5.91 | 6.10 | 6.32 | 6.26 | 6.11 | 6.11 | 5.97 | 5.96 | 5.76 | 6.01 | |
| | | Stride duration (s) | 0.471 | 0.469 | 0.472 | 0.467 | 0.460 | 0.459 | 0.456 | 0.450 | 0.468 | 0.475 | 0.503 | 0.471 | |
| | | Stride efficiency (%) | 56.57 | 56.84 | 54.67 | 58.12 | 62.36 | 61.25 | 58.29 | 58.33 | 55.69 | 55.51 | 51.92 | 56.53 | |
| | | Stride count | 33.24 | 33.16 | 33.81 | 32.79 | 31.66 | 31.95 | 32.75 | 32.73 | 33.50 | 33.56 | 34.70 | 432.28 | |



Note: Horizontal distance axis grid lines are 200m furlongs.

Disclaimer.

HRNZ and NZMTC and Thoroughbred Ratings Pty Ltd accepts no responsibility for the completeness or accuracy of any of the information contained herein, and makes no representations about its suitability for any particular purpose. Users should make their own judgements about those matters and/or seek independent advice. You assume all risks associated with use of the data provided on this page.



Race Results



May 29, 2020, Race 11, DUNSTAN FEED UP HANDICAP TROT, Distance 2600m, Addington - Survey 3200m

| Result | TAB no. | Horse (Barrier) | 2600 to | 2400m to |
|--------|---------|------------------------------|--------------|--------------|
| 13th | 2 | Alvira Hest (4) | 2400m | 2200m |
| | | Position in running (margin) | - | 14(37.8) |
| | | Sectional time (s) | 22.30 | 14.99 |
| | | Cumulative time (s) | 208.12 | 185.82 |
| | | Speed (m/s) | 8.97 | 13.34 |
| | | Stride length (m) | 3.97 | 5.69 |
| | | Stride duration (s) | 0.435 | 0.426 |
| | | Stride efficiency (%) | 24.69 | 50.55 |
| | | Stride count | 50.32 | 35.16 |

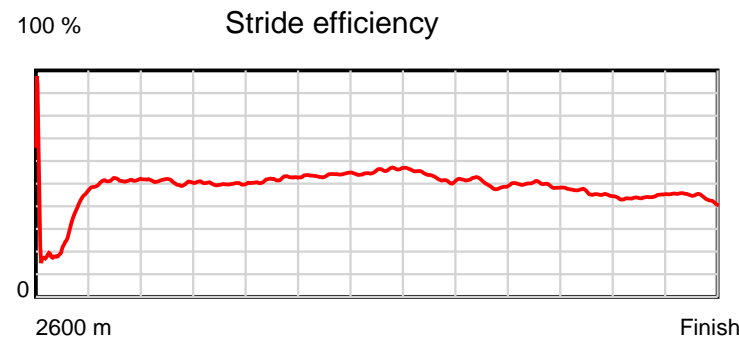
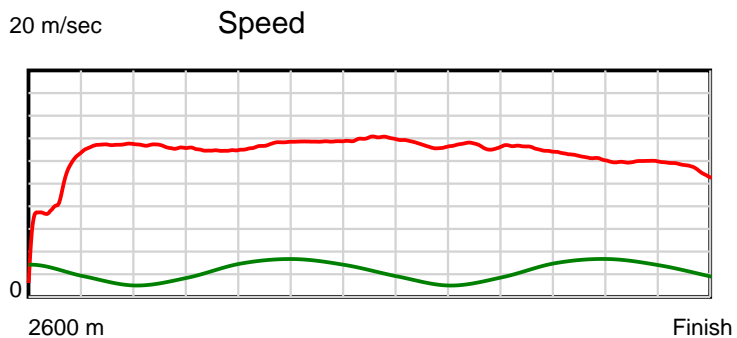
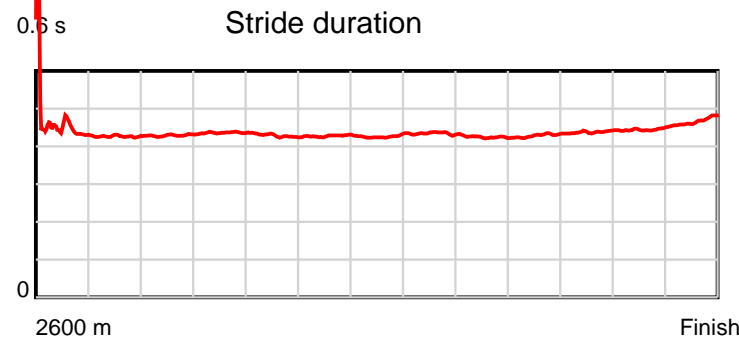
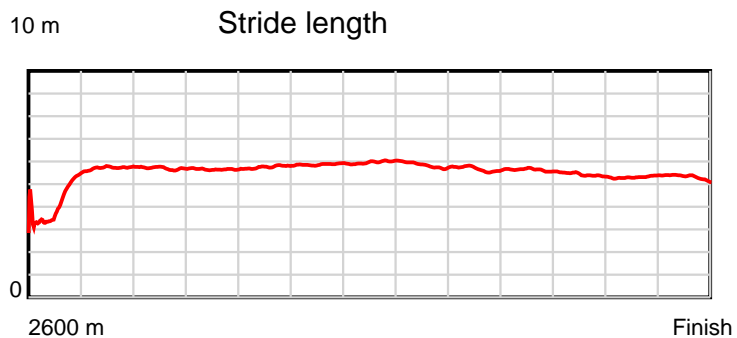
Disclaimer.

HRNZ and NZMTC and Thoroughbred Ratings Pty Ltd accepts no responsibility for the completeness or accuracy of any of the information contained herein, and makes no representations about its suitability for any particular purpose. Users should make their own judgements about those matters and/or seek independent advice. You assume all risks associated with use of the data provided on this page.

Race Results

May 29, 2020, Race 11, DUNSTAN FEED UP HANDICAP TROT, Distance 2600m, Addington - Survey 3200m

| Result | TAB no. | Horse (Barrier) | 2200m to | 2000m to | 1800m to | 1600m to | 1400m to | 1200m to | 1000m to | 800m to | 600m to | 400m to | 200m to | Total or | Margin |
|--------|---------|------------------------------|----------|----------|----------|----------|----------|----------|----------|----------|----------|----------|----------|----------|--------|
| 13th | 2 | Alvira Hest (4) | 2000m | 1800m | 1600m | 1400m | 1200m | 1000m | 800m | 600m | 400m | 200m | WP | Average | |
| | | Position in running (margin) | 13(35.8) | 13(30.8) | 13(28.0) | 13(21.7) | 13(16.9) | 13(14.2) | 13(17.1) | 13(20.3) | 13(26.7) | 13(31.9) | 13(40.8) | | 54.90 |
| | | Sectional time (s) | 15.18 | 15.38 | 15.02 | 14.56 | 14.31 | 14.96 | 15.18 | 15.40 | 16.30 | 16.79 | 17.75 | | |
| | | Cumulative time (s) | 170.83 | 155.65 | 140.27 | 125.25 | 110.69 | 96.38 | 81.42 | 66.24 | 50.84 | 34.54 | 17.75 | 3:28.12 | |
| | | Speed (m/s) | 13.18 | 13.00 | 13.32 | 13.74 | 13.98 | 13.37 | 13.18 | 12.99 | 12.27 | 11.91 | 11.27 | 12.49 | |
| | | Stride length (m) | 5.65 | 5.67 | 5.71 | 5.88 | 5.96 | 5.80 | 5.60 | 5.57 | 5.37 | 5.29 | 5.27 | 5.44 | |
| | | Stride duration (s) | 0.429 | 0.436 | 0.429 | 0.428 | 0.426 | 0.434 | 0.425 | 0.429 | 0.438 | 0.444 | 0.468 | 0.436 | |
| | | Stride efficiency (%) | 49.94 | 50.27 | 50.86 | 53.94 | 55.53 | 52.61 | 48.94 | 48.47 | 45.14 | 43.79 | 43.46 | 46.27 | |
| | | Stride count | 35.38 | 35.26 | 35.06 | 34.04 | 33.55 | 34.47 | 35.74 | 35.91 | 37.21 | 37.78 | 37.92 | 477.80 | |



Note: Horizontal distance axis grid lines are 200m furlongs.

Disclaimer.

HRNZ and NZMTC and Thoroughbred Ratings Pty Ltd accepts no responsibility for the completeness or accuracy of any of the information contained herein, and makes no representations about its suitability for any particular purpose. Users should make their own judgements about those matters and/or seek independent advice. You assume all risks associated with use of the data provided on this page.



Race Results



May 29, 2020, Race 11, DUNSTAN FEED UP HANDICAP TROT, Distance 2600m, Addington - Survey 3200m

| Result | TAB no. | Horse (Barrier) | 2600 to | 2400m to |
|--------|---------|------------------------------|--------------|--------------|
| 14th | 7 | Midnight Dash (14) | 2400m | 2200m |
| | | Position in running (margin) | - | 9(13.6) |
| | | Sectional time (s) | 18.50 | 20.02 |
| | | Cumulative time (s) | 209.10 | 190.60 |
| | | Speed (m/s) | 10.81 | 9.99 |
| | | Stride length (m) | 5.15 | 4.78 |
| | | Stride duration (s) | 0.472 | 0.478 |
| | | Stride efficiency (%) | 41.42 | 35.70 |
| | | Stride count | 38.85 | 41.84 |

Disclaimer.

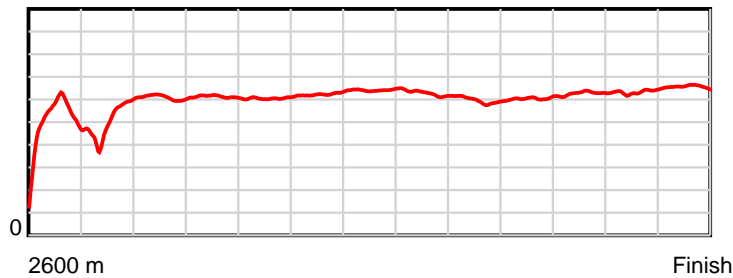
HRNZ and NZMTC and Thoroughbred Ratings Pty Ltd accepts no responsibility for the completeness or accuracy of any of the information contained herein, and makes no representations about its suitability for any particular purpose. Users should make their own judgements about those matters and/or seek independent advice. You assume all risks associated with use of the data provided on this page.

Race Results

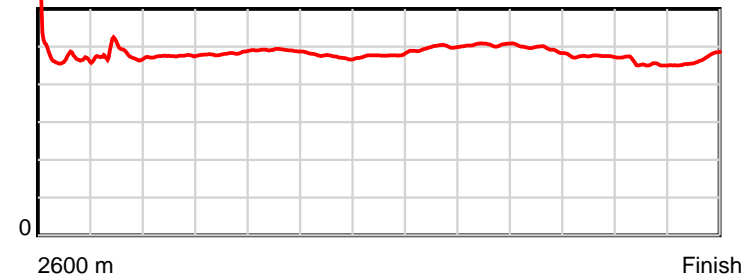
May 29, 2020, Race 11, DUNSTAN FEED UP HANDICAP TROT, Distance 2600m, Addington - Survey 3200m

| Result | TAB no. | Horse (Barrier) | 2200m to | 2000m to | 1800m to | 1600m to | 1400m to | 1200m to | 1000m to | 800m to | 600m to | 400m to | 200m to | Total or | Margin |
|--------|---------|------------------------------|----------|----------|----------|----------|----------|----------|----------|----------|----------|----------|----------|----------|--------|
| 14th | 7 | Midnight Dash (14) | 2000m | 1800m | 1600m | 1400m | 1200m | 1000m | 800m | 600m | 400m | 200m | WP | Average | |
| | | Position in running (margin) | 14(41.8) | 14(38.9) | 14(37.9) | 14(38.1) | 14(37.1) | 14(37.4) | 14(45.5) | 14(60.7) | 14(73.1) | 14(71.8) | 14(66.0) | | 60.30 |
| | | Sectional time (s) | 15.52 | 15.68 | 16.10 | 15.20 | 14.80 | 15.84 | 17.18 | 16.40 | 15.22 | 14.33 | 14.31 | | |
| | | Cumulative time (s) | 170.58 | 155.06 | 139.38 | 123.28 | 108.08 | 93.28 | 77.44 | 60.26 | 43.86 | 28.64 | 14.31 | 3:29.10 | |
| | | Speed (m/s) | 12.89 | 12.76 | 12.42 | 13.16 | 13.51 | 12.63 | 11.64 | 12.20 | 13.14 | 13.96 | 13.98 | 12.43 | |
| | | Stride length (m) | 6.12 | 6.15 | 6.09 | 6.23 | 6.46 | 6.28 | 5.88 | 6.02 | 6.22 | 6.36 | 6.55 | 5.98 | |
| | | Stride duration (s) | 0.475 | 0.482 | 0.490 | 0.474 | 0.478 | 0.498 | 0.505 | 0.494 | 0.473 | 0.456 | 0.469 | 0.481 | |
| | | Stride efficiency (%) | 58.52 | 59.10 | 57.96 | 60.63 | 65.12 | 61.72 | 54.08 | 56.66 | 60.48 | 63.24 | 67.08 | 55.83 | |
| | | Stride count | 32.68 | 32.52 | 32.84 | 32.11 | 30.98 | 31.82 | 34.00 | 33.21 | 32.15 | 31.44 | 30.53 | 434.97 | |

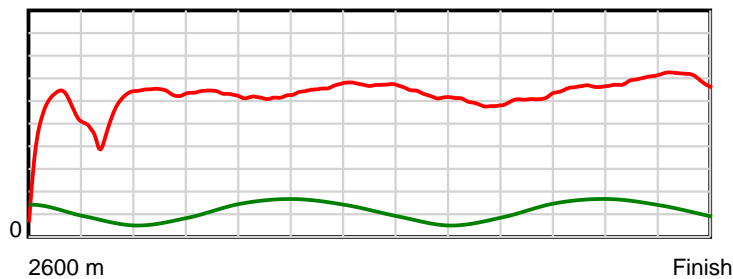
10 m Stride length



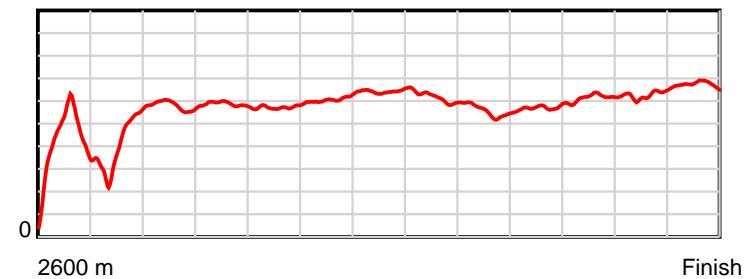
0.6 s Stride duration



20 m/sec Speed



100 % Stride efficiency



Note: Horizontal distance axis grid lines are 200m furlongs.

Disclaimer.

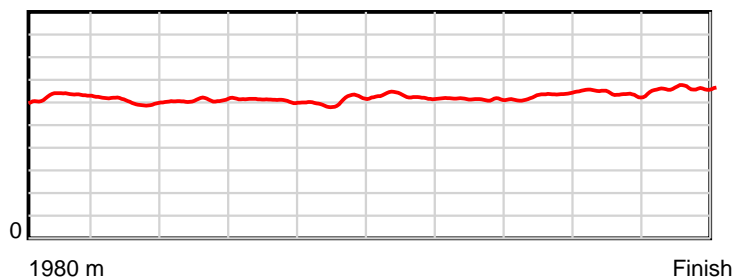
HRNZ and NZMTC and Thoroughbred Ratings Pty Ltd accepts no responsibility for the completeness or accuracy of any of the information contained herein, and makes no representations about its suitability for any particular purpose. Users should make their own judgements about those matters and/or seek independent advice. You assume all risks associated with use of the data provided on this page.

Race Results

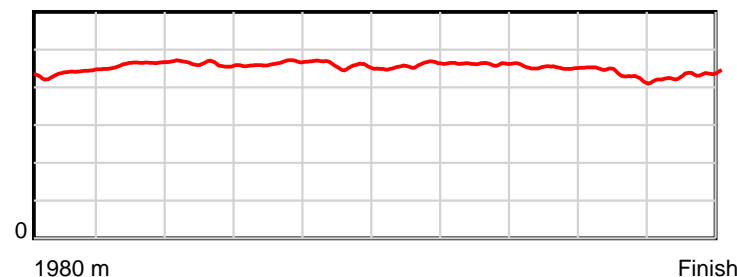
May 29, 2020, Race 12, EQUIFIBRE MOBILE PACE, Distance 1980m, Addington - Survey 1980m

| Result | TAB no. | Horse (Barrier) | 1980 to | 1800m to | 1600m to | 1400m to | 1200m to | 1000m to | 800m to | 600m to | 400m to | 200m to | Total or | Margin |
|--------|---------|------------------------------|--------------|--------------|--------------|--------------|--------------|-------------|-------------|-------------|-------------|-----------|----------------|--------|
| 1st | 4 | Fabrizio (4) | 1800m | 1600m | 1400m | 1200m | 1000m | 800m | 600m | 400m | 200m | WP | Average | |
| | | Position in running (margin) | - | 3(4.6) | 4(9.2) | 4(7.2) | 4(4.3) | 5(4.4) | 4(3.8) | 4(3.1) | 5(2.8) | 3(1.7) | | 0.00 |
| | | Sectional time (s) | 12.56 | 15.62 | 15.11 | 15.12 | 15.13 | 14.93 | 15.01 | 14.62 | 13.61 | 13.04 | | |
| | | Cumulative time (s) | 144.75 | 132.19 | 116.57 | 101.46 | 86.34 | 71.21 | 56.28 | 41.27 | 26.65 | 13.04 | 2:24.75 | |
| | | Speed (m/s) | 14.33 | 12.80 | 13.24 | 13.23 | 13.22 | 13.40 | 13.32 | 13.68 | 14.70 | 15.34 | 13.68 | |
| | | Stride length (m) | 6.31 | 5.92 | 6.12 | 6.13 | 6.06 | 6.14 | 6.16 | 6.18 | 6.37 | 6.64 | 6.20 | |
| | | Stride duration (s) | 0.437 | 0.462 | 0.463 | 0.464 | 0.459 | 0.458 | 0.463 | 0.452 | 0.433 | 0.433 | 0.453 | |
| | | Stride efficiency (%) | 62.16 | 54.67 | 58.54 | 58.74 | 57.45 | 58.84 | 59.35 | 59.74 | 63.43 | 68.94 | 60.01 | |
| | | Stride count | 28.54 | 33.81 | 32.68 | 32.62 | 32.98 | 32.59 | 32.45 | 32.35 | 31.39 | 30.11 | 319.52 | |

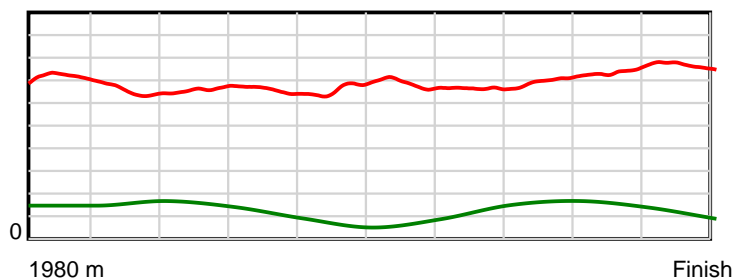
10 m Stride length



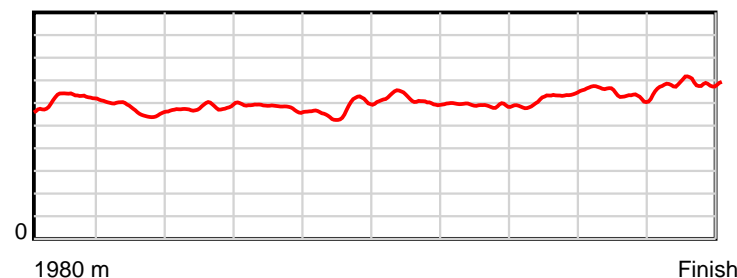
0.6 s Stride duration



20 m/sec Speed



100 % Stride efficiency



Note: Horizontal distance axis grid lines are 200m furlongs.

Disclaimer.

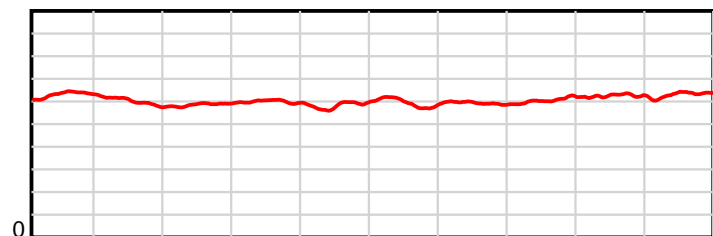
HRNZ and NZMTC and Thoroughbred Ratings Pty Ltd accepts no responsibility for the completeness or accuracy of any of the information contained herein, and makes no representations about its suitability for any particular purpose. Users should make their own judgements about those matters and/or seek independent advice. You assume all risks associated with use of the data provided on this page.

Race Results

May 29, 2020, Race 12, EQUIFIBRE MOBILE PACE, Distance 1980m, Addington - Survey 1980m

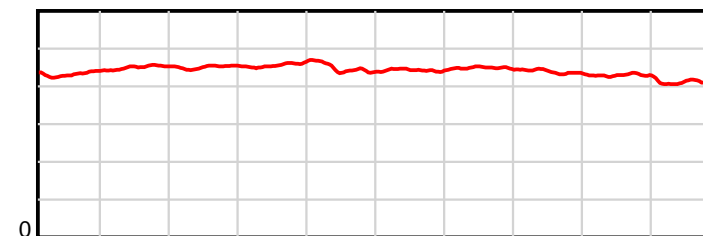
| Result | TAB no. | Horse (Barrier) | 1980 to | 1800m to | 1600m to | 1400m to | 1200m to | 1000m to | 800m to | 600m to | 400m to | 200m to | Total or | Margin |
|--------|---------|------------------------------|---------|----------|----------|----------|----------|----------|---------|---------|---------|---------|----------|--------|
| 2nd | 11 | The Maroon Mar... (11) | 1800m | 1600m | 1400m | 1200m | 1000m | 800m | 600m | 400m | 200m | WP | Average | |
| | | Position in running (margin) | - | 4(5.1) | 3(6.5) | 3(5.8) | 3(3.4) | 4(4.2) | 5(4.0) | 5(3.5) | 6(3.4) | 5(3.4) | | 1.40 |
| | | Sectional time (s) | 12.47 | 15.08 | 15.34 | 15.20 | 15.25 | 14.99 | 15.06 | 14.67 | 13.79 | 13.14 | | |
| | | Cumulative time (s) | 144.99 | 132.52 | 117.44 | 102.10 | 86.90 | 71.65 | 56.66 | 41.60 | 26.93 | 13.14 | 2:24.99 | |
| | | Speed (m/s) | 14.43 | 13.26 | 13.04 | 13.16 | 13.11 | 13.34 | 13.28 | 13.63 | 14.50 | 15.22 | 13.66 | |
| | | Stride length (m) | 6.33 | 5.97 | 5.88 | 6.02 | 5.86 | 5.91 | 5.96 | 5.97 | 6.22 | 6.27 | 6.03 | |
| | | Stride duration (s) | 0.432 | 0.450 | 0.451 | 0.457 | 0.447 | 0.443 | 0.449 | 0.438 | 0.429 | 0.412 | 0.442 | |
| | | Stride efficiency (%) | 62.62 | 55.78 | 54.04 | 56.57 | 53.69 | 54.55 | 55.55 | 55.76 | 60.51 | 61.46 | 56.88 | |
| | | Stride count | 28.44 | 33.47 | 34.01 | 33.24 | 34.12 | 33.85 | 33.54 | 33.48 | 32.14 | 31.89 | 328.18 | |

10 m Stride length



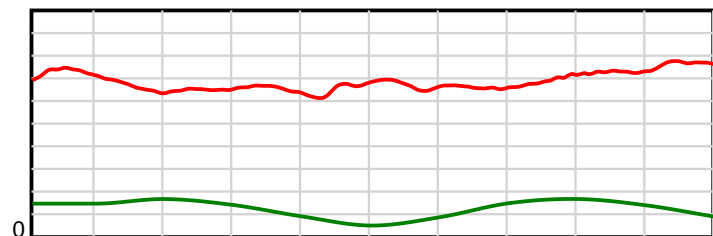
1980 m Finish

0.6 s Stride duration



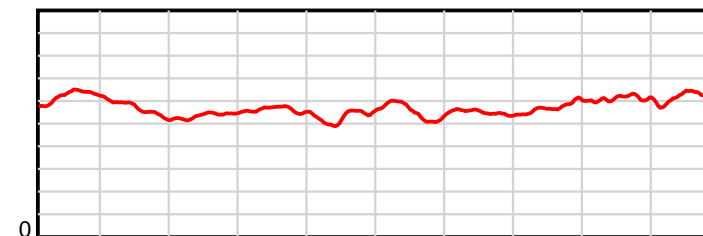
1980 m Finish

20 m/sec Speed



1980 m Finish

100 % Stride efficiency



1980 m Finish

Note: Horizontal distance axis grid lines are 200m furlongs.

Disclaimer.

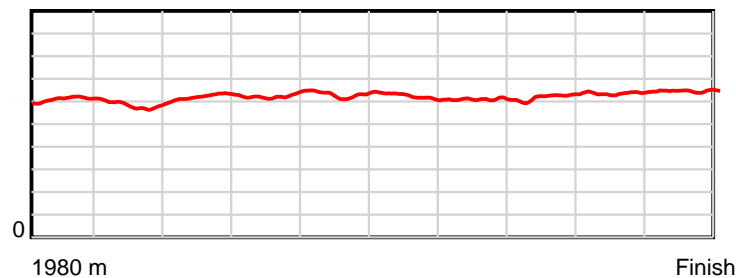
HRNZ and NZMTC and Thoroughbred Ratings Pty Ltd accepts no responsibility for the completeness or accuracy of any of the information contained herein, and makes no representations about its suitability for any particular purpose. Users should make their own judgements about those matters and/or seek independent advice. You assume all risks associated with use of the data provided on this page.

Race Results

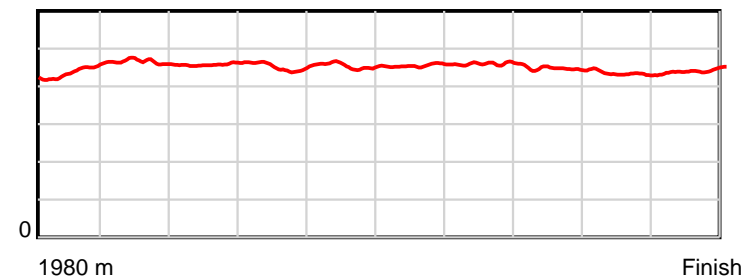
May 29, 2020, Race 12, EQUIFIBRE MOBILE PACE, Distance 1980m, Addington - Survey 1980m

| Result | TAB no. | Horse (Barrier) | 1980 to | 1800m to | 1600m to | 1400m to | 1200m to | 1000m to | 800m to | 600m to | 400m to | 200m to | Total or | Margin |
|--------|---------|------------------------------|--------------|--------------|--------------|--------------|--------------|-------------|-------------|-------------|-------------|-----------|----------------|--------|
| 3rd | 7 | Carlos Bromac (7) | 1800m | 1600m | 1400m | 1200m | 1000m | 800m | 600m | 400m | 200m | WP | Average | |
| | | Position in running (margin) | - | 8(7.6) | 9(17.1) | 9(12.9) | 6(5.5) | 2(2.8) | 3(2.2) | 3(1.5) | 3(0.8) | 2(0.2) | | 2.00 |
| | | Sectional time (s) | 13.13 | 16.42 | 14.76 | 14.35 | 14.68 | 14.93 | 15.01 | 14.56 | 13.69 | 13.58 | | |
| | | Cumulative time (s) | 145.11 | 131.98 | 115.56 | 100.80 | 86.45 | 71.77 | 56.84 | 41.83 | 27.27 | 13.58 | 2:25.11 | |
| | | Speed (m/s) | 13.71 | 12.18 | 13.55 | 13.94 | 13.62 | 13.40 | 13.32 | 13.74 | 14.61 | 14.73 | 13.64 | |
| | | Stride length (m) | 6.13 | 5.67 | 6.20 | 6.29 | 6.19 | 6.10 | 6.13 | 6.13 | 6.32 | 6.52 | 6.16 | |
| | | Stride duration (s) | 0.438 | 0.465 | 0.458 | 0.452 | 0.454 | 0.456 | 0.460 | 0.447 | 0.432 | 0.442 | 0.451 | |
| | | Stride efficiency (%) | 58.67 | 50.22 | 60.09 | 61.86 | 59.83 | 58.21 | 58.63 | 58.77 | 62.33 | 66.38 | 59.30 | |
| | | Stride count | 29.38 | 35.28 | 32.25 | 31.79 | 32.32 | 32.77 | 32.65 | 32.61 | 31.67 | 30.69 | 321.41 | |

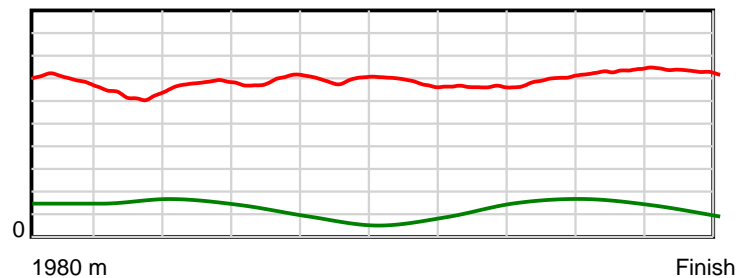
10 m Stride length



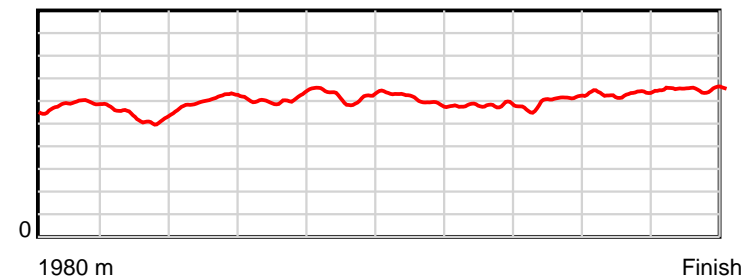
0.6 s Stride duration



20 m/sec Speed



100 % Stride efficiency



Note: Horizontal distance axis grid lines are 200m furlongs.

Disclaimer.

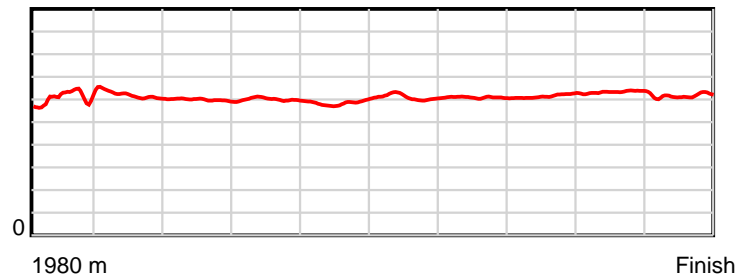
HRNZ and NZMTC and Thoroughbred Ratings Pty Ltd accepts no responsibility for the completeness or accuracy of any of the information contained herein, and makes no representations about its suitability for any particular purpose. Users should make their own judgements about those matters and/or seek independent advice. You assume all risks associated with use of the data provided on this page.

Race Results

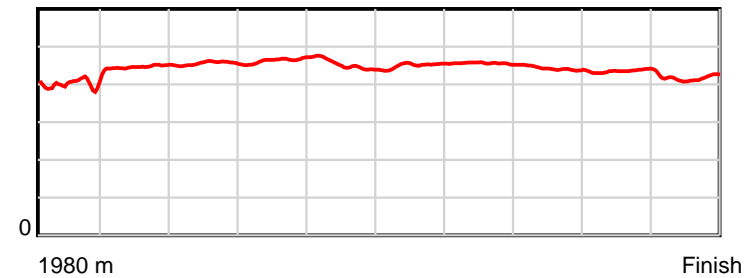
May 29, 2020, Race 12, EQUIFIBRE MOBILE PACE, Distance 1980m, Addington - Survey 1980m

| Result | TAB no. | Horse (Barrier) | 1980 to | 1800m to | 1600m to | 1400m to | 1200m to | 1000m to | 800m to | 600m to | 400m to | 200m to | Total or | Margin |
|--------|---------|------------------------------|--------------|--------------|--------------|--------------|--------------|-------------|-------------|-------------|-------------|-----------|----------------|--------|
| 4th | 1 | Pocket Watch (1) | 1800m | 1600m | 1400m | 1200m | 1000m | 800m | 600m | 400m | 200m | WP | Average | |
| | | Position in running (margin) | - | 1(0.0) | 1(0.0) | 1(0.0) | 1(0.0) | 3(2.9) | 2(0.9) | 2(1.0) | 2(0.1) | 4(2.0) | | 2.80 |
| | | Sectional time (s) | 11.76 | 14.84 | 15.45 | 15.60 | 15.61 | 14.69 | 15.15 | 14.52 | 14.10 | 13.53 | | |
| | | Cumulative time (s) | 145.25 | 133.49 | 118.65 | 103.20 | 87.60 | 71.99 | 57.30 | 42.15 | 27.63 | 13.53 | 2:25.25 | |
| | | Speed (m/s) | 15.31 | 13.48 | 12.94 | 12.82 | 12.81 | 13.61 | 13.20 | 13.77 | 14.18 | 14.78 | 13.63 | |
| | | Stride length (m) | 6.08 | 6.02 | 5.90 | 5.95 | 5.79 | 6.13 | 6.02 | 6.09 | 6.17 | 6.16 | 6.03 | |
| | | Stride duration (s) | 0.398 | 0.447 | 0.456 | 0.464 | 0.452 | 0.450 | 0.456 | 0.442 | 0.435 | 0.417 | 0.442 | |
| | | Stride efficiency (%) | 57.74 | 56.68 | 54.35 | 55.31 | 52.40 | 58.65 | 56.54 | 57.96 | 59.50 | 59.24 | 56.76 | |
| | | Stride count | 29.61 | 33.21 | 33.91 | 33.62 | 34.54 | 32.65 | 33.25 | 32.84 | 32.41 | 32.48 | 328.52 | |

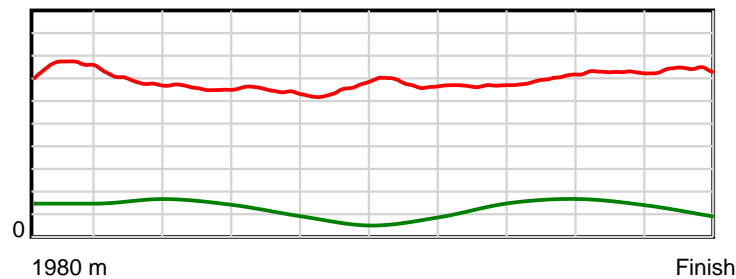
10 m Stride length



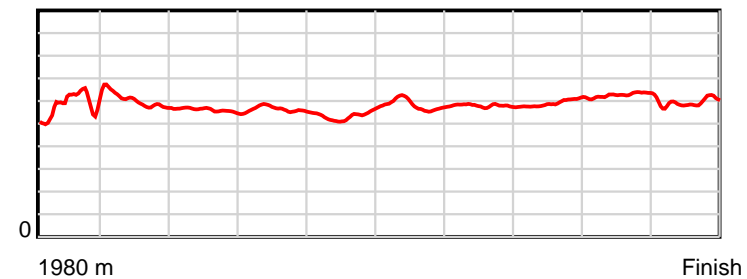
0.6 s Stride duration



20 m/sec Speed



100 % Stride efficiency



Note: Horizontal distance axis grid lines are 200m furlongs.

Disclaimer.

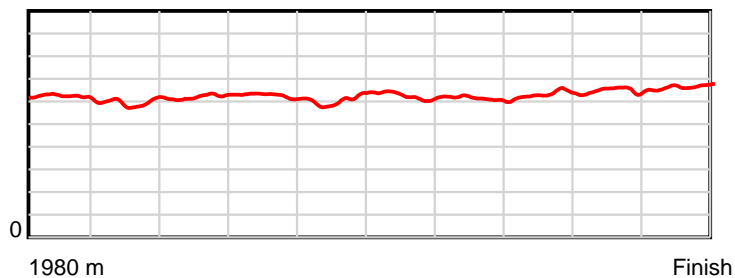
HRNZ and NZMTC and Thoroughbred Ratings Pty Ltd accepts no responsibility for the completeness or accuracy of any of the information contained herein, and makes no representations about its suitability for any particular purpose. Users should make their own judgements about those matters and/or seek independent advice. You assume all risks associated with use of the data provided on this page.

Race Results

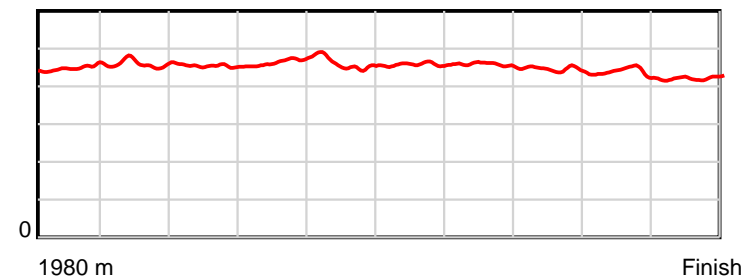
May 29, 2020, Race 12, EQUIFIBRE MOBILE PACE, Distance 1980m, Addington - Survey 1980m

| Result | TAB no. | Horse (Barrier) | 1980 to | 1800m to | 1600m to | 1400m to | 1200m to | 1000m to | 800m to | 600m to | 400m to | 200m to | Total or | Margin |
|--------|---------|------------------------------|---------|----------|----------|----------|----------|----------|---------|---------|---------|---------|----------|--------|
| 5th | 5 | Vulcan Star(AU... (5) | 1800m | 1600m | 1400m | 1200m | 1000m | 800m | 600m | 400m | 200m | WP | Average | |
| | | Position in running (margin) | - | 10(8.8) | 7(14.7) | 7(10.7) | 8(7.1) | 8(8.1) | 9(7.5) | 10(6.9) | 11(5.9) | 10(6.5) | | 3.00 |
| | | Sectional time (s) | 13.22 | 15.82 | 14.78 | 15.00 | 15.29 | 14.92 | 15.05 | 14.50 | 13.90 | 12.80 | | |
| | | Cumulative time (s) | 145.28 | 132.06 | 116.24 | 101.46 | 86.46 | 71.17 | 56.25 | 41.20 | 26.70 | 12.80 | 2:25.28 | |
| | | Speed (m/s) | 13.62 | 12.64 | 13.53 | 13.33 | 13.08 | 13.40 | 13.29 | 13.79 | 14.39 | 15.62 | 13.63 | |
| | | Stride length (m) | 6.14 | 5.81 | 6.14 | 6.20 | 6.02 | 6.13 | 6.08 | 6.14 | 6.29 | 6.60 | 6.15 | |
| | | Stride duration (s) | 0.449 | 0.459 | 0.454 | 0.465 | 0.460 | 0.457 | 0.457 | 0.445 | 0.437 | 0.422 | 0.451 | |
| | | Stride efficiency (%) | 58.91 | 52.70 | 58.96 | 59.99 | 56.63 | 58.74 | 57.78 | 58.93 | 61.81 | 68.06 | 59.08 | |
| | | Stride count | 29.32 | 34.44 | 32.56 | 32.28 | 33.22 | 32.62 | 32.89 | 32.57 | 31.80 | 30.31 | 322.01 | |

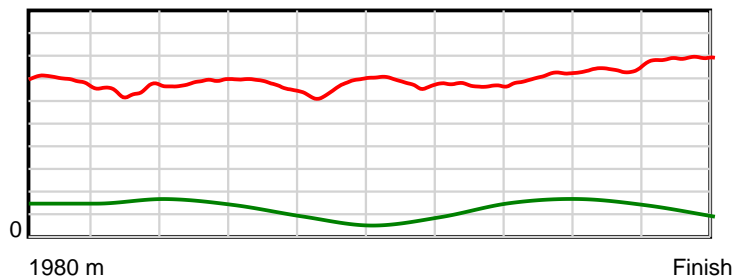
10 m Stride length



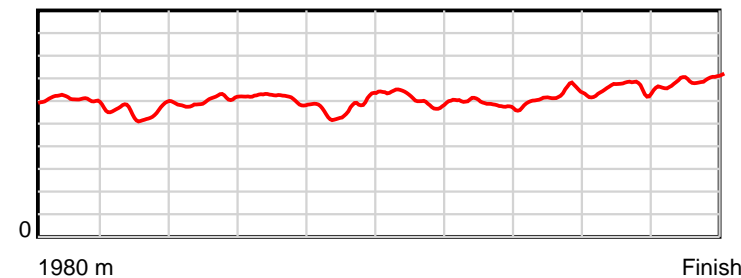
0.6 s Stride duration



20 m/sec Speed



100 % Stride efficiency



Note: Horizontal distance axis grid lines are 200m furlongs.

Disclaimer.

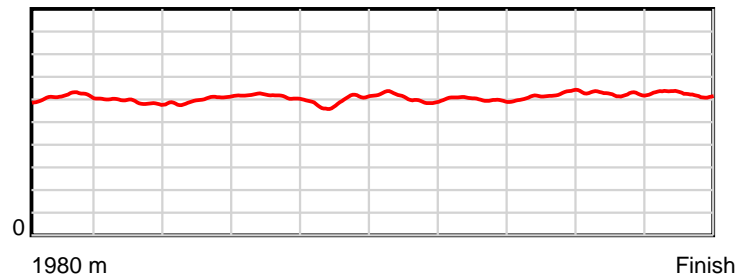
HRNZ and NZMTC and Thoroughbred Ratings Pty Ltd accepts no responsibility for the completeness or accuracy of any of the information contained herein, and makes no representations about its suitability for any particular purpose. Users should make their own judgements about those matters and/or seek independent advice. You assume all risks associated with use of the data provided on this page.

Race Results

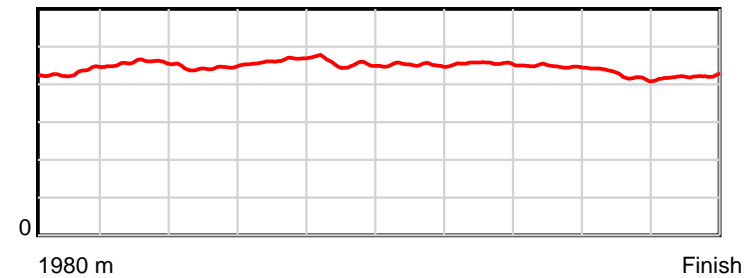
May 29, 2020, Race 12, EQUIFIBRE MOBILE PACE, Distance 1980m, Addington - Survey 1980m

| Result | TAB no. | Horse (Barrier) | 1980 to | 1800m to | 1600m to | 1400m to | 1200m to | 1000m to | 800m to | 600m to | 400m to | 200m to | Total or | Margin |
|--------|---------|------------------------------|--------------|--------------|--------------|--------------|--------------|-------------|-------------|-------------|-------------|-----------|----------------|--------|
| 6th | 12 | Brantley (12) | 1800m | 1600m | 1400m | 1200m | 1000m | 800m | 600m | 400m | 200m | WP | Average | |
| | | Position in running (margin) | - | 7(7.2) | 6(13.4) | 5(8.4) | 5(5.1) | 6(6.5) | 6(5.4) | 8(5.3) | 10(5.0) | 6(3.9) | | 4.40 |
| | | Sectional time (s) | 12.93 | 15.86 | 14.62 | 15.05 | 15.36 | 14.83 | 15.13 | 14.62 | 13.61 | 13.53 | | |
| | | Cumulative time (s) | 145.54 | 132.61 | 116.75 | 102.13 | 87.08 | 71.72 | 56.89 | 41.76 | 27.14 | 13.53 | 2:25.54 | |
| | | Speed (m/s) | 13.92 | 12.61 | 13.68 | 13.29 | 13.02 | 13.49 | 13.22 | 13.68 | 14.70 | 14.78 | 13.60 | |
| | | Stride length (m) | 6.18 | 5.77 | 6.07 | 6.15 | 5.94 | 6.09 | 6.02 | 6.12 | 6.23 | 6.23 | 6.08 | |
| | | Stride duration (s) | 0.432 | 0.457 | 0.444 | 0.463 | 0.456 | 0.451 | 0.456 | 0.448 | 0.424 | 0.422 | 0.447 | |
| | | Stride efficiency (%) | 59.69 | 51.98 | 57.63 | 59.20 | 55.15 | 57.90 | 56.72 | 58.61 | 60.75 | 60.71 | 57.72 | |
| | | Stride count | 29.12 | 34.68 | 32.93 | 32.49 | 33.67 | 32.86 | 33.20 | 32.66 | 32.08 | 32.09 | 325.78 | |

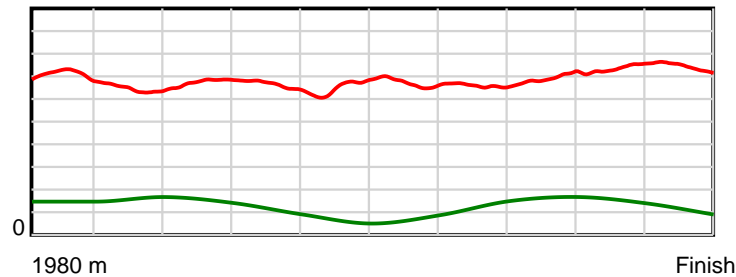
10 m Stride length



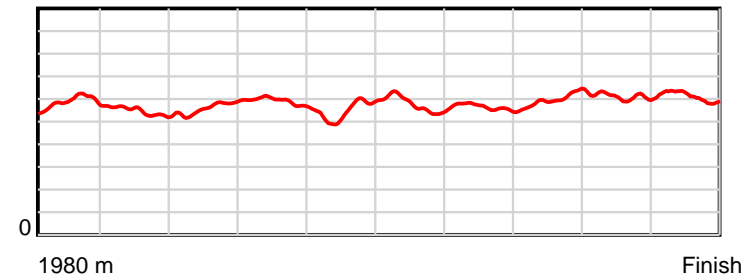
0.6 s Stride duration



20 m/sec Speed



100 % Stride efficiency



Note: Horizontal distance axis grid lines are 200m furlongs.

Disclaimer.

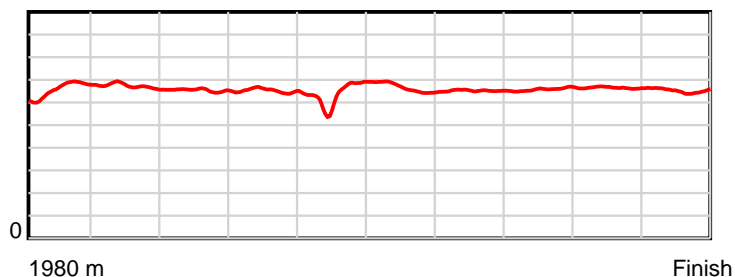
HRNZ and NZMTC and Thoroughbred Ratings Pty Ltd accepts no responsibility for the completeness or accuracy of any of the information contained herein, and makes no representations about its suitability for any particular purpose. Users should make their own judgements about those matters and/or seek independent advice. You assume all risks associated with use of the data provided on this page.

Race Results

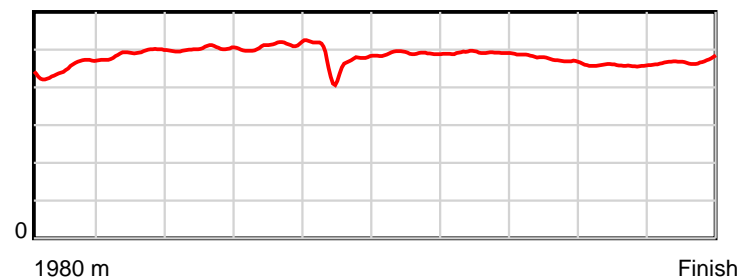
May 29, 2020, Race 12, EQUIFIBRE MOBILE PACE, Distance 1980m, Addington - Survey 1980m

| Result | TAB no. | Horse (Barrier) | 1980 to | 1800m to | 1600m to | 1400m to | 1200m to | 1000m to | 800m to | 600m to | 400m to | 200m to | Total or | Margin |
|--------|---------|------------------------------|---------|----------|----------|----------|----------|----------|---------|---------|---------|---------|----------|--------|
| 7th | 2 | Rocknroll Rod (2) | 1800m | 1600m | 1400m | 1200m | 1000m | 800m | 600m | 400m | 200m | WP | Average | |
| | | Position in running (margin) | - | 2(2.6) | 2(2.4) | 2(1.3) | 2(0.9) | 1(0.0) | 1(0.0) | 1(0.0) | 1(0.0) | 1(0.0) | | 6.10 |
| | | Sectional time (s) | 12.16 | 14.80 | 15.28 | 15.53 | 14.97 | 15.03 | 15.14 | 14.67 | 13.79 | 14.47 | | |
| | | Cumulative time (s) | 145.84 | 133.68 | 118.88 | 103.60 | 88.07 | 73.10 | 58.07 | 42.93 | 28.26 | 14.47 | 2:25.84 | |
| | | Speed (m/s) | 14.80 | 13.51 | 13.09 | 12.88 | 13.36 | 13.31 | 13.21 | 13.63 | 14.50 | 13.82 | 13.58 | |
| | | Stride length (m) | 6.69 | 6.64 | 6.58 | 6.58 | 6.33 | 6.52 | 6.50 | 6.48 | 6.64 | 6.50 | 6.54 | |
| | | Stride duration (s) | 0.452 | 0.492 | 0.503 | 0.511 | 0.474 | 0.490 | 0.492 | 0.475 | 0.458 | 0.470 | 0.482 | |
| | | Stride efficiency (%) | 69.85 | 68.96 | 67.64 | 67.66 | 62.69 | 66.44 | 66.01 | 65.58 | 68.96 | 66.04 | 66.91 | |
| | | Stride count | 26.92 | 30.11 | 30.40 | 30.39 | 31.58 | 30.67 | 30.77 | 30.87 | 30.11 | 30.76 | 302.58 | |

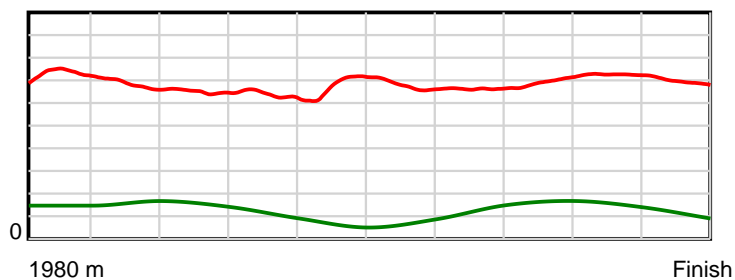
10 m Stride length



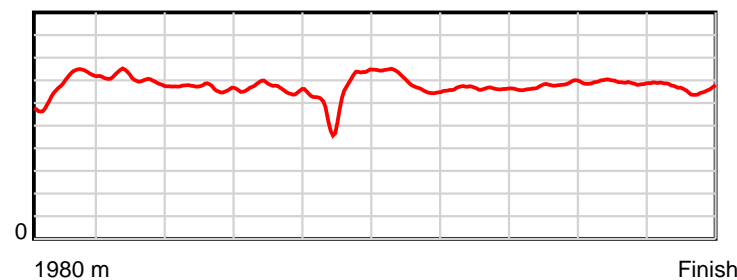
0.6 s Stride duration



20 m/sec Speed



100 % Stride efficiency



Note: Horizontal distance axis grid lines are 200m furlongs.

Disclaimer.

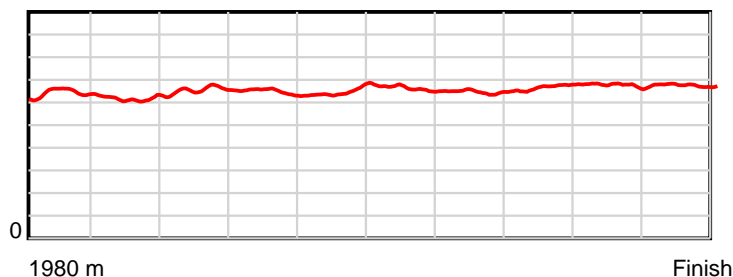
HRNZ and NZMTC and Thoroughbred Ratings Pty Ltd accepts no responsibility for the completeness or accuracy of any of the information contained herein, and makes no representations about its suitability for any particular purpose. Users should make their own judgements about those matters and/or seek independent advice. You assume all risks associated with use of the data provided on this page.

Race Results

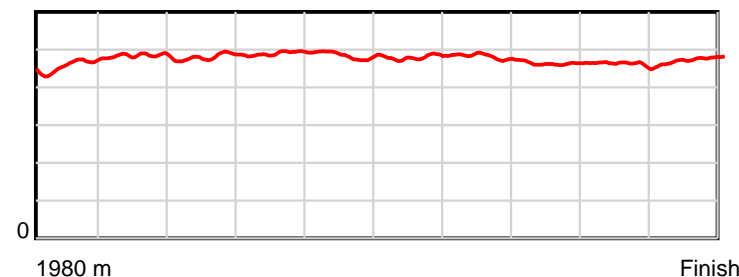
May 29, 2020, Race 12, EQUIFIBRE MOBILE PACE, Distance 1980m, Addington - Survey 1980m

| Result | TAB no. | Horse (Barrier) | 1980 to | 1800m to | 1600m to | 1400m to | 1200m to | 1000m to | 800m to | 600m to | 400m to | 200m to | Total or | Margin |
|--------|---------|------------------------------|--------------|--------------|--------------|--------------|--------------|-------------|-------------|-------------|-------------|-----------|----------------|--------|
| 8th | 6 | Taxman (6) | 1800m | 1600m | 1400m | 1200m | 1000m | 800m | 600m | 400m | 200m | WP | Average | |
| | | Position in running (margin) | - | 6(6.9) | 8(14.8) | 8(11.6) | 9(8.9) | 8(7.2) | 9(5.9) | 7(3.9) | 8(5.8) | | | 10.00 |
| | | Sectional time (s) | 13.01 | 16.17 | 14.91 | 15.14 | 15.27 | 14.61 | 14.93 | 14.34 | 14.10 | 14.06 | | |
| | | Cumulative time (s) | 146.54 | 133.53 | 117.36 | 102.45 | 87.31 | 72.04 | 57.43 | 42.50 | 28.16 | 14.06 | 2:26.54 | |
| | | Speed (m/s) | 13.84 | 12.37 | 13.41 | 13.21 | 13.10 | 13.69 | 13.40 | 13.95 | 14.18 | 14.22 | 13.51 | |
| | | Stride length (m) | 6.43 | 5.99 | 6.45 | 6.47 | 6.35 | 6.57 | 6.44 | 6.46 | 6.54 | 6.76 | 6.44 | |
| | | Stride duration (s) | 0.459 | 0.484 | 0.481 | 0.490 | 0.485 | 0.480 | 0.480 | 0.463 | 0.461 | 0.475 | 0.477 | |
| | | Stride efficiency (%) | 64.54 | 56.00 | 64.92 | 65.41 | 63.01 | 67.41 | 64.73 | 65.18 | 66.87 | 71.48 | 64.79 | |
| | | Stride count | 28.01 | 33.41 | 31.03 | 30.91 | 31.50 | 30.45 | 31.08 | 30.97 | 30.57 | 29.57 | 307.50 | |

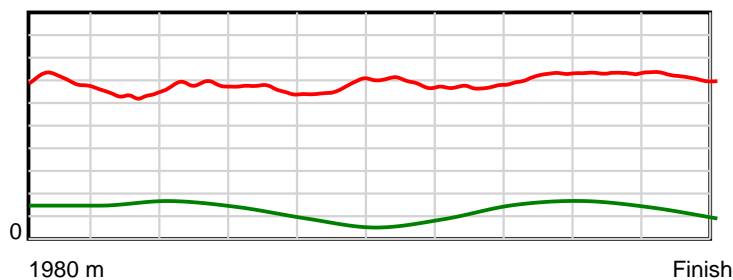
10 m Stride length



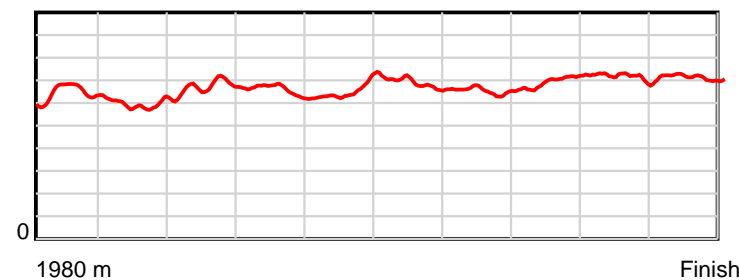
0.6 s Stride duration



20 m/sec Speed



100 % Stride efficiency



Note: Horizontal distance axis grid lines are 200m furlongs.

Disclaimer.

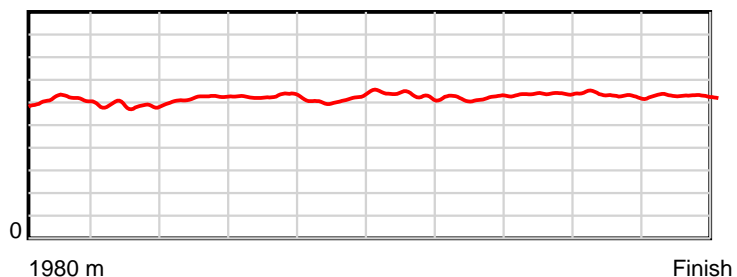
HRNZ and NZMTC and Thoroughbred Ratings Pty Ltd accepts no responsibility for the completeness or accuracy of any of the information contained herein, and makes no representations about its suitability for any particular purpose. Users should make their own judgements about those matters and/or seek independent advice. You assume all risks associated with use of the data provided on this page.

Race Results

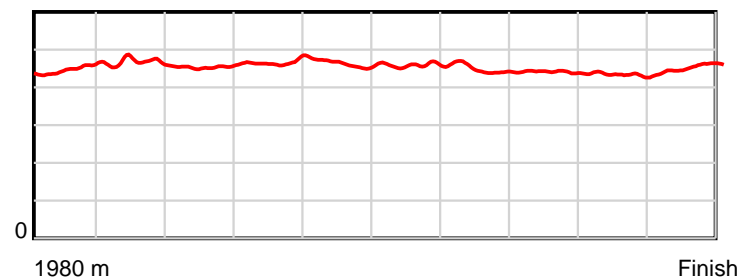
May 29, 2020, Race 12, EQUIFIBRE MOBILE PACE, Distance 1980m, Addington - Survey 1980m

| Result | TAB no. | Horse (Barrier) | 1980 to | 1800m to | 1600m to | 1400m to | 1200m to | 1000m to | 800m to | 600m to | 400m to | 200m to | Total or | Margin |
|--------|---------|------------------------------|--------------|--------------|--------------|--------------|--------------|-------------|-------------|-------------|-------------|-----------|----------------|--------|
| 9th | 10 | Tom Martin (10) | 1800m | 1600m | 1400m | 1200m | 1000m | 800m | 600m | 400m | 200m | WP | Average | |
| | | Position in running (margin) | - | 11(10.5) | 10(19.2) | 10(15.3) | 10(10.5) | 10(10.6) | 11(9.6) | 6(4.9) | 4(2.5) | 7(4.2) | | 10.10 |
| | | Sectional time (s) | 13.54 | 16.28 | 14.81 | 14.80 | 15.14 | 14.87 | 14.35 | 14.27 | 14.07 | 14.44 | | |
| | | Cumulative time (s) | 146.57 | 133.03 | 116.75 | 101.94 | 87.14 | 72.00 | 57.13 | 42.78 | 28.51 | 14.44 | 2:26.57 | |
| | | Speed (m/s) | 13.29 | 12.29 | 13.50 | 13.51 | 13.21 | 13.45 | 13.94 | 14.02 | 14.21 | 13.85 | 13.51 | |
| | | Stride length (m) | 6.19 | 5.74 | 6.13 | 6.31 | 6.11 | 6.17 | 6.24 | 6.17 | 6.16 | 6.29 | 6.15 | |
| | | Stride duration (s) | 0.448 | 0.468 | 0.454 | 0.467 | 0.463 | 0.458 | 0.448 | 0.441 | 0.434 | 0.454 | 0.455 | |
| | | Stride efficiency (%) | 59.84 | 51.55 | 58.67 | 62.25 | 58.41 | 59.41 | 60.89 | 59.58 | 59.32 | 61.88 | 59.06 | |
| | | Stride count | 29.09 | 34.82 | 32.64 | 31.69 | 32.71 | 32.44 | 32.04 | 32.39 | 32.46 | 31.78 | 322.06 | |

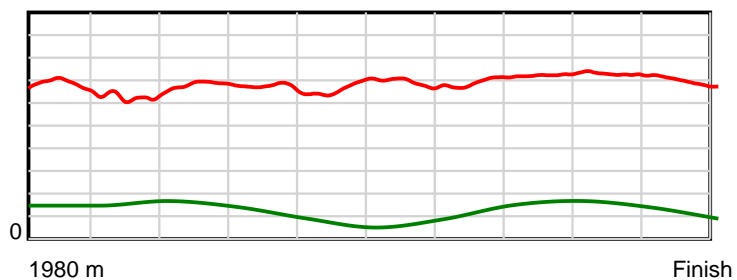
10 m Stride length



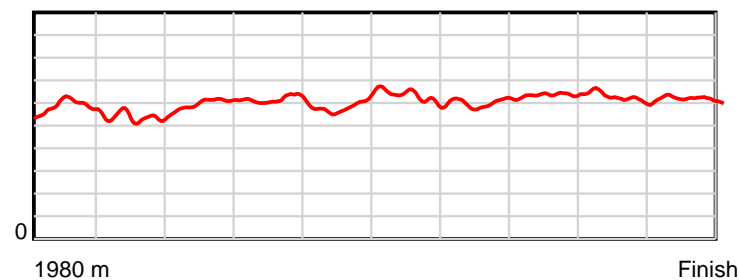
0.6 s Stride duration



20 m/sec Speed



100 % Stride efficiency



Note: Horizontal distance axis grid lines are 200m furlongs.

Disclaimer.

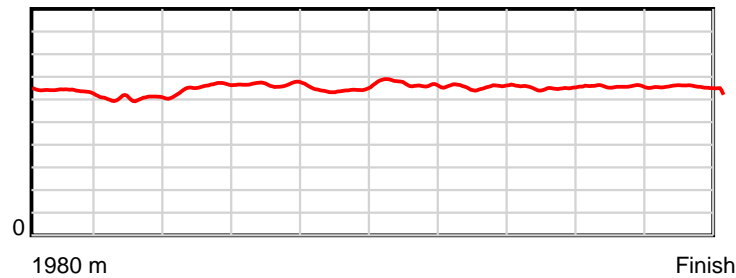
HRNZ and NZMTC and Thoroughbred Ratings Pty Ltd accepts no responsibility for the completeness or accuracy of any of the information contained herein, and makes no representations about its suitability for any particular purpose. Users should make their own judgements about those matters and/or seek independent advice. You assume all risks associated with use of the data provided on this page.

Race Results

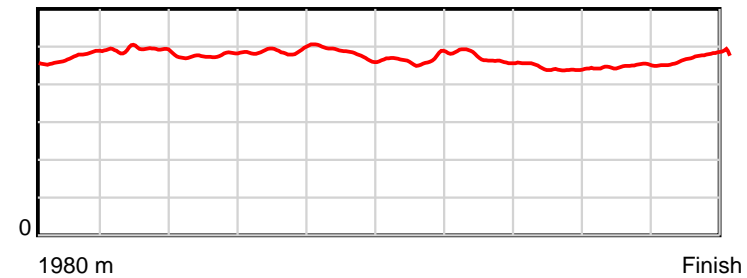
May 29, 2020, Race 12, EQUIFIBRE MOBILE PACE, Distance 1980m, Addington - Survey 1980m

| Result | TAB no. | Horse (Barrier) | 1980 to | 1800m to | 1600m to | 1400m to | 1200m to | 1000m to | 800m to | 600m to | 400m to | 200m to | Total or | Margin |
|--------|---------|------------------------------|--------------|--------------|--------------|--------------|--------------|-------------|-------------|-------------|-------------|-----------|----------------|--------|
| 10th | 9 | Franco Texas (9) | 1800m | 1600m | 1400m | 1200m | 1000m | 800m | 600m | 400m | 200m | WP | Average | |
| | | Position in running (margin) | - | 12(10.8) | 12(23.6) | 12(19.2) | 12(14.0) | 12(14.8) | 12(11.6) | 11(7.0) | 8(4.1) | 11(6.7) | | 13.40 |
| | | Sectional time (s) | 13.58 | 16.98 | 14.72 | 14.74 | 15.26 | 14.48 | 14.38 | 14.19 | 14.23 | 14.60 | | |
| | | Cumulative time (s) | 147.16 | 133.58 | 116.60 | 101.88 | 87.14 | 71.88 | 57.40 | 43.02 | 28.83 | 14.60 | 2:27.16 | |
| | | Speed (m/s) | 13.25 | 11.78 | 13.59 | 13.57 | 13.11 | 13.81 | 13.91 | 14.09 | 14.05 | 13.70 | 13.45 | |
| | | Stride length (m) | 6.33 | 5.79 | 6.48 | 6.63 | 6.32 | 6.46 | 6.52 | 6.23 | 6.30 | 6.41 | 6.34 | |
| | | Stride duration (s) | 0.472 | 0.492 | 0.477 | 0.489 | 0.482 | 0.468 | 0.469 | 0.442 | 0.448 | 0.468 | 0.471 | |
| | | Stride efficiency (%) | 62.68 | 52.42 | 65.64 | 68.73 | 62.34 | 65.28 | 66.51 | 60.72 | 62.05 | 64.14 | 62.82 | |
| | | Stride count | 28.42 | 34.53 | 30.86 | 30.16 | 31.67 | 30.94 | 30.66 | 32.08 | 31.74 | 31.22 | 312.28 | |

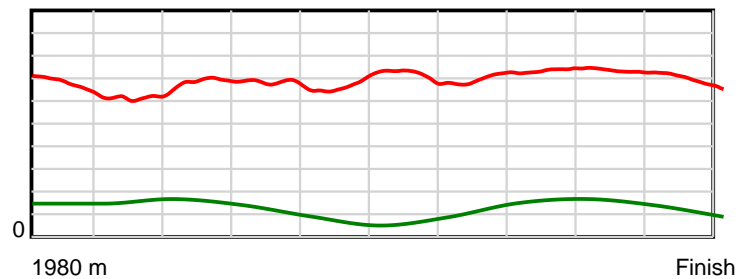
10 m Stride length



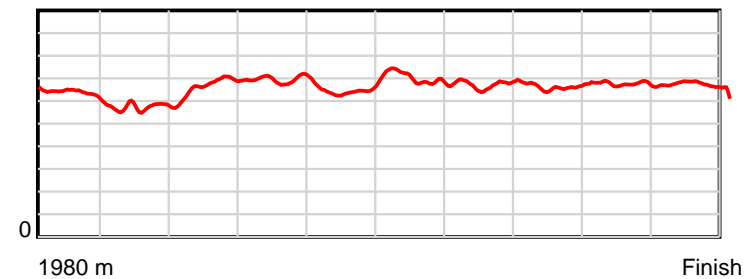
0.6 s Stride duration



20 m/sec Speed



100 % Stride efficiency



Note: Horizontal distance axis grid lines are 200m furlongs.

Disclaimer.

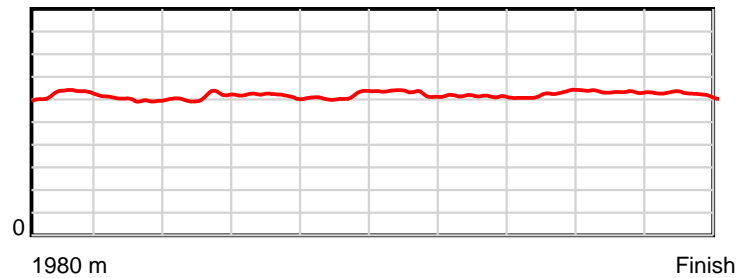
HRNZ and NZMTC and Thoroughbred Ratings Pty Ltd accepts no responsibility for the completeness or accuracy of any of the information contained herein, and makes no representations about its suitability for any particular purpose. Users should make their own judgements about those matters and/or seek independent advice. You assume all risks associated with use of the data provided on this page.

Race Results

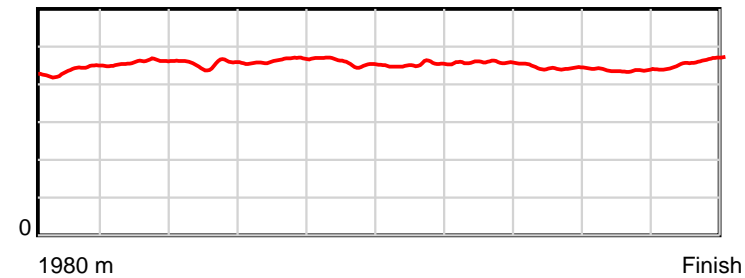
May 29, 2020, Race 12, EQUIFIBRE MOBILE PACE, Distance 1980m, Addington - Survey 1980m

| Result | TAB no. | Horse (Barrier) | 1980 to | 1800m to | 1600m to | 1400m to | 1200m to | 1000m to | 800m to | 600m to | 400m to | 200m to | Total or | Margin |
|--------|---------|------------------------------|---------|----------|----------|----------|----------|----------|---------|---------|---------|---------|----------|--------|
| 11th | 3 | Gilligans Isla... (3) | 1800m | 1600m | 1400m | 1200m | 1000m | 800m | 600m | 400m | 200m | WP | Average | |
| | | Position in running (margin) | - | 5(5.7) | 5(11.0) | 6(9.2) | 7(6.3) | 7(6.9) | 7(5.8) | 7(5.1) | 9(4.3) | 9(6.2) | | 14.30 |
| | | Sectional time (s) | 12.65 | 15.71 | 15.17 | 15.10 | 15.23 | 14.85 | 15.02 | 14.54 | 14.11 | 14.95 | | |
| | | Cumulative time (s) | 147.33 | 134.68 | 118.97 | 103.80 | 88.70 | 73.47 | 58.62 | 43.60 | 29.06 | 14.95 | 2:27.33 | |
| | | Speed (m/s) | 14.23 | 12.73 | 13.18 | 13.25 | 13.13 | 13.47 | 13.32 | 13.76 | 14.17 | 13.38 | 13.44 | |
| | | Stride length (m) | 6.21 | 5.84 | 6.00 | 6.14 | 6.02 | 6.09 | 6.10 | 6.10 | 6.20 | 6.16 | 6.08 | |
| | | Stride duration (s) | 0.437 | 0.459 | 0.455 | 0.463 | 0.458 | 0.452 | 0.458 | 0.444 | 0.437 | 0.461 | 0.453 | |
| | | Stride efficiency (%) | 60.28 | 53.26 | 56.31 | 58.82 | 56.61 | 58.03 | 58.12 | 58.24 | 59.99 | 59.37 | 57.82 | |
| | | Stride count | 28.98 | 34.26 | 33.32 | 32.60 | 33.23 | 32.82 | 32.80 | 32.76 | 32.28 | 32.45 | 325.50 | |

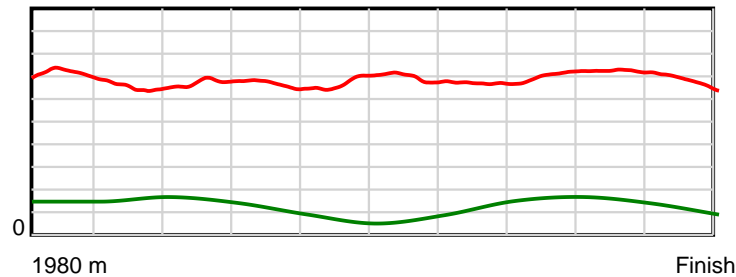
10 m Stride length



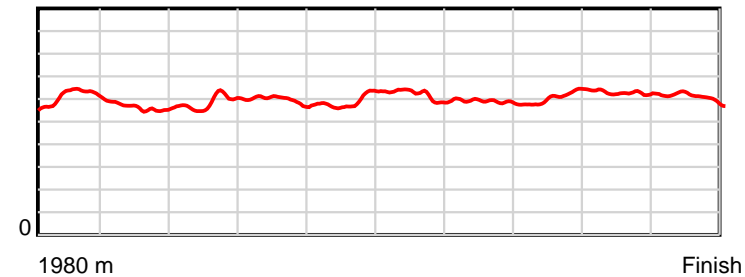
0.6 s Stride duration



20 m/sec Speed



100 % Stride efficiency



Note: Horizontal distance axis grid lines are 200m furlongs.

Disclaimer.

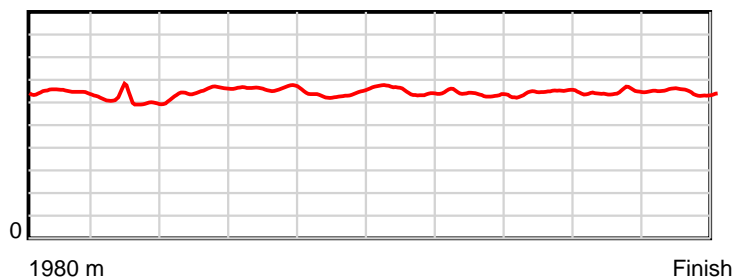
HRNZ and NZMTC and Thoroughbred Ratings Pty Ltd accepts no responsibility for the completeness or accuracy of any of the information contained herein, and makes no representations about its suitability for any particular purpose. Users should make their own judgements about those matters and/or seek independent advice. You assume all risks associated with use of the data provided on this page.

Race Results

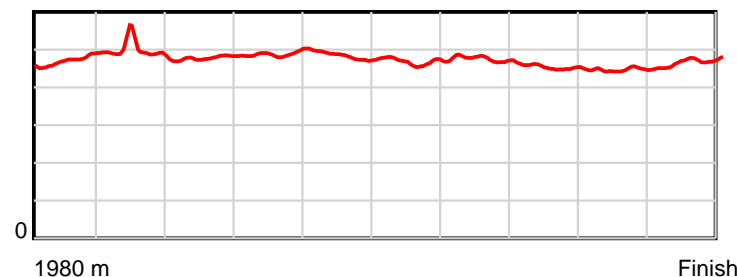
May 29, 2020, Race 12, EQUIFIBRE MOBILE PACE, Distance 1980m, Addington - Survey 1980m

| Result | TAB no. | Horse (Barrier) | 1980 to | 1800m to | 1600m to | 1400m to | 1200m to | 1000m to | 800m to | 600m to | 400m to | 200m to | Total or | Margin |
|--------|---------|------------------------------|--------------|--------------|--------------|--------------|--------------|-------------|-------------|-------------|-------------|-----------|----------------|--------|
| 12th | 8 | Matthew Eyre (8) | 1800m | 1600m | 1400m | 1200m | 1000m | 800m | 600m | 400m | 200m | WP | Average | |
| | | Position in running (margin) | - | 9(8.8) | 11(21.3) | 11(18.2) | 11(13.4) | 11(13.2) | 10(9.4) | 12(7.6) | 12(6.1) | 12(9.6) | | 15.20 |
| | | Sectional time (s) | 13.29 | 16.92 | 14.95 | 14.79 | 15.08 | 14.40 | 14.83 | 14.42 | 14.38 | 14.42 | | |
| | | Cumulative time (s) | 147.48 | 134.19 | 117.27 | 102.32 | 87.53 | 72.45 | 58.05 | 43.22 | 28.80 | 14.42 | 2:27.48 | |
| | | Speed (m/s) | 13.54 | 11.82 | 13.38 | 13.52 | 13.26 | 13.89 | 13.49 | 13.87 | 13.91 | 13.87 | 13.43 | |
| | | Stride length (m) | 6.46 | 5.86 | 6.40 | 6.62 | 6.40 | 6.50 | 6.41 | 6.29 | 6.22 | 6.51 | 6.36 | |
| | | Stride duration (s) | 0.472 | 0.496 | 0.478 | 0.490 | 0.482 | 0.468 | 0.476 | 0.453 | 0.447 | 0.469 | 0.474 | |
| | | Stride efficiency (%) | 65.25 | 53.74 | 63.95 | 68.52 | 63.96 | 65.96 | 64.28 | 61.73 | 60.39 | 66.18 | 63.19 | |
| | | Stride count | 27.86 | 34.11 | 31.26 | 30.20 | 31.26 | 30.78 | 31.18 | 31.82 | 32.17 | 30.73 | 311.37 | |

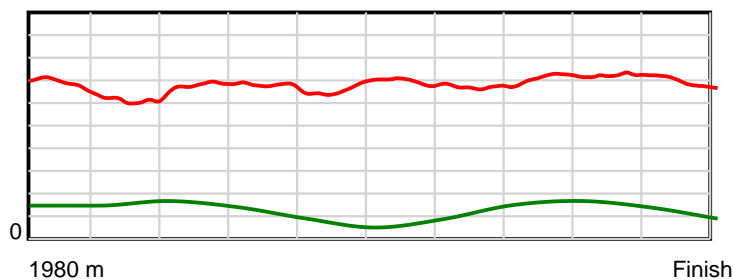
10 m Stride length



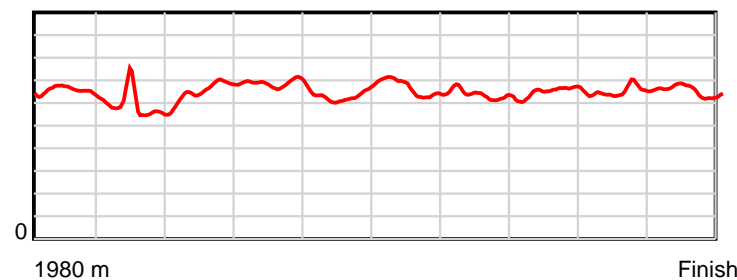
0.6 s Stride duration



20 m/sec Speed



100 % Stride efficiency



Note: Horizontal distance axis grid lines are 200m furlongs.

Disclaimer.

HRNZ and NZMTC and Thoroughbred Ratings Pty Ltd accepts no responsibility for the completeness or accuracy of any of the information contained herein, and makes no representations about its suitability for any particular purpose. Users should make their own judgements about those matters and/or seek independent advice. You assume all risks associated with use of the data provided on this page.