



Race Results

NZ Metropolitan Trotting Club Inc, HRNZ, June 05, 2020

Compilation date: June 5, 2020, 7:49:41 PM (NZST)

Copyright © 2020 HRNZ and NZMTC. All rights reserved.

Trademarks.

StrideMASTER is a registered trademark of Thoroughbred Ratings Pty Ltd.

Disclaimer.

HRNZ and NZMTC and Thoroughbred Ratings Pty Ltd accepts no responsibility for the completeness or accuracy of any of the information contained herein, and makes no representations about its suitability for any particular purpose. Users should make their own judgements about those matters and/or seek independent advice. You assume all risks associated with use of the data provided on this page.



Race Results



June 05, 2020, Race 8, BETTOR TWIST PACE, Distance 2600m, Addington - Survey 3200m

Result	TAB no.	Horse (Barrier)	2600 to	2400m to
1st	8	Uber Express (7)	2400m	2200m
		Position in running (margin)	-	8(6.3)
		Sectional time (s)	17.14	15.02
		Cumulative time (s)	201.29	184.15
		Speed (m/s)	11.67	13.32
		Stride length (m)	20.81	7.07
		Stride duration (s)	1.722	0.531
		Stride efficiency (%)	676.72	78.13
		Stride count	9.61	28.29

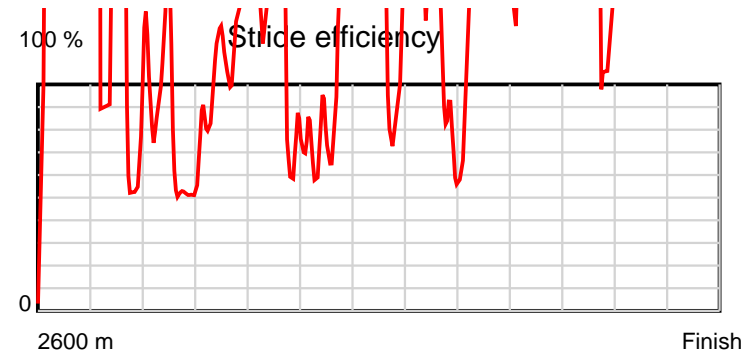
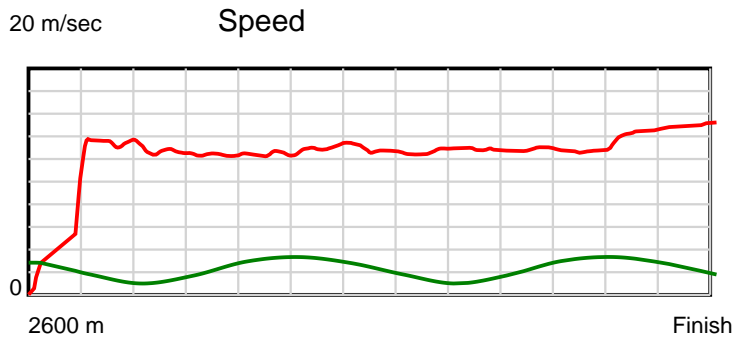
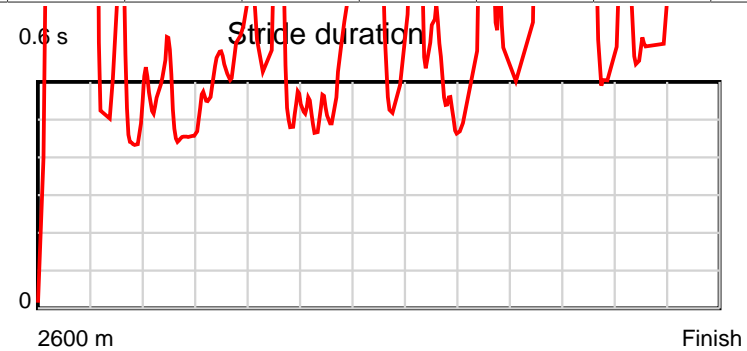
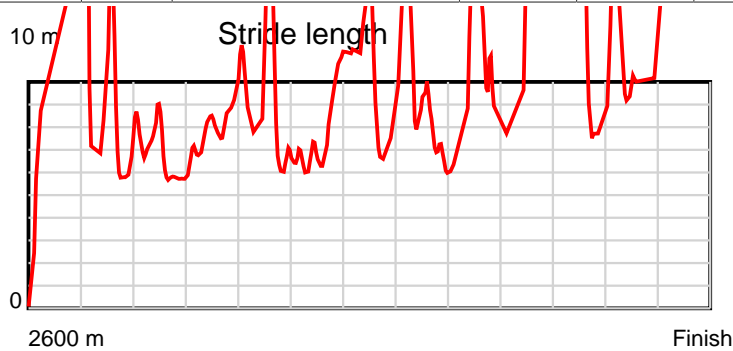
Disclaimer.

HRNZ and NZMTC and Thoroughbred Ratings Pty Ltd accepts no responsibility for the completeness or accuracy of any of the information contained herein, and makes no representations about its suitability for any particular purpose. Users should make their own judgements about those matters and/or seek independent advice. You assume all risks associated with use of the data provided on this page.

Race Results

June 05, 2020, Race 8, BETTOR TWIST PACE, Distance 2600m, Addington - Survey 3200m

Result	TAB no.	Horse (Barrier)	2200m to	2000m to	1800m to	1600m to	1400m to	1200m to	1000m to	800m to	600m to	400m to	200m to	Total or	Margin
1st	8	Uber Express (7)	2000m	1800m	1600m	1400m	1200m	1000m	800m	600m	400m	200m	WP	Average	
		Position in running (margin)	9(8.6)	9(11.2)	9(12.7)	9(12.6)	9(9.4)	9(8.8)	8(8.1)	8(7.2)	8(6.6)	7(5.6)	4(1.2)		0.00
		Sectional time (s)	16.09	16.02	16.26	15.31	15.81	15.99	15.74	15.44	15.71	13.92	12.84		
		Cumulative time (s)	169.13	153.04	137.02	120.76	105.45	89.64	73.65	57.91	42.47	26.76	12.84	3:21.29	
		Speed (m/s)	12.43	12.48	12.30	13.06	12.65	12.51	12.71	12.95	12.73	14.37	15.58	12.92	
		Stride length (m)	5.94	7.37	7.79	7.18	9.63	6.89	7.59	15.85	10.13	8.43	30.09	8.93	
		Stride duration (s)	0.478	0.590	0.633	0.550	0.761	0.551	0.597	1.223	0.795	0.587	1.932	0.691	
		Stride efficiency (%)	55.10	84.84	94.86	80.59	144.85	74.11	89.93	392.34	160.32	111.08	1414.85	124.62	
		Stride count	33.68	27.14	25.67	27.85	20.77	29.04	26.36	12.62	19.75	23.72	6.65	291.15	



Note: Horizontal distance axis grid lines are 200m furlongs.

Disclaimer.

HRNZ and NZMTC and Thoroughbred Ratings Pty Ltd accepts no responsibility for the completeness or accuracy of any of the information contained herein, and makes no representations about its suitability for any particular purpose. Users should make their own judgements about those matters and/or seek independent advice. You assume all risks associated with use of the data provided on this page.



Race Results



June 05, 2020, Race 8, BETTOR TWIST PACE, Distance 2600m, Addington - Survey 3200m

Result	TAB no.	Horse (Barrier)	2600 to	2400m to
2nd	5	Invaluable (5)	2400m	2200m
		Position in running (margin)	-	7(4.9)
		Sectional time (s)	16.79	14.92
		Cumulative time (s)	201.41	184.62
		Speed (m/s)	11.91	13.40
		Stride length (m)	5.40	6.06
		Stride duration (s)	0.427	0.452
		Stride efficiency (%)	45.64	57.30
		Stride count	37.01	33.03

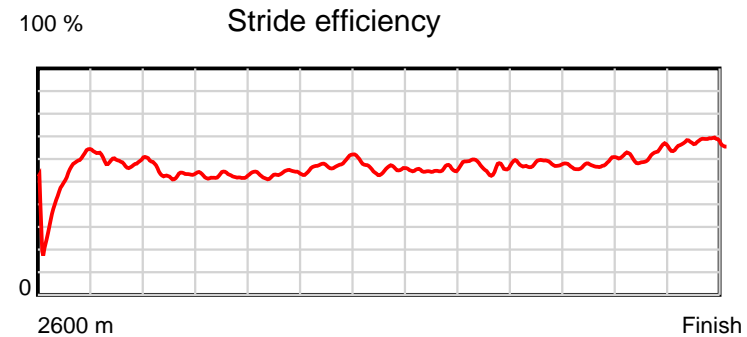
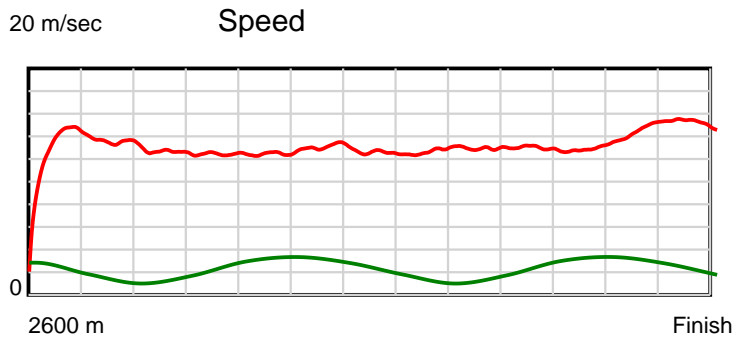
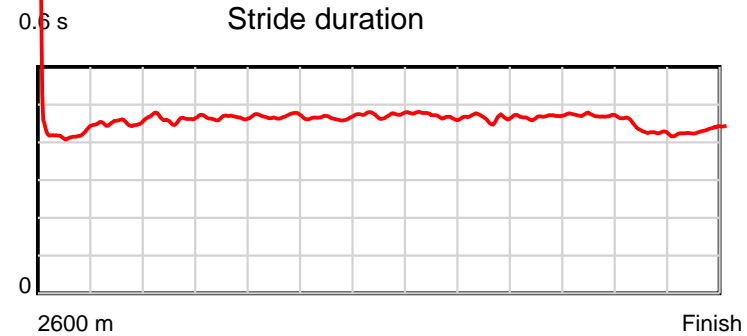
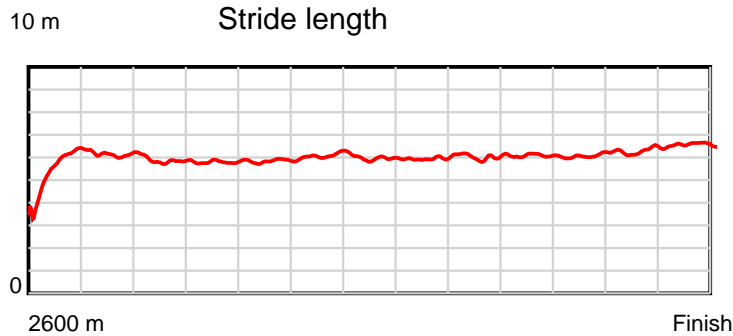
Disclaimer.

HRNZ and NZMTC and Thoroughbred Ratings Pty Ltd accepts no responsibility for the completeness or accuracy of any of the information contained herein, and makes no representations about its suitability for any particular purpose. Users should make their own judgements about those matters and/or seek independent advice. You assume all risks associated with use of the data provided on this page.

Race Results

June 05, 2020, Race 8, BETTOR TWIST PACE, Distance 2600m, Addington - Survey 3200m

Result	TAB no.	Horse (Barrier)	2200m to	2000m to	1800m to	1600m to	1400m to	1200m to	1000m to	800m to	600m to	400m to	200m to	Total or	Margin
2nd	5	Invaluable (5)	2000m	1800m	1600m	1400m	1200m	1000m	800m	600m	400m	200m	WP	Average	
		Position in running (margin)	8(6.7)	8(9.2)	8(10.5)	8(10.4)	7(7.7)	7(7.1)	7(6.4)	6(5.3)	6(4.6)	5(4.0)	3(0.7)		0.60
		Sectional time (s)	16.08	16.00	16.25	15.39	15.83	15.98	15.71	15.42	15.78	14.10	13.16		
		Cumulative time (s)	169.70	153.62	137.62	121.37	105.98	90.15	74.17	58.46	43.04	27.26	13.16	3:21.41	
		Speed (m/s)	12.44	12.50	12.31	13.00	12.63	12.52	12.73	12.97	12.67	14.18	15.20	12.91	
		Stride length (m)	5.76	5.82	5.78	6.05	5.98	5.88	5.93	6.07	5.96	6.13	6.59	5.94	
		Stride duration (s)	0.463	0.466	0.470	0.465	0.473	0.470	0.466	0.468	0.470	0.432	0.433	0.460	
		Stride efficiency (%)	51.86	52.93	52.18	57.16	55.91	54.08	54.99	57.64	55.51	58.75	67.79	55.20	
		Stride count	34.72	34.37	34.61	33.07	33.44	34.00	33.71	32.93	33.56	32.62	30.37	437.44	



Note: Horizontal distance axis grid lines are 200m furlongs.

Disclaimer.

HRNZ and NZMTC and Thoroughbred Ratings Pty Ltd accepts no responsibility for the completeness or accuracy of any of the information contained herein, and makes no representations about its suitability for any particular purpose. Users should make their own judgements about those matters and/or seek independent advice. You assume all risks associated with use of the data provided on this page.



Race Results



June 05, 2020, Race 8, BETTOR TWIST PACE, Distance 2600m, Addington - Survey 3200m

Result	TAB no.	Horse (Barrier)	2600 to 2400m	2400m to 2200m
3rd	1	Zambia (1)		
		Position in running (margin)	-	6(4.2)
		Sectional time (s)	16.74	14.77
		Cumulative time (s)	201.81	185.07
		Speed (m/s)	11.94	13.54
		Stride length (m)	5.22	5.89
		Stride duration (s)	0.411	0.435
		Stride efficiency (%)	42.59	54.23
		Stride count	38.31	33.95

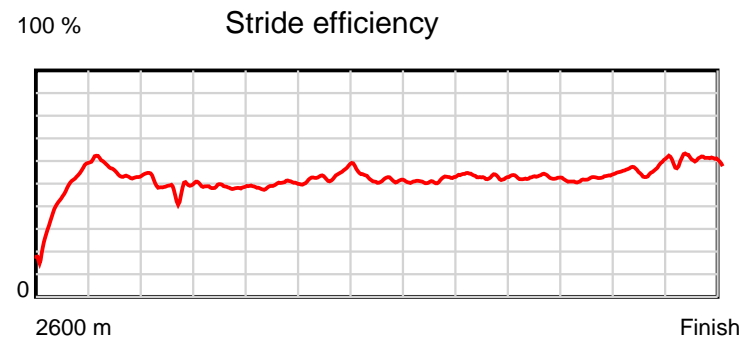
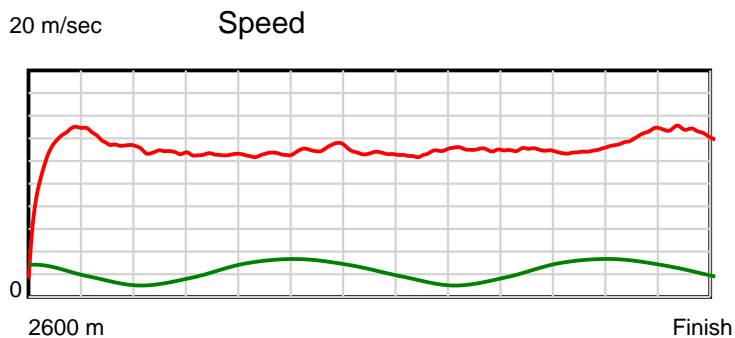
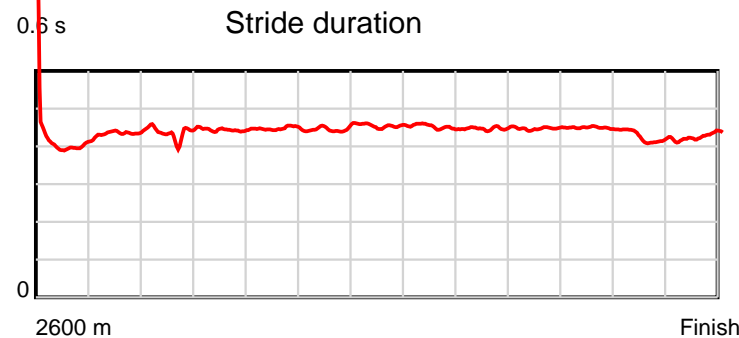
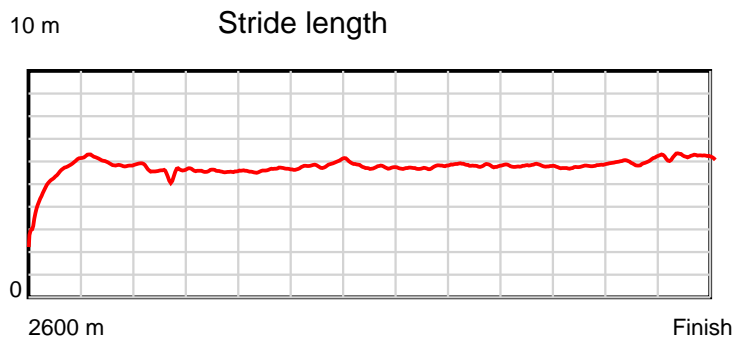
Disclaimer.

HRNZ and NZMTC and Thoroughbred Ratings Pty Ltd accepts no responsibility for the completeness or accuracy of any of the information contained herein, and makes no representations about its suitability for any particular purpose. Users should make their own judgements about those matters and/or seek independent advice. You assume all risks associated with use of the data provided on this page.

Race Results

June 05, 2020, Race 8, BETTOR TWIST PACE, Distance 2600m, Addington - Survey 3200m

Result	TAB no.	Horse (Barrier)	2200m to	2000m to	1800m to	1600m to	1400m to	1200m to	1000m to	800m to	600m to	400m to	200m to	Total or	Margin
3rd	1	Zambia (1)	2000m	1800m	1600m	1400m	1200m	1000m	800m	600m	400m	200m	WP	Average	
		Position in running (margin)	5(5.0)	6(6.7)	6(8.0)	6(8.1)	6(5.8)	6(5.5)	5(4.3)	4(3.1)	4(2.5)	4(2.5)	1(0.0)		2.90
		Sectional time (s)	15.94	16.00	16.29	15.46	15.86	15.91	15.68	15.44	15.87	14.23	13.62		
		Cumulative time (s)	170.30	154.36	138.36	122.07	106.61	90.75	74.84	59.16	43.72	27.85	13.62	3:21.81	
		Speed (m/s)	12.55	12.50	12.28	12.94	12.61	12.57	12.76	12.95	12.60	14.05	14.68	12.88	
		Stride length (m)	5.48	5.54	5.50	5.77	5.73	5.68	5.71	5.79	5.66	5.94	6.27	5.69	
		Stride duration (s)	0.436	0.443	0.448	0.446	0.454	0.452	0.448	0.447	0.449	0.423	0.427	0.442	
		Stride efficiency (%)	46.84	47.96	47.19	52.10	51.28	50.36	51.00	52.40	49.99	55.15	61.35	50.68	
		Stride count	36.53	36.10	36.39	34.64	34.91	35.23	35.01	34.54	35.36	33.67	31.92	456.56	



Note: Horizontal distance axis grid lines are 200m furlongs.

Disclaimer.

HRNZ and NZMTC and Thoroughbred Ratings Pty Ltd accepts no responsibility for the completeness or accuracy of any of the information contained herein, and makes no representations about its suitability for any particular purpose. Users should make their own judgements about those matters and/or seek independent advice. You assume all risks associated with use of the data provided on this page.



Race Results



June 05, 2020, Race 8, BETTOR TWIST PACE, Distance 2600m, Addington - Survey 3200m

Result	TAB no.	Horse (Barrier)	2600 to 2400m	2400m to 2200m
4th	18	Megarock (16)		
		Position in running (margin)	-	9(6.5)
		Sectional time (s)	16.82	15.58
		Cumulative time (s)	201.88	185.06
		Speed (m/s)	11.89	12.84
		Stride length (m)	6.17	6.30
		Stride duration (s)	0.476	0.491
		Stride efficiency (%)	59.49	62.08
		Stride count	32.41	31.73

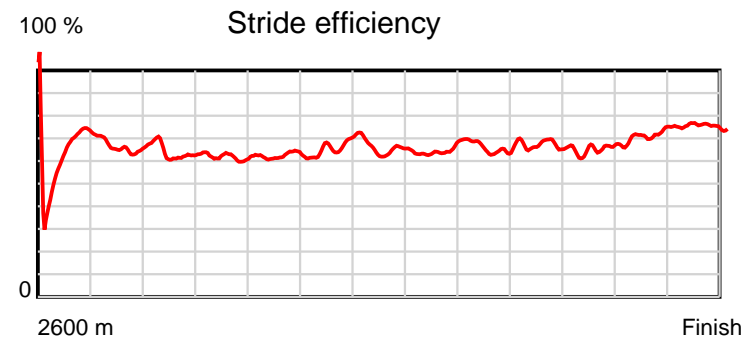
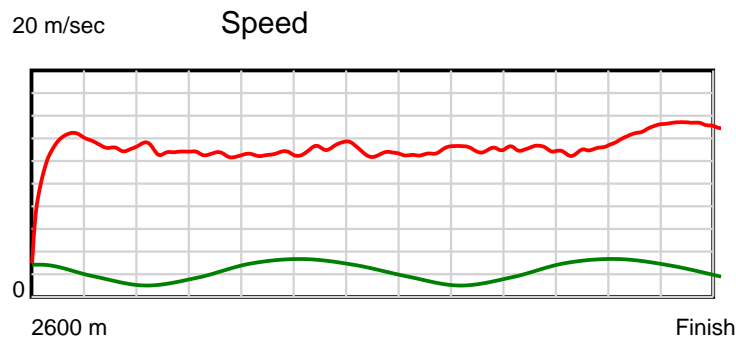
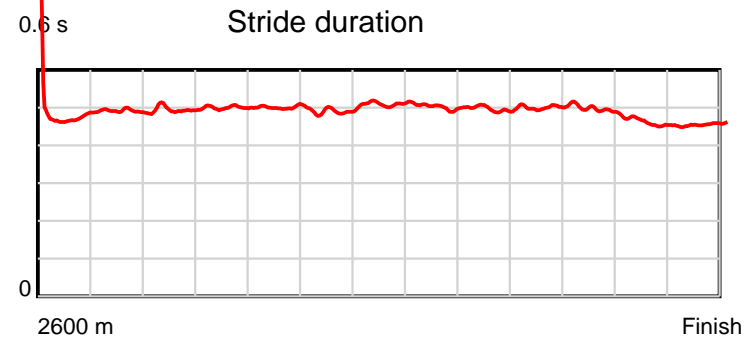
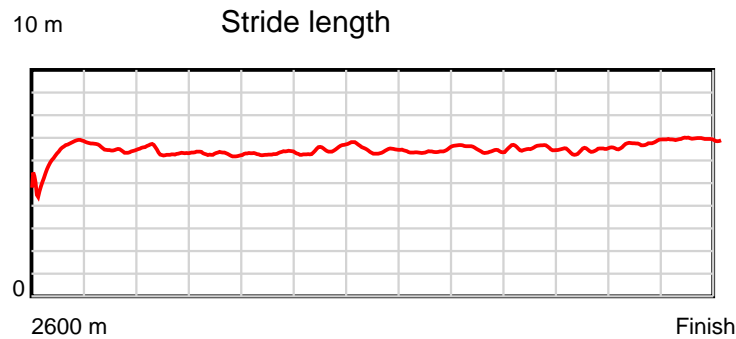
Disclaimer.

HRNZ and NZMTC and Thoroughbred Ratings Pty Ltd accepts no responsibility for the completeness or accuracy of any of the information contained herein, and makes no representations about its suitability for any particular purpose. Users should make their own judgements about those matters and/or seek independent advice. You assume all risks associated with use of the data provided on this page.

Race Results

June 05, 2020, Race 8, BETTOR TWIST PACE, Distance 2600m, Addington - Survey 3200m

Result	TAB no.	Horse (Barrier)	2200m to	2000m to	1800m to	1600m to	1400m to	1200m to	1000m to	800m to	600m to	400m to	200m to	Total or	Margin
4th	18	Megarock (16)	2000m	1800m	1600m	1400m	1200m	1000m	800m	600m	400m	200m	WP	Average	
		Position in running (margin)	10(12.2)	10(13.6)	10(15.1)	10(15.0)	11(11.8)	11(11.3)	11(10.5)	10(9.0)	10(8.4)	9(7.7)	7(3.5)		3.30
		Sectional time (s)	15.90	16.02	16.26	15.31	15.83	15.97	15.64	15.44	15.75	13.96	13.40		
		Cumulative time (s)	169.48	153.58	137.56	121.30	105.99	90.16	74.19	58.55	43.11	27.36	13.40	3:21.88	
		Speed (m/s)	12.58	12.48	12.30	13.06	12.63	12.52	12.79	12.95	12.70	14.33	14.93	12.88	
		Stride length (m)	6.22	6.24	6.16	6.41	6.45	6.28	6.35	6.50	6.27	6.57	6.81	6.36	
		Stride duration (s)	0.494	0.500	0.501	0.491	0.511	0.501	0.497	0.502	0.494	0.459	0.456	0.494	
		Stride efficiency (%)	60.45	60.83	59.35	64.27	65.11	61.59	63.10	65.99	61.38	67.54	72.43	63.22	
		Stride count	32.16	32.05	32.45	31.18	30.98	31.86	31.47	30.78	31.91	30.42	29.38	408.78	



Note: Horizontal distance axis grid lines are 200m furlongs.

Disclaimer.

HRNZ and NZMTC and Thoroughbred Ratings Pty Ltd accepts no responsibility for the completeness or accuracy of any of the information contained herein, and makes no representations about its suitability for any particular purpose. Users should make their own judgements about those matters and/or seek independent advice. You assume all risks associated with use of the data provided on this page.



Race Results



June 05, 2020, Race 8, BETTOR TWIST PACE, Distance 2600m, Addington - Survey 3200m

Result	TAB no.	Horse (Barrier)	2600 to	2400m to
5th	10	Westburn Bliss (9)	2400m	2200m
		Position in running (margin)	-	2(0.5)
		Sectional time (s)	15.96	14.72
		Cumulative time (s)	202.20	186.24
		Speed (m/s)	12.53	13.59
		Stride length (m)	5.36	5.92
		Stride duration (s)	0.433	0.436
		Stride efficiency (%)	44.81	54.74
		Stride count	37.35	33.79

Disclaimer.

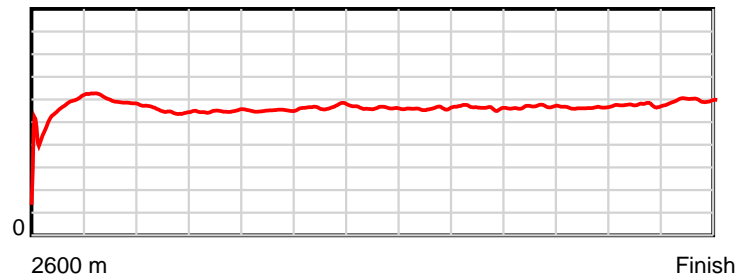
HRNZ and NZMTC and Thoroughbred Ratings Pty Ltd accepts no responsibility for the completeness or accuracy of any of the information contained herein, and makes no representations about its suitability for any particular purpose. Users should make their own judgements about those matters and/or seek independent advice. You assume all risks associated with use of the data provided on this page.

Race Results

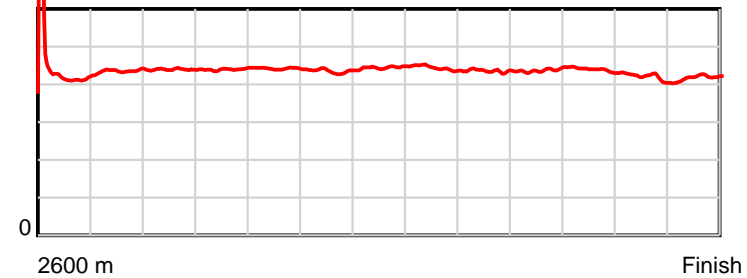
June 05, 2020, Race 8, BETTOR TWIST PACE, Distance 2600m, Addington - Survey 3200m

Result	TAB no.	Horse (Barrier)	2200m to	2000m to	1800m to	1600m to	1400m to	1200m to	1000m to	800m to	600m to	400m to	200m to	Total or	Margin
5th	10	Westburn Bliss (9)	2000m	1800m	1600m	1400m	1200m	1000m	800m	600m	400m	200m	WP	Average	
		Position in running (margin)	2(1.0)	4(4.8)	4(6.2)	4(6.1)	3(3.9)	3(3.4)	3(2.6)	2(1.5)	2(1.0)	2(0.6)	2(0.2)		5.10
		Sectional time (s)	16.28	16.01	16.26	15.47	15.84	15.97	15.69	15.47	15.80	14.60	14.13		
		Cumulative time (s)	171.52	155.24	139.23	122.97	107.50	91.66	75.69	60.00	44.53	28.73	14.13	3:22.20	
		Speed (m/s)	12.29	12.49	12.30	12.93	12.63	12.52	12.75	12.93	12.66	13.70	14.15	12.86	
		Stride length (m)	5.39	5.49	5.43	5.63	5.62	5.55	5.55	5.66	5.55	5.72	5.93	5.60	
		Stride duration (s)	0.439	0.440	0.442	0.435	0.445	0.443	0.436	0.438	0.439	0.418	0.419	0.435	
		Stride efficiency (%)	45.47	47.09	46.15	49.50	49.34	48.07	48.18	50.11	48.16	51.15	54.92	48.92	
		Stride count	37.08	36.43	36.80	35.53	35.59	36.06	36.02	35.32	36.03	34.96	33.73	464.69	

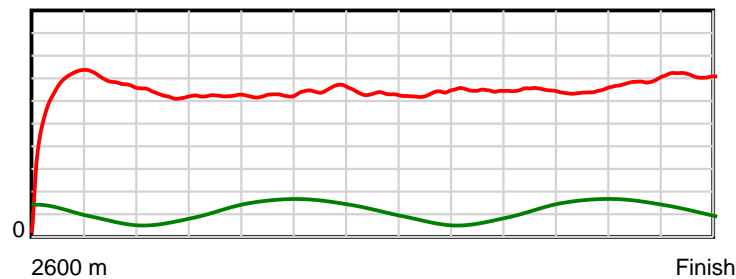
10 m Stride length



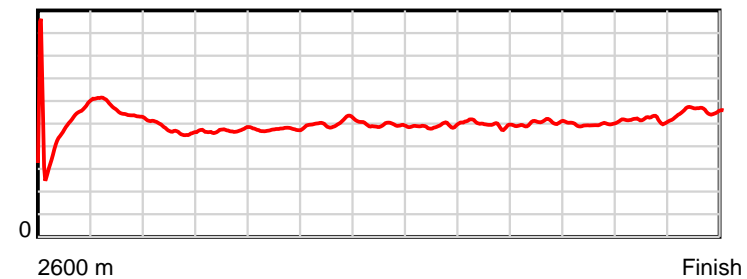
0.5 s Stride duration



20 m/sec Speed



100 % Stride efficiency



Note: Horizontal distance axis grid lines are 200m furlongs.

Disclaimer.

HRNZ and NZMTC and Thoroughbred Ratings Pty Ltd accepts no responsibility for the completeness or accuracy of any of the information contained herein, and makes no representations about its suitability for any particular purpose. Users should make their own judgements about those matters and/or seek independent advice. You assume all risks associated with use of the data provided on this page.



Race Results



June 05, 2020, Race 8, BETTOR TWIST PACE, Distance 2600m, Addington - Survey 3200m

Result	TAB no.	Horse (Barrier)	2600 to	2400m to
6th	6	The Conqueror (6)	2400m	2200m
		Position in running (margin)	-	3(1.0)
		Sectional time (s)	16.10	14.47
		Cumulative time (s)	202.24	186.14
		Speed (m/s)	12.42	13.82
		Stride length (m)	6.24	6.71
		Stride duration (s)	0.484	0.486
		Stride efficiency (%)	60.93	70.39
		Stride count	32.03	29.80

Disclaimer.

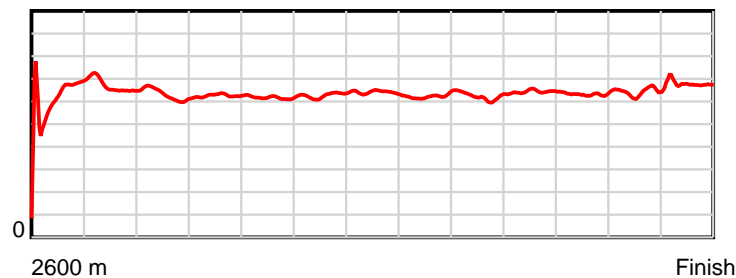
HRNZ and NZMTC and Thoroughbred Ratings Pty Ltd accepts no responsibility for the completeness or accuracy of any of the information contained herein, and makes no representations about its suitability for any particular purpose. Users should make their own judgements about those matters and/or seek independent advice. You assume all risks associated with use of the data provided on this page.

Race Results

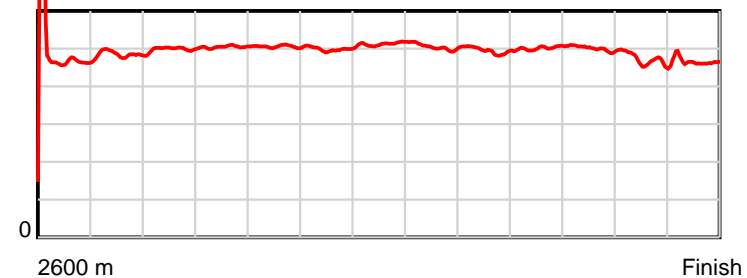
June 05, 2020, Race 8, BETTOR TWIST PACE, Distance 2600m, Addington - Survey 3200m

Result	TAB no.	Horse (Barrier)	2200m to	2000m to	1800m to	1600m to	1400m to	1200m to	1000m to	800m to	600m to	400m to	200m to	Total or	Margin
6th	6	The Conqueror (6)	2000m	1800m	1600m	1400m	1200m	1000m	800m	600m	400m	200m	WP	Average	
		Position in running (margin)	1(0.0)	2(0.9)	2(2.2)	2(2.2)	2(1.8)	2(1.8)	2(1.6)	3(1.8)	3(1.8)	3(2.0)	5(2.4)		5.30
		Sectional time (s)	15.80	16.00	16.27	15.77	15.92	16.09	15.91	15.53	15.90	14.72	13.76		
		Cumulative time (s)	171.67	155.87	139.87	123.60	107.83	91.91	75.82	59.91	44.38	28.48	13.76	3:22.24	
		Speed (m/s)	12.66	12.50	12.29	12.68	12.56	12.43	12.57	12.88	12.58	13.59	14.53	12.86	
		Stride length (m)	6.32	6.31	6.22	6.32	6.44	6.27	6.21	6.46	6.29	6.39	6.74	6.38	
		Stride duration (s)	0.499	0.504	0.506	0.499	0.513	0.505	0.494	0.502	0.500	0.470	0.464	0.496	
		Stride efficiency (%)	62.44	62.17	60.37	62.51	64.82	61.50	60.33	65.26	61.81	63.82	70.94	63.51	
		Stride count	31.64	31.71	32.18	31.62	31.05	31.88	32.19	30.95	31.80	31.30	29.68	407.83	

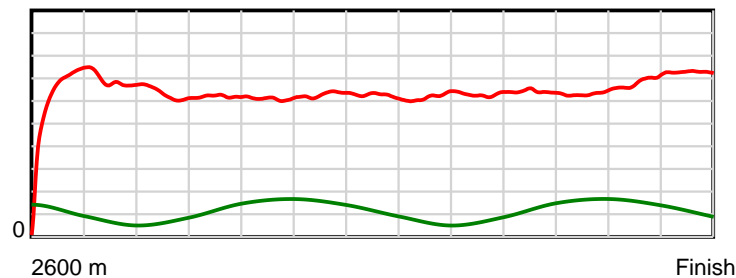
10 m Stride length



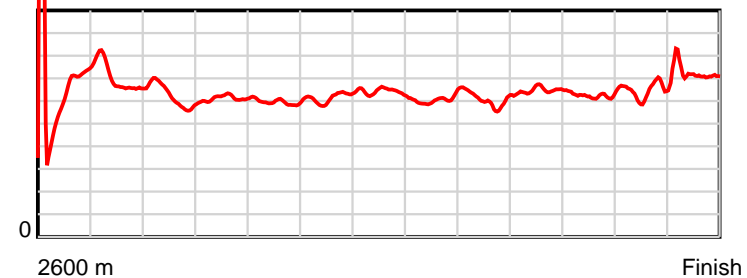
0.5 s Stride duration



20 m/sec Speed



100 % Stride efficiency



Note: Horizontal distance axis grid lines are 200m furlongs.

Disclaimer.

HRNZ and NZMTC and Thoroughbred Ratings Pty Ltd accepts no responsibility for the completeness or accuracy of any of the information contained herein, and makes no representations about its suitability for any particular purpose. Users should make their own judgements about those matters and/or seek independent advice. You assume all risks associated with use of the data provided on this page.



Race Results



June 05, 2020, Race 8, BETTOR TWIST PACE, Distance 2600m, Addington - Survey 3200m

Result	TAB no.	Horse (Barrier)	2600 to	2400m to
7th	4	Kwik Sport (4)	2400m	2200m
		Position in running (margin)	-	13(14.1)
		Sectional time (s)	18.36	15.54
		Cumulative time (s)	202.29	183.93
		Speed (m/s)	10.89	12.87
		Stride length (m)	5.57	5.79
		Stride duration (s)	0.437	0.450
		Stride efficiency (%)	48.53	52.34
		Stride count	35.89	34.56

Disclaimer.

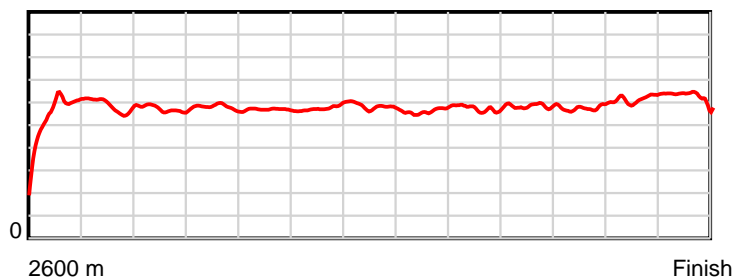
HRNZ and NZMTC and Thoroughbred Ratings Pty Ltd accepts no responsibility for the completeness or accuracy of any of the information contained herein, and makes no representations about its suitability for any particular purpose. Users should make their own judgements about those matters and/or seek independent advice. You assume all risks associated with use of the data provided on this page.

Race Results

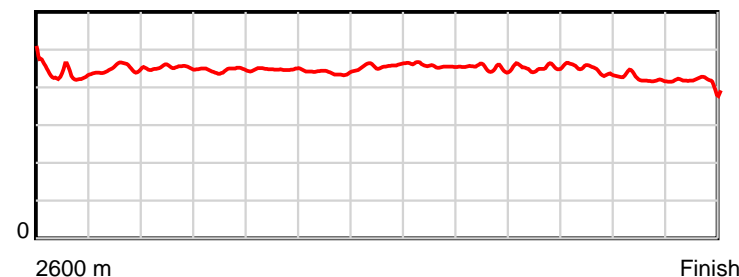
June 05, 2020, Race 8, BETTOR TWIST PACE, Distance 2600m, Addington - Survey 3200m

Result	TAB no.	Horse (Barrier)	2200m to	2000m to	1800m to	1600m to	1400m to	1200m to	1000m to	800m to	600m to	400m to	200m to	Total or	Margin
7th	4	Kwik Sport (4)	2000m	1800m	1600m	1400m	1200m	1000m	800m	600m	400m	200m	WP	Average	
		Position in running (margin)	13(19.5)	13(21.7)	12(18.5)	11(15.0)	10(10.7)	10(9.5)	10(10.0)	11(9.7)	11(9.6)	11(8.7)	9(4.6)		5.50
		Sectional time (s)	16.01	15.25	15.69	15.12	15.72	16.19	15.83	15.53	15.72	13.98	13.35		
		Cumulative time (s)	168.39	152.38	137.13	121.44	106.32	90.60	74.41	58.58	43.05	27.33	13.35	3:22.29	
		Speed (m/s)	12.49	13.11	12.75	13.23	12.72	12.35	12.63	12.88	12.72	14.31	14.98	12.85	
		Stride length (m)	5.65	5.85	5.71	5.81	5.83	5.65	5.70	5.84	5.67	6.05	6.23	5.79	
		Stride duration (s)	0.452	0.446	0.448	0.439	0.458	0.457	0.451	0.453	0.446	0.423	0.416	0.451	
		Stride efficiency (%)	49.82	53.42	50.96	52.78	53.03	49.89	50.82	53.22	50.31	57.17	60.71	52.40	
		Stride count	35.42	34.21	35.02	34.41	34.33	35.40	35.07	34.27	35.25	33.07	32.09	448.99	

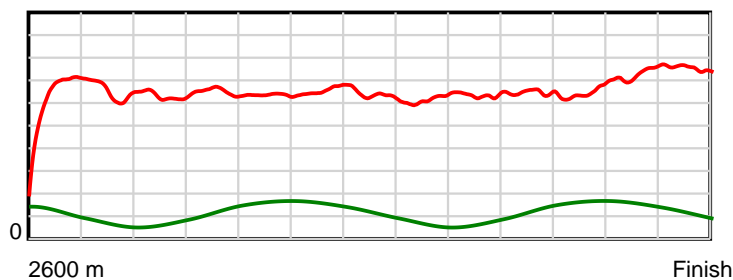
10 m Stride length



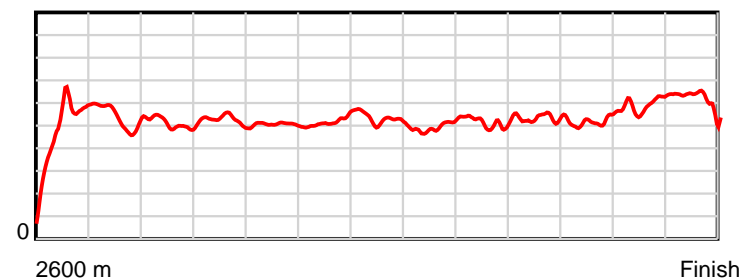
0.6 s Stride duration



20 m/sec Speed



100 % Stride efficiency



Note: Horizontal distance axis grid lines are 200m furlongs.

Disclaimer.

HRNZ and NZMTC and Thoroughbred Ratings Pty Ltd accepts no responsibility for the completeness or accuracy of any of the information contained herein, and makes no representations about its suitability for any particular purpose. Users should make their own judgements about those matters and/or seek independent advice. You assume all risks associated with use of the data provided on this page.



Race Results



June 05, 2020, Race 8, BETTOR TWIST PACE, Distance 2600m, Addington - Survey 3200m

Result	TAB no.	Horse (Barrier)	2600 to	2400m to
8th	17	Buckskin (15)	2400m	2200m
		Position in running (margin)	-	12(11.1)
		Sectional time (s)	17.69	15.68
		Cumulative time (s)	202.38	184.69
		Speed (m/s)	11.30	12.76
		Stride length (m)	5.55	5.95
		Stride duration (s)	0.450	0.466
		Stride efficiency (%)	48.14	55.23
		Stride count	36.03	33.64

Disclaimer.

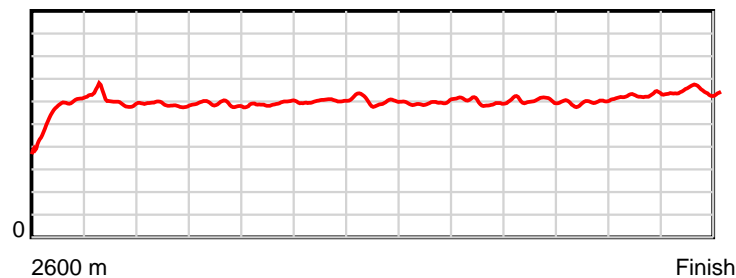
HRNZ and NZMTC and Thoroughbred Ratings Pty Ltd accepts no responsibility for the completeness or accuracy of any of the information contained herein, and makes no representations about its suitability for any particular purpose. Users should make their own judgements about those matters and/or seek independent advice. You assume all risks associated with use of the data provided on this page.

Race Results

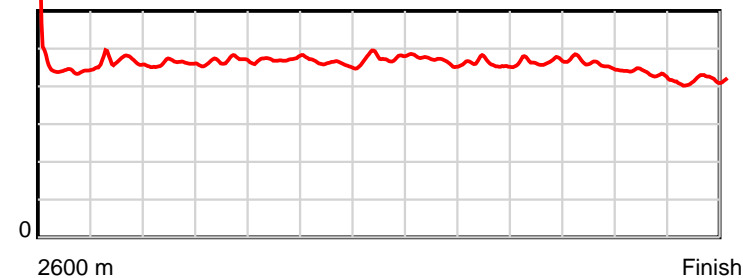
June 05, 2020, Race 8, BETTOR TWIST PACE, Distance 2600m, Addington - Survey 3200m

Result	TAB no.	Horse (Barrier)	2200m to	2000m to	1800m to	1600m to	1400m to	1200m to	1000m to	800m to	600m to	400m to	200m to	Total or	Margin
8th	17	Buckskin (15)	2000m	1800m	1600m	1400m	1200m	1000m	800m	600m	400m	200m	WP	Average	
		Position in running (margin)	12(17.4)	12(20.0)	13(19.9)	13(19.1)	13(16.0)	13(14.9)	14(14.2)	13(13.2)	13(12.4)	13(11.3)	13(7.9)		6.10
		Sectional time (s)	16.09	15.76	16.15	15.32	15.75	15.99	15.71	15.40	15.69	14.09	13.06		
		Cumulative time (s)	169.01	152.92	137.16	121.01	105.69	89.94	73.95	58.24	42.84	27.15	13.06	3:22.38	
		Speed (m/s)	12.43	12.69	12.38	13.05	12.70	12.51	12.73	12.99	12.75	14.19	15.31	12.85	
		Stride length (m)	5.73	5.93	5.85	6.01	6.07	5.86	5.86	6.07	5.84	6.12	6.39	5.93	
		Stride duration (s)	0.461	0.468	0.472	0.460	0.478	0.468	0.460	0.468	0.458	0.431	0.417	0.462	
		Stride efficiency (%)	51.22	55.04	53.45	56.40	57.51	53.57	53.65	57.65	53.35	58.45	63.75	55.01	
		Stride count	34.93	33.70	34.20	33.29	32.97	34.16	34.13	32.93	34.23	32.70	31.31	438.22	

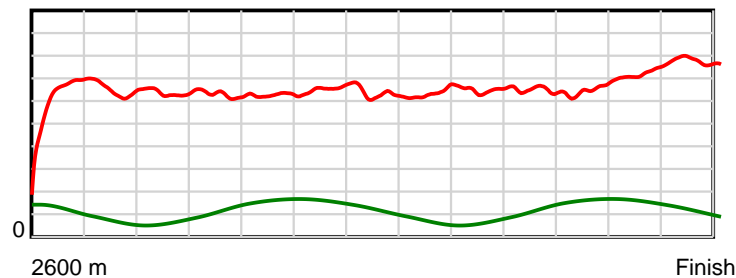
10 m Stride length



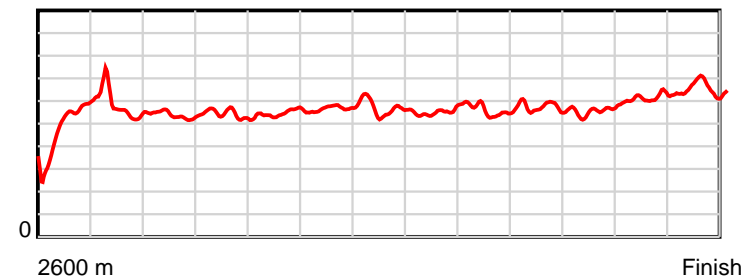
0.6 s Stride duration



20 m/sec Speed



100 % Stride efficiency



Note: Horizontal distance axis grid lines are 200m furlongs.

Disclaimer.

HRNZ and NZMTC and Thoroughbred Ratings Pty Ltd accepts no responsibility for the completeness or accuracy of any of the information contained herein, and makes no representations about its suitability for any particular purpose. Users should make their own judgements about those matters and/or seek independent advice. You assume all risks associated with use of the data provided on this page.



Race Results



June 05, 2020, Race 8, BETTOR TWIST PACE, Distance 2600m, Addington - Survey 3200m

Result	TAB no.	Horse (Barrier)	2600 to	2400m to
9th	2	Kingsdown Atom (2)	2400m	2200m
		Position in running (margin)	-	4(2.4)
		Sectional time (s)	16.36	14.66
		Cumulative time (s)	202.42	186.06
		Speed (m/s)	12.22	13.64
		Stride length (m)	5.52	6.10
		Stride duration (s)	0.434	0.447
		Stride efficiency (%)	47.65	58.08
		Stride count	36.22	32.81

Disclaimer.

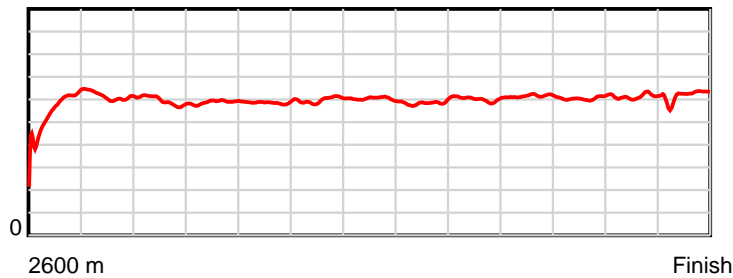
HRNZ and NZMTC and Thoroughbred Ratings Pty Ltd accepts no responsibility for the completeness or accuracy of any of the information contained herein, and makes no representations about its suitability for any particular purpose. Users should make their own judgements about those matters and/or seek independent advice. You assume all risks associated with use of the data provided on this page.

Race Results

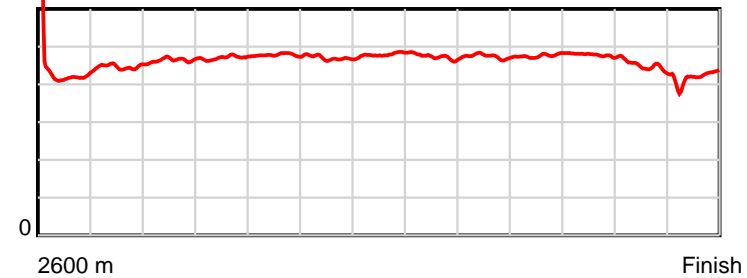
June 05, 2020, Race 8, BETTOR TWIST PACE, Distance 2600m, Addington - Survey 3200m

Result	TAB no.	Horse (Barrier)	2200m to	2000m to	1800m to	1600m to	1400m to	1200m to	1000m to	800m to	600m to	400m to	200m to	Total or	Margin
9th	2	Kingsdown Atom (2)	2000m	1800m	1600m	1400m	1200m	1000m	800m	600m	400m	200m	WP	Average	
		Position in running (margin)	3(2.5)	3(2.8)	3(4.1)	3(4.6)	4(3.9)	4(3.8)	4(3.6)	5(3.9)	5(3.8)	6(4.4)	8(4.5)		6.30
		Sectional time (s)	15.69	16.00	16.35	15.73	15.90	16.07	15.94	15.52	15.97	14.68	13.55		
		Cumulative time (s)	171.40	155.71	139.71	123.36	107.63	91.73	75.66	59.72	44.20	28.23	13.55	3:22.42	
		Speed (m/s)	12.75	12.50	12.23	12.71	12.58	12.45	12.55	12.89	12.52	13.62	14.76	12.84	
		Stride length (m)	5.92	5.88	5.85	5.97	6.03	5.90	5.95	6.14	5.99	6.10	6.19	5.96	
		Stride duration (s)	0.465	0.470	0.478	0.470	0.479	0.474	0.474	0.476	0.478	0.448	0.419	0.464	
		Stride efficiency (%)	54.80	54.01	53.39	55.76	56.74	54.32	55.26	58.86	55.98	58.21	59.82	55.48	
		Stride count	33.77	34.02	34.22	33.48	33.19	33.92	33.63	32.59	33.41	32.77	32.33	436.36	

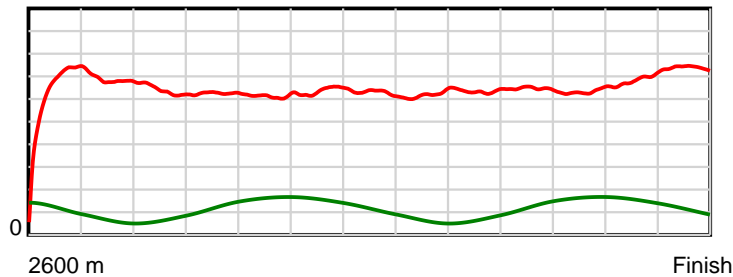
10 m Stride length



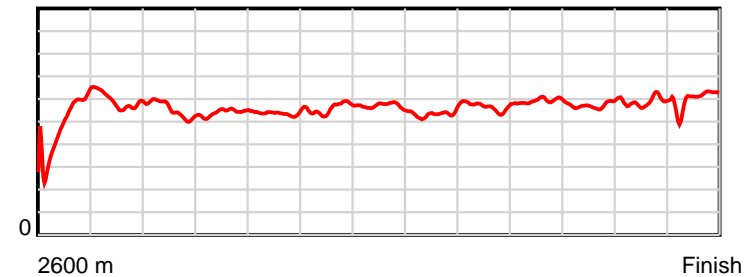
0.5 s Stride duration



20 m/sec Speed



100 % Stride efficiency



Note: Horizontal distance axis grid lines are 200m furlongs.

Disclaimer.

HRNZ and NZMTC and Thoroughbred Ratings Pty Ltd accepts no responsibility for the completeness or accuracy of any of the information contained herein, and makes no representations about its suitability for any particular purpose. Users should make their own judgements about those matters and/or seek independent advice. You assume all risks associated with use of the data provided on this page.



Race Results



June 05, 2020, Race 8, BETTOR TWIST PACE, Distance 2600m, Addington - Survey 3200m

Result	TAB no.	Horse (Barrier)	2600 to	2400m to
10th	16	Stealth Bomba (14)	2400m	2200m
		Position in running (margin)	-	11(9.4)
		Sectional time (s)	17.37	15.58
		Cumulative time (s)	202.47	185.10
		Speed (m/s)	11.51	12.84
		Stride length (m)	5.46	6.09
		Stride duration (s)	0.432	0.475
		Stride efficiency (%)	46.64	57.99
		Stride count	36.61	32.83

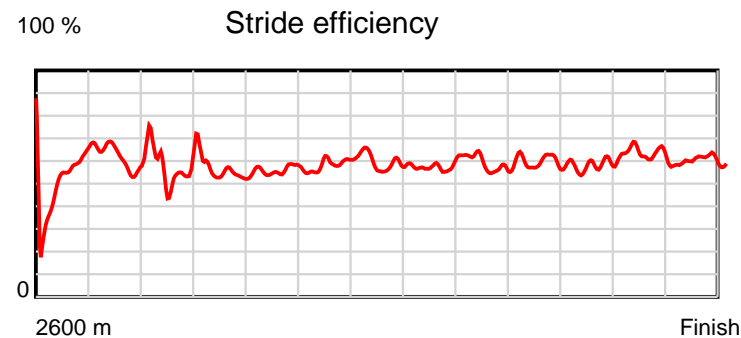
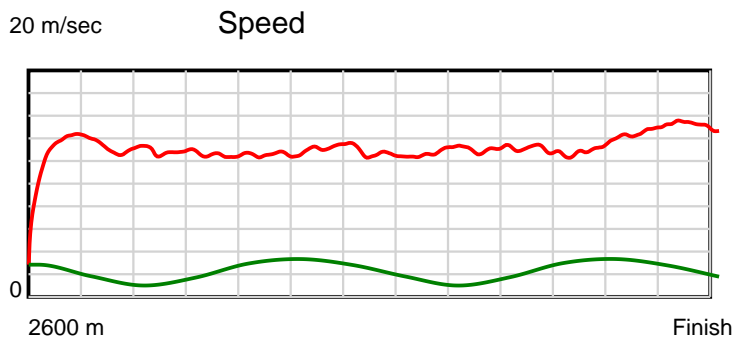
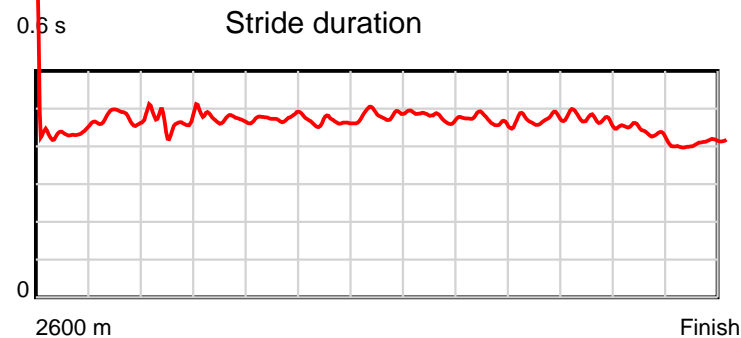
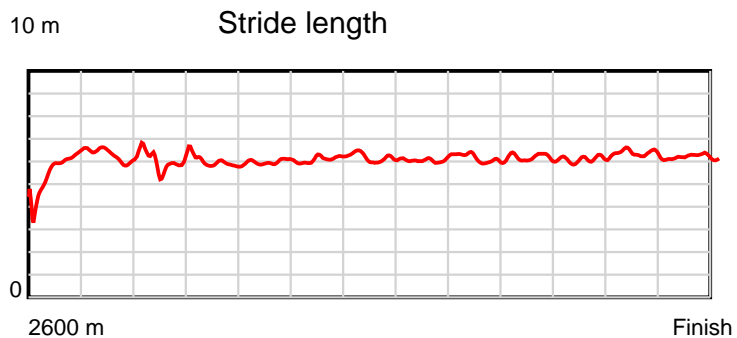
Disclaimer.

HRNZ and NZMTC and Thoroughbred Ratings Pty Ltd accepts no responsibility for the completeness or accuracy of any of the information contained herein, and makes no representations about its suitability for any particular purpose. Users should make their own judgements about those matters and/or seek independent advice. You assume all risks associated with use of the data provided on this page.

Race Results

June 05, 2020, Race 8, BETTOR TWIST PACE, Distance 2600m, Addington - Survey 3200m

Result	TAB no.	Horse (Barrier)	2200m to	2000m to	1800m to	1600m to	1400m to	1200m to	1000m to	800m to	600m to	400m to	200m to	Total or	Margin
10th	16	Stealth Bomba (14)	2000m	1800m	1600m	1400m	1200m	1000m	800m	600m	400m	200m	WP	Average	
		Position in running (margin)	11(15.1)	11(16.6)	11(17.7)	12(18.1)	12(14.6)	12(13.9)	12(12.2)	12(11.2)	12(10.7)	12(10.3)	12(7.0)		6.60
		Sectional time (s)	15.90	15.95	16.34	15.26	15.82	15.81	15.71	15.46	15.81	14.10	13.36		
		Cumulative time (s)	169.52	153.62	137.67	121.33	106.07	90.25	74.44	58.73	43.27	27.46	13.36	3:22.47	
		Speed (m/s)	12.58	12.54	12.24	13.11	12.64	12.65	12.73	12.94	12.65	14.18	14.97	12.84	
		Stride length (m)	5.86	5.92	5.83	6.08	6.16	6.04	5.96	6.14	5.94	6.13	6.14	5.98	
		Stride duration (s)	0.466	0.472	0.476	0.464	0.487	0.478	0.468	0.475	0.470	0.432	0.411	0.465	
		Stride efficiency (%)	53.72	54.79	53.12	57.79	59.34	57.04	55.56	59.00	55.16	58.66	59.00	55.82	
		Stride count	34.11	33.78	34.30	32.89	32.46	33.10	33.54	32.55	33.66	32.64	32.55	435.02	



Note: Horizontal distance axis grid lines are 200m furlongs.

Disclaimer.

HRNZ and NZMTC and Thoroughbred Ratings Pty Ltd accepts no responsibility for the completeness or accuracy of any of the information contained herein, and makes no representations about its suitability for any particular purpose. Users should make their own judgements about those matters and/or seek independent advice. You assume all risks associated with use of the data provided on this page.



Race Results



June 05, 2020, Race 8, BETTOR TWIST PACE, Distance 2600m, Addington - Survey 3200m

Result	TAB no.	Horse (Barrier)	2600 to	2400m to
11th	11	Magical Mali (10)	2400m	2200m
		Position in running (margin)	-	1(0.0)
		Sectional time (s)	15.99	15.18
		Cumulative time (s)	202.80	186.81
		Speed (m/s)	12.50	13.18
		Stride length (m)	5.24	5.57
		Stride duration (s)	0.421	0.423
		Stride efficiency (%)	42.83	48.47
		Stride count	38.20	35.91

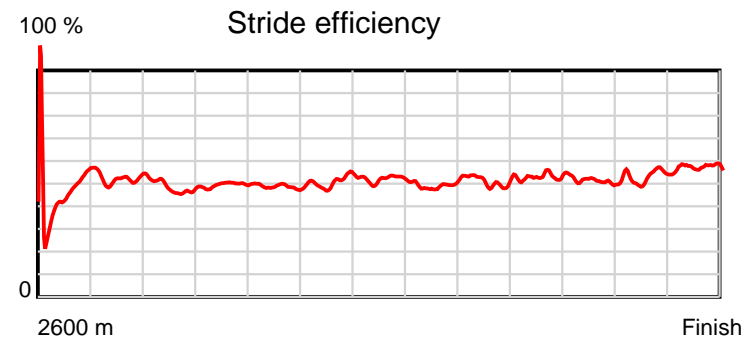
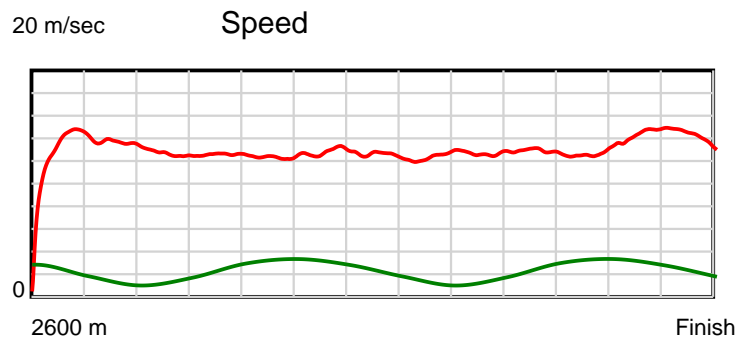
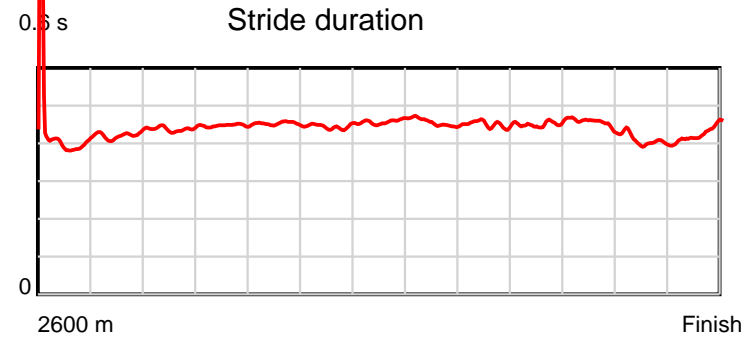
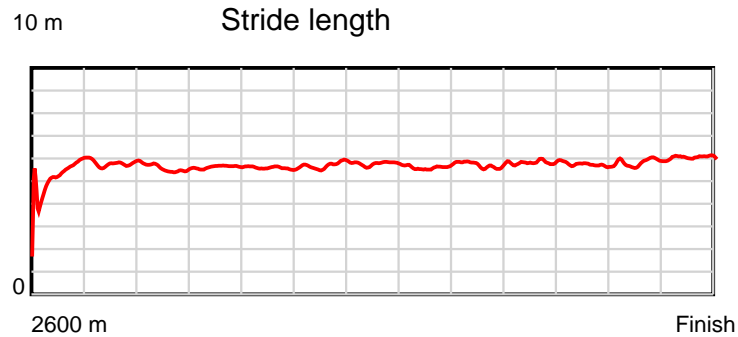
Disclaimer.

HRNZ and NZMTC and Thoroughbred Ratings Pty Ltd accepts no responsibility for the completeness or accuracy of any of the information contained herein, and makes no representations about its suitability for any particular purpose. Users should make their own judgements about those matters and/or seek independent advice. You assume all risks associated with use of the data provided on this page.

Race Results

June 05, 2020, Race 8, BETTOR TWIST PACE, Distance 2600m, Addington - Survey 3200m

Result	TAB no.	Horse (Barrier)	2200m to	2000m to	1800m to	1600m to	1400m to	1200m to	1000m to	800m to	600m to	400m to	200m to	Total or	Margin
11th	11	Magical Mali (10)	2000m	1800m	1600m	1400m	1200m	1000m	800m	600m	400m	200m	WP	Average	
		Position in running (margin)	4(3.3)	5(5.7)	5(6.9)	5(6.7)	5(5.4)	5(5.4)	6(6.3)	7(6.4)	7(6.5)	8(5.9)	6(2.6)		8.40
		Sectional time (s)	16.06	15.98	16.23	15.63	15.92	16.27	15.89	15.55	15.78	14.10	14.22		
		Cumulative time (s)	171.63	155.57	139.59	123.36	107.73	91.81	75.54	59.65	44.10	28.32	14.22	3:22.80	
		Speed (m/s)	12.45	12.52	12.32	12.80	12.56	12.29	12.59	12.86	12.67	14.18	14.06	12.82	
		Stride length (m)	5.46	5.60	5.57	5.70	5.75	5.58	5.68	5.80	5.73	5.77	6.04	5.65	
		Stride duration (s)	0.438	0.447	0.452	0.445	0.458	0.454	0.451	0.451	0.452	0.407	0.429	0.440	
		Stride efficiency (%)	46.56	48.93	48.53	50.70	51.75	48.72	50.39	52.64	51.33	52.01	56.99	49.83	
		Stride count	36.64	35.74	35.89	35.11	34.76	35.82	35.22	34.46	34.90	34.67	33.12	460.44	



Note: Horizontal distance axis grid lines are 200m furlongs.

Disclaimer.

HRNZ and NZMTC and Thoroughbred Ratings Pty Ltd accepts no responsibility for the completeness or accuracy of any of the information contained herein, and makes no representations about its suitability for any particular purpose. Users should make their own judgements about those matters and/or seek independent advice. You assume all risks associated with use of the data provided on this page.



Race Results



June 05, 2020, Race 8, BETTOR TWIST PACE, Distance 2600m, Addington - Survey 3200m

Result	TAB no.	Horse (Barrier)	2600 to	2400m to
12th	13	Emma's Boy (12)		
		Position in running (margin)		
		Sectional time (s)		
		Cumulative time (s)		
		Speed (m/s)		
		Stride length (m)		
		Stride duration (s)		
		Stride efficiency (%)		
		Stride count		

Disclaimer.

HRNZ and NZMTC and Thoroughbred Ratings Pty Ltd accepts no responsibility for the completeness or accuracy of any of the information contained herein, and makes no representations about its suitability for any particular purpose. Users should make their own judgements about those matters and/or seek independent advice. You assume all risks associated with use of the data provided on this page.




Race Results



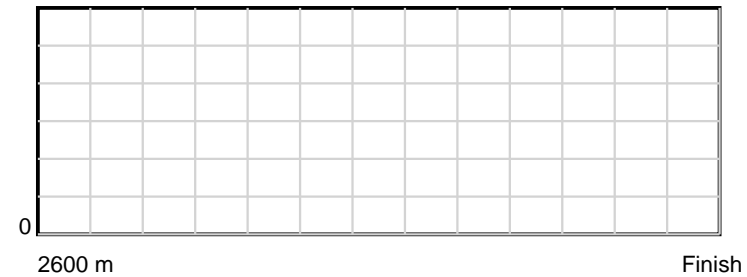
June 05, 2020, Race 8, BETTOR TWIST PACE, Distance 2600m, Addington - Survey 3200m

Result	TAB no.	Horse (Barrier)	2200m to	2000m to	1800m to	1600m to	1400m to	1200m to	1000m to	800m to	600m to	400m to	200m to	Total or	Margin
12th	13	Emma's Boy (12)													
		Position in running (margin)													
		Sectional time (s)													
		Cumulative time (s)													
		Speed (m/s)													
		Stride length (m)													
		Stride duration (s)													
		Stride efficiency (%)													
		Stride count													


10 m Stride length




0.6 s Stride duration



20 m/sec Speed



100 % Stride efficiency



Note: Horizontal distance axis grid lines are 200m furlongs.

Disclaimer.

HRNZ and NZMTC and Thoroughbred Ratings Pty Ltd accepts no responsibility for the completeness or accuracy of any of the information contained herein, and makes no representations about its suitability for any particular purpose. Users should make their own judgements about those matters and/or seek independent advice. You assume all risks associated with use of the data provided on this page.



Race Results



June 05, 2020, Race 8, BETTOR TWIST PACE, Distance 2600m, Addington - Survey 3200m

Result	TAB no.	Horse (Barrier)	2600 to	2400m to
13th	3	Miss Behavin (3)	2400m	2200m
		Position in running (margin)	-	10(8.9)
		Sectional time (s)	17.27	14.18
		Cumulative time (s)	204.04	186.77
		Speed (m/s)	11.58	14.10
		Stride length (m)	5.44	6.41
		Stride duration (s)	0.447	0.455
		Stride efficiency (%)	46.24	64.24
		Stride count	36.76	31.19

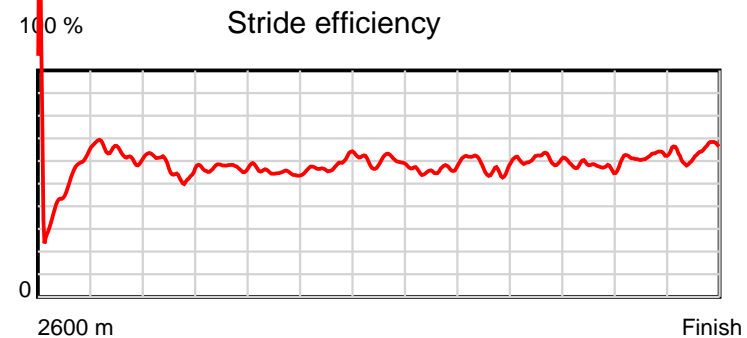
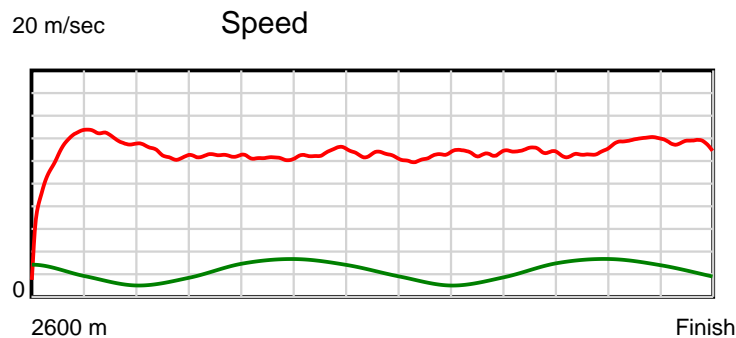
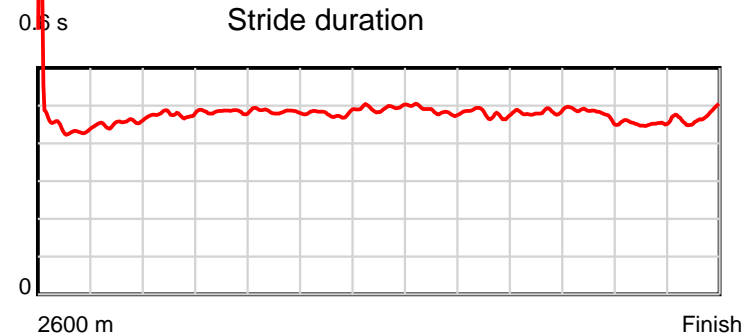
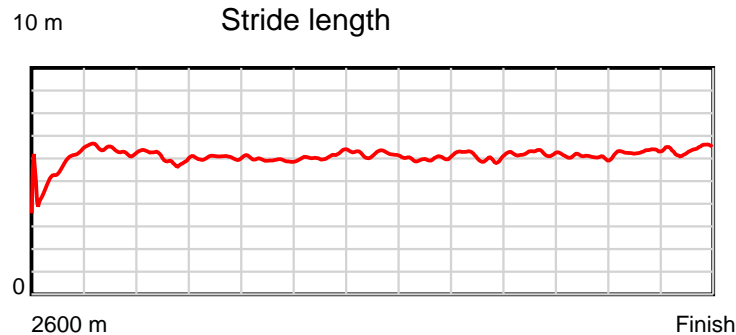
Disclaimer.

HRNZ and NZMTC and Thoroughbred Ratings Pty Ltd accepts no responsibility for the completeness or accuracy of any of the information contained herein, and makes no representations about its suitability for any particular purpose. Users should make their own judgements about those matters and/or seek independent advice. You assume all risks associated with use of the data provided on this page.

Race Results

June 05, 2020, Race 8, BETTOR TWIST PACE, Distance 2600m, Addington - Survey 3200m

Result	TAB no.	Horse (Barrier)	2200m to	2000m to	1800m to	1600m to	1400m to	1200m to	1000m to	800m to	600m to	400m to	200m to	Total or	Margin
13th	3	Miss Behavin (3)	2000m	1800m	1600m	1400m	1200m	1000m	800m	600m	400m	200m	WP	Average	
		Position in running (margin)	7(6.2)	7(7.3)	7(8.4)	7(9.2)	8(7.8)	8(7.8)	9(8.4)	9(7.9)	9(7.8)	10(8.1)	11(6.7)		15.30
		Sectional time (s)	15.85	15.96	16.41	15.61	15.93	16.19	15.80	15.52	15.93	14.42	14.97		
		Cumulative time (s)	172.59	156.74	140.78	124.37	108.76	92.83	76.64	60.84	45.32	29.39	14.97	3:24.04	
		Speed (m/s)	12.62	12.53	12.19	12.81	12.55	12.35	12.66	12.89	12.55	13.87	13.36	12.74	
		Stride length (m)	6.01	6.06	5.91	6.14	6.21	6.01	6.06	6.22	6.02	6.29	6.33	6.08	
		Stride duration (s)	0.476	0.484	0.485	0.479	0.494	0.486	0.479	0.483	0.479	0.453	0.474	0.477	
		Stride efficiency (%)	56.51	57.47	54.63	58.99	60.20	56.35	57.35	60.51	56.56	61.80	62.55	57.69	
		Stride count	33.26	32.98	33.83	32.55	32.22	33.31	33.01	32.14	33.24	31.80	31.61	427.90	



Note: Horizontal distance axis grid lines are 200m furlongs.

Disclaimer.

HRNZ and NZMTC and Thoroughbred Ratings Pty Ltd accepts no responsibility for the completeness or accuracy of any of the information contained herein, and makes no representations about its suitability for any particular purpose. Users should make their own judgements about those matters and/or seek independent advice. You assume all risks associated with use of the data provided on this page.



Race Results



June 05, 2020, Race 8, BETTOR TWIST PACE, Distance 2600m, Addington - Survey 3200m

Result	TAB no.	Horse (Barrier)	2600 to	2400m to
14th	14	Sharp Lou (13)	2400m	2200m
		Position in running (margin)	-	14(28.2)
		Sectional time (s)	20.36	14.85
		Cumulative time (s)	205.82	185.46
		Speed (m/s)	9.82	13.47
		Stride length (m)	5.47	6.38
		Stride duration (s)	0.477	0.474
		Stride efficiency (%)	46.69	63.69
		Stride count	36.59	31.33

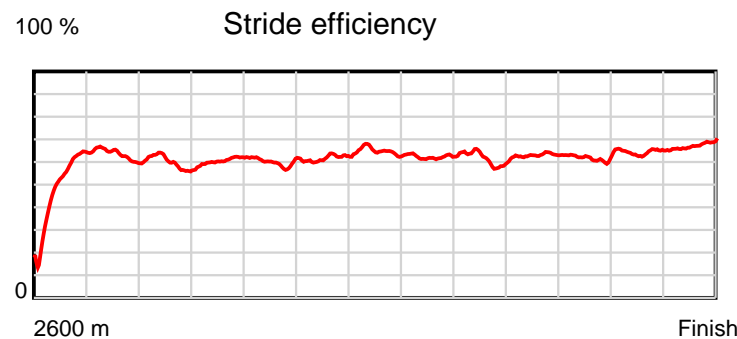
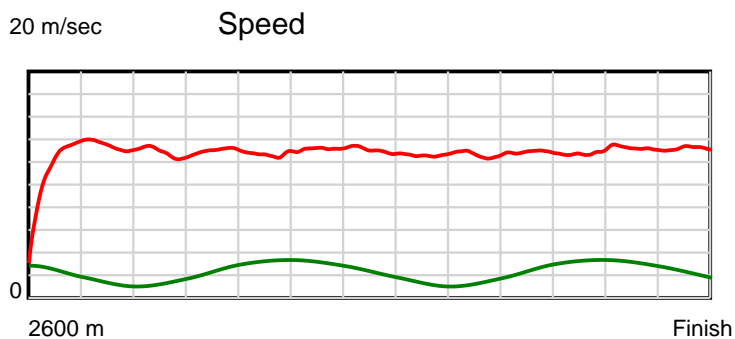
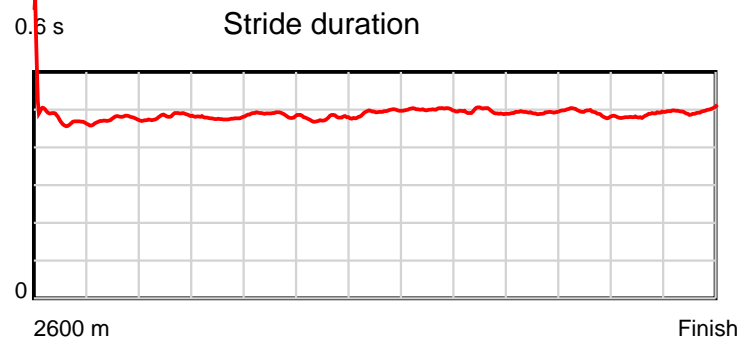
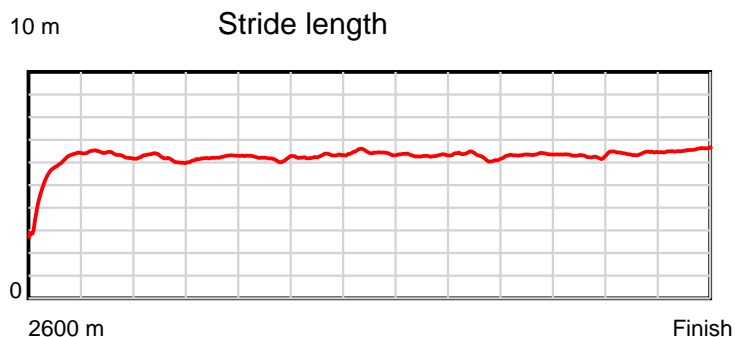
Disclaimer.

HRNZ and NZMTC and Thoroughbred Ratings Pty Ltd accepts no responsibility for the completeness or accuracy of any of the information contained herein, and makes no representations about its suitability for any particular purpose. Users should make their own judgements about those matters and/or seek independent advice. You assume all risks associated with use of the data provided on this page.

Race Results

June 05, 2020, Race 8, BETTOR TWIST PACE, Distance 2600m, Addington - Survey 3200m

Result	TAB no.	Horse (Barrier)	2200m to	2000m to	1800m to	1600m to	1400m to	1200m to	1000m to	800m to	600m to	400m to	200m to	Total or	Margin
14th	14	Sharp Lou (13)	2000m	1800m	1600m	1400m	1200m	1000m	800m	600m	400m	200m	WP	Average	
		Position in running (margin)	14(29.5)	14(30.0)	14(27.0)	14(24.1)	14(19.5)	14(15.5)	13(13.2)	14(13.5)	14(13.1)	14(12.6)	14(15.9)		25.10
		Sectional time (s)	15.73	15.29	15.79	15.07	15.25	15.72	15.93	15.48	15.79	15.21	15.35		
		Cumulative time (s)	170.61	154.88	139.59	123.80	108.73	93.48	77.76	61.83	46.35	30.56	15.35	3:25.82	
		Speed (m/s)	12.71	13.08	12.67	13.27	13.11	12.72	12.55	12.92	12.67	13.15	13.03	12.63	
		Stride length (m)	6.13	6.25	6.18	6.32	6.47	6.36	6.22	6.36	6.23	6.37	6.49	6.24	
		Stride duration (s)	0.482	0.478	0.488	0.476	0.493	0.500	0.496	0.492	0.492	0.484	0.498	0.494	
		Stride efficiency (%)	58.76	60.98	59.72	62.48	65.41	63.25	60.50	63.20	60.68	63.40	65.89	60.82	
		Stride count	32.61	32.02	32.35	31.63	30.91	31.44	32.14	31.45	32.10	31.40	30.80	416.77	



Note: Horizontal distance axis grid lines are 200m furlongs.

Disclaimer.

HRNZ and NZMTC and Thoroughbred Ratings Pty Ltd accepts no responsibility for the completeness or accuracy of any of the information contained herein, and makes no representations about its suitability for any particular purpose. Users should make their own judgements about those matters and/or seek independent advice. You assume all risks associated with use of the data provided on this page.



Race Results



June 05, 2020, Race 8, BETTOR TWIST PACE, Distance 2600m, Addington - Survey 3200m

Result	TAB no.	Horse (Barrier)	2600 to	2400m to
15th	9	Jenabella (8)	2400m	2200m
		Position in running (margin)	-	5(3.8)
		Sectional time (s)	16.47	14.92
		Cumulative time (s)	205.86	189.39
		Speed (m/s)	12.14	13.40
		Stride length (m)	5.00	5.65
		Stride duration (s)	0.412	0.421
		Stride efficiency (%)	39.01	49.84
		Stride count	40.03	35.41

Disclaimer.

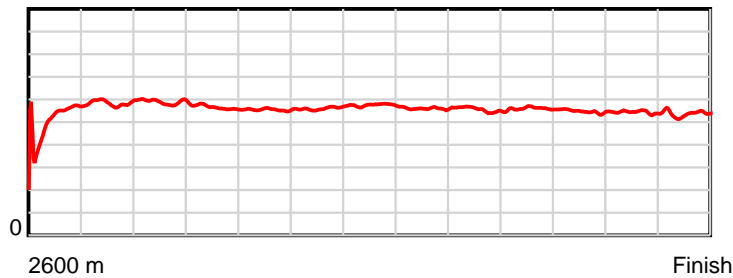
HRNZ and NZMTC and Thoroughbred Ratings Pty Ltd accepts no responsibility for the completeness or accuracy of any of the information contained herein, and makes no representations about its suitability for any particular purpose. Users should make their own judgements about those matters and/or seek independent advice. You assume all risks associated with use of the data provided on this page.

Race Results

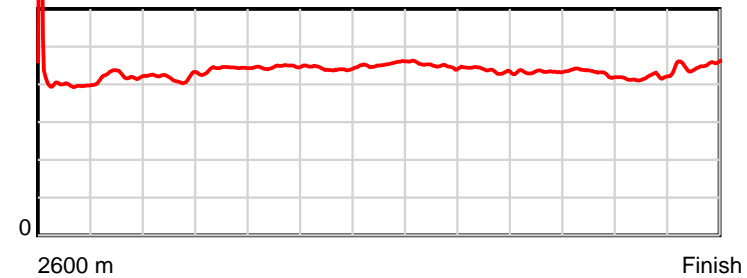
June 05, 2020, Race 8, BETTOR TWIST PACE, Distance 2600m, Addington - Survey 3200m

Result	TAB no.	Horse (Barrier)	2200m to	2000m to	1800m to	1600m to	1400m to	1200m to	1000m to	800m to	600m to	400m to	200m to	Total or	Margin
15th	9	Jenabella (8)	2000m	1800m	1600m	1400m	1200m	1000m	800m	600m	400m	200m	WP	Average	
		Position in running (margin)	6(5.5)	1(0.0)	1(0.0)	1(0.0)	1(0.0)	1(0.0)	1(0.0)	1(0.0)	1(0.0)	1(0.0)	10(5.2)		25.40
		Sectional time (s)	14.73	15.78	16.27	15.84	15.92	16.11	15.88	15.54	15.88	15.51	17.01		
		Cumulative time (s)	174.47	159.74	143.96	127.69	111.85	95.93	79.82	63.94	48.40	32.52	17.01	3:25.86	
		Speed (m/s)	13.58	12.67	12.29	12.63	12.56	12.41	12.59	12.87	12.59	12.89	11.76	12.63	
		Stride length (m)	5.69	5.60	5.49	5.58	5.70	5.58	5.50	5.58	5.43	5.39	5.31	5.49	
		Stride duration (s)	0.419	0.442	0.447	0.442	0.454	0.449	0.436	0.434	0.431	0.418	0.452	0.435	
		Stride efficiency (%)	50.56	49.02	47.17	48.58	50.82	48.65	47.22	48.68	46.04	45.42	44.11	47.16	
		Stride count	35.16	35.71	36.40	35.87	35.07	35.84	36.38	35.83	36.85	37.10	37.65	473.30	

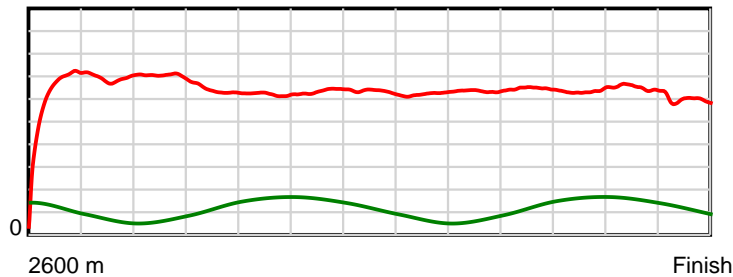
10 m Stride length



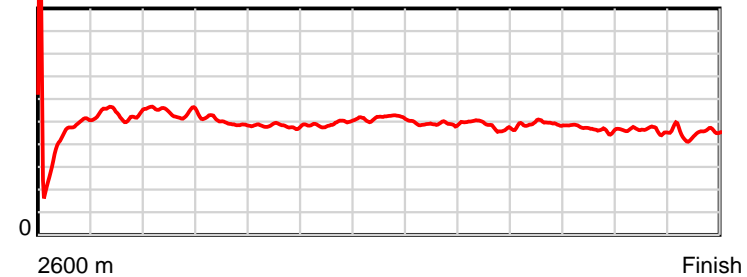
0.5 s Stride duration



20 m/sec Speed



100 % Stride efficiency



Note: Horizontal distance axis grid lines are 200m furlongs.

Disclaimer.

HRNZ and NZMTC and Thoroughbred Ratings Pty Ltd accepts no responsibility for the completeness or accuracy of any of the information contained herein, and makes no representations about its suitability for any particular purpose. Users should make their own judgements about those matters and/or seek independent advice. You assume all risks associated with use of the data provided on this page.



Race Results



June 05, 2020, Race 8, BETTOR TWIST PACE, Distance 2600m, Addington - Survey 3200m

Result	TAB no.	Horse (Barrier)	2600 to	2400m to
16th	12	Owhatanight (11)	2400m	2200m
		Position in running (margin)	-	15(33.1)
		Sectional time (s)	21.42	14.56
		Cumulative time (s)	208.40	186.98
		Speed (m/s)	9.34	13.74
		Stride length (m)	5.30	5.89
		Stride duration (s)	0.420	0.429
		Stride efficiency (%)	43.84	54.28
		Stride count	37.76	33.93

Disclaimer.

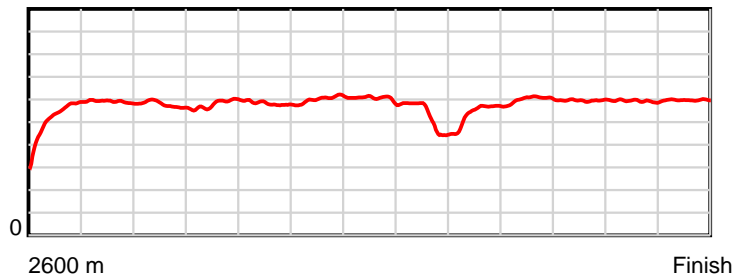
HRNZ and NZMTC and Thoroughbred Ratings Pty Ltd accepts no responsibility for the completeness or accuracy of any of the information contained herein, and makes no representations about its suitability for any particular purpose. Users should make their own judgements about those matters and/or seek independent advice. You assume all risks associated with use of the data provided on this page.

Race Results

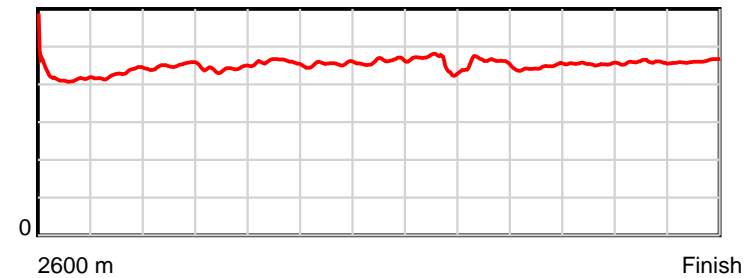
June 05, 2020, Race 8, BETTOR TWIST PACE, Distance 2600m, Addington - Survey 3200m

Result	TAB no.	Horse (Barrier)	2200m to	2000m to	1800m to	1600m to	1400m to	1200m to	1000m to	800m to	600m to	400m to	200m to	Total or	Margin
16th	12	Owhatanight (11)	2000m	1800m	1600m	1400m	1200m	1000m	800m	600m	400m	200m	WP	Average	
		Position in running (margin)	15(32.7)	15(32.9)	15(29.3)	15(26.4)	15(21.3)	15(17.7)	15(26.2)	15(32.6)	15(28.3)	15(24.8)	15(29.4)		39.50
		Sectional time (s)	15.68	15.18	15.78	15.00	15.32	17.52	16.94	14.82	15.28	15.43	15.47		
		Cumulative time (s)	172.42	156.74	141.56	125.78	110.78	95.46	77.94	61.00	46.18	30.90	15.47	3:28.40	
		Speed (m/s)	12.76	13.18	12.67	13.33	13.05	11.42	11.81	13.50	13.09	12.96	12.93	12.48	
		Stride length (m)	5.74	5.82	5.82	6.05	6.02	5.22	5.41	6.01	5.95	5.94	5.97	5.77	
		Stride duration (s)	0.450	0.441	0.459	0.454	0.461	0.457	0.458	0.445	0.454	0.459	0.462	0.462	
		Stride efficiency (%)	51.44	52.85	52.96	57.23	56.64	42.50	45.74	56.43	55.24	55.22	55.72	51.95	
		Stride count	34.86	34.39	34.35	33.05	33.22	38.35	36.97	33.28	33.64	33.65	33.49	450.94	

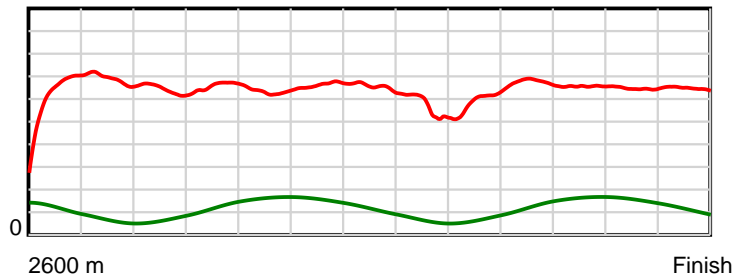
10 m Stride length



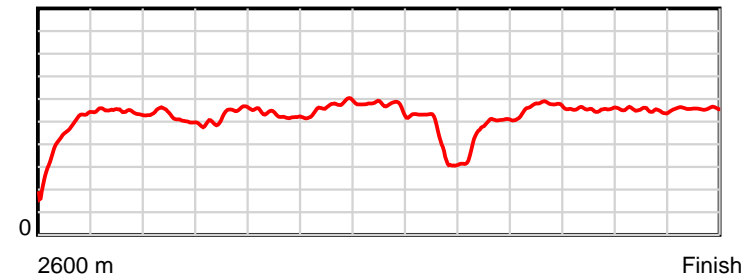
0.6 s Stride duration



20 m/sec Speed



100 % Stride efficiency



Note: Horizontal distance axis grid lines are 200m furlongs.

Disclaimer.

HRNZ and NZMTC and Thoroughbred Ratings Pty Ltd accepts no responsibility for the completeness or accuracy of any of the information contained herein, and makes no representations about its suitability for any particular purpose. Users should make their own judgements about those matters and/or seek independent advice. You assume all risks associated with use of the data provided on this page.