



Race Results

NZ Metropolitan Trotting Club Inc, HRNZ, June 05, 2020

Compilation date: June 5, 2020, 8:43:53 PM (NZST)

Copyright © 2020 HRNZ and NZMTC. All rights reserved.

Trademarks.

StrideMASTER is a registered trademark of Thoroughbred Ratings Pty Ltd.

Disclaimer.

HRNZ and NZMTC and Thoroughbred Ratings Pty Ltd accepts no responsibility for the completeness or accuracy of any of the information contained herein, and makes no representations about its suitability for any particular purpose. Users should make their own judgements about those matters and/or seek independent advice. You assume all risks associated with use of the data provided on this page.



Race Results



June 05, 2020, Race 9, KING OF SWING HANDICAP PACE, Distance 2600m, Addington - Survey 3200m

Result	TAB no.	Horse (Barrier)	2600 to	2400m to
1st	12	Dadndave (4)	2400m	2200m
		Position in running (margin)	-	6(10.1)
		Sectional time (s)	17.71	14.34
		Cumulative time (s)	196.30	178.59
		Speed (m/s)	11.29	13.95
		Stride length (m)	5.98	6.47
		Stride duration (s)	0.436	0.464
		Stride efficiency (%)	55.92	65.40
		Stride count	33.43	30.92

Disclaimer.

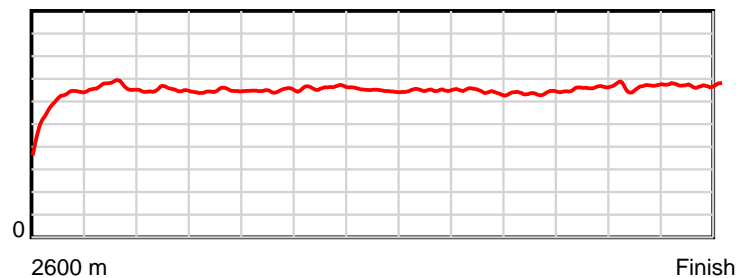
HRNZ and NZMTC and Thoroughbred Ratings Pty Ltd accepts no responsibility for the completeness or accuracy of any of the information contained herein, and makes no representations about its suitability for any particular purpose. Users should make their own judgements about those matters and/or seek independent advice. You assume all risks associated with use of the data provided on this page.

Race Results

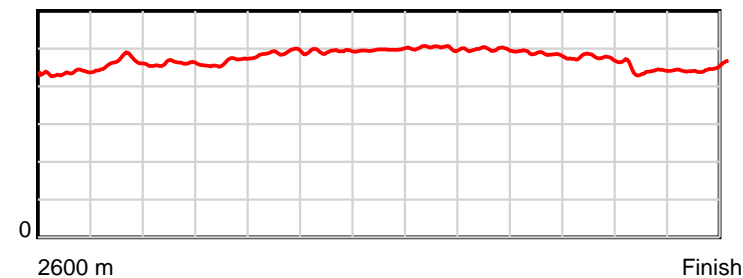
June 05, 2020, Race 9, KING OF SWING HANDICAP PACE, Distance 2600m, Addington - Survey 3200m

Result	TAB no.	Horse (Barrier)	2200m to	2000m to	1800m to	1600m to	1400m to	1200m to	1000m to	800m to	600m to	400m to	200m to	Total or	Margin
1st	12	Dadndave (4)	2000m	1800m	1600m	1400m	1200m	1000m	800m	600m	400m	200m	WP	Average	
		Position in running (margin)	6(10.6)	6(10.8)	6(8.0)	6(6.5)	6(5.9)	7(5.8)	6(6.2)	6(5.5)	6(5.8)	7(7.1)	3(5.6)		0.00
		Sectional time (s)	14.49	14.44	15.43	15.32	15.46	15.82	15.80	15.23	14.95	13.83	13.48		
		Cumulative time (s)	164.25	149.76	135.32	119.89	104.57	89.11	73.29	57.49	42.26	27.31	13.48	3:16.30	
		Speed (m/s)	13.80	13.85	12.96	13.05	12.94	12.64	12.66	13.13	13.38	14.46	14.84	13.25	
		Stride length (m)	6.35	6.44	6.33	6.44	6.44	6.35	6.29	6.37	6.36	6.37	6.65	6.37	
		Stride duration (s)	0.460	0.465	0.489	0.493	0.498	0.502	0.497	0.485	0.475	0.441	0.449	0.481	
		Stride efficiency (%)	63.07	64.74	62.71	64.87	64.74	62.99	61.84	63.33	63.14	63.47	69.17	63.40	
		Stride count	31.48	31.07	31.57	31.04	31.07	31.50	31.79	31.42	31.46	31.38	30.06	408.19	

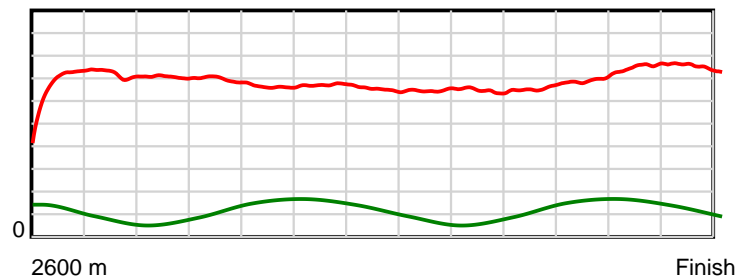
10 m Stride length



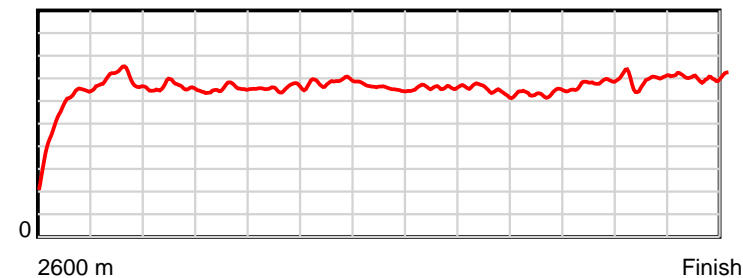
0.6 s Stride duration



20 m/sec Speed



100 % Stride efficiency



Note: Horizontal distance axis grid lines are 200m furlongs.

Disclaimer.

HRNZ and NZMTC and Thoroughbred Ratings Pty Ltd accepts no responsibility for the completeness or accuracy of any of the information contained herein, and makes no representations about its suitability for any particular purpose. Users should make their own judgements about those matters and/or seek independent advice. You assume all risks associated with use of the data provided on this page.



Race Results



June 05, 2020, Race 9, KING OF SWING HANDICAP PACE, Distance 2600m, Addington - Survey 3200m

Result	TAB no.	Horse (Barrier)	2600 to	2400m to
2nd	5	Franco Niven (11)	2400m	2200m
		Position in running (margin)	-	2(0.2)
		Sectional time (s)	16.12	14.23
		Cumulative time (s)	196.45	180.33
		Speed (m/s)	12.41	14.05
		Stride length (m)	5.28	5.91
		Stride duration (s)	0.415	0.421
		Stride efficiency (%)	43.52	54.67
		Stride count	37.90	33.81

Disclaimer.

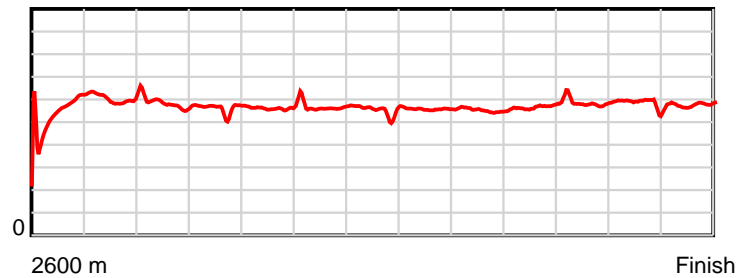
HRNZ and NZMTC and Thoroughbred Ratings Pty Ltd accepts no responsibility for the completeness or accuracy of any of the information contained herein, and makes no representations about its suitability for any particular purpose. Users should make their own judgements about those matters and/or seek independent advice. You assume all risks associated with use of the data provided on this page.

Race Results

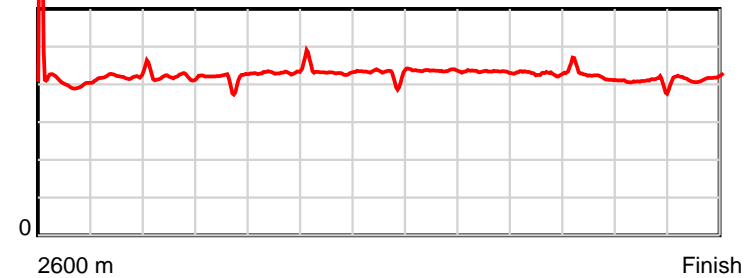
June 05, 2020, Race 9, KING OF SWING HANDICAP PACE, Distance 2600m, Addington - Survey 3200m

Result	TAB no.	Horse (Barrier)	2200m to	2000m to	1800m to	1600m to	1400m to	1200m to	1000m to	800m to	600m to	400m to	200m to	Total or	Margin
2nd	5	Franco Niven (11)	2000m	1800m	1600m	1400m	1200m	1000m	800m	600m	400m	200m	WP	Average	
		Position in running (margin)	1(0.0)	1(0.0)	1(0.0)	1(0.0)	1(0.0)	1(0.0)	1(0.0)	1(0.0)	1(0.0)	1(0.0)	1(0.0)		0.80
		Sectional time (s)	14.45	14.90	15.68	15.42	15.48	15.75	15.92	15.19	14.73	14.08	14.50		
		Cumulative time (s)	166.10	151.65	136.75	121.07	105.65	90.17	74.42	58.50	43.31	28.58	14.50	3:16.45	
		Speed (m/s)	13.84	13.42	12.76	12.97	12.92	12.70	12.56	13.17	13.58	14.20	13.79	13.23	
		Stride length (m)	5.82	5.59	5.49	5.65	5.52	5.54	5.45	5.63	5.73	5.76	5.75	5.62	
		Stride duration (s)	0.420	0.416	0.430	0.435	0.428	0.436	0.433	0.428	0.422	0.406	0.417	0.425	
		Stride efficiency (%)	52.87	48.74	47.14	49.82	47.68	47.89	46.34	49.61	51.31	51.84	51.59	49.34	
		Stride count	34.38	35.81	36.41	35.42	36.21	36.13	36.73	35.49	34.90	34.72	34.81	462.72	

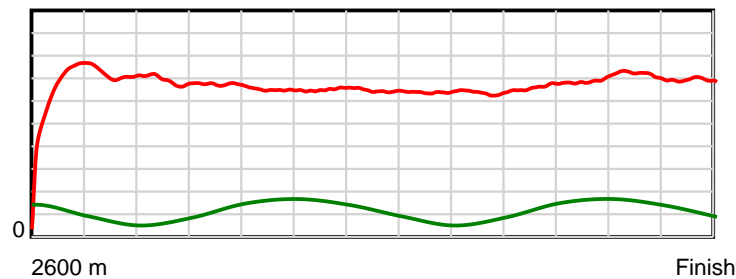
10 m Stride length



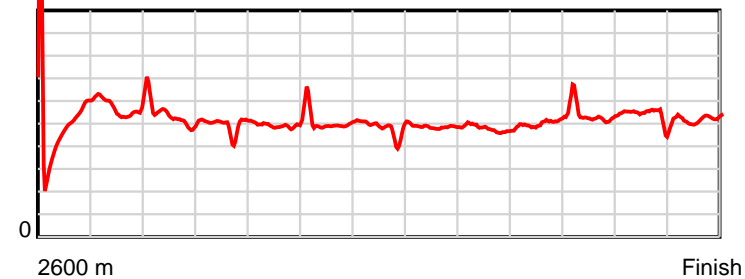
0.5 s Stride duration



20 m/sec Speed



100 % Stride efficiency



Note: Horizontal distance axis grid lines are 200m furlongs.

Disclaimer.

HRNZ and NZMTC and Thoroughbred Ratings Pty Ltd accepts no responsibility for the completeness or accuracy of any of the information contained herein, and makes no representations about its suitability for any particular purpose. Users should make their own judgements about those matters and/or seek independent advice. You assume all risks associated with use of the data provided on this page.



Race Results



June 05, 2020, Race 9, KING OF SWING HANDICAP PACE, Distance 2600m, Addington - Survey 3200m

Result	TAB no.	Horse (Barrier)	2600 to	2400m to
3rd	2	Doctor Tim (5)	2400m	2200m
		Position in running (margin)	-	5(7.0)
		Sectional time (s)	17.36	14.39
		Cumulative time (s)	197.37	180.01
		Speed (m/s)	11.52	13.90
		Stride length (m)	5.34	6.00
		Stride duration (s)	0.442	0.432
		Stride efficiency (%)	44.51	56.31
		Stride count	37.47	33.32

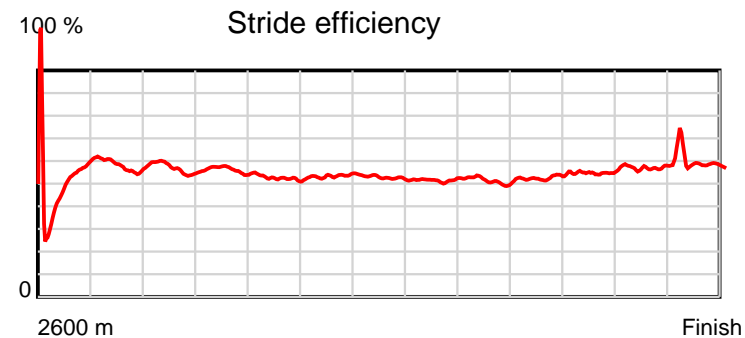
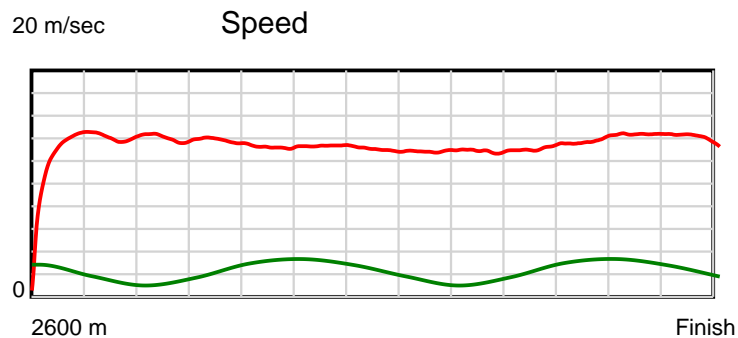
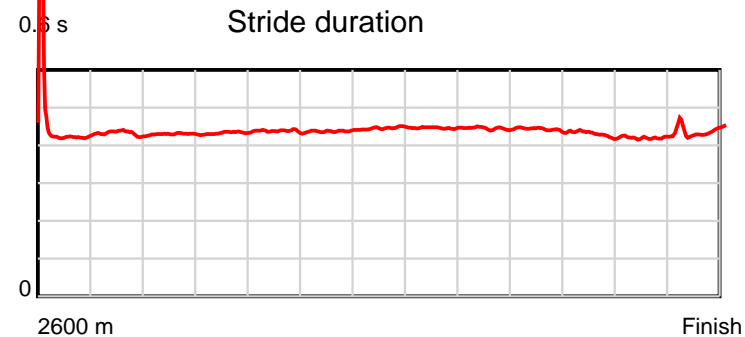
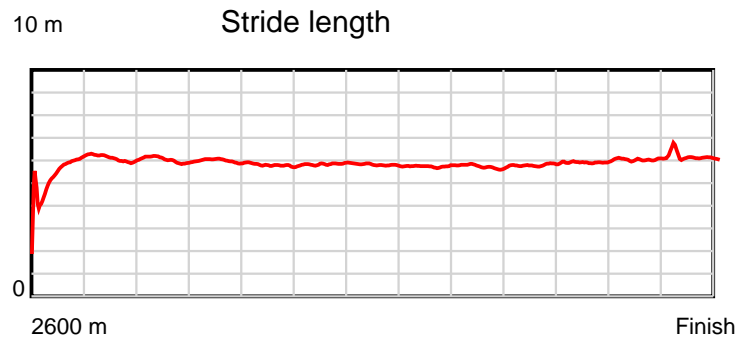
Disclaimer.

HRNZ and NZMTC and Thoroughbred Ratings Pty Ltd accepts no responsibility for the completeness or accuracy of any of the information contained herein, and makes no representations about its suitability for any particular purpose. Users should make their own judgements about those matters and/or seek independent advice. You assume all risks associated with use of the data provided on this page.

Race Results

June 05, 2020, Race 9, KING OF SWING HANDICAP PACE, Distance 2600m, Addington - Survey 3200m

Result	TAB no.	Horse (Barrier)	2200m to	2000m to	1800m to	1600m to	1400m to	1200m to	1000m to	800m to	600m to	400m to	200m to	Total or	Margin
3rd	2	Doctor Tim (5)	2000m	1800m	1600m	1400m	1200m	1000m	800m	600m	400m	200m	WP	Average	
		Position in running (margin)	5(7.8)	5(8.3)	5(5.9)	5(4.8)	4(3.7)	4(3.1)	5(4.0)	4(3.9)	4(4.4)	5(5.2)	4(5.6)		6.00
		Sectional time (s)	14.53	14.51	15.48	15.25	15.38	15.89	15.89	15.27	14.88	14.15	14.39		
		Cumulative time (s)	165.62	151.09	136.58	121.10	105.85	90.47	74.58	58.69	43.42	28.54	14.39	3:17.37	
		Speed (m/s)	13.76	13.78	12.92	13.11	13.00	12.59	12.59	13.10	13.44	14.13	13.90	13.17	
		Stride length (m)	5.91	5.96	5.65	5.74	5.79	5.62	5.59	5.79	5.76	5.94	6.11	5.78	
		Stride duration (s)	0.430	0.433	0.437	0.438	0.445	0.446	0.444	0.442	0.429	0.421	0.439	0.439	
		Stride efficiency (%)	54.67	55.55	49.86	51.47	52.40	49.29	48.86	52.32	51.86	55.21	58.26	52.16	
		Stride count	33.81	33.55	35.41	34.85	34.54	35.61	35.77	34.56	34.72	33.65	32.76	450.02	



Note: Horizontal distance axis grid lines are 200m furlongs.

Disclaimer.

HRNZ and NZMTC and Thoroughbred Ratings Pty Ltd accepts no responsibility for the completeness or accuracy of any of the information contained herein, and makes no representations about its suitability for any particular purpose. Users should make their own judgements about those matters and/or seek independent advice. You assume all risks associated with use of the data provided on this page.



Race Results



June 05, 2020, Race 9, KING OF SWING HANDICAP PACE, Distance 2600m, Addington - Survey 3200m

Result	TAB no.	Horse (Barrier)	2600 to	2400m to
4th	7	Stun Gun (2)	2400m	2200m
		Position in running (margin)	-	9(20.6)
		Sectional time (s)	19.59	14.45
		Cumulative time (s)	197.91	178.32
		Speed (m/s)	10.21	13.84
		Stride length (m)	5.10	6.06
		Stride duration (s)	0.425	0.438
		Stride efficiency (%)	40.63	57.34
		Stride count	39.22	33.02

Disclaimer.

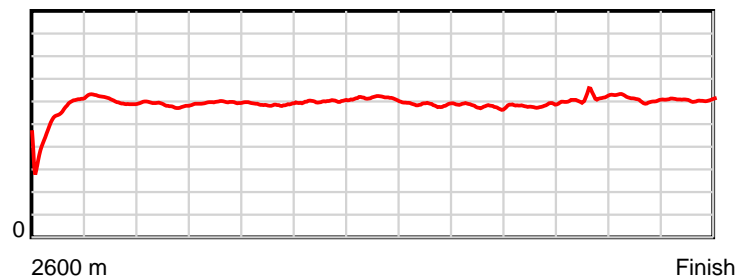
HRNZ and NZMTC and Thoroughbred Ratings Pty Ltd accepts no responsibility for the completeness or accuracy of any of the information contained herein, and makes no representations about its suitability for any particular purpose. Users should make their own judgements about those matters and/or seek independent advice. You assume all risks associated with use of the data provided on this page.

Race Results

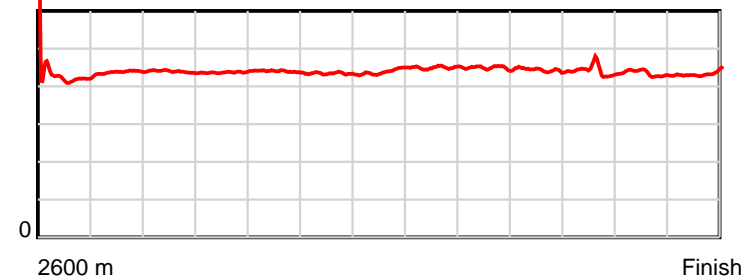
June 05, 2020, Race 9, KING OF SWING HANDICAP PACE, Distance 2600m, Addington - Survey 3200m

Result	TAB no.	Horse (Barrier)	2200m to	2000m to	1800m to	1600m to	1400m to	1200m to	1000m to	800m to	600m to	400m to	200m to	Total or	Margin
4th	7	Stun Gun (2)	2000m	1800m	1600m	1400m	1200m	1000m	800m	600m	400m	200m	WP	Average	
		Position in running (margin)	8(21.7)	8(26.3)	8(25.0)	8(21.5)	8(15.0)	8(8.1)	8(7.6)	8(8.0)	7(8.0)	6(7.1)	5(8.8)		8.90
		Sectional time (s)	15.22	14.69	15.08	14.35	14.33	15.67	15.98	15.19	14.58	14.37	14.41		
		Cumulative time (s)	163.87	148.65	133.96	118.88	104.53	90.20	74.53	58.55	43.36	28.78	14.41	3:17.91	
		Speed (m/s)	13.14	13.61	13.26	13.94	13.96	12.76	12.52	13.17	13.72	13.92	13.88	13.14	
		Stride length (m)	5.77	5.95	5.83	6.04	6.13	5.74	5.62	5.84	6.03	6.04	6.03	5.85	
		Stride duration (s)	0.439	0.437	0.440	0.433	0.439	0.450	0.449	0.443	0.439	0.434	0.435	0.445	
		Stride efficiency (%)	52.00	55.33	53.16	57.05	58.66	51.46	49.30	53.21	56.74	57.08	56.88	53.41	
		Stride count	34.67	33.61	34.29	33.10	32.64	34.85	35.61	34.27	33.19	33.09	33.15	444.71	

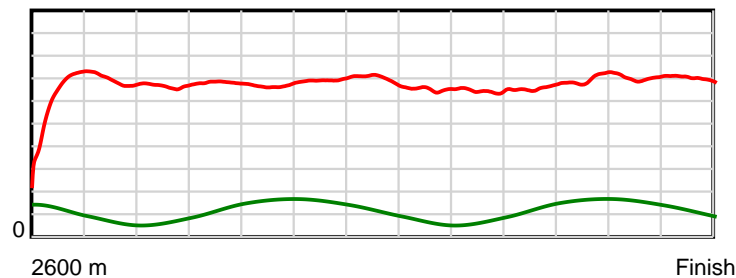
10 m Stride length



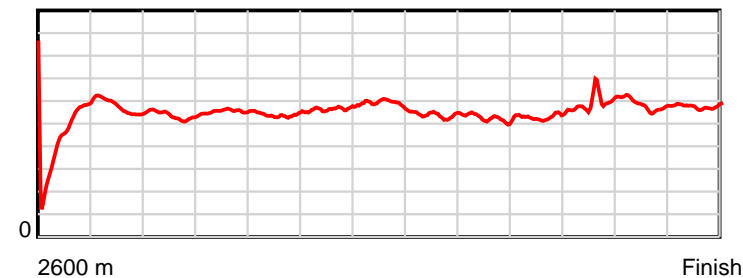
0.6 s Stride duration



20 m/sec Speed



100 % Stride efficiency



Note: Horizontal distance axis grid lines are 200m furlongs.

Disclaimer.

HRNZ and NZMTC and Thoroughbred Ratings Pty Ltd accepts no responsibility for the completeness or accuracy of any of the information contained herein, and makes no representations about its suitability for any particular purpose. Users should make their own judgements about those matters and/or seek independent advice. You assume all risks associated with use of the data provided on this page.



Race Results



June 05, 2020, Race 9, KING OF SWING HANDICAP PACE, Distance 2600m, Addington - Survey 3200m

Result	TAB no.	Horse (Barrier)	2600 to 2400m	2400m to 2200m
5th	6	Overarm (12)		
		Position in running (margin)	-	1(0.0)
		Sectional time (s)	16.11	14.57
		Cumulative time (s)	198.08	181.97
		Speed (m/s)	12.42	13.73
		Stride length (m)	5.36	5.88
		Stride duration (s)	0.429	0.429
		Stride efficiency (%)	44.92	54.05
		Stride count	37.30	34.01

Disclaimer.

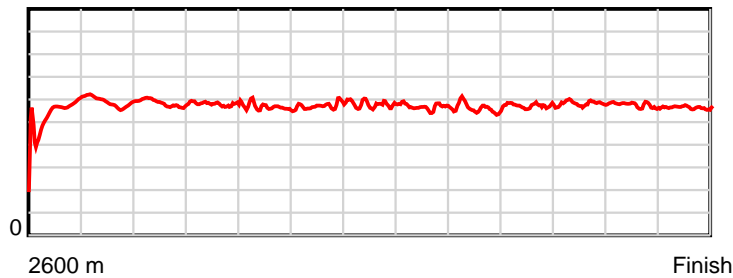
HRNZ and NZMTC and Thoroughbred Ratings Pty Ltd accepts no responsibility for the completeness or accuracy of any of the information contained herein, and makes no representations about its suitability for any particular purpose. Users should make their own judgements about those matters and/or seek independent advice. You assume all risks associated with use of the data provided on this page.

Race Results

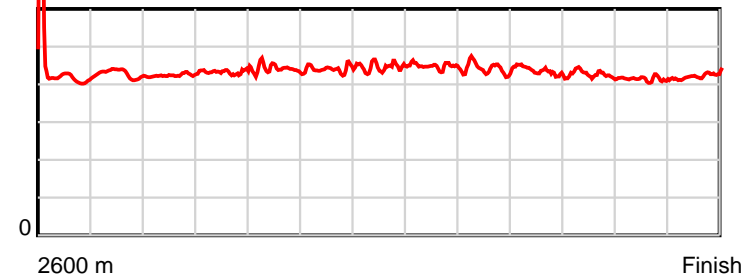
June 05, 2020, Race 9, KING OF SWING HANDICAP PACE, Distance 2600m, Addington - Survey 3200m

Result	TAB no.	Horse (Barrier)	2200m to	2000m to	1800m to	1600m to	1400m to	1200m to	1000m to	800m to	600m to	400m to	200m to	Total or	Margin
5th	6	Overarm (12)	2000m	1800m	1600m	1400m	1200m	1000m	800m	600m	400m	200m	WP	Average	
		Position in running (margin)	3(1.9)	3(2.1)	3(2.2)	3(1.6)	3(1.9)	3(1.6)	3(2.4)	3(2.0)	2(2.0)	2(2.6)	2(4.9)		9.90
		Sectional time (s)	14.49	14.92	15.58	15.48	15.43	15.88	15.85	15.19	14.84	14.46	15.28		
		Cumulative time (s)	167.40	152.91	137.99	122.41	106.93	91.50	75.62	59.77	44.58	29.74	15.28	3:18.08	
		Speed (m/s)	13.80	13.40	12.84	12.92	12.96	12.59	12.62	13.17	13.48	13.83	13.09	13.13	
		Stride length (m)	5.83	5.67	5.55	5.62	5.56	5.57	5.35	5.60	5.66	5.65	5.49	5.60	
		Stride duration (s)	0.422	0.423	0.432	0.435	0.429	0.442	0.424	0.425	0.420	0.408	0.420	0.426	
		Stride efficiency (%)	53.13	50.24	48.09	49.40	48.24	48.49	44.69	48.98	49.98	49.88	47.17	48.92	
		Stride count	34.30	35.27	36.05	35.57	36.00	35.90	37.40	35.72	35.36	35.40	36.40	464.68	

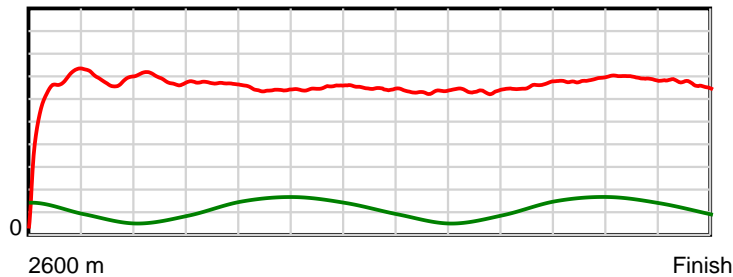
10 m Stride length



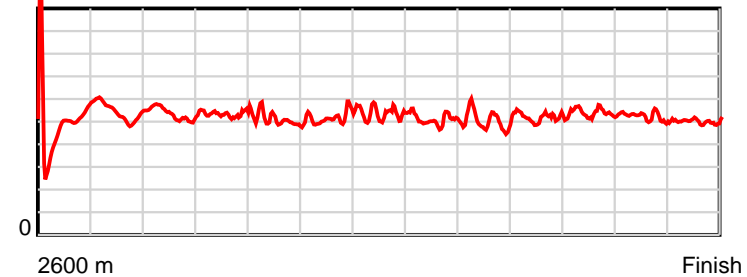
0.5 s Stride duration



20 m/sec Speed



100 % Stride efficiency



Note: Horizontal distance axis grid lines are 200m furlongs.

Disclaimer.

HRNZ and NZMTC and Thoroughbred Ratings Pty Ltd accepts no responsibility for the completeness or accuracy of any of the information contained herein, and makes no representations about its suitability for any particular purpose. Users should make their own judgements about those matters and/or seek independent advice. You assume all risks associated with use of the data provided on this page.



Race Results



June 05, 2020, Race 9, KING OF SWING HANDICAP PACE, Distance 2600m, Addington - Survey 3200m

Result	TAB no.	Horse (Barrier)	2600 to	2400m to
6th	8	Rocknroll King (6)	2400m	2200m
		Position in running (margin)	-	12(32.4)
		Sectional time (s)	21.50	14.28
		Cumulative time (s)	198.66	177.16
		Speed (m/s)	9.30	14.01
		Stride length (m)	4.63	6.42
		Stride duration (s)	0.435	0.459
		Stride efficiency (%)	33.52	64.51
		Stride count	43.18	31.13

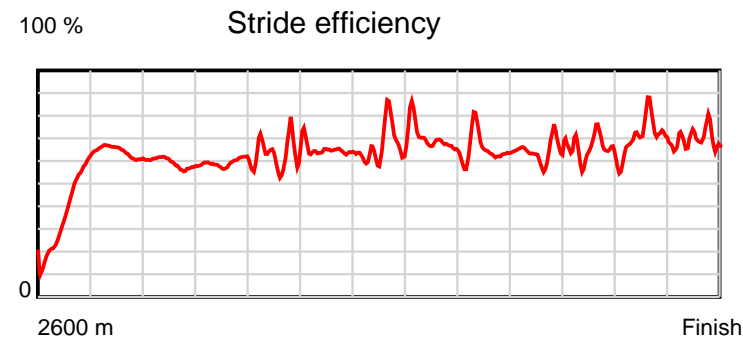
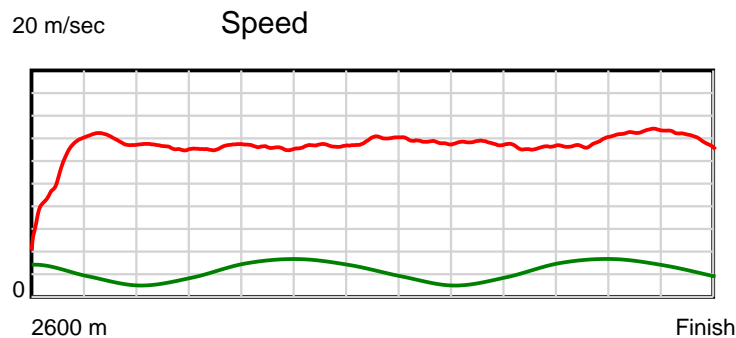
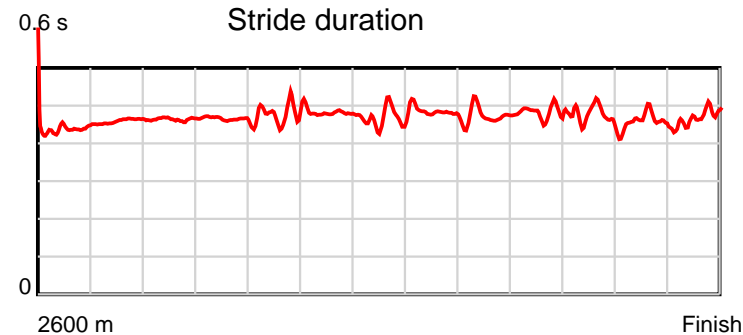
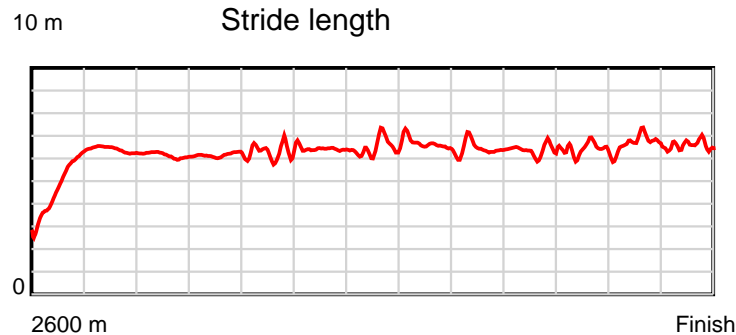
Disclaimer.

HRNZ and NZMTC and Thoroughbred Ratings Pty Ltd accepts no responsibility for the completeness or accuracy of any of the information contained herein, and makes no representations about its suitability for any particular purpose. Users should make their own judgements about those matters and/or seek independent advice. You assume all risks associated with use of the data provided on this page.

Race Results

June 05, 2020, Race 9, KING OF SWING HANDICAP PACE, Distance 2600m, Addington - Survey 3200m

Result	TAB no.	Horse (Barrier)	2200m to	2000m to	1800m to	1600m to	1400m to	1200m to	1000m to	800m to	600m to	400m to	200m to	Total or	Margin
6th	8	Rocknroll King (6)	2000m	1800m	1600m	1400m	1200m	1000m	800m	600m	400m	200m	WP	Average	
		Position in running (margin)	12(32.5)	12(36.4)	12(36.8)	12(34.6)	12(31.7)	12(24.9)	12(18.5)	12(11.7)	12(12.1)	12(13.5)	10(12.6)		13.10
		Sectional time (s)	15.11	14.96	15.31	14.93	14.36	14.68	14.79	15.24	14.96	13.93	14.61		
		Cumulative time (s)	162.88	147.77	132.81	117.50	102.57	88.21	73.53	58.74	43.50	28.54	14.61	3:18.66	
		Speed (m/s)	13.24	13.37	13.06	13.40	13.93	13.62	13.52	13.12	13.37	14.36	13.69	13.09	
		Stride length (m)	6.13	6.23	6.13	6.40	6.43	6.57	6.33	6.22	6.13	6.50	6.34	6.15	
		Stride duration (s)	0.463	0.466	0.469	0.478	0.462	0.482	0.468	0.474	0.459	0.453	0.463	0.470	
		Stride efficiency (%)	58.69	60.65	58.63	64.11	64.70	67.44	62.70	60.54	58.73	66.01	62.74	59.01	
		Stride count	32.63	32.10	32.65	31.23	31.08	30.44	31.57	32.13	32.62	30.77	31.56	423.09	



Note: Horizontal distance axis grid lines are 200m furlongs.

Disclaimer.

HRNZ and NZMTC and Thoroughbred Ratings Pty Ltd accepts no responsibility for the completeness or accuracy of any of the information contained herein, and makes no representations about its suitability for any particular purpose. Users should make their own judgements about those matters and/or seek independent advice. You assume all risks associated with use of the data provided on this page.



Race Results



June 05, 2020, Race 9, KING OF SWING HANDICAP PACE, Distance 2600m, Addington - Survey 3200m

Result	TAB no.	Horse (Barrier)	2600 to	2400m to
7th	4	Chiller Bay (10)	2400m	2200m
		Position in running (margin)	-	11(23.3)
		Sectional time (s)	20.15	15.17
		Cumulative time (s)	198.76	178.61
		Speed (m/s)	9.93	13.18
		Stride length (m)	4.37	5.94
		Stride duration (s)	0.431	0.451
		Stride efficiency (%)	29.84	55.15
		Stride count	45.77	33.67

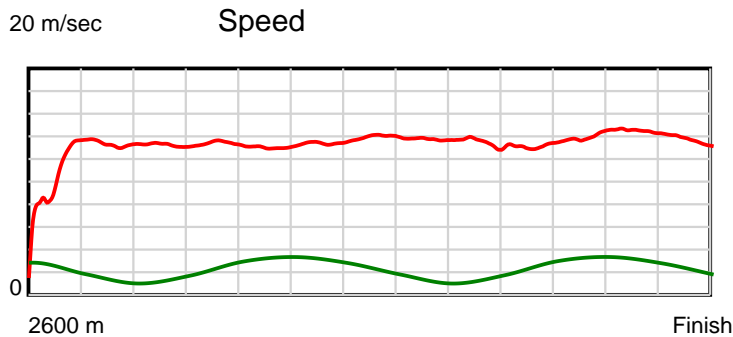
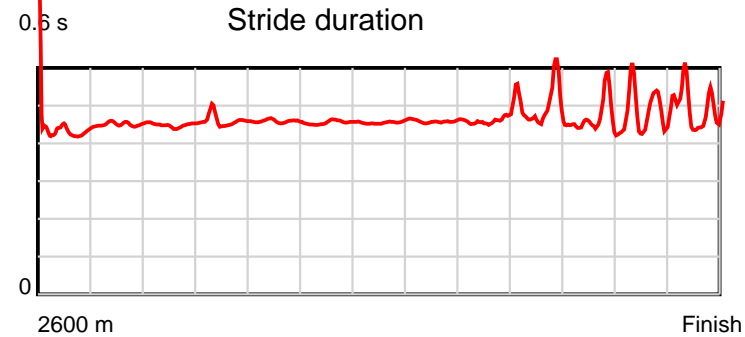
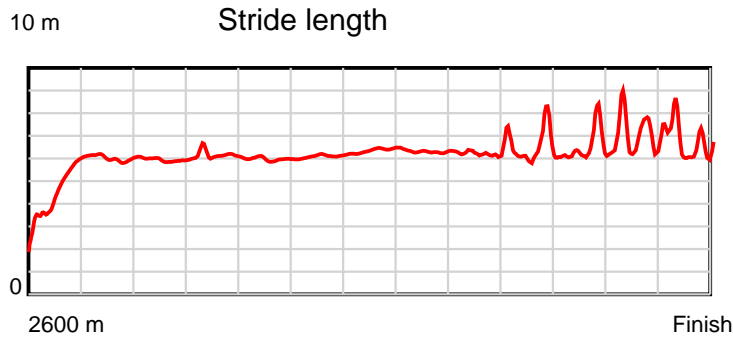
Disclaimer.

HRNZ and NZMTC and Thoroughbred Ratings Pty Ltd accepts no responsibility for the completeness or accuracy of any of the information contained herein, and makes no representations about its suitability for any particular purpose. Users should make their own judgements about those matters and/or seek independent advice. You assume all risks associated with use of the data provided on this page.

Race Results

June 05, 2020, Race 9, KING OF SWING HANDICAP PACE, Distance 2600m, Addington - Survey 3200m

Result	TAB no.	Horse (Barrier)	2200m to	2000m to	1800m to	1600m to	1400m to	1200m to	1000m to	800m to	600m to	400m to	200m to	Total or	Margin
7th	4	Chiller Bay (10)	2000m	1800m	1600m	1400m	1200m	1000m	800m	600m	400m	200m	WP	Average	
		Position in running (margin)	11(28.7)	11(33.5)	11(33.5)	11(32.2)	11(29.4)	11(22.5)	11(15.8)	11(11.4)	11(11.4)	9(11.5)	9(12.3)		13.60
		Sectional time (s)	15.25	14.90	15.47	14.95	14.34	14.62	15.19	15.19	14.75	14.21	14.57		
		Cumulative time (s)	163.44	148.19	133.29	117.82	102.87	88.53	73.91	58.72	43.53	28.78	14.57	3:18.76	
		Speed (m/s)	13.11	13.42	12.93	13.38	13.95	13.68	13.17	13.17	13.56	14.07	13.73	13.08	
		Stride length (m)	5.88	6.16	5.93	6.09	6.36	6.27	6.07	6.13	5.99	6.43	6.68	5.97	
		Stride duration (s)	0.449	0.459	0.459	0.455	0.456	0.458	0.461	0.466	0.441	0.457	0.486	0.456	
		Stride efficiency (%)	54.10	59.34	54.95	57.95	63.16	61.43	57.63	58.74	55.98	64.53	69.64	55.61	
		Stride count	33.99	32.45	33.73	32.84	31.46	31.90	32.93	32.62	33.41	31.12	29.96	435.85	



Note: Horizontal distance axis grid lines are 200m furlongs.

Disclaimer.

HRNZ and NZMTC and Thoroughbred Ratings Pty Ltd accepts no responsibility for the completeness or accuracy of any of the information contained herein, and makes no representations about its suitability for any particular purpose. Users should make their own judgements about those matters and/or seek independent advice. You assume all risks associated with use of the data provided on this page.



Race Results



June 05, 2020, Race 9, KING OF SWING HANDICAP PACE, Distance 2600m, Addington - Survey 3200m

Result	TAB no.	Horse (Barrier)	2600 to	2400m to
8th	11	Millwood Maizi... (1)	2400m	2200m
		Position in running (margin)	-	10(21.3)
		Sectional time (s)	19.66	15.21
		Cumulative time (s)	198.84	179.18
		Speed (m/s)	10.17	13.15
		Stride length (m)	5.72	6.09
		Stride duration (s)	0.439	0.463
		Stride efficiency (%)	51.04	57.92
		Stride count	34.99	32.85

Disclaimer.

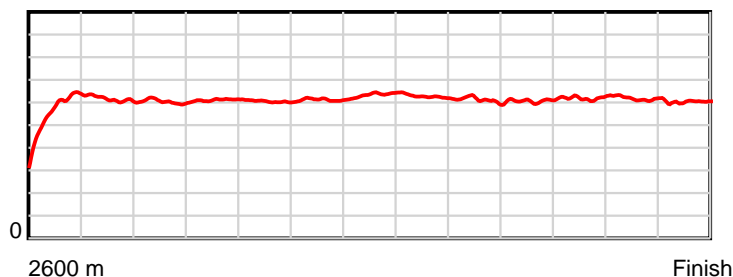
HRNZ and NZMTC and Thoroughbred Ratings Pty Ltd accepts no responsibility for the completeness or accuracy of any of the information contained herein, and makes no representations about its suitability for any particular purpose. Users should make their own judgements about those matters and/or seek independent advice. You assume all risks associated with use of the data provided on this page.

Race Results

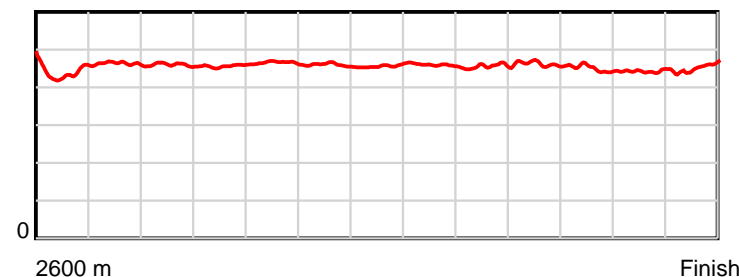
June 05, 2020, Race 9, KING OF SWING HANDICAP PACE, Distance 2600m, Addington - Survey 3200m

Result	TAB no.	Horse (Barrier)	2200m to	2000m to	1800m to	1600m to	1400m to	1200m to	1000m to	800m to	600m to	400m to	200m to	Total or	Margin
8th	11	Millwood Maizi... (1)	2000m	1800m	1600m	1400m	1200m	1000m	800m	600m	400m	200m	WP	Average	
		Position in running (margin)	10(27.0)	10(31.0)	10(31.3)	10(29.5)	10(28.1)	10(21.1)	10(14.5)	9(9.0)	9(9.0)	8(9.6)	7(11.7)		14.10
		Sectional time (s)	15.12	14.94	15.38	15.18	14.32	14.65	15.00	15.20	14.82	14.44	14.92		
		Cumulative time (s)	163.97	148.85	133.91	118.53	103.35	89.03	74.38	59.38	44.18	29.36	14.92	3:18.84	
		Speed (m/s)	13.23	13.39	13.00	13.18	13.97	13.65	13.33	13.16	13.50	13.85	13.40	13.08	
		Stride length (m)	6.08	6.11	6.05	6.06	6.38	6.28	6.07	6.09	6.07	6.14	6.05	6.09	
		Stride duration (s)	0.460	0.456	0.465	0.460	0.457	0.460	0.455	0.462	0.450	0.444	0.452	0.465	
		Stride efficiency (%)	57.79	58.31	57.20	57.33	63.52	61.54	57.55	57.88	57.49	59.01	57.28	57.89	
		Stride count	32.89	32.74	33.06	33.02	31.37	31.87	32.96	32.86	32.97	32.55	33.03	427.16	

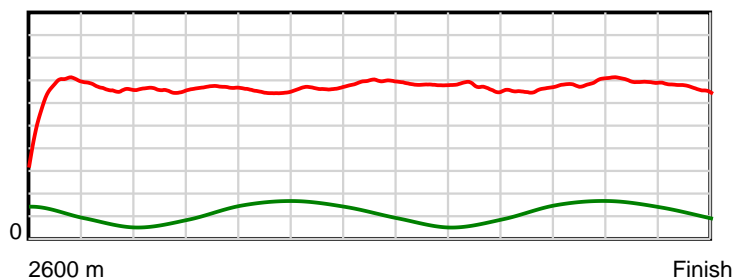
10 m Stride length



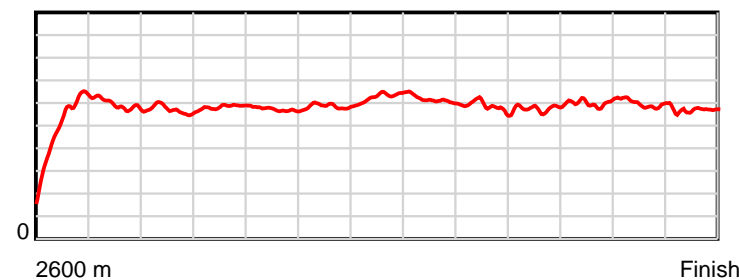
0.6 s Stride duration



20 m/sec Speed



100 % Stride efficiency



Note: Horizontal distance axis grid lines are 200m furlongs.

Disclaimer.

HRNZ and NZMTC and Thoroughbred Ratings Pty Ltd accepts no responsibility for the completeness or accuracy of any of the information contained herein, and makes no representations about its suitability for any particular purpose. Users should make their own judgements about those matters and/or seek independent advice. You assume all risks associated with use of the data provided on this page.



Race Results



June 05, 2020, Race 9, KING OF SWING HANDICAP PACE, Distance 2600m, Addington - Survey 3200m

Result	TAB no.	Horse (Barrier)	2600 to	2400m to
9th	9	Shadow Ministe... (8)	2400m	2200m
		Position in running (margin)	-	8(20.5)
		Sectional time (s)	19.61	14.89
		Cumulative time (s)	199.14	179.53
		Speed (m/s)	10.20	13.43
		Stride length (m)	4.74	5.77
		Stride duration (s)	0.402	0.429
		Stride efficiency (%)	35.06	51.97
		Stride count	42.22	34.68

Disclaimer.

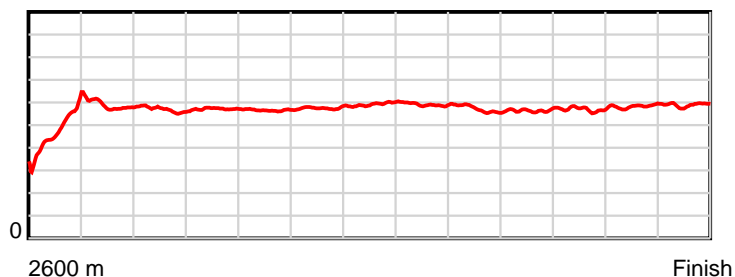
HRNZ and NZMTC and Thoroughbred Ratings Pty Ltd accepts no responsibility for the completeness or accuracy of any of the information contained herein, and makes no representations about its suitability for any particular purpose. Users should make their own judgements about those matters and/or seek independent advice. You assume all risks associated with use of the data provided on this page.

Race Results

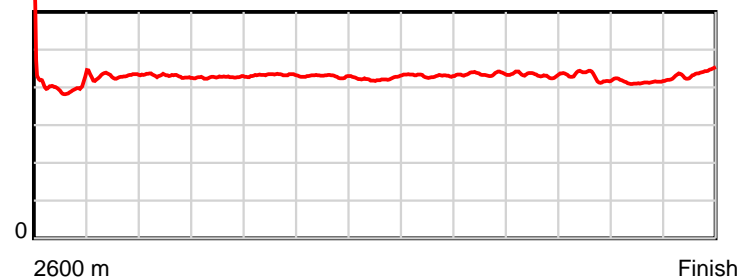
June 05, 2020, Race 9, KING OF SWING HANDICAP PACE, Distance 2600m, Addington - Survey 3200m

Result	TAB no.	Horse (Barrier)	2200m to	2000m to	1800m to	1600m to	1400m to	1200m to	1000m to	800m to	600m to	400m to	200m to	Total or	Margin
9th	9	Shadow Ministe... (8)	2000m	1800m	1600m	1400m	1200m	1000m	800m	600m	400m	200m	WP	Average	
		Position in running (margin)	9(24.3)	9(29.4)	9(29.9)	9(28.3)	9(25.2)	9(18.3)	9(11.8)	10(9.3)	10(10.0)	11(12.9)	11(13.2)		15.80
		Sectional time (s)	15.31	14.98	15.41	14.90	14.34	14.67	15.49	15.31	15.21	14.13	14.89		
		Cumulative time (s)	164.64	149.33	134.35	118.94	104.04	89.70	75.03	59.54	44.23	29.02	14.89	3:19.14	
		Speed (m/s)	13.06	13.35	12.98	13.42	13.95	13.63	12.91	13.06	13.15	14.15	13.43	13.06	
		Stride length (m)	5.61	5.70	5.61	5.77	5.90	5.87	5.62	5.66	5.64	5.86	5.88	5.65	
		Stride duration (s)	0.430	0.427	0.433	0.430	0.423	0.431	0.435	0.433	0.429	0.414	0.438	0.432	
		Stride efficiency (%)	49.20	50.73	49.23	51.96	54.45	53.87	49.29	50.02	49.67	53.65	53.98	49.82	
		Stride count	35.64	35.10	35.63	34.68	33.88	34.06	35.61	35.35	35.47	34.13	34.03	460.48	

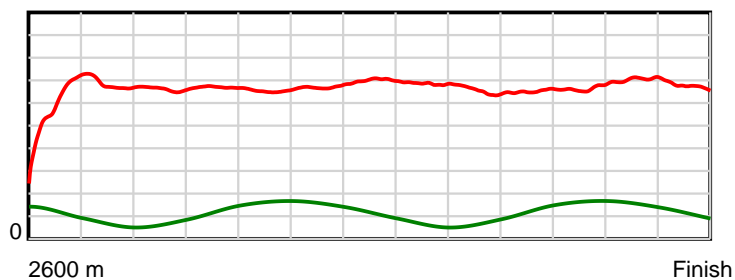
10 m Stride length



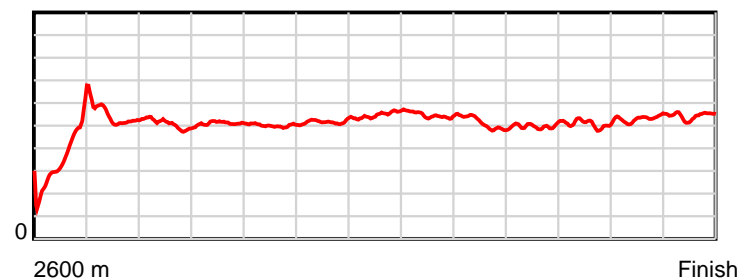
0.6 s Stride duration



20 m/sec Speed



100 % Stride efficiency



Note: Horizontal distance axis grid lines are 200m furlongs.

Disclaimer.

HRNZ and NZMTC and Thoroughbred Ratings Pty Ltd accepts no responsibility for the completeness or accuracy of any of the information contained herein, and makes no representations about its suitability for any particular purpose. Users should make their own judgements about those matters and/or seek independent advice. You assume all risks associated with use of the data provided on this page.



Race Results



June 05, 2020, Race 9, KING OF SWING HANDICAP PACE, Distance 2600m, Addington - Survey 3200m

Result	TAB no.	Horse (Barrier)	2600 to	2400m to
10th	1	Norman Richard... (3)	2400m	2200m
		Position in running (margin)	-	4(2.5)
		Sectional time (s)	16.49	14.52
		Cumulative time (s)	199.65	183.16
		Speed (m/s)	12.13	13.77
		Stride length (m)	5.55	6.50
		Stride duration (s)	0.444	0.472
		Stride efficiency (%)	48.15	66.08
		Stride count	36.03	30.76

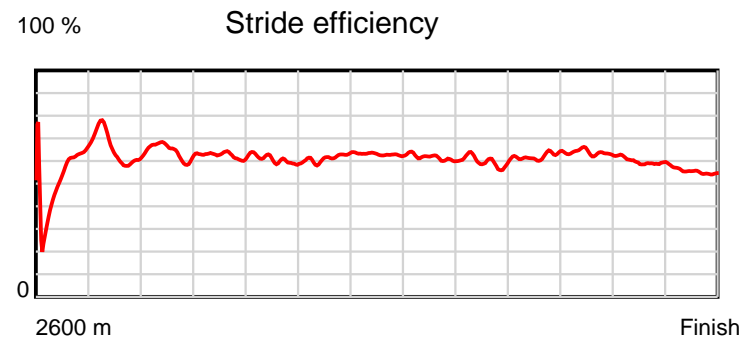
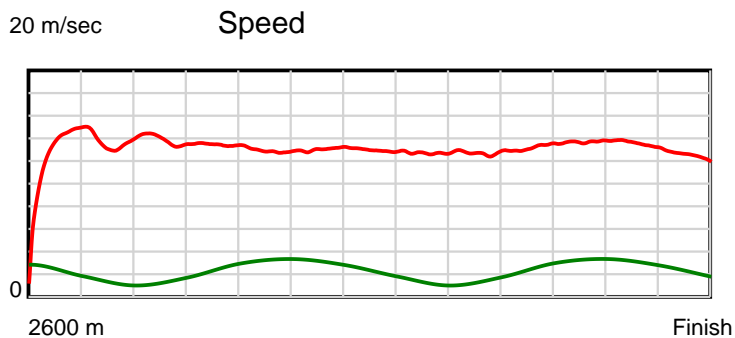
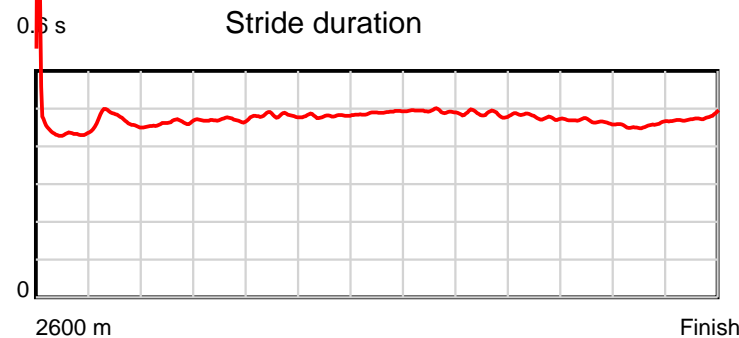
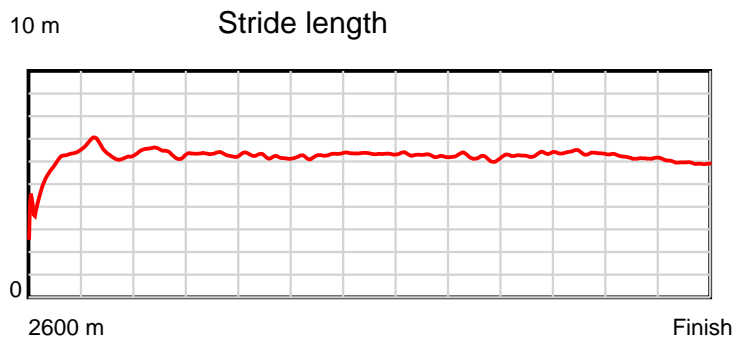
Disclaimer.

HRNZ and NZMTC and Thoroughbred Ratings Pty Ltd accepts no responsibility for the completeness or accuracy of any of the information contained herein, and makes no representations about its suitability for any particular purpose. Users should make their own judgements about those matters and/or seek independent advice. You assume all risks associated with use of the data provided on this page.

Race Results

June 05, 2020, Race 9, KING OF SWING HANDICAP PACE, Distance 2600m, Addington - Survey 3200m

Result	TAB no.	Horse (Barrier)	2200m to	2000m to	1800m to	1600m to	1400m to	1200m to	1000m to	800m to	600m to	400m to	200m to	Total or	Margin
10th	1	Norman Richard... (3)	2000m	1800m	1600m	1400m	1200m	1000m	800m	600m	400m	200m	WP	Average	
		Position in running (margin)	4(4.0)	4(4.8)	4(4.4)	4(4.6)	5(3.9)	5(3.5)	4(3.7)	5(4.1)	5(4.6)	4(5.0)	6(8.8)		18.60
		Sectional time (s)	14.59	14.84	15.71	15.30	15.43	15.77	15.98	15.28	14.80	14.72	16.22		
		Cumulative time (s)	168.64	154.05	139.21	123.50	108.20	92.77	77.00	61.02	45.74	30.94	16.22	3:19.65	
		Speed (m/s)	13.71	13.48	12.73	13.07	12.96	12.68	12.52	13.09	13.51	13.59	12.33	13.02	
		Stride length (m)	6.34	6.33	6.14	6.29	6.34	6.25	6.08	6.26	6.29	6.20	5.89	6.18	
		Stride duration (s)	0.462	0.470	0.482	0.481	0.489	0.493	0.485	0.478	0.466	0.456	0.477	0.474	
		Stride efficiency (%)	62.73	62.63	58.84	61.77	62.86	61.08	57.70	61.23	61.90	60.01	54.14	59.67	
		Stride count	31.57	31.59	32.59	31.81	31.53	31.99	32.91	31.95	31.78	32.27	33.98	420.76	



Note: Horizontal distance axis grid lines are 200m furlongs.

Disclaimer.

HRNZ and NZMTC and Thoroughbred Ratings Pty Ltd accepts no responsibility for the completeness or accuracy of any of the information contained herein, and makes no representations about its suitability for any particular purpose. Users should make their own judgements about those matters and/or seek independent advice. You assume all risks associated with use of the data provided on this page.



Race Results



June 05, 2020, Race 9, KING OF SWING HANDICAP PACE, Distance 2600m, Addington - Survey 3200m

Result	TAB no.	Horse (Barrier)	2600 to	2400m to
11th	3	Rocknroll Max (7)	2400m	2200m
		Position in running (margin)	-	3(1.6)
		Sectional time (s)	16.44	14.24
		Cumulative time (s)	199.87	183.43
		Speed (m/s)	12.17	14.04
		Stride length (m)	5.56	6.30
		Stride duration (s)	0.449	0.449
		Stride efficiency (%)	48.35	62.03
		Stride count	35.96	31.74

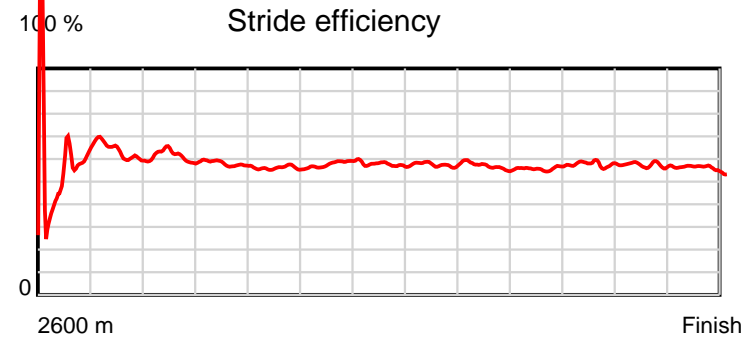
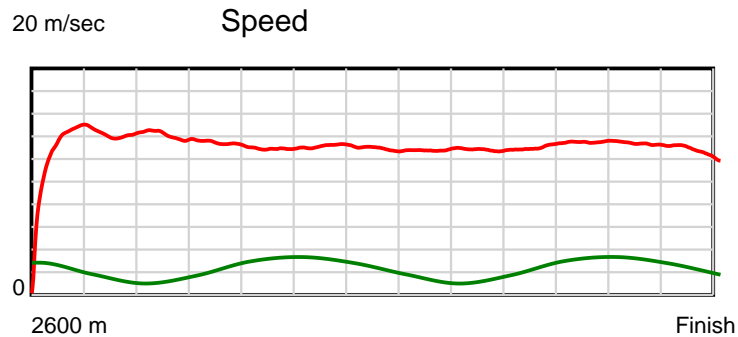
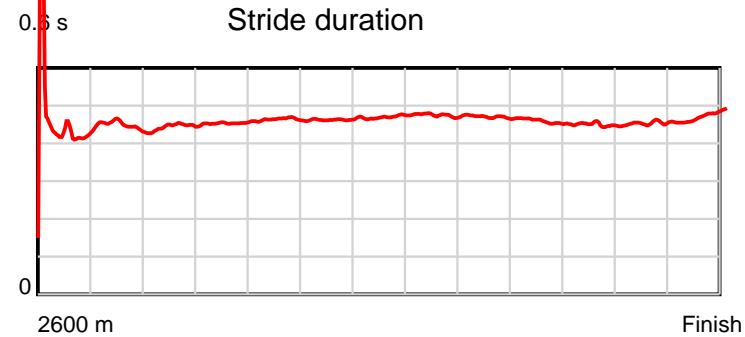
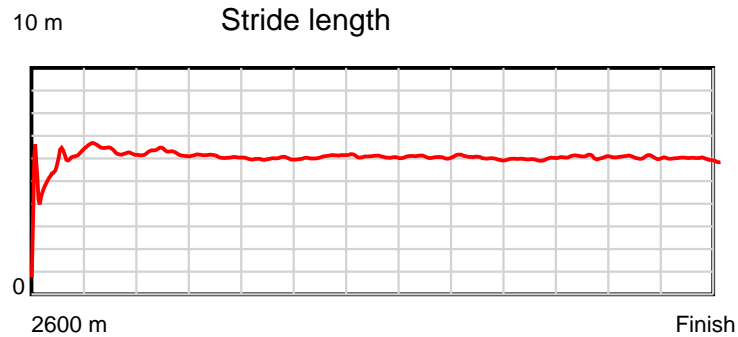
Disclaimer.

HRNZ and NZMTC and Thoroughbred Ratings Pty Ltd accepts no responsibility for the completeness or accuracy of any of the information contained herein, and makes no representations about its suitability for any particular purpose. Users should make their own judgements about those matters and/or seek independent advice. You assume all risks associated with use of the data provided on this page.

Race Results

June 05, 2020, Race 9, KING OF SWING HANDICAP PACE, Distance 2600m, Addington - Survey 3200m

Result	TAB no.	Horse (Barrier)	2200m to	2000m to	1800m to	1600m to	1400m to	1200m to	1000m to	800m to	600m to	400m to	200m to	Total or	Margin
11th	3	Rocknroll Max (7)	2000m	1800m	1600m	1400m	1200m	1000m	800m	600m	400m	200m	WP	Average	
		Position in running (margin)	2(1.5)	2(1.6)	2(1.0)	2(1.2)	2(1.4)	2(1.1)	2(1.8)	2(1.9)	3(2.3)	3(4.5)	8(11.9)		19.80
		Sectional time (s)	14.48	14.80	15.70	15.46	15.42	15.86	15.94	15.26	15.10	15.32	15.85		
		Cumulative time (s)	169.19	154.71	139.91	124.21	108.75	93.33	77.47	61.53	46.27	31.17	15.85	3:19.87	
		Speed (m/s)	13.81	13.51	12.74	12.94	12.97	12.61	12.55	13.11	13.25	13.05	12.62	13.01	
		Stride length (m)	6.13	6.13	5.90	5.99	6.09	5.99	5.89	6.00	5.95	5.93	5.98	5.98	
		Stride duration (s)	0.444	0.454	0.463	0.463	0.470	0.475	0.470	0.458	0.449	0.454	0.474	0.460	
		Stride efficiency (%)	58.78	58.78	54.43	56.08	58.02	55.99	54.28	56.27	55.31	54.98	55.86	55.96	
		Stride count	32.61	32.61	33.89	33.38	32.82	33.41	33.93	33.33	33.62	33.72	33.45	434.47	



Note: Horizontal distance axis grid lines are 200m furlongs.

Disclaimer.

HRNZ and NZMTC and Thoroughbred Ratings Pty Ltd accepts no responsibility for the completeness or accuracy of any of the information contained herein, and makes no representations about its suitability for any particular purpose. Users should make their own judgements about those matters and/or seek independent advice. You assume all risks associated with use of the data provided on this page.



Race Results



June 05, 2020, Race 9, KING OF SWING HANDICAP PACE, Distance 2600m, Addington - Survey 3200m

Result	TAB no.	Horse (Barrier)	2600 to	2400m to
12th	10	Spot On (9)	2400m	2200m
		Position in running (margin)	-	7(11.7)
		Sectional time (s)	18.15	14.53
		Cumulative time (s)	203.54	185.39
		Speed (m/s)	11.02	13.76
		Stride length (m)	5.19	5.81
		Stride duration (s)	0.423	0.422
		Stride efficiency (%)	42.13	52.74
		Stride count	38.52	34.43

Disclaimer.

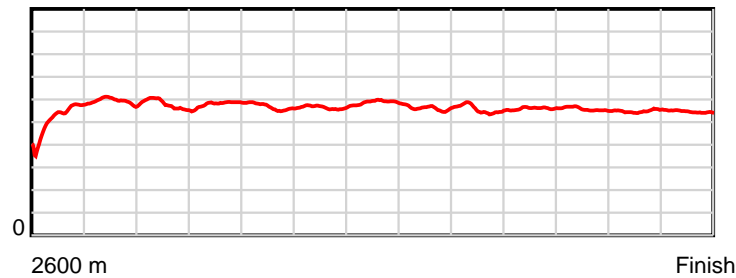
HRNZ and NZMTC and Thoroughbred Ratings Pty Ltd accepts no responsibility for the completeness or accuracy of any of the information contained herein, and makes no representations about its suitability for any particular purpose. Users should make their own judgements about those matters and/or seek independent advice. You assume all risks associated with use of the data provided on this page.

Race Results

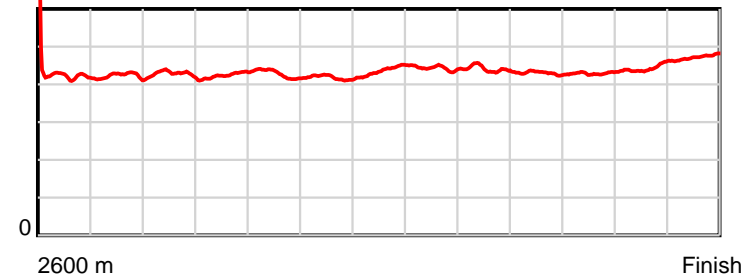
June 05, 2020, Race 9, KING OF SWING HANDICAP PACE, Distance 2600m, Addington - Survey 3200m

Result	TAB no.	Horse (Barrier)	2200m to	2000m to	1800m to	1600m to	1400m to	1200m to	1000m to	800m to	600m to	400m to	200m to	Total or	Margin
12th	10	Spot On (9)	2000m	1800m	1600m	1400m	1200m	1000m	800m	600m	400m	200m	WP	Average	
		Position in running (margin)	7(13.3)	7(17.4)	7(16.2)	7(12.7)	7(8.5)	6(5.1)	7(6.2)	7(6.9)	8(8.1)	10(12.3)	12(24.2)		40.20
		Sectional time (s)	15.13	14.70	15.09	14.72	14.91	15.94	16.03	15.39	15.44	16.05	17.46		
		Cumulative time (s)	170.86	155.73	141.03	125.94	111.22	96.31	80.37	64.34	48.95	33.51	17.46	3:23.54	
		Speed (m/s)	13.22	13.61	13.25	13.59	13.41	12.55	12.48	13.00	12.95	12.46	11.45	12.77	
		Stride length (m)	5.65	5.78	5.66	5.68	5.85	5.56	5.49	5.58	5.56	5.53	5.42	5.59	
		Stride duration (s)	0.427	0.425	0.427	0.418	0.436	0.443	0.440	0.430	0.430	0.444	0.473	0.438	
		Stride efficiency (%)	49.85	52.13	50.04	50.41	53.53	48.25	47.13	48.72	48.39	47.76	45.91	48.86	
		Stride count	35.41	34.63	35.34	35.21	34.17	35.99	36.42	35.82	35.94	36.17	36.90	464.95	

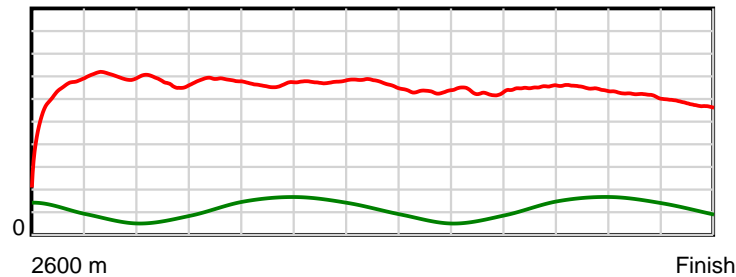
10 m Stride length



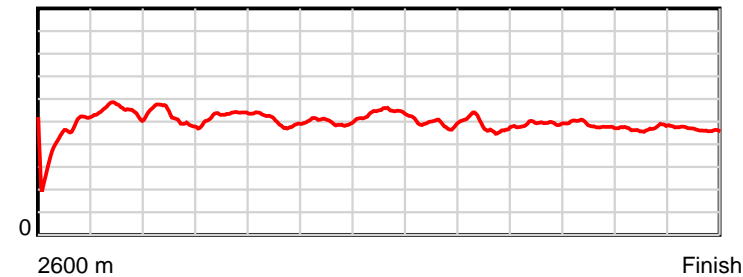
0.6 s Stride duration



20 m/sec Speed



100 % Stride efficiency



Note: Horizontal distance axis grid lines are 200m furlongs.

Disclaimer.

HRNZ and NZMTC and Thoroughbred Ratings Pty Ltd accepts no responsibility for the completeness or accuracy of any of the information contained herein, and makes no representations about its suitability for any particular purpose. Users should make their own judgements about those matters and/or seek independent advice. You assume all risks associated with use of the data provided on this page.