



## Race Results

NZ Metropolitan Trotting Club Inc, HRNZ, June 07, 2020

Compilation date: June 7, 2020, 4:39:02 PM (NZST)

Copyright © 2020 HRNZ and NZMTC. All rights reserved.

### Trademarks.

StrideMASTER is a registered trademark of Thoroughbred Ratings Pty Ltd.

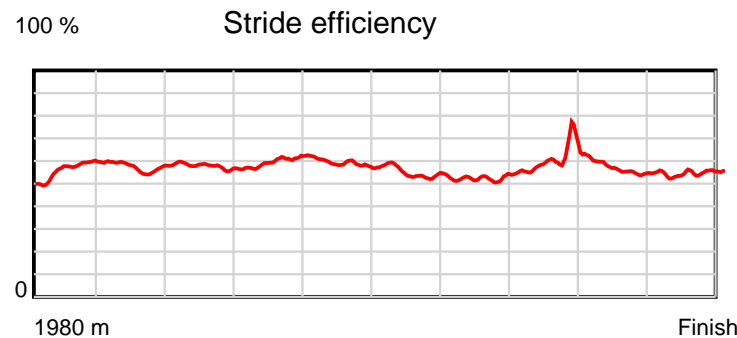
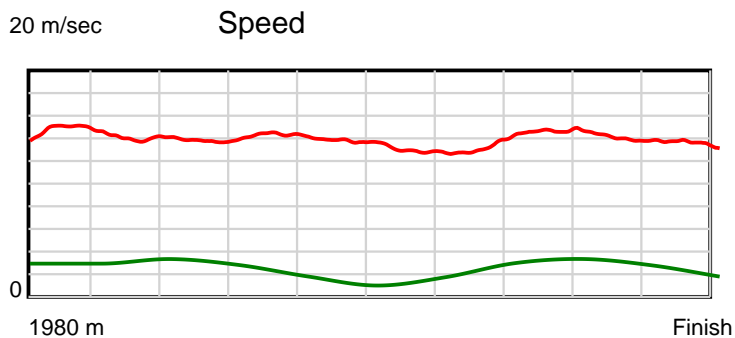
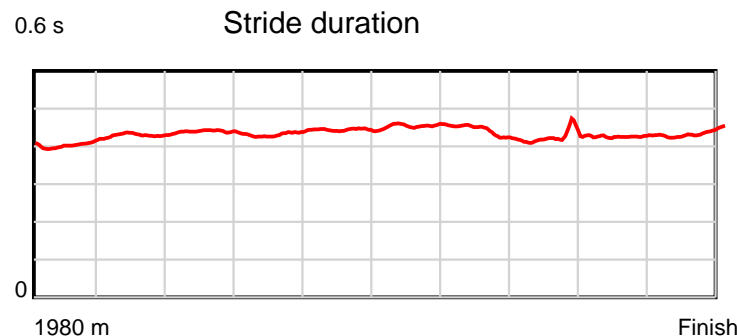
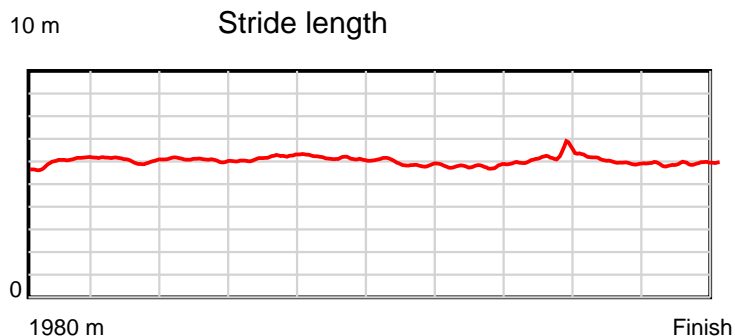
### Disclaimer.

HRNZ and NZMTC and Thoroughbred Ratings Pty Ltd accepts no responsibility for the completeness or accuracy of any of the information contained herein, and makes no representations about its suitability for any particular purpose. Users should make their own judgements about those matters and/or seek independent advice. You assume all risks associated with use of the data provided on this page.

# Race Results

June 07, 2020, Race 10, ALLIED SECURITY - CALL US ON 0800 333 308 MOBILE PACE, Distance 1980m, Addington - Survey 1980m

Result	TAB no.	Horse (Barrier)	1980 to	1800m to	1600m to	1400m to	1200m to	1000m to	800m to	600m to	400m to	200m to	Total or	Margin
1st	5	<b>Dynamite (4)</b>	<b>1800m</b>	<b>1600m</b>	<b>1400m</b>	<b>1200m</b>	<b>1000m</b>	<b>800m</b>	<b>600m</b>	<b>400m</b>	<b>200m</b>	<b>WP</b>	<b>Average</b>	
		Position in running (margin)	-	4(2.1)	4(4.6)	5(3.0)	5(3.3)	5(4.7)	6(5.5)	4(2.5)	1(0.0)	1(0.0)		0.00
		Sectional time (s)	12.15	14.74	14.88	14.02	14.92	15.62	15.14	14.19	14.43	14.79		
		Cumulative time (s)	144.88	132.73	117.99	103.11	89.09	74.17	58.55	43.41	29.22	14.79	2:24.88	
		Speed (m/s)	14.82	13.57	13.44	14.27	13.40	12.80	13.21	14.09	13.86	13.52	13.67	
		Stride length (m)	5.99	5.83	5.90	6.17	5.95	5.82	5.80	5.97	5.91	5.89	5.92	
		Stride duration (s)	0.403	0.429	0.439	0.432	0.444	0.455	0.439	0.423	0.426	0.436	0.433	
		Stride efficiency (%)	56.08	53.09	54.48	59.41	55.31	53.02	52.56	55.64	54.52	54.24	54.77	
		Stride count	30.05	34.31	33.87	32.44	33.62	34.34	34.49	33.52	33.86	33.95	334.45	



Note: Horizontal distance axis grid lines are 200m furlongs.

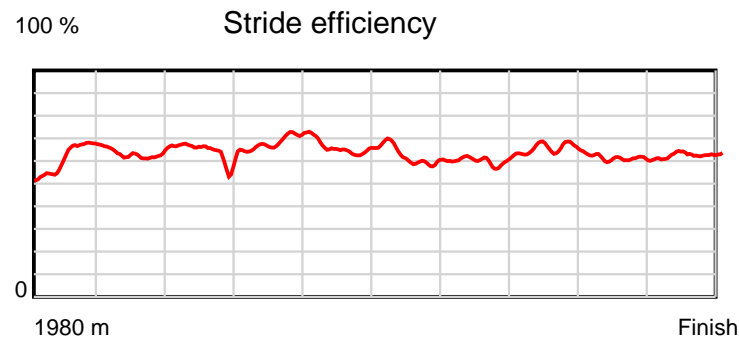
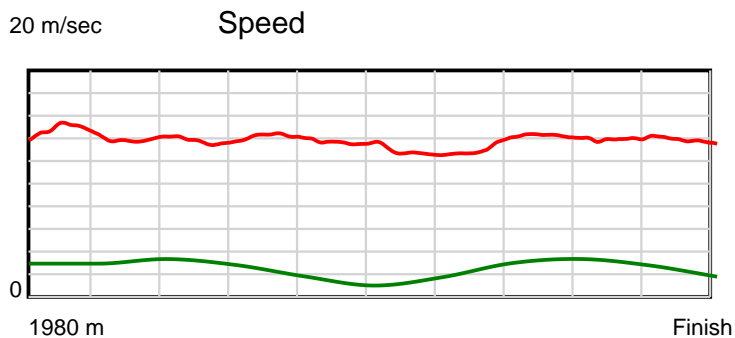
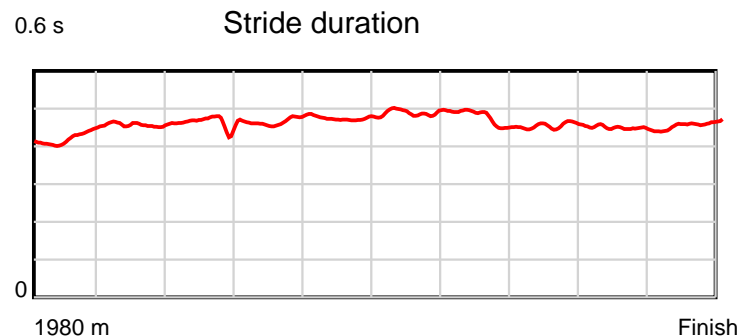
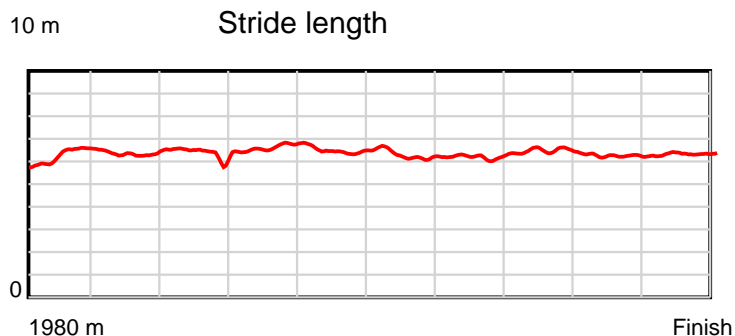
## Disclaimer.

HRNZ and NZMTC and Thoroughbred Ratings Pty Ltd accepts no responsibility for the completeness or accuracy of any of the information contained herein, and makes no representations about its suitability for any particular purpose. Users should make their own judgements about those matters and/or seek independent advice. You assume all risks associated with use of the data provided on this page.

# Race Results

June 07, 2020, Race 10, ALLIED SECURITY - CALL US ON 0800 333 308 MOBILE PACE, Distance 1980m, Addington - Survey 1980m

Result	TAB no.	Horse (Barrier)	1980 to	1800m to	1600m to	1400m to	1200m to	1000m to	800m to	600m to	400m to	200m to	Total or	Margin
2nd	12	<b>Szybka Lane (9)</b>	<b>1800m</b>	<b>1600m</b>	<b>1400m</b>	<b>1200m</b>	<b>1000m</b>	<b>800m</b>	<b>600m</b>	<b>400m</b>	<b>200m</b>	<b>WP</b>	<b>Average</b>	
		Position in running (margin)	-	7(3.8)	6(5.1)	6(4.3)	6(4.8)	7(6.3)	8(7.0)	8(4.7)	5(3.1)	3(4.7)		2.60
		Sectional time (s)	12.33	14.54	15.01	14.07	14.93	15.61	15.24	14.35	14.69	14.57		
		Cumulative time (s)	145.34	133.01	118.47	103.46	89.39	74.46	58.85	43.61	29.26	14.57	2:25.34	
		Speed (m/s)	14.60	13.76	13.32	14.21	13.40	12.81	13.12	13.94	13.61	13.73	13.62	
		Stride length (m)	6.33	6.28	6.16	6.63	6.34	6.29	6.23	6.34	6.09	6.30	6.30	
		Stride duration (s)	0.423	0.456	0.462	0.467	0.473	0.491	0.475	0.455	0.447	0.459	0.462	
		Stride efficiency (%)	62.55	61.60	59.24	68.77	62.83	61.88	60.58	62.90	57.92	61.98	61.94	
		Stride count	28.45	31.85	32.48	30.15	31.54	31.78	32.12	31.52	32.85	31.76	314.50	



Note: Horizontal distance axis grid lines are 200m furlongs.

#### Disclaimer.

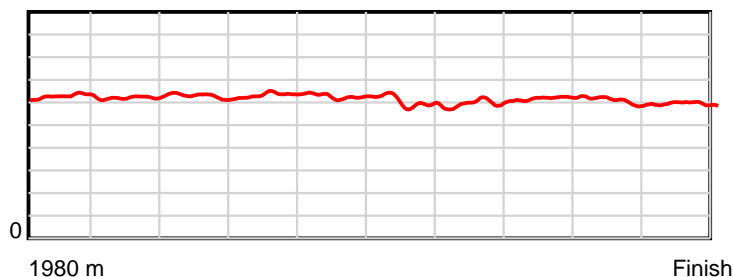
HRNZ and NZMTC and Thoroughbred Ratings Pty Ltd accepts no responsibility for the completeness or accuracy of any of the information contained herein, and makes no representations about its suitability for any particular purpose. Users should make their own judgements about those matters and/or seek independent advice. You assume all risks associated with use of the data provided on this page.

# Race Results

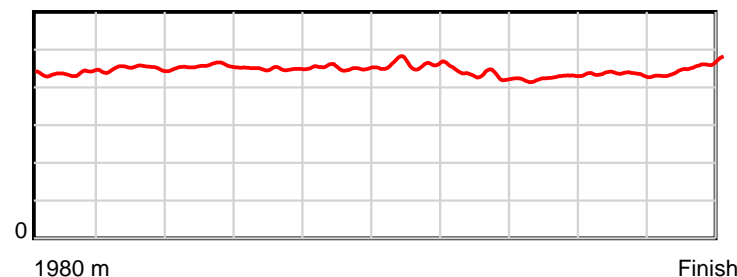
June 07, 2020, Race 10, ALLIED SECURITY - CALL US ON 0800 333 308 MOBILE PACE, Distance 1980m, Addington - Survey 1980m

Result	TAB no.	Horse (Barrier)	1980 to	1800m to	1600m to	1400m to	1200m to	1000m to	800m to	600m to	400m to	200m to	Total or	Margin
3rd	14	Essence Of Eas... (11)	1800m	1600m	1400m	1200m	1000m	800m	600m	400m	200m	WP	Average	
		Position in running (margin)	-	10(6.6)	10(9.5)	10(8.6)	10(9.6)	10(10.1)	11(10.4)	6(3.4)	2(0.8)	2(2.1)		4.80
		Sectional time (s)	12.91	14.78	15.01	14.14	14.77	15.53	14.46	14.18	14.64	15.33		
		Cumulative time (s)	145.75	132.84	118.06	103.05	88.91	74.14	58.61	44.15	29.97	15.33	2:25.75	
		Speed (m/s)	13.94	13.53	13.32	14.14	13.54	12.88	13.83	14.10	13.66	13.05	13.59	
		Stride length (m)	6.27	6.09	6.08	6.35	6.12	5.95	5.99	6.01	5.94	5.93	6.07	
		Stride duration (s)	0.437	0.450	0.456	0.449	0.452	0.462	0.433	0.426	0.435	0.455	0.447	
		Stride efficiency (%)	61.52	57.88	57.80	63.02	58.55	55.27	56.11	56.42	55.19	54.97	57.56	
		Stride count	28.69	32.86	32.88	31.49	32.67	33.63	33.38	33.28	33.65	33.72	326.25	

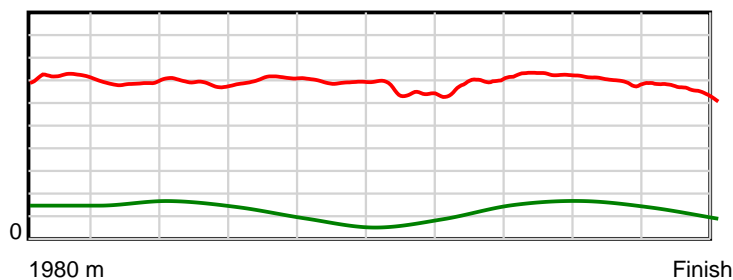
10 m Stride length



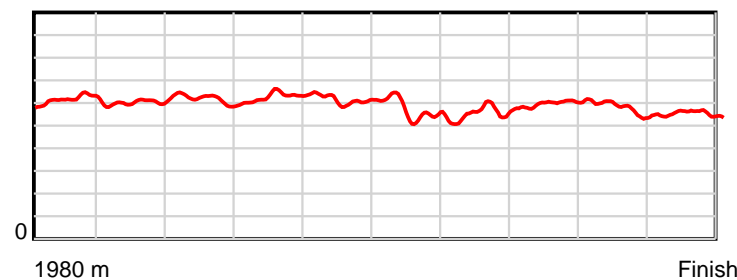
0.6 s Stride duration



20 m/sec Speed



100 % Stride efficiency



Note: Horizontal distance axis grid lines are 200m furlongs.

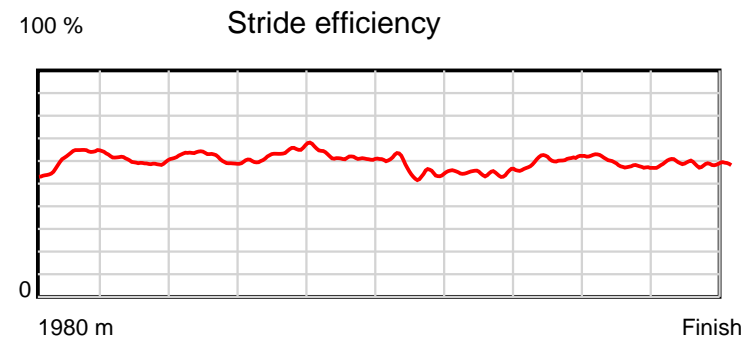
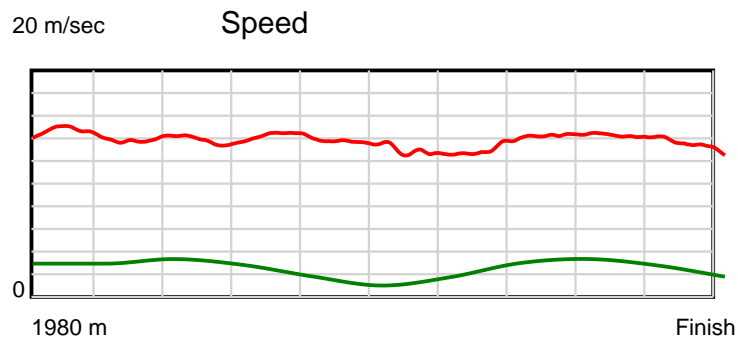
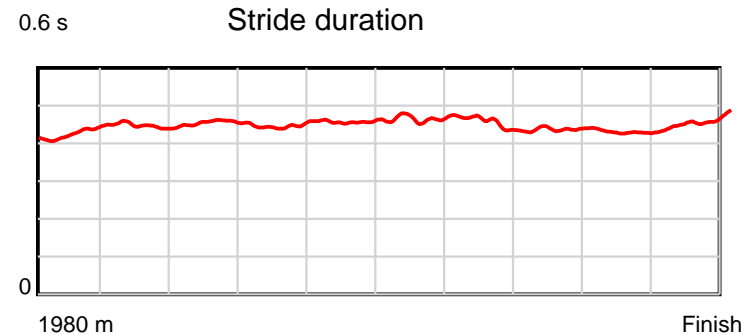
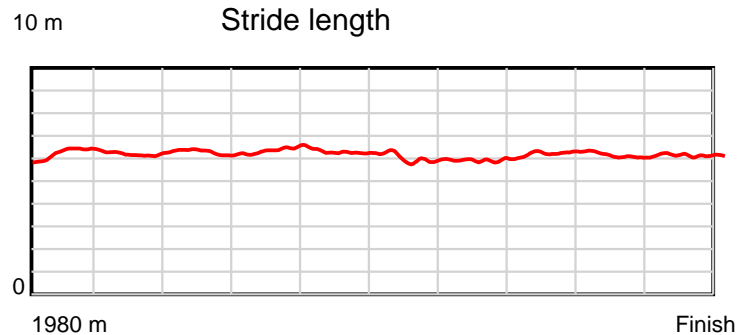
## Disclaimer.

HRNZ and NZMTC and Thoroughbred Ratings Pty Ltd accepts no responsibility for the completeness or accuracy of any of the information contained herein, and makes no representations about its suitability for any particular purpose. Users should make their own judgements about those matters and/or seek independent advice. You assume all risks associated with use of the data provided on this page.

# Race Results

June 07, 2020, Race 10, ALLIED SECURITY - CALL US ON 0800 333 308 MOBILE PACE, Distance 1980m, Addington - Survey 1980m

Result	TAB no.	Horse (Barrier)	1980 to	1800m to	1600m to	1400m to	1200m to	1000m to	800m to	600m to	400m to	200m to	Total or	Margin
4th	13	<b>Terrier (10)</b>	<b>1800m</b>	<b>1600m</b>	<b>1400m</b>	<b>1200m</b>	<b>1000m</b>	<b>800m</b>	<b>600m</b>	<b>400m</b>	<b>200m</b>	<b>WP</b>	<b>Average</b>	
		Position in running (margin)	-	8(4.2)	9(7.5)	9(6.7)	8(6.8)	9(7.9)	9(8.9)	10(6.6)	8(5.8)	4(7.6)		8.00
		Sectional time (s)	12.49	14.86	15.02	13.99	14.87	15.65	15.25	14.48	14.73	14.97		
		Cumulative time (s)	146.31	133.82	118.96	103.94	89.95	75.08	59.43	44.18	29.70	14.97	2:26.31	
		Speed (m/s)	14.41	13.46	13.32	14.30	13.45	12.78	13.11	13.81	13.58	13.36	13.53	
		Stride length (m)	6.27	6.01	6.06	6.38	6.15	5.96	5.96	6.04	5.84	6.17	6.08	
		Stride duration (s)	0.426	0.447	0.455	0.447	0.457	0.466	0.454	0.437	0.430	0.462	0.449	
		Stride efficiency (%)	61.43	56.51	57.32	63.68	59.08	55.48	55.46	56.98	53.23	59.55	57.73	
		Stride count	28.71	33.26	33.02	31.33	32.53	33.56	33.57	33.12	34.27	32.40	325.77	



Note: Horizontal distance axis grid lines are 200m furlongs.

#### Disclaimer.

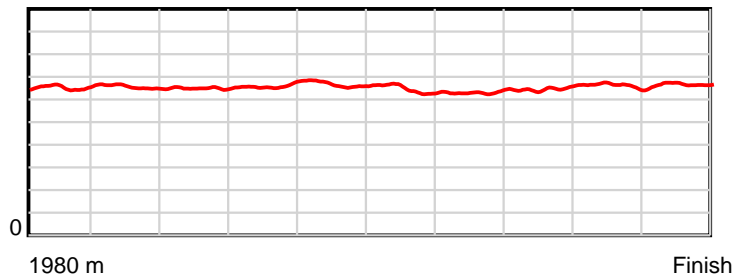
HRNZ and NZMTC and Thoroughbred Ratings Pty Ltd accepts no responsibility for the completeness or accuracy of any of the information contained herein, and makes no representations about its suitability for any particular purpose. Users should make their own judgements about those matters and/or seek independent advice. You assume all risks associated with use of the data provided on this page.

# Race Results

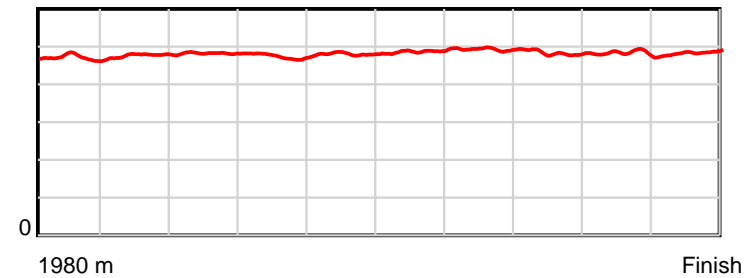
June 07, 2020, Race 10, ALLIED SECURITY - CALL US ON 0800 333 308 MOBILE PACE, Distance 1980m, Addington - Survey 1980m

Result	TAB no.	Horse (Barrier)	1980 to	1800m to	1600m to	1400m to	1200m to	1000m to	800m to	600m to	400m to	200m to	Total or	Margin
5th	16	<b>Mordecai (13)</b>	<b>1800m</b>	<b>1600m</b>	<b>1400m</b>	<b>1200m</b>	<b>1000m</b>	<b>800m</b>	<b>600m</b>	<b>400m</b>	<b>200m</b>	<b>WP</b>	<b>Average</b>	
		Position in running (margin)	-	13(10.8)	11(11.8)	11(11.4)	12(13.3)	11(11.8)	10(9.0)	12(8.2)	12(10.8)	10(14.6)		11.90
		Sectional time (s)	13.61	14.48	15.08	14.29	14.43	15.02	15.50	15.05	15.06	14.50		
		Cumulative time (s)	147.02	133.41	118.93	103.85	89.56	75.13	60.11	44.61	29.56	14.50	2:27.02	
		Speed (m/s)	13.23	13.81	13.26	14.00	13.86	13.32	12.90	13.29	13.28	13.79	13.47	
		Stride length (m)	6.54	6.59	6.39	6.63	6.66	6.48	6.36	6.42	6.41	6.68	6.51	
		Stride duration (s)	0.471	0.477	0.482	0.474	0.481	0.487	0.493	0.483	0.482	0.484	0.484	
		Stride efficiency (%)	66.82	67.77	63.87	68.77	69.34	65.66	63.21	64.46	64.11	69.72	66.31	
		Stride count	27.53	30.37	31.28	30.15	30.02	30.85	31.45	31.14	31.22	29.94	303.95	

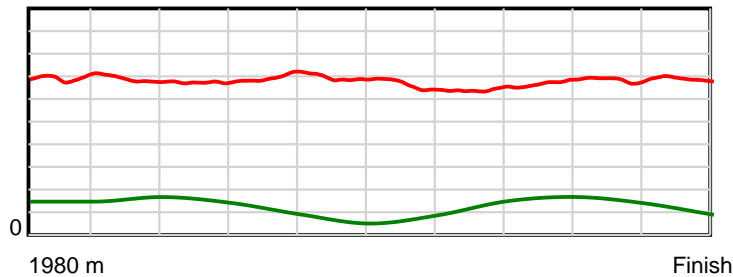
10 m Stride length



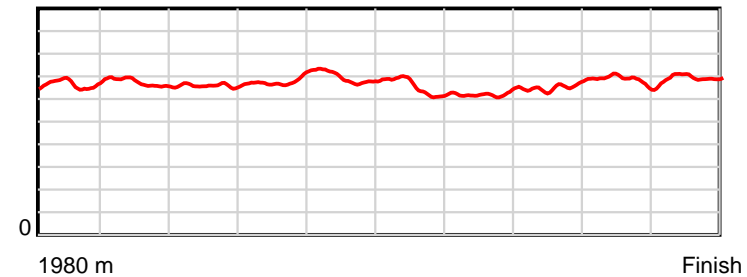
0.6 s Stride duration



20 m/sec Speed



100 % Stride efficiency



Note: Horizontal distance axis grid lines are 200m furlongs.

## Disclaimer.

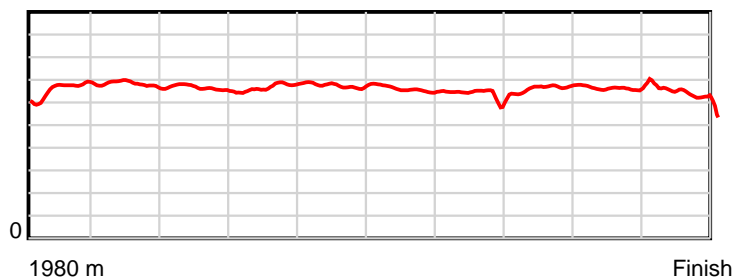
HRNZ and NZMTC and Thoroughbred Ratings Pty Ltd accepts no responsibility for the completeness or accuracy of any of the information contained herein, and makes no representations about its suitability for any particular purpose. Users should make their own judgements about those matters and/or seek independent advice. You assume all risks associated with use of the data provided on this page.

# Race Results

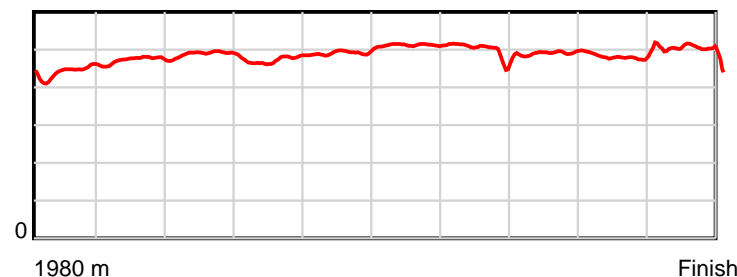
June 07, 2020, Race 10, ALLIED SECURITY - CALL US ON 0800 333 308 MOBILE PACE, Distance 1980m, Addington - Survey 1980m

Result	TAB no.	Horse (Barrier)	1980 to	1800m to	1600m to	1400m to	1200m to	1000m to	800m to	600m to	400m to	200m to	Total or	Margin
6th	8	Donegal Gilber... (6)	1800m	1600m	1400m	1200m	1000m	800m	600m	400m	200m	WP	Average	
		Position in running (margin)	-	3(1.5)	2(0.7)	2(0.4)	3(1.0)	4(2.2)	4(3.4)	5(3.3)	7(4.8)	6(8.4)		13.40
		Sectional time (s)	12.08	14.17	15.10	14.08	14.89	15.68	15.62	14.86	15.04	15.77		
		Cumulative time (s)	147.29	135.21	121.04	105.94	91.86	76.97	61.29	45.67	30.81	15.77	2:27.29	
		Speed (m/s)	14.90	14.11	13.25	14.20	13.43	12.76	12.80	13.46	13.30	12.68	13.44	
		Stride length (m)	6.60	6.67	6.47	6.71	6.62	6.54	6.33	6.61	6.40	6.22	6.51	
		Stride duration (s)	0.440	0.473	0.488	0.473	0.493	0.512	0.494	0.491	0.481	0.490	0.484	
		Stride efficiency (%)	68.11	69.58	65.35	70.41	68.53	66.75	62.64	68.26	63.99	60.47	66.29	
		Stride count	27.26	29.97	30.93	29.80	30.20	30.60	31.59	30.26	31.25	32.15	304.01	

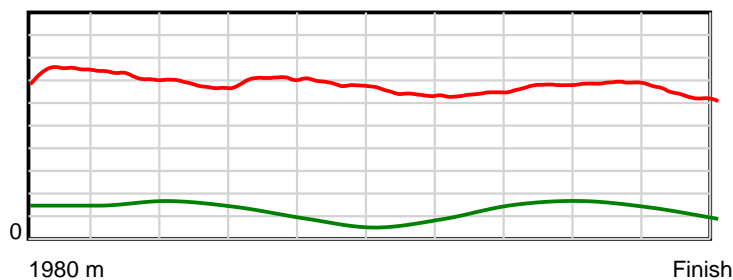
10 m Stride length



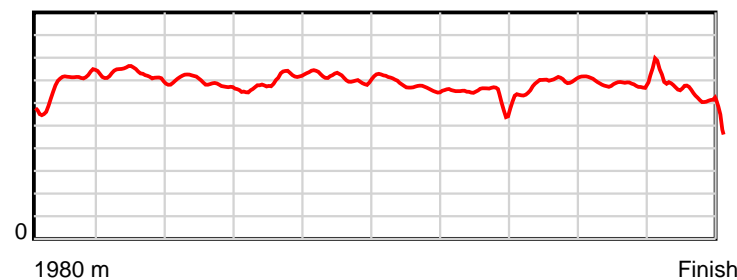
0.6 s Stride duration



20 m/sec Speed



100 % Stride efficiency



Note: Horizontal distance axis grid lines are 200m furlongs.

## Disclaimer.

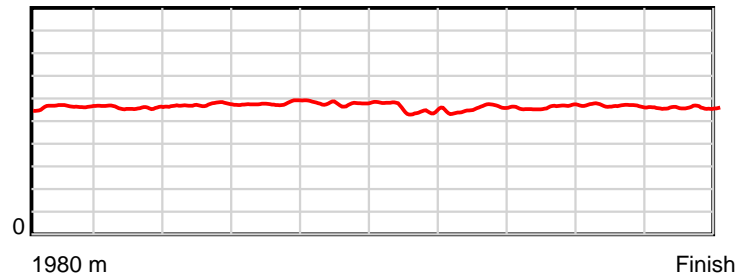
HRNZ and NZMTC and Thoroughbred Ratings Pty Ltd accepts no responsibility for the completeness or accuracy of any of the information contained herein, and makes no representations about its suitability for any particular purpose. Users should make their own judgements about those matters and/or seek independent advice. You assume all risks associated with use of the data provided on this page.

# Race Results

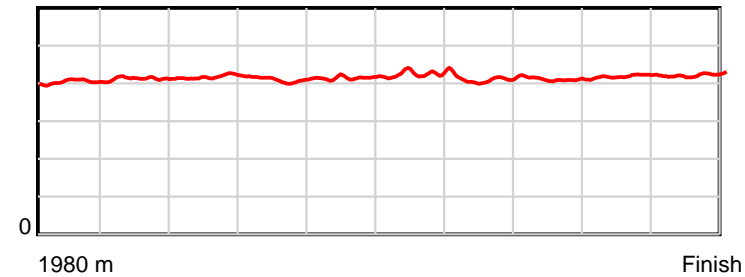
June 07, 2020, Race 10, ALLIED SECURITY - CALL US ON 0800 333 308 MOBILE PACE, Distance 1980m, Addington - Survey 1980m

Result	TAB no.	Horse (Barrier)	1980 to	1800m to	1600m to	1400m to	1200m to	1000m to	800m to	600m to	400m to	200m to	Total or	Margin
7th	15	<b>Mustang GT (12)</b>	<b>1800m</b>	<b>1600m</b>	<b>1400m</b>	<b>1200m</b>	<b>1000m</b>	<b>800m</b>	<b>600m</b>	<b>400m</b>	<b>200m</b>	<b>WP</b>	<b>Average</b>	
		Position in running (margin)	-	12(9.1)	12(12.9)	12(11.9)	11(13.2)	12(12.4)	12(12.8)	11(7.3)	10(8.6)	9(13.1)		13.50
		Sectional time (s)	13.38	14.94	14.98	14.19	14.56	15.55	14.71	14.83	15.19	14.98		
		Cumulative time (s)	147.31	133.93	118.99	104.01	89.82	75.26	59.71	45.00	30.17	14.98	2:27.31	
		Speed (m/s)	13.45	13.39	13.35	14.09	13.74	12.86	13.60	13.49	13.17	13.35	13.44	
		Stride length (m)	5.66	5.52	5.57	5.78	5.69	5.48	5.57	5.53	5.52	5.63	5.59	
		Stride duration (s)	0.404	0.413	0.417	0.410	0.415	0.426	0.410	0.410	0.419	0.422	0.416	
		Stride efficiency (%)	50.12	47.65	48.43	52.19	50.65	46.90	48.47	47.86	47.60	49.60	48.89	
		Stride count	31.78	36.22	35.93	34.61	35.13	36.51	35.91	36.14	36.24	35.50	353.97	

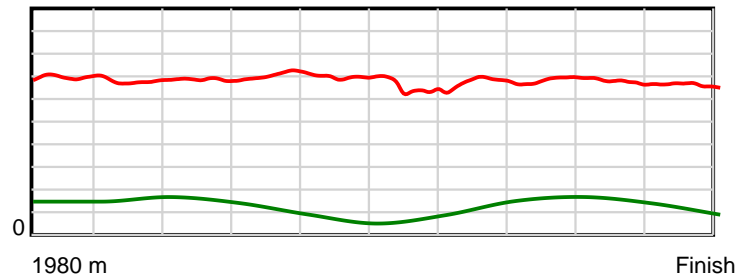
10 m Stride length



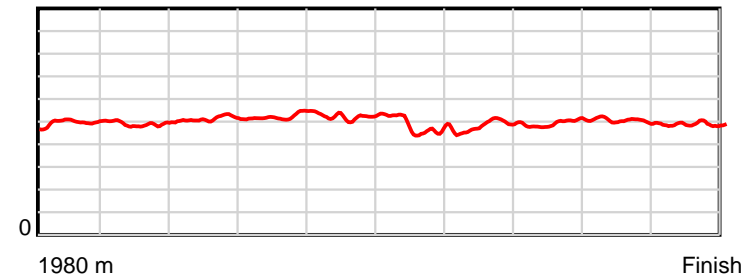
0.6 s Stride duration



20 m/sec Speed



100 % Stride efficiency



Note: Horizontal distance axis grid lines are 200m furlongs.

### Disclaimer.

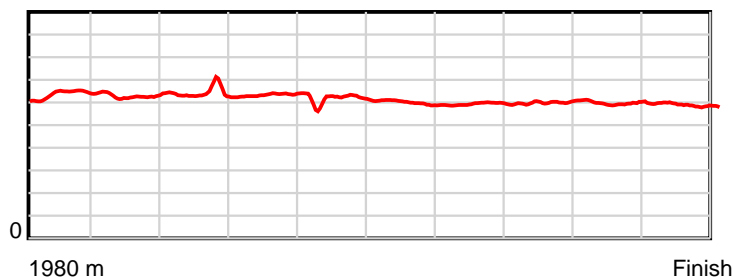
HRNZ and NZMTC and Thoroughbred Ratings Pty Ltd accepts no responsibility for the completeness or accuracy of any of the information contained herein, and makes no representations about its suitability for any particular purpose. Users should make their own judgements about those matters and/or seek independent advice. You assume all risks associated with use of the data provided on this page.

# Race Results

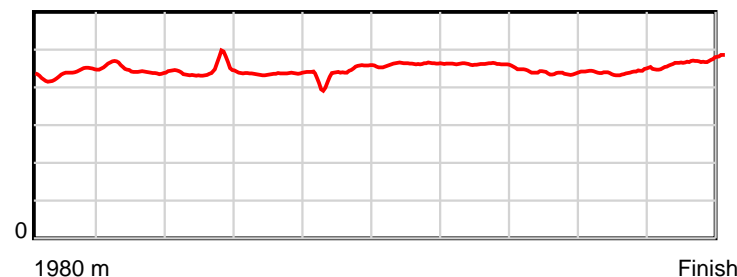
June 07, 2020, Race 10, ALLIED SECURITY - CALL US ON 0800 333 308 MOBILE PACE, Distance 1980m, Addington - Survey 1980m

Result	TAB no.	Horse (Barrier)	1980 to	1800m to	1600m to	1400m to	1200m to	1000m to	800m to	600m to	400m to	200m to	Total or	Margin
8th	7	Smooth Debate (5)	1800m	1600m	1400m	1200m	1000m	800m	600m	400m	200m	WP	Average	
		Position in running (margin)	-	6(3.5)	7(5.8)	4(2.0)	2(0.1)	2(0.5)	2(1.1)	2(1.1)	4(2.9)	5(8.2)		14.80
		Sectional time (s)	12.33	14.69	14.53	13.65	14.75	15.58	15.64	14.91	15.30	16.17		
		Cumulative time (s)	147.55	135.22	120.53	106.00	92.35	77.60	62.02	46.38	31.47	16.17	2:27.55	
		Speed (m/s)	14.60	13.61	13.76	14.65	13.56	12.84	12.79	13.41	13.07	12.37	13.42	
		Stride length (m)	6.37	6.09	6.09	6.40	5.95	5.94	5.88	5.89	5.75	5.81	6.01	
		Stride duration (s)	0.436	0.447	0.443	0.437	0.439	0.463	0.460	0.439	0.440	0.470	0.448	
		Stride efficiency (%)	63.38	57.87	57.99	63.99	55.35	55.12	54.06	54.27	51.68	52.73	56.38	
		Stride count	28.26	32.86	32.83	31.25	33.60	33.68	34.00	33.94	34.78	34.43	329.63	

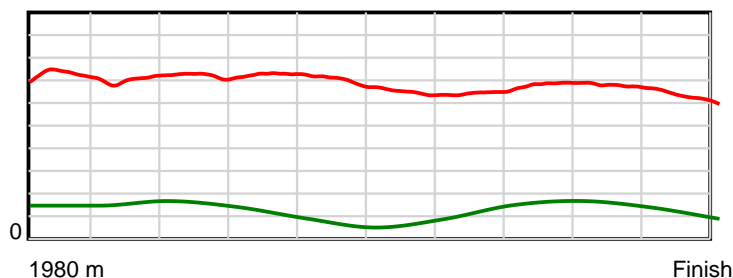
10 m Stride length



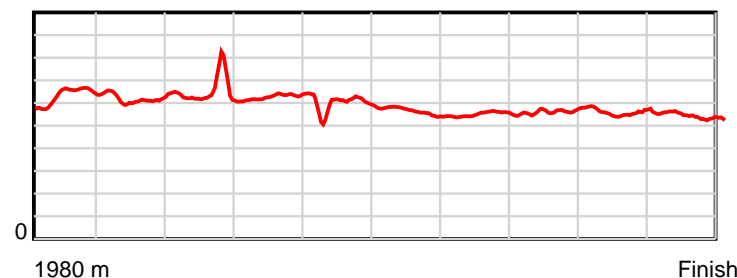
0.6 s Stride duration



20 m/sec Speed



100 % Stride efficiency



Note: Horizontal distance axis grid lines are 200m furlongs.

## Disclaimer.

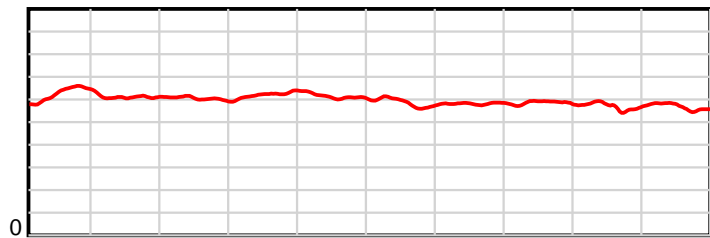
HRNZ and NZMTC and Thoroughbred Ratings Pty Ltd accepts no responsibility for the completeness or accuracy of any of the information contained herein, and makes no representations about its suitability for any particular purpose. Users should make their own judgements about those matters and/or seek independent advice. You assume all risks associated with use of the data provided on this page.

# Race Results

June 07, 2020, Race 10, ALLIED SECURITY - CALL US ON 0800 333 308 MOBILE PACE, Distance 1980m, Addington - Survey 1980m

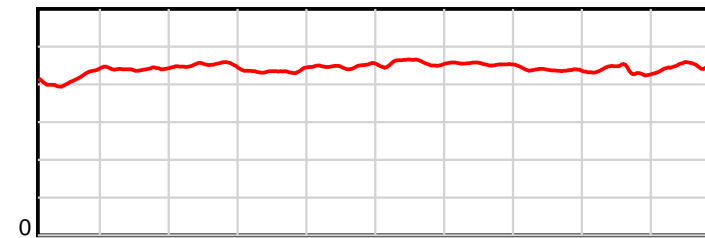
Result	TAB no.	Horse (Barrier)	1980 to	1800m to	1600m to	1400m to	1200m to	1000m to	800m to	600m to	400m to	200m to	Total or	Margin
9th	2	<b>Guido Da Siena (2)</b>	<b>1800m</b>	<b>1600m</b>	<b>1400m</b>	<b>1200m</b>	<b>1000m</b>	<b>800m</b>	<b>600m</b>	<b>400m</b>	<b>200m</b>	<b>WP</b>	<b>Average</b>	
		Position in running (margin)	-	2(0.7)	3(2.1)	3(1.8)	4(1.9)	3(2.1)	3(1.9)	3(1.9)	6(4.1)	8(10.9)		16.10
		Sectional time (s)	11.86	14.54	15.10	13.99	14.72	15.45	15.64	14.97	15.56	15.96		
		Cumulative time (s)	147.79	135.93	121.39	106.29	92.30	77.58	62.13	46.49	31.52	15.96	2:27.79	
		Speed (m/s)	15.18	13.76	13.25	14.30	13.59	12.94	12.79	13.36	12.85	12.53	13.40	
		Stride length (m)	6.29	6.06	5.97	6.22	6.09	5.92	5.80	5.85	5.61	5.64	5.93	
		Stride duration (s)	0.415	0.440	0.451	0.435	0.449	0.457	0.454	0.438	0.437	0.450	0.443	
		Stride efficiency (%)	61.88	57.35	55.77	60.44	58.05	54.73	52.62	53.42	49.17	49.76	55.04	
		Stride count	28.60	33.01	33.48	32.16	32.81	33.79	34.47	34.21	35.65	35.44	333.62	

10 m Stride length



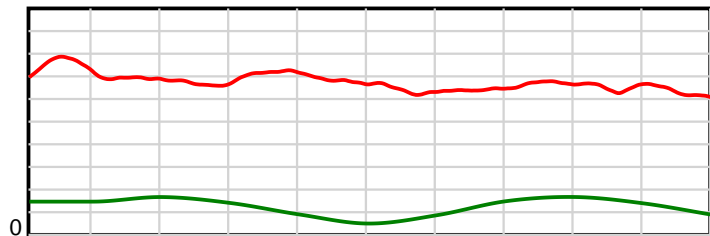
1980 m Finish

0.6 s Stride duration



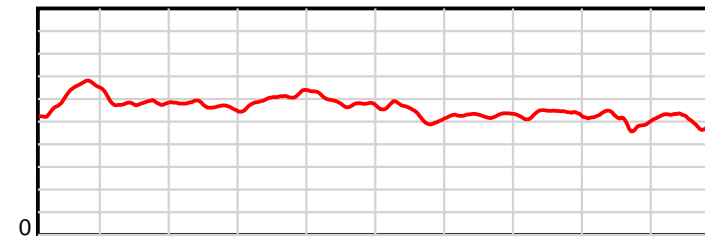
1980 m Finish

20 m/sec Speed



1980 m Finish

100 % Stride efficiency



1980 m Finish

Note: Horizontal distance axis grid lines are 200m furlongs.

## Disclaimer.

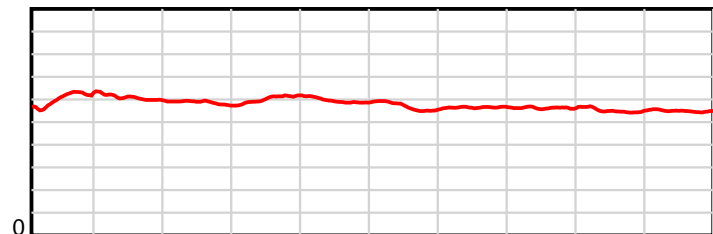
HRNZ and NZMTC and Thoroughbred Ratings Pty Ltd accepts no responsibility for the completeness or accuracy of any of the information contained herein, and makes no representations about its suitability for any particular purpose. Users should make their own judgements about those matters and/or seek independent advice. You assume all risks associated with use of the data provided on this page.

# Race Results

June 07, 2020, Race 10, ALLIED SECURITY - CALL US ON 0800 333 308 MOBILE PACE, Distance 1980m, Addington - Survey 1980m

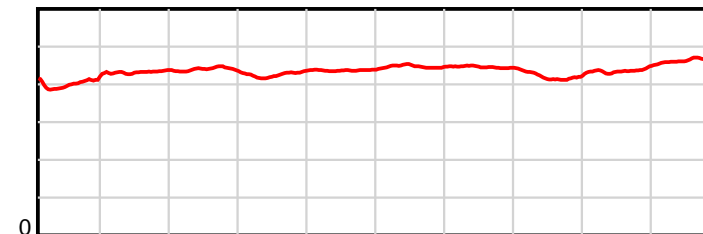
Result	TAB no.	Horse (Barrier)	1980 to	1800m to	1600m to	1400m to	1200m to	1000m to	800m to	600m to	400m to	200m to	Total or	Margin
10th	3	Fun In The Dar... (3)	1800m	1600m	1400m	1200m	1000m	800m	600m	400m	200m	WP	Average	
		Position in running (margin)	-	1(0.0)	1(0.0)	1(0.0)	1(0.0)	1(0.0)	1(0.0)	1(0.0)	3(1.5)	7(10.8)		21.10
		Sectional time (s)	11.85	14.31	15.15	13.97	14.69	15.48	15.64	14.86	15.98	16.75		
		Cumulative time (s)	148.68	136.83	122.52	107.37	93.40	78.71	63.23	47.59	32.73	16.75	2:28.68	
		Speed (m/s)	15.19	13.98	13.20	14.32	13.61	12.92	12.79	13.46	12.52	11.94	13.32	
		Stride length (m)	6.07	6.05	5.81	6.10	5.96	5.78	5.70	5.67	5.47	5.56	5.81	
		Stride duration (s)	0.398	0.433	0.440	0.426	0.437	0.447	0.446	0.421	0.437	0.466	0.436	
		Stride efficiency (%)	57.58	57.15	52.70	58.15	55.44	52.18	50.75	50.26	46.79	48.34	52.68	
		Stride count	29.65	33.07	34.44	32.79	33.58	34.61	35.10	35.27	36.55	35.96	341.02	

10 m Stride length



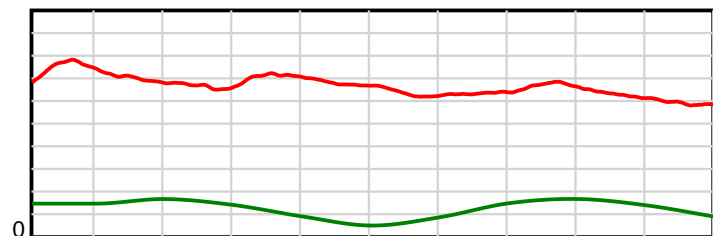
1980 m Finish

0.6 s Stride duration



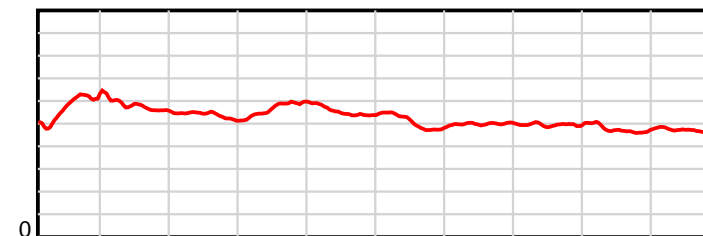
1980 m Finish

20 m/sec Speed



1980 m Finish

100 % Stride efficiency



1980 m Finish

Note: Horizontal distance axis grid lines are 200m furlongs.

## Disclaimer.

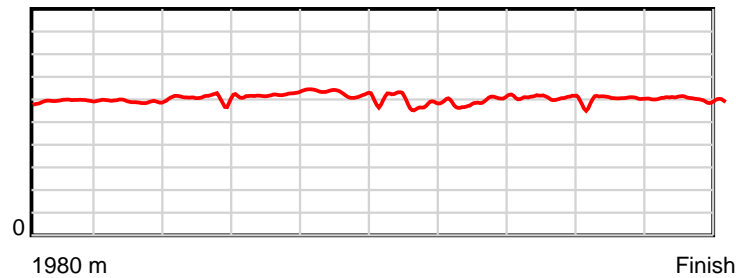
HRNZ and NZMTC and Thoroughbred Ratings Pty Ltd accepts no responsibility for the completeness or accuracy of any of the information contained herein, and makes no representations about its suitability for any particular purpose. Users should make their own judgements about those matters and/or seek independent advice. You assume all risks associated with use of the data provided on this page.

# Race Results

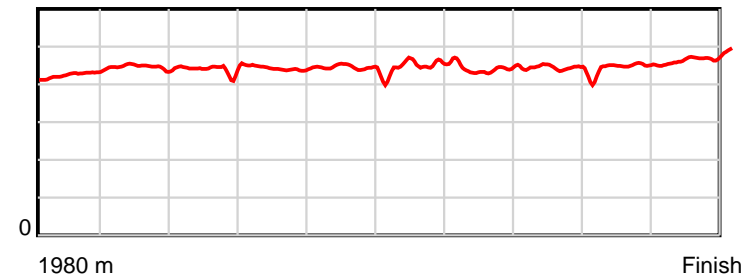
June 07, 2020, Race 10, ALLIED SECURITY - CALL US ON 0800 333 308 MOBILE PACE, Distance 1980m, Addington - Survey 1980m

Result	TAB no.	Horse (Barrier)	1980 to	1800m to	1600m to	1400m to	1200m to	1000m to	800m to	600m to	400m to	200m to	Total or	Margin
11th	9	Caesar's Quest (7)	1800m	1600m	1400m	1200m	1000m	800m	600m	400m	200m	WP	Average	
		Position in running (margin)	-	11(7.3)	13(15.0)	13(14.0)	13(15.5)	13(15.0)	13(14.9)	13(10.0)	13(13.1)	12(18.8)		22.50
		Sectional time (s)	12.87	15.60	14.99	14.21	14.62	15.45	14.83	15.12	15.39	15.85		
		Cumulative time (s)	148.93	136.06	120.46	105.47	91.26	76.64	61.19	46.36	31.24	15.85	2:28.93	
		Speed (m/s)	13.99	12.82	13.34	14.07	13.68	12.94	13.49	13.23	13.00	12.62	13.29	
		Stride length (m)	5.96	5.72	5.87	6.23	5.99	5.89	5.91	5.79	5.86	5.95	5.91	
		Stride duration (s)	0.426	0.446	0.440	0.442	0.438	0.455	0.438	0.437	0.451	0.472	0.445	
		Stride efficiency (%)	55.43	51.06	53.92	60.60	56.09	54.17	54.55	52.31	53.61	55.41	54.62	
		Stride count	30.22	34.99	34.05	32.12	33.38	33.97	33.85	34.57	34.15	33.59	334.89	

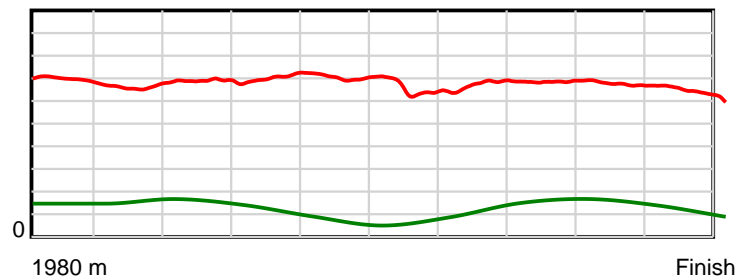
10 m Stride length



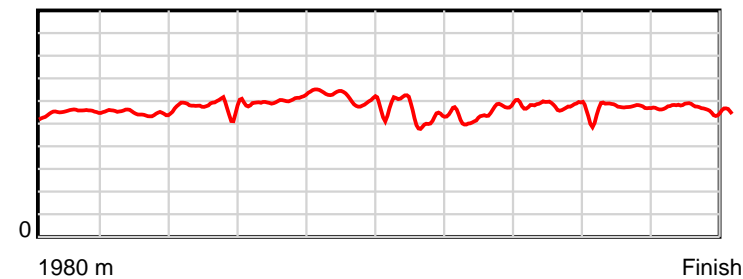
0.6 s Stride duration



20 m/sec Speed



100 % Stride efficiency



Note: Horizontal distance axis grid lines are 200m furlongs.

## Disclaimer.

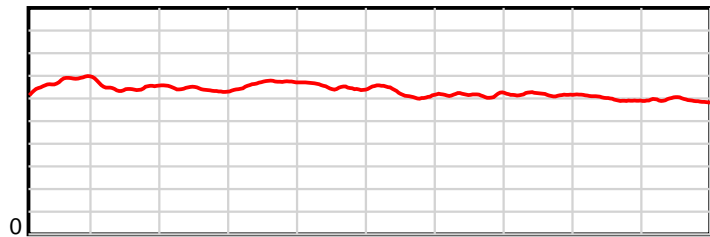
HRNZ and NZMTC and Thoroughbred Ratings Pty Ltd accepts no responsibility for the completeness or accuracy of any of the information contained herein, and makes no representations about its suitability for any particular purpose. Users should make their own judgements about those matters and/or seek independent advice. You assume all risks associated with use of the data provided on this page.

# Race Results

June 07, 2020, Race 10, ALLIED SECURITY - CALL US ON 0800 333 308 MOBILE PACE, Distance 1980m, Addington - Survey 1980m

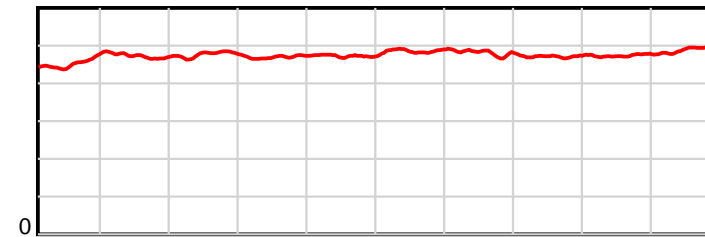
Result	TAB no.	Horse (Barrier)	1980 to	1800m to	1600m to	1400m to	1200m to	1000m to	800m to	600m to	400m to	200m to	Total or	Margin
12th	1	<b>Prodigal Pete (1)</b>	<b>1800m</b>	<b>1600m</b>	<b>1400m</b>	<b>1200m</b>	<b>1000m</b>	<b>800m</b>	<b>600m</b>	<b>400m</b>	<b>200m</b>	<b>WP</b>	<b>Average</b>	
		Position in running (margin)	-	5(2.8)	5(4.9)	7(4.6)	7(5.4)	6(4.8)	5(4.3)	7(4.2)	9(8.4)	11(18.3)		27.10
		Sectional time (s)	12.06	14.66	15.10	14.11	14.59	15.40	15.62	15.31	16.08	16.82		
		Cumulative time (s)	149.75	137.69	123.03	107.93	93.82	79.23	63.83	48.21	32.90	16.82	2:29.75	
		Speed (m/s)	14.93	13.64	13.25	14.17	13.71	12.99	12.80	13.06	12.44	11.89	13.22	
		Stride length (m)	6.75	6.44	6.31	6.66	6.48	6.31	6.16	6.15	5.89	5.88	6.29	
		Stride duration (s)	0.455	0.472	0.476	0.470	0.473	0.486	0.481	0.471	0.473	0.495	0.476	
		Stride efficiency (%)	71.22	64.89	62.23	69.29	65.70	62.27	59.26	59.17	54.18	54.04	61.77	
		Stride count	26.66	31.04	31.69	30.04	30.85	31.68	32.48	32.50	33.97	34.01	314.92	

10 m Stride length



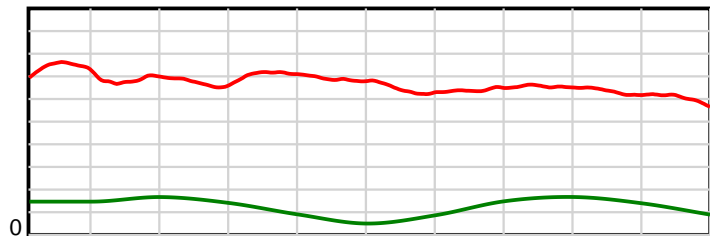
1980 m Finish

0.6 s Stride duration



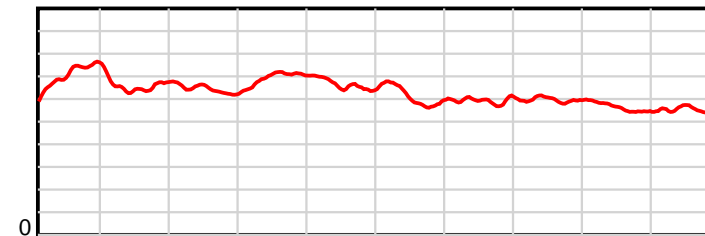
1980 m Finish

20 m/sec Speed



1980 m Finish

100 % Stride efficiency



1980 m Finish

Note: Horizontal distance axis grid lines are 200m furlongs.

## Disclaimer.

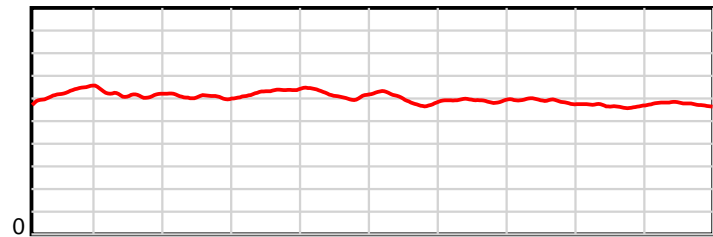
HRNZ and NZMTC and Thoroughbred Ratings Pty Ltd accepts no responsibility for the completeness or accuracy of any of the information contained herein, and makes no representations about its suitability for any particular purpose. Users should make their own judgements about those matters and/or seek independent advice. You assume all risks associated with use of the data provided on this page.

# Race Results

June 07, 2020, Race 10, ALLIED SECURITY - CALL US ON 0800 333 308 MOBILE PACE, Distance 1980m, Addington - Survey 1980m

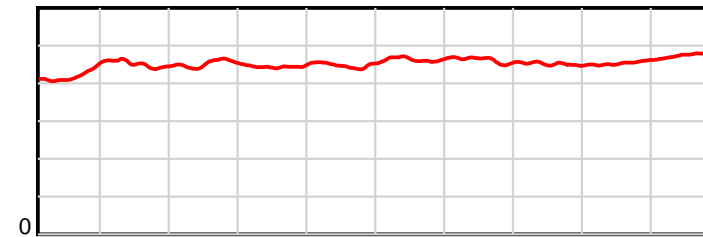
Result	TAB no.	Horse (Barrier)	1980 to	1800m to	1600m to	1400m to	1200m to	1000m to	800m to	600m to	400m to	200m to	Total or	Margin
13th	11	<b>Highland Reign (8)</b>	<b>1800m</b>	<b>1600m</b>	<b>1400m</b>	<b>1200m</b>	<b>1000m</b>	<b>800m</b>	<b>600m</b>	<b>400m</b>	<b>200m</b>	<b>WP</b>	<b>Average</b>	
		Position in running (margin)	-	9(4.8)	8(6.5)	8(6.4)	9(7.2)	8(6.6)	7(6.3)	9(6.4)	11(10.4)	13(21.4)		29.70
		Sectional time (s)	12.61	14.59	15.13	14.10	14.58	15.43	15.66	15.28	16.25	16.59		
		Cumulative time (s)	150.22	137.61	123.02	107.89	93.79	79.21	63.78	48.12	32.84	16.59	2:30.22	
		Speed (m/s)	14.28	13.71	13.22	14.18	13.72	12.96	12.77	13.09	12.31	12.06	13.18	
		Stride length (m)	6.26	6.18	5.98	6.31	6.14	6.00	5.90	5.90	5.59	5.76	5.99	
		Stride duration (s)	0.423	0.451	0.452	0.445	0.448	0.463	0.462	0.451	0.454	0.478	0.455	
		Stride efficiency (%)	61.15	59.68	55.87	62.15	58.94	56.31	54.35	54.44	48.75	51.85	56.08	
		Stride count	28.78	32.36	33.45	31.71	32.57	33.32	33.91	33.88	35.81	34.72	330.51	

10 m Stride length



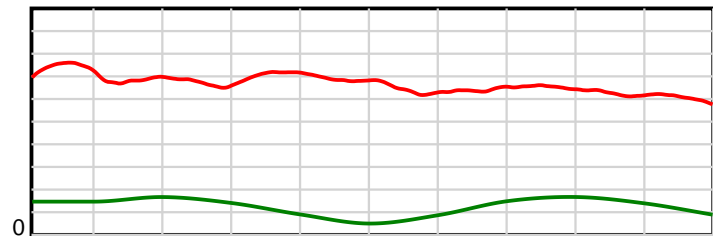
1980 m Finish

0.6 s Stride duration



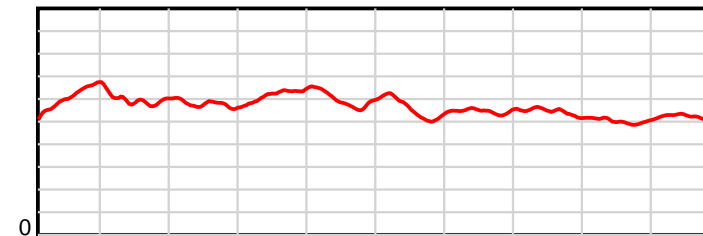
1980 m Finish

20 m/sec Speed



1980 m Finish

100 % Stride efficiency



1980 m Finish

Note: Horizontal distance axis grid lines are 200m furlongs.

### Disclaimer.

HRNZ and NZMTC and Thoroughbred Ratings Pty Ltd accepts no responsibility for the completeness or accuracy of any of the information contained herein, and makes no representations about its suitability for any particular purpose. Users should make their own judgements about those matters and/or seek independent advice. You assume all risks associated with use of the data provided on this page.