



Race Results

NZ Metropolitan Trotting Club Inc, HRNZ, June 14, 2020

Compilation date: June 14, 2020, 4:22:48 PM (NZST)

Copyright © 2020 HRNZ and NZMTC. All rights reserved.

Trademarks.

StrideMASTER is a registered trademark of Thoroughbred Ratings Pty Ltd.

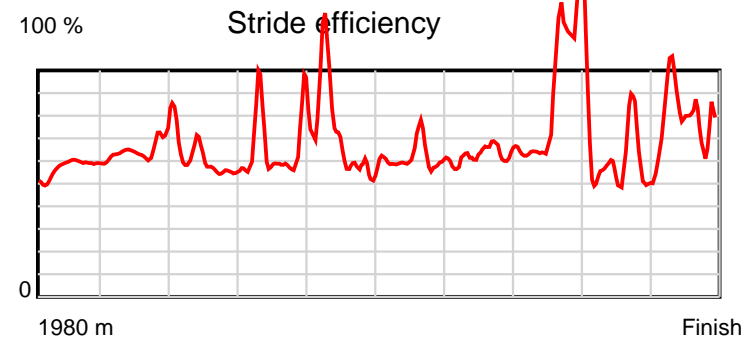
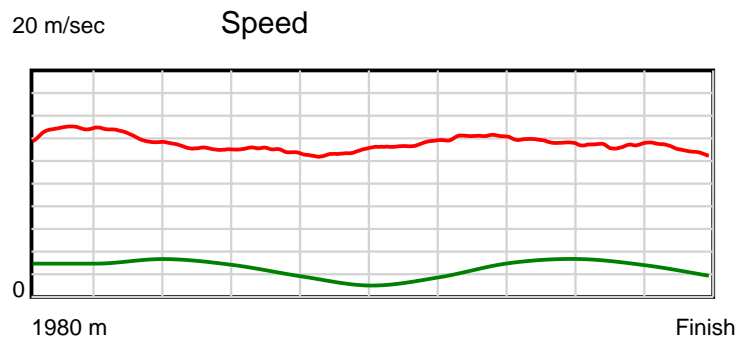
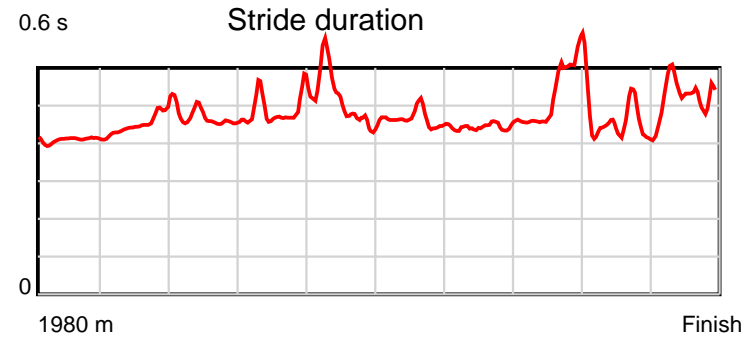
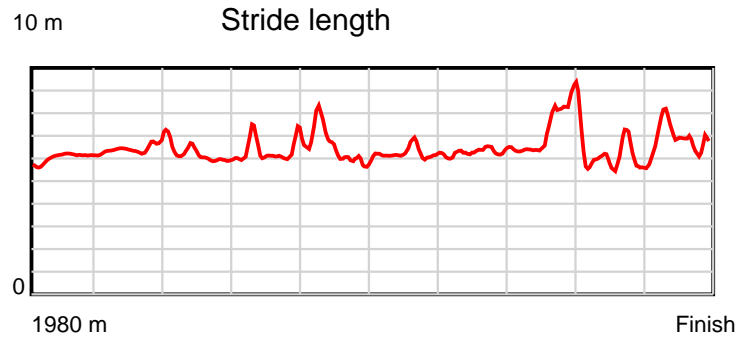
Disclaimer.

HRNZ and NZMTC and Thoroughbred Ratings Pty Ltd accepts no responsibility for the completeness or accuracy of any of the information contained herein, and makes no representations about its suitability for any particular purpose. Users should make their own judgements about those matters and/or seek independent advice. You assume all risks associated with use of the data provided on this page.

Race Results

June 14, 2020, Race 9, ALLIED SECURITY - CALL US TODAY ON 0800 333 308 MOBILE PACE, Distance 1980m, Addington - Survey 1980m

Result	TAB no.	Horse (Barrier)	1980 to	1800m to	1600m to	1400m to	1200m to	1000m to	800m to	600m to	400m to	200m to	Total or	Margin
1st	3	Katchalight (3)	1800m	1600m	1400m	1200m	1000m	800m	600m	400m	200m	WP	Average	
		Position in running (margin)	-	3(2.3)	3(1.9)	3(1.6)	2(1.5)	2(1.5)	2(2.0)	2(2.3)	2(1.7)	2(0.2)		0.00
		Sectional time (s)	12.16	14.12	15.37	15.40	15.75	14.70	14.21	14.63	15.14	15.36		
		Cumulative time (s)	146.84	134.68	120.56	105.19	89.79	74.04	59.34	45.13	30.50	15.36	2:26.84	
		Speed (m/s)	14.80	14.16	13.01	12.99	12.70	13.61	14.07	13.67	13.21	13.02	13.48	
		Stride length (m)	6.05	6.43	6.00	6.14	6.07	6.25	6.10	6.91	5.67	6.40	6.19	
		Stride duration (s)	0.408	0.454	0.461	0.473	0.478	0.460	0.433	0.505	0.429	0.492	0.459	
		Stride efficiency (%)	57.20	64.61	56.26	58.95	57.49	61.09	58.06	74.58	50.33	64.05	59.85	
		Stride count	29.75	31.10	33.33	32.56	32.97	31.99	32.81	28.95	35.24	31.24	319.94	



Note: Horizontal distance axis grid lines are 200m furlongs.

Disclaimer.

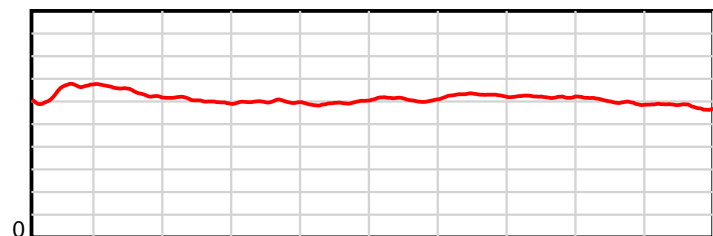
HRNZ and NZMTC and Thoroughbred Ratings Pty Ltd accepts no responsibility for the completeness or accuracy of any of the information contained herein, and makes no representations about its suitability for any particular purpose. Users should make their own judgements about those matters and/or seek independent advice. You assume all risks associated with use of the data provided on this page.

Race Results

June 14, 2020, Race 9, ALLIED SECURITY - CALL US TODAY ON 0800 333 308 MOBILE PACE, Distance 1980m, Addington - Survey 1980m

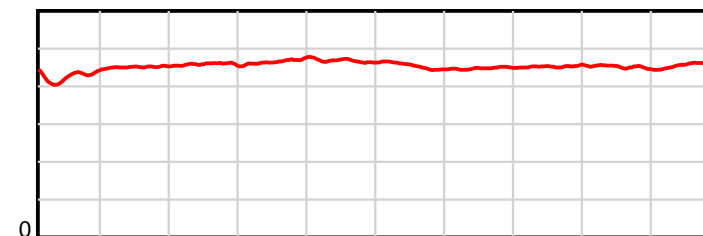
Result	TAB no.	Horse (Barrier)	1980 to	1800m to	1600m to	1400m to	1200m to	1000m to	800m to	600m to	400m to	200m to	Total or	Margin
2nd	5	Frank The Tank (5)	1800m	1600m	1400m	1200m	1000m	800m	600m	400m	200m	WP	Average	
		Position in running (margin)	-	1(0.0)	1(0.0)	1(0.0)	1(0.0)	1(0.0)	1(0.0)	1(0.0)	1(0.0)	1(0.0)		1.70
		Sectional time (s)	11.63	14.20	15.41	15.43	15.74	14.62	14.17	14.72	15.39	15.84		
		Cumulative time (s)	147.15	135.52	121.32	105.91	90.48	74.74	60.12	45.95	31.23	15.84	2:27.15	
		Speed (m/s)	15.48	14.08	12.98	12.96	12.71	13.68	14.11	13.59	13.00	12.63	13.46	
		Stride length (m)	6.51	6.36	5.95	6.06	5.93	6.20	6.33	6.15	5.86	5.79	6.10	
		Stride duration (s)	0.426	0.452	0.458	0.467	0.467	0.453	0.448	0.453	0.451	0.459	0.453	
		Stride efficiency (%)	66.26	63.23	55.27	57.36	55.01	60.00	62.57	59.10	53.57	52.41	58.17	
		Stride count	27.64	31.44	33.63	33.01	33.71	32.28	31.61	32.52	34.16	34.53	324.53	

10 m Stride length



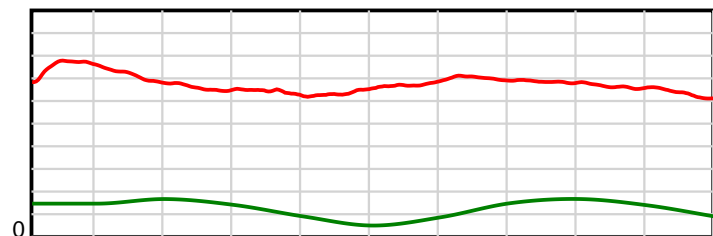
1980 m Finish

0.6 s Stride duration



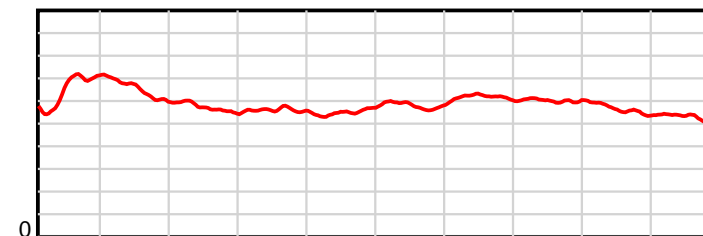
1980 m Finish

20 m/sec Speed



1980 m Finish

100 % Stride efficiency



1980 m Finish

Note: Horizontal distance axis grid lines are 200m furlongs.

Disclaimer.

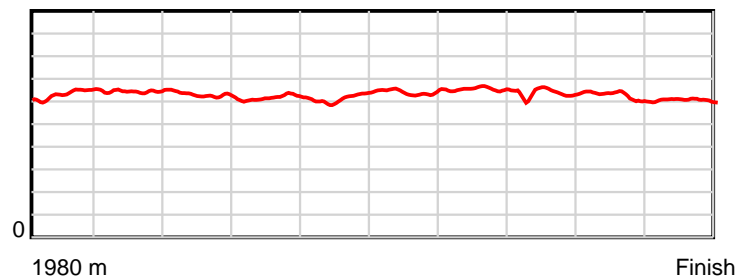
HRNZ and NZMTC and Thoroughbred Ratings Pty Ltd accepts no responsibility for the completeness or accuracy of any of the information contained herein, and makes no representations about its suitability for any particular purpose. Users should make their own judgements about those matters and/or seek independent advice. You assume all risks associated with use of the data provided on this page.

Race Results

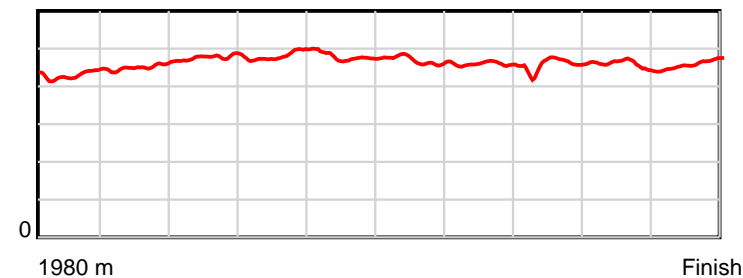
June 14, 2020, Race 9, ALLIED SECURITY - CALL US TODAY ON 0800 333 308 MOBILE PACE, Distance 1980m, Addington - Survey 1980m

Result	TAB no.	Horse (Barrier)	1980 to	1800m to	1600m to	1400m to	1200m to	1000m to	800m to	600m to	400m to	200m to	Total or	Margin
3rd	12	Szybka Lane (12)	1800m	1600m	1400m	1200m	1000m	800m	600m	400m	200m	WP	Average	
		Position in running (margin)	-	7(4.2)	6(4.8)	7(5.9)	7(7.6)	9(7.8)	9(7.8)	9(7.5)	7(6.4)	6(4.2)		2.70
		Sectional time (s)	12.58	14.29	15.60	15.70	15.79	14.62	14.12	14.53	15.02	15.07		
		Cumulative time (s)	147.32	134.74	120.45	104.85	89.15	73.36	58.74	44.62	30.09	15.07	2:27.32	
		Speed (m/s)	14.31	14.00	12.82	12.74	12.67	13.68	14.16	13.76	13.32	13.27	13.44	
		Stride length (m)	6.32	6.31	6.12	6.13	6.05	6.41	6.48	6.28	6.07	6.13	6.22	
		Stride duration (s)	0.429	0.451	0.477	0.481	0.477	0.468	0.458	0.457	0.455	0.462	0.463	
		Stride efficiency (%)	62.43	62.22	58.52	58.66	57.13	64.16	65.67	61.68	57.50	58.65	60.55	
		Stride count	28.48	31.70	32.68	32.64	33.08	31.21	30.85	31.83	32.97	32.65	318.09	

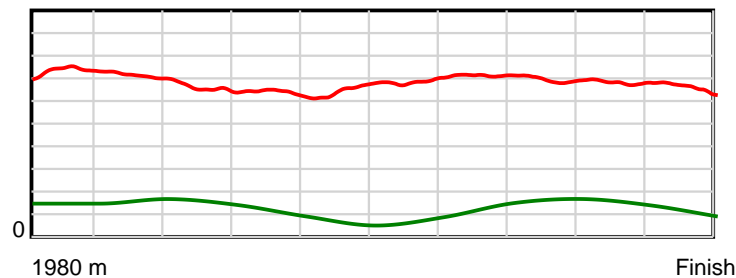
10 m Stride length



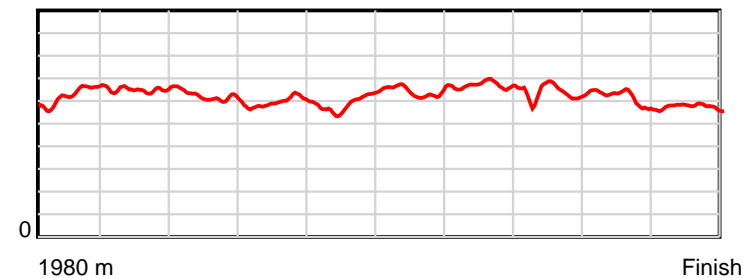
0.6 s Stride duration



20 m/sec Speed



100 % Stride efficiency



Note: Horizontal distance axis grid lines are 200m furlongs.

Disclaimer.

HRNZ and NZMTC and Thoroughbred Ratings Pty Ltd accepts no responsibility for the completeness or accuracy of any of the information contained herein, and makes no representations about its suitability for any particular purpose. Users should make their own judgements about those matters and/or seek independent advice. You assume all risks associated with use of the data provided on this page.



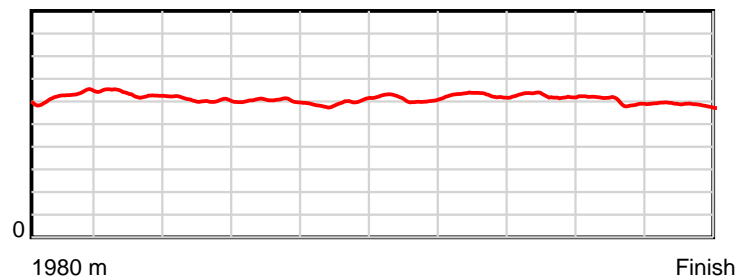
Race Results



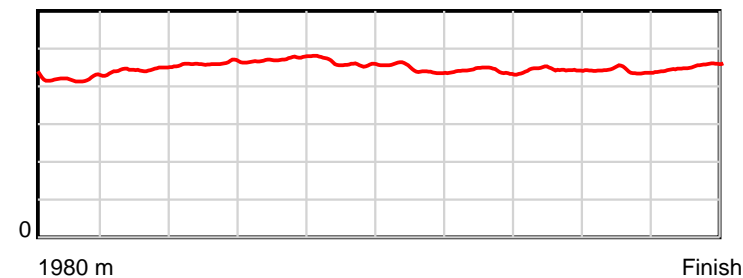
June 14, 2020, Race 9, ALLIED SECURITY - CALL US TODAY ON 0800 333 308 MOBILE PACE, Distance 1980m, Addington - Survey 1980m

Result	TAB no.	Horse (Barrier)	1980 to	1800m to	1600m to	1400m to	1200m to	1000m to	800m to	600m to	400m to	200m to	Total or	Margin
4th	6	Highland Reign (6)	1800m	1600m	1400m	1200m	1000m	800m	600m	400m	200m	WP	Average	
		Position in running (margin)	-	2(2.2)	4(3.1)	5(3.8)	5(5.5)	6(5.9)	7(6.6)	6(5.8)	5(4.5)	5(2.4)		3.50
		Sectional time (s)	12.03	14.34	15.53	15.72	15.80	14.74	14.03	14.52	15.04	15.71		
		Cumulative time (s)	147.46	135.43	121.09	105.56	89.84	74.04	59.30	45.27	30.75	15.71	2:27.46	
		Speed (m/s)	14.96	13.95	12.88	12.72	12.66	13.57	14.26	13.77	13.30	12.73	13.43	
		Stride length (m)	6.26	6.20	5.93	6.00	5.85	6.05	6.28	6.13	5.86	5.77	6.03	
		Stride duration (s)	0.419	0.444	0.460	0.472	0.462	0.446	0.441	0.445	0.441	0.453	0.449	
		Stride efficiency (%)	61.20	60.00	54.86	56.30	53.46	57.11	61.70	58.64	53.75	52.06	56.73	
		Stride count	28.76	32.28	33.75	33.32	34.20	33.08	31.83	32.65	34.10	34.65	328.62	

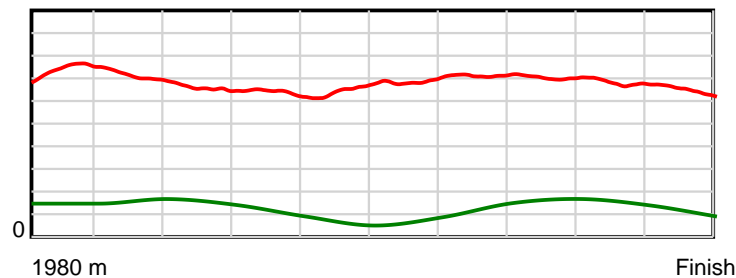
10 m Stride length



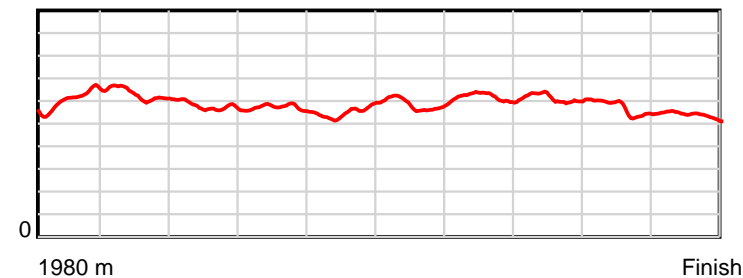
0.6 s Stride duration



20 m/sec Speed



100 % Stride efficiency



Note: Horizontal distance axis grid lines are 200m furlongs.

Disclaimer.

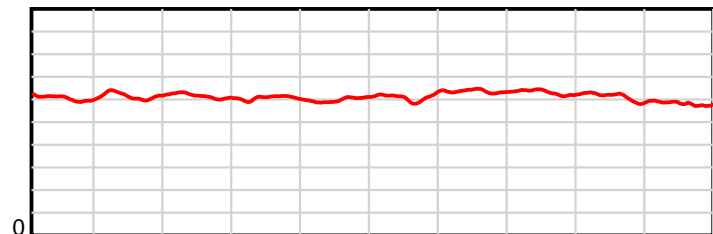
HRNZ and NZMTC and Thoroughbred Ratings Pty Ltd accepts no responsibility for the completeness or accuracy of any of the information contained herein, and makes no representations about its suitability for any particular purpose. Users should make their own judgements about those matters and/or seek independent advice. You assume all risks associated with use of the data provided on this page.

Race Results

June 14, 2020, Race 9, ALLIED SECURITY - CALL US TODAY ON 0800 333 308 MOBILE PACE, Distance 1980m, Addington - Survey 1980m

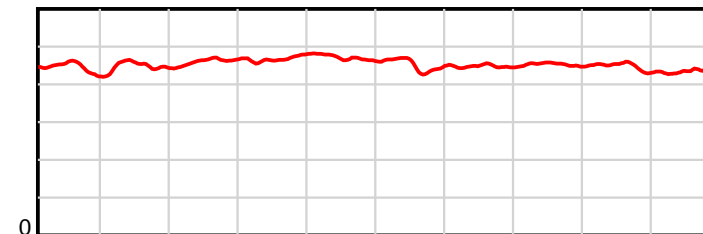
Result	TAB no.	Horse (Barrier)	1980 to	1800m to	1600m to	1400m to	1200m to	1000m to	800m to	600m to	400m to	200m to	Total or	Margin
5th	9	Scared Stiff (9)	1800m	1600m	1400m	1200m	1000m	800m	600m	400m	200m	WP	Average	
		Position in running (margin)	-	13(9.1)	12(11.8)	11(10.5)	10(10.1)	10(9.6)	11(9.6)	12(8.8)	11(8.1)	9(6.2)		3.90
		Sectional time (s)	13.23	14.65	15.20	15.36	15.66	14.61	14.03	14.62	15.07	15.11		
		Cumulative time (s)	147.54	134.31	119.66	104.46	89.10	73.44	58.83	44.80	30.18	15.11	2:27.54	
		Speed (m/s)	13.61	13.65	13.16	13.02	12.77	13.69	14.26	13.68	13.27	13.24	13.42	
		Stride length (m)	6.04	6.12	6.08	6.10	6.00	6.19	6.37	6.19	5.92	5.80	6.08	
		Stride duration (s)	0.444	0.449	0.462	0.469	0.470	0.452	0.447	0.453	0.446	0.438	0.453	
		Stride efficiency (%)	57.00	58.61	57.72	58.20	56.24	59.80	63.49	59.95	54.83	52.53	57.73	
		Stride count	29.80	32.66	32.91	32.77	33.34	32.33	31.38	32.29	33.77	34.50	325.75	

10 m Stride length



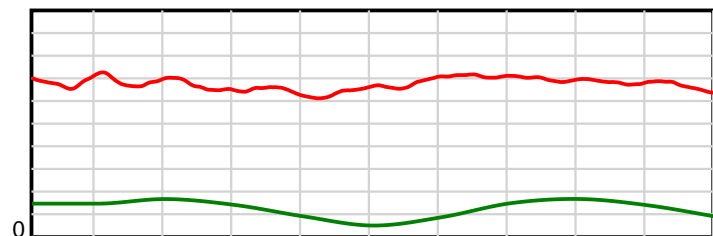
1980 m Finish

0.6 s Stride duration



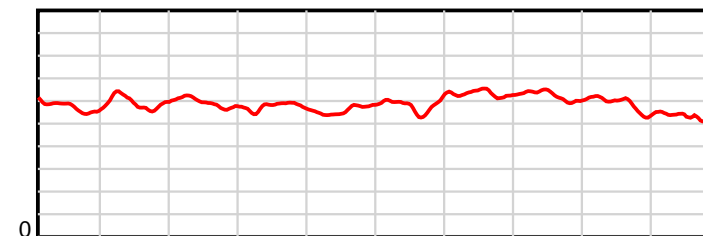
1980 m Finish

20 m/sec Speed



1980 m Finish

100 % Stride efficiency



1980 m Finish

Note: Horizontal distance axis grid lines are 200m furlongs.

Disclaimer.

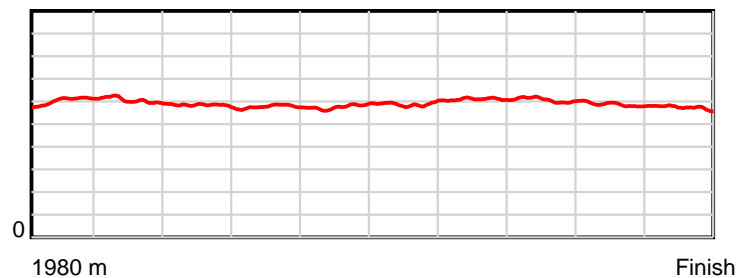
HRNZ and NZMTC and Thoroughbred Ratings Pty Ltd accepts no responsibility for the completeness or accuracy of any of the information contained herein, and makes no representations about its suitability for any particular purpose. Users should make their own judgements about those matters and/or seek independent advice. You assume all risks associated with use of the data provided on this page.

Race Results

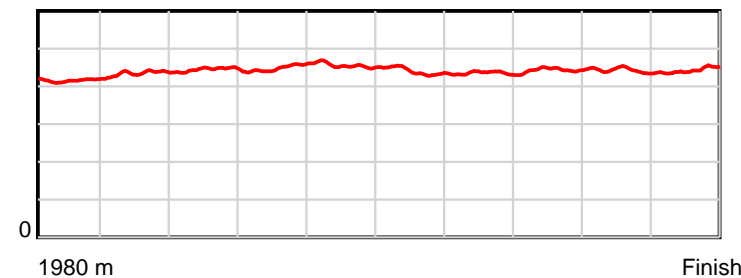
June 14, 2020, Race 9, ALLIED SECURITY - CALL US TODAY ON 0800 333 308 MOBILE PACE, Distance 1980m, Addington - Survey 1980m

Result	TAB no.	Horse (Barrier)	1980 to	1800m to	1600m to	1400m to	1200m to	1000m to	800m to	600m to	400m to	200m to	Total or	Margin
6th	10	Sclta Uno (10)	1800m	1600m	1400m	1200m	1000m	800m	600m	400m	200m	WP	Average	
		Position in running (margin)	-	8(5.6)	7(6.5)	6(5.7)	6(5.8)	5(5.7)	6(6.2)	8(6.4)	6(5.8)	7(4.3)		4.30
		Sectional time (s)	12.82	14.35	15.28	15.44	15.72	14.71	14.20	14.62	15.14	15.33		
		Cumulative time (s)	147.61	134.79	120.44	105.16	89.72	74.00	59.29	45.09	30.47	15.33	2:27.61	
		Speed (m/s)	14.04	13.94	13.09	12.95	12.72	13.60	14.08	13.68	13.21	13.05	13.41	
		Stride length (m)	6.09	6.05	5.81	5.81	5.79	5.98	6.12	6.06	5.84	5.78	5.93	
		Stride duration (s)	0.415	0.434	0.444	0.448	0.455	0.440	0.435	0.443	0.442	0.443	0.442	
		Stride efficiency (%)	57.92	57.19	52.78	52.72	52.44	55.88	58.55	57.34	53.36	52.16	54.92	
		Stride count	29.57	33.06	34.41	34.43	34.52	33.45	32.67	33.02	34.23	34.62	333.98	

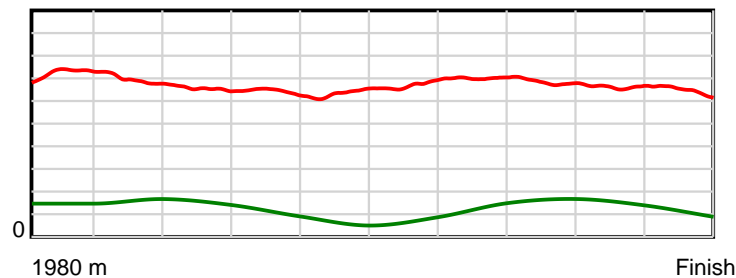
10 m Stride length



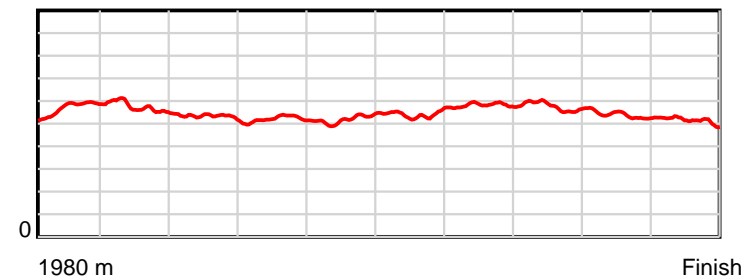
0.6 s Stride duration



20 m/sec Speed



100 % Stride efficiency



Note: Horizontal distance axis grid lines are 200m furlongs.

Disclaimer.

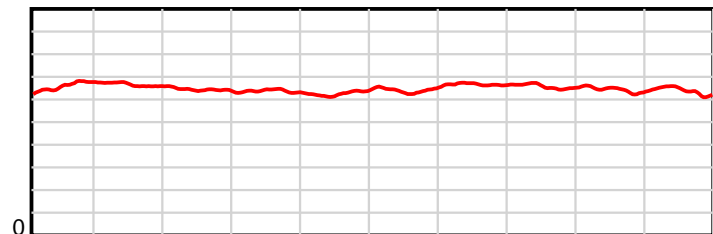
HRNZ and NZMTC and Thoroughbred Ratings Pty Ltd accepts no responsibility for the completeness or accuracy of any of the information contained herein, and makes no representations about its suitability for any particular purpose. Users should make their own judgements about those matters and/or seek independent advice. You assume all risks associated with use of the data provided on this page.

Race Results

June 14, 2020, Race 9, ALLIED SECURITY - CALL US TODAY ON 0800 333 308 MOBILE PACE, Distance 1980m, Addington - Survey 1980m

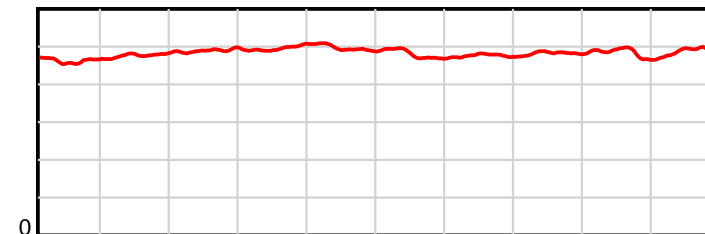
Result	TAB no.	Horse (Barrier)	1980 to	1800m to	1600m to	1400m to	1200m to	1000m to	800m to	600m to	400m to	200m to	Total or	Margin
7th	11	Mordecai (11)	1800m	1600m	1400m	1200m	1000m	800m	600m	400m	200m	WP	Average	
		Position in running (margin)	-	11(7.8)	9(8.4)	8(7.8)	8(8.1)	8(7.5)	10(7.9)	10(8.1)	10(7.6)	8(5.9)		5.10
		Sectional time (s)	13.06	14.29	15.31	15.47	15.65	14.68	14.20	14.64	15.11	15.35		
		Cumulative time (s)	147.76	134.70	120.41	105.10	89.63	73.98	59.30	45.10	30.46	15.35	2:27.76	
		Speed (m/s)	13.78	14.00	13.06	12.93	12.78	13.62	14.08	13.66	13.24	13.03	13.40	
		Stride length (m)	6.67	6.68	6.40	6.41	6.34	6.53	6.71	6.59	6.39	6.40	6.51	
		Stride duration (s)	0.462	0.477	0.490	0.496	0.496	0.480	0.476	0.482	0.483	0.491	0.486	
		Stride efficiency (%)	69.42	69.77	63.93	64.25	62.71	66.70	70.27	67.87	63.91	63.99	66.17	
		Stride count	27.01	29.93	31.27	31.19	31.57	30.61	29.83	30.35	31.27	31.25	304.28	

10 m Stride length



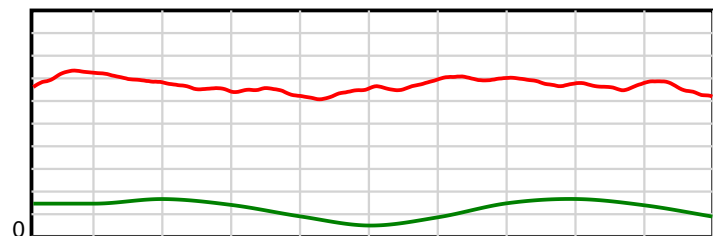
1980 m Finish

0.6 s Stride duration



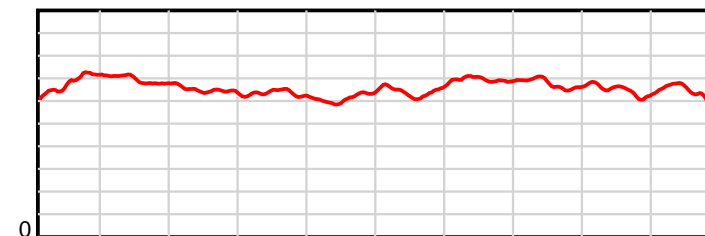
1980 m Finish

20 m/sec Speed



1980 m Finish

100 % Stride efficiency



1980 m Finish

Note: Horizontal distance axis grid lines are 200m furlongs.

Disclaimer.

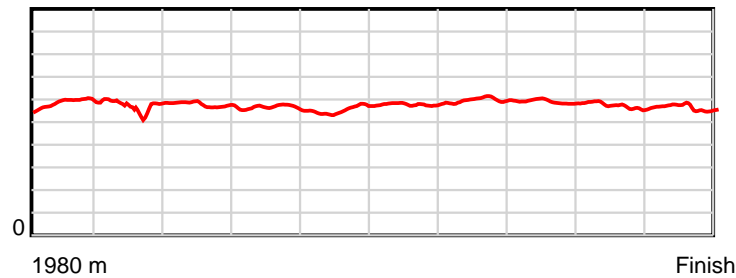
HRNZ and NZMTC and Thoroughbred Ratings Pty Ltd accepts no responsibility for the completeness or accuracy of any of the information contained herein, and makes no representations about its suitability for any particular purpose. Users should make their own judgements about those matters and/or seek independent advice. You assume all risks associated with use of the data provided on this page.

Race Results

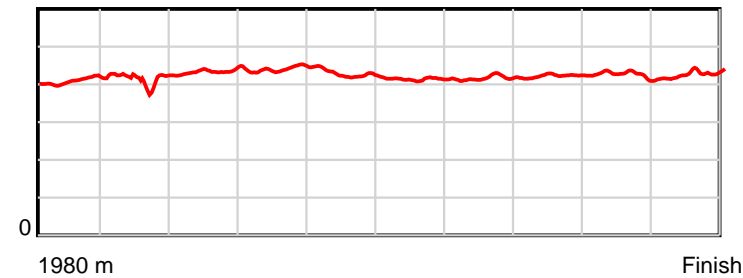
June 14, 2020, Race 9, ALLIED SECURITY - CALL US TODAY ON 0800 333 308 MOBILE PACE, Distance 1980m, Addington - Survey 1980m

Result	TAB no.	Horse (Barrier)	1980 to	1800m to	1600m to	1400m to	1200m to	1000m to	800m to	600m to	400m to	200m to	Total or	Margin
8th	2	Speciale Uno (2)	1800m	1600m	1400m	1200m	1000m	800m	600m	400m	200m	WP	Average	
		Position in running (margin)	-	9(6.5)	10(9.4)	10(9.5)	11(11.2)	13(11.6)	13(12.0)	13(11.1)	13(9.6)	10(8.4)		6.90
		Sectional time (s)	12.92	14.69	15.42	15.70	15.82	14.68	14.02	14.47	15.20	15.16		
		Cumulative time (s)	148.08	135.16	120.47	105.05	89.35	73.53	58.85	44.83	30.36	15.16	2:28.08	
		Speed (m/s)	13.93	13.61	12.97	12.74	12.64	13.62	14.27	13.82	13.16	13.19	13.37	
		Stride length (m)	5.86	5.56	5.63	5.61	5.41	5.63	5.94	5.84	5.60	5.65	5.67	
		Stride duration (s)	0.410	0.408	0.434	0.440	0.428	0.413	0.417	0.422	0.425	0.428	0.424	
		Stride efficiency (%)	53.69	48.22	49.54	49.15	45.81	49.57	55.18	53.21	48.93	49.89	50.18	
		Stride count	30.71	36.00	35.52	35.66	36.94	35.51	33.66	34.27	35.74	35.40	349.41	

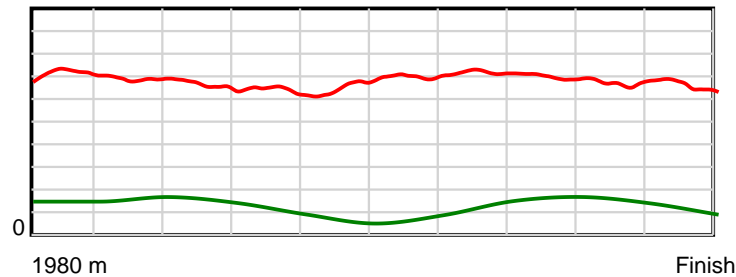
10 m Stride length



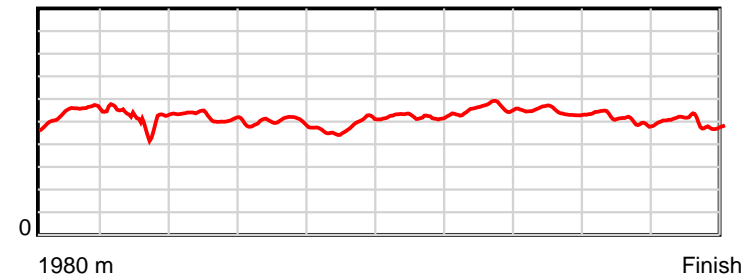
0.6 s Stride duration



20 m/sec Speed



100 % Stride efficiency



Note: Horizontal distance axis grid lines are 200m furlongs.

Disclaimer.

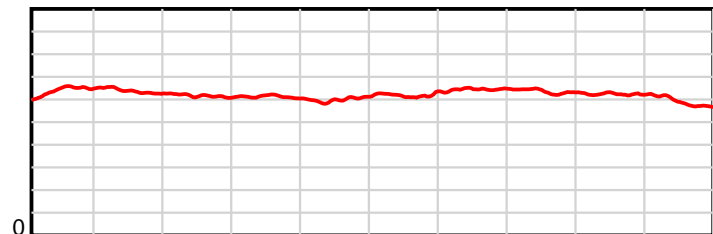
HRNZ and NZMTC and Thoroughbred Ratings Pty Ltd accepts no responsibility for the completeness or accuracy of any of the information contained herein, and makes no representations about its suitability for any particular purpose. Users should make their own judgements about those matters and/or seek independent advice. You assume all risks associated with use of the data provided on this page.

Race Results

June 14, 2020, Race 9, ALLIED SECURITY - CALL US TODAY ON 0800 333 308 MOBILE PACE, Distance 1980m, Addington - Survey 1980m

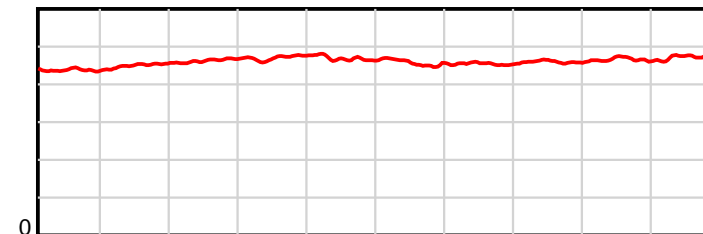
Result	TAB no.	Horse (Barrier)	1980 to	1800m to	1600m to	1400m to	1200m to	1000m to	800m to	600m to	400m to	200m to	Total or	Margin
9th	1	Ultimate Rocke... (1)	1800m	1600m	1400m	1200m	1000m	800m	600m	400m	200m	WP	Average	
		Position in running (margin)	-	5(3.7)	5(4.1)	4(3.4)	4(3.4)	3(3.8)	3(4.4)	4(4.5)	4(3.6)	4(2.4)		7.00
		Sectional time (s)	12.38	14.27	15.29	15.43	15.81	14.72	14.18	14.58	15.18	16.26		
		Cumulative time (s)	148.10	135.72	121.45	106.16	90.73	74.92	60.20	46.02	31.44	16.26	2:28.10	
		Speed (m/s)	14.54	14.02	13.08	12.96	12.65	13.59	14.10	13.72	13.18	12.30	13.37	
		Stride length (m)	6.43	6.31	6.06	6.10	5.93	6.21	6.40	6.30	6.14	5.83	6.16	
		Stride duration (s)	0.438	0.450	0.463	0.471	0.468	0.457	0.454	0.459	0.466	0.474	0.461	
		Stride efficiency (%)	64.52	62.19	57.33	58.24	54.89	60.25	64.08	62.03	58.94	53.18	59.36	
		Stride count	28.01	31.70	33.02	32.76	33.74	32.21	31.23	31.74	32.56	34.28	321.25	

10 m Stride length



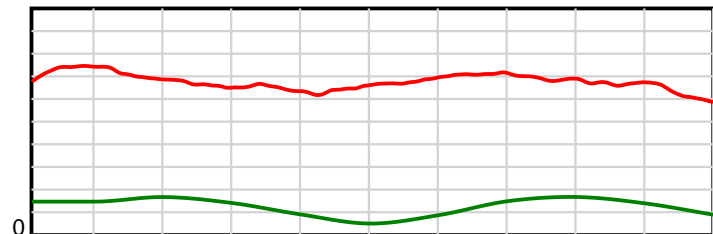
1980 m Finish

0.6 s Stride duration



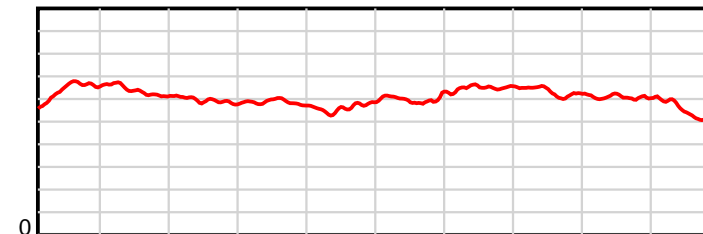
1980 m Finish

20 m/sec Speed



1980 m Finish

100 % Stride efficiency



1980 m Finish

Note: Horizontal distance axis grid lines are 200m furlongs.

Disclaimer.

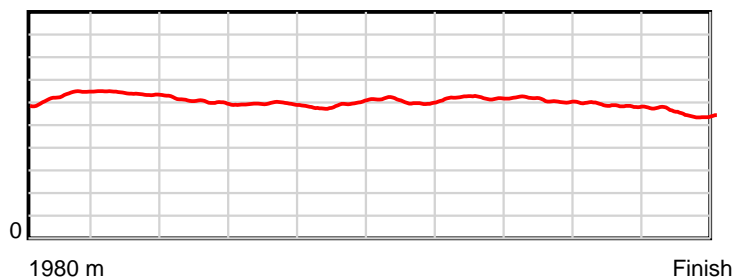
HRNZ and NZMTC and Thoroughbred Ratings Pty Ltd accepts no responsibility for the completeness or accuracy of any of the information contained herein, and makes no representations about its suitability for any particular purpose. Users should make their own judgements about those matters and/or seek independent advice. You assume all risks associated with use of the data provided on this page.

Race Results

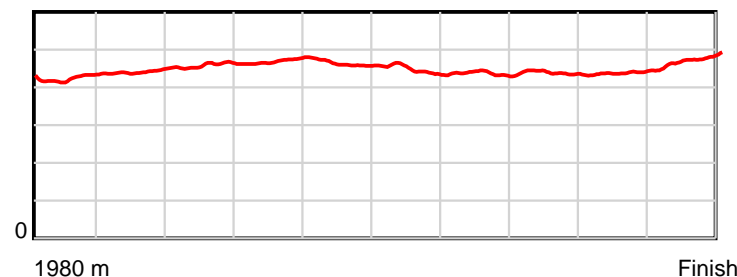
June 14, 2020, Race 9, ALLIED SECURITY - CALL US TODAY ON 0800 333 308 MOBILE PACE, Distance 1980m, Addington - Survey 1980m

Result	TAB no.	Horse (Barrier)	1980 to	1800m to	1600m to	1400m to	1200m to	1000m to	800m to	600m to	400m to	200m to	Total or	Margin
10th	8	Smooth Debate (8)	1800m	1600m	1400m	1200m	1000m	800m	600m	400m	200m	WP	Average	
		Position in running (margin)	-	4(2.6)	2(1.7)	2(1.5)	3(2.9)	4(4.2)	5(5.3)	5(4.5)	3(2.3)	3(0.5)		10.30
		Sectional time (s)	12.26	14.05	15.37	15.66	15.97	14.81	14.03	14.35	15.10	17.10		
		Cumulative time (s)	148.70	136.44	122.39	107.02	91.36	75.39	60.58	46.55	32.20	17.10	2:28.70	
		Speed (m/s)	14.68	14.23	13.01	12.77	12.52	13.50	14.26	13.94	13.25	11.70	13.32	
		Stride length (m)	6.32	6.27	5.97	5.99	5.80	6.03	6.23	6.11	5.81	5.54	6.00	
		Stride duration (s)	0.423	0.441	0.459	0.469	0.463	0.446	0.437	0.438	0.439	0.473	0.450	
		Stride efficiency (%)	62.37	61.51	55.71	56.16	52.57	56.74	60.60	58.39	52.82	47.90	56.16	
		Stride count	28.49	31.88	33.50	33.36	34.48	33.19	32.12	32.72	34.40	36.13	330.27	

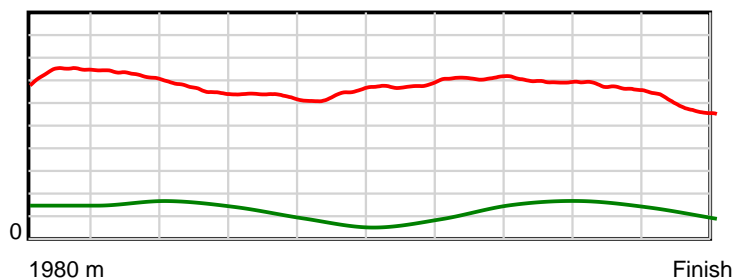
10 m Stride length



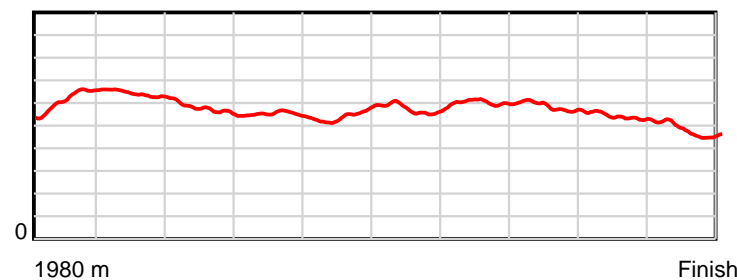
0.6 s Stride duration



20 m/sec Speed



100 % Stride efficiency



Note: Horizontal distance axis grid lines are 200m furlongs.

Disclaimer.

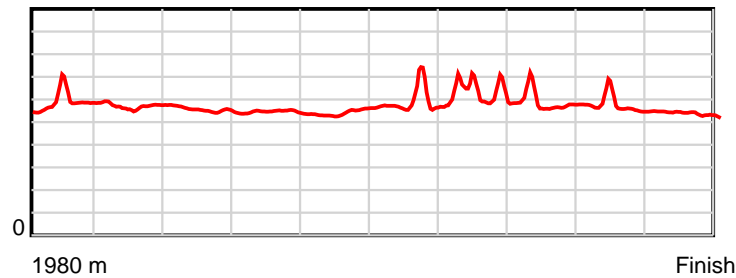
HRNZ and NZMTC and Thoroughbred Ratings Pty Ltd accepts no responsibility for the completeness or accuracy of any of the information contained herein, and makes no representations about its suitability for any particular purpose. Users should make their own judgements about those matters and/or seek independent advice. You assume all risks associated with use of the data provided on this page.

Race Results

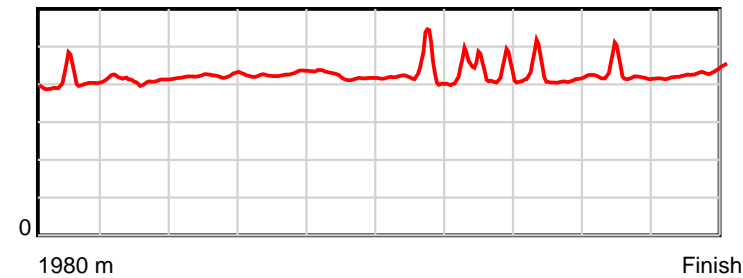
June 14, 2020, Race 9, ALLIED SECURITY - CALL US TODAY ON 0800 333 308 MOBILE PACE, Distance 1980m, Addington - Survey 1980m

Result	TAB no.	Horse (Barrier)	1980 to	1800m to	1600m to	1400m to	1200m to	1000m to	800m to	600m to	400m to	200m to	Total or	Margin
11th	4	Mustang GT (4)	1800m	1600m	1400m	1200m	1000m	800m	600m	400m	200m	WP	Average	
		Position in running (margin)	-	6(4.0)	8(6.9)	9(8.0)	9(9.4)	11(9.8)	12(10.2)	11(8.7)	12(9.4)	11(9.3)		12.40
		Sectional time (s)	12.39	14.68	15.60	15.66	15.81	14.69	13.91	14.83	15.38	16.12		
		Cumulative time (s)	149.07	136.68	122.00	106.40	90.74	74.93	60.24	46.33	31.50	16.12	2:29.07	
		Speed (m/s)	14.53	13.62	12.82	12.77	12.65	13.61	14.38	13.49	13.00	12.41	13.28	
		Stride length (m)	5.81	5.60	5.43	5.45	5.33	5.74	6.01	5.64	5.48	5.36	5.58	
		Stride duration (s)	0.401	0.411	0.423	0.427	0.421	0.422	0.418	0.418	0.422	0.432	0.420	
		Stride efficiency (%)	52.71	49.08	46.02	46.44	44.41	51.54	56.40	49.71	47.00	44.84	48.58	
		Stride count	30.99	35.69	36.85	36.69	37.52	34.82	33.29	35.46	36.47	37.34	355.12	

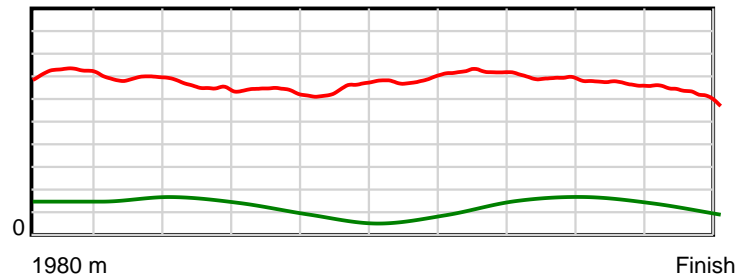
10 m Stride length



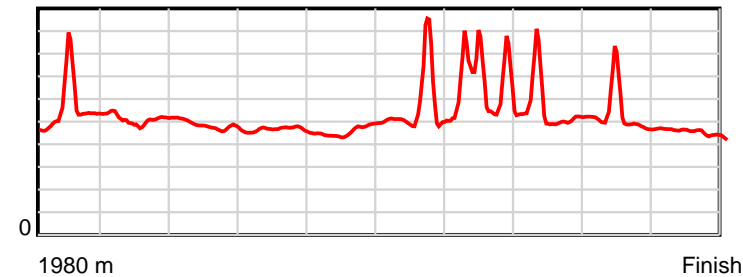
0.6 s Stride duration



20 m/sec Speed



100 % Stride efficiency



Note: Horizontal distance axis grid lines are 200m furlongs.

Disclaimer.

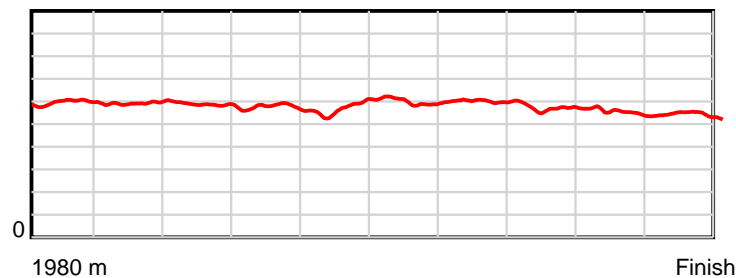
HRNZ and NZMTC and Thoroughbred Ratings Pty Ltd accepts no responsibility for the completeness or accuracy of any of the information contained herein, and makes no representations about its suitability for any particular purpose. Users should make their own judgements about those matters and/or seek independent advice. You assume all risks associated with use of the data provided on this page.

Race Results

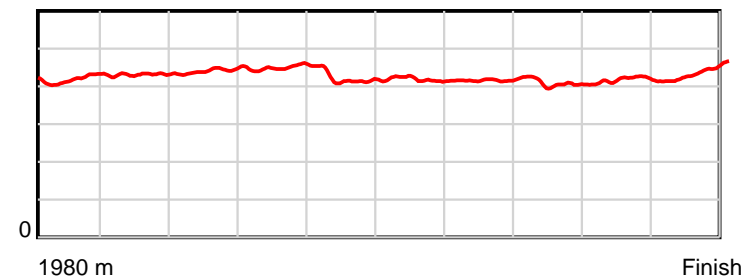
June 14, 2020, Race 9, ALLIED SECURITY - CALL US TODAY ON 0800 333 308 MOBILE PACE, Distance 1980m, Addington - Survey 1980m

Result	TAB no.	Horse (Barrier)	1980 to	1800m to	1600m to	1400m to	1200m to	1000m to	800m to	600m to	400m to	200m to	Total or	Margin
12th	13	American Flyer (13)	1800m	1600m	1400m	1200m	1000m	800m	600m	400m	200m	WP	Average	
		Position in running (margin)	-	10(7.1)	11(11.4)	12(11.8)	12(13.5)	12(10.3)	8(7.7)	7(5.9)	8(6.7)	12(9.4)		13.50
		Sectional time (s)	12.97	14.90	15.49	15.72	15.20	14.19	13.88	14.85	15.84	16.23		
		Cumulative time (s)	149.27	136.30	121.40	105.91	90.19	74.99	60.80	46.92	32.07	16.23	2:29.27	
		Speed (m/s)	13.88	13.42	12.91	12.72	13.16	14.09	14.41	13.47	12.63	12.32	13.26	
		Stride length (m)	5.95	5.78	5.70	5.72	5.55	5.90	6.00	5.49	5.28	5.42	5.67	
		Stride duration (s)	0.418	0.431	0.441	0.450	0.422	0.419	0.416	0.408	0.418	0.439	0.427	
		Stride efficiency (%)	55.39	52.25	50.70	51.18	48.06	54.42	56.28	47.14	43.48	45.86	50.18	
		Stride count	30.23	34.59	35.11	34.95	36.06	33.89	33.33	36.41	37.91	36.92	349.40	

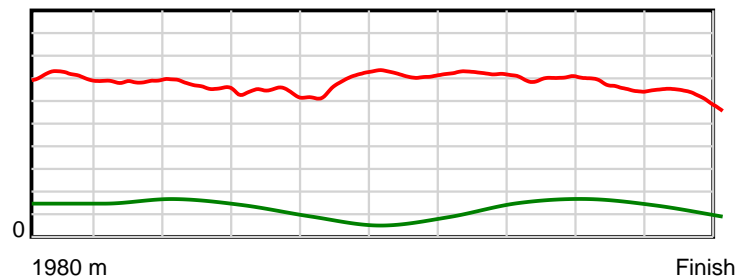
10 m Stride length



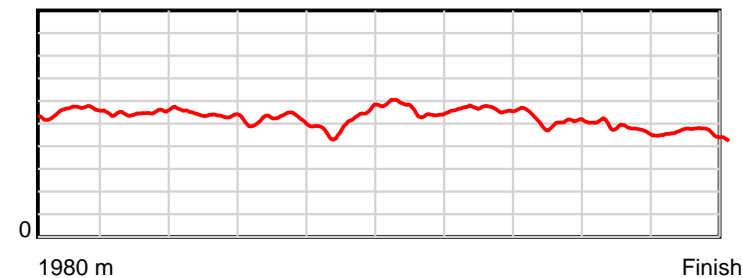
0.6 s Stride duration



20 m/sec Speed



100 % Stride efficiency



Note: Horizontal distance axis grid lines are 200m furlongs.

Disclaimer.

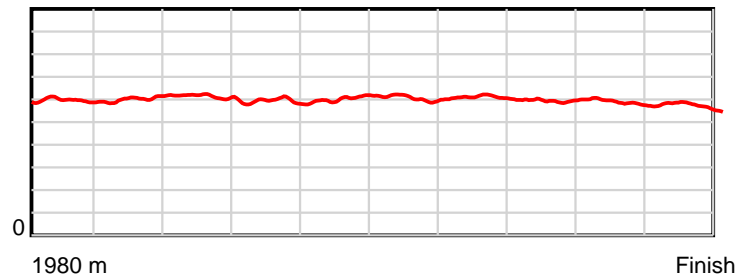
HRNZ and NZMTC and Thoroughbred Ratings Pty Ltd accepts no responsibility for the completeness or accuracy of any of the information contained herein, and makes no representations about its suitability for any particular purpose. Users should make their own judgements about those matters and/or seek independent advice. You assume all risks associated with use of the data provided on this page.

Race Results

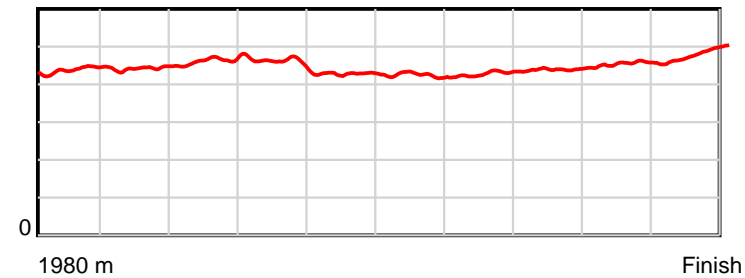
June 14, 2020, Race 9, ALLIED SECURITY - CALL US TODAY ON 0800 333 308 MOBILE PACE, Distance 1980m, Addington - Survey 1980m

Result	TAB no.	Horse (Barrier)	1980 to	1800m to	1600m to	1400m to	1200m to	1000m to	800m to	600m to	400m to	200m to	Total or	Margin
13th	7	Essence Of Eas... (7)	1800m	1600m	1400m	1200m	1000m	800m	600m	400m	200m	WP	Average	
		Position in running (margin)	-	12(8.8)	13(13.3)	13(13.7)	13(13.8)	7(7.1)	4(4.7)	3(4.2)	9(7.1)	13(11.8)		19.70
		Sectional time (s)	13.17	14.95	15.46	15.45	14.63	14.21	14.09	15.21	16.18	17.04		
		Cumulative time (s)	150.39	137.22	122.27	106.81	91.36	76.73	62.52	48.43	33.22	17.04	2:30.39	
		Speed (m/s)	13.67	13.38	12.94	12.94	13.67	14.07	14.19	13.15	12.36	11.74	13.17	
		Stride length (m)	5.98	5.92	5.99	5.95	5.85	5.96	6.09	5.78	5.62	5.67	5.88	
		Stride duration (s)	0.438	0.442	0.463	0.460	0.428	0.424	0.429	0.440	0.455	0.483	0.446	
		Stride efficiency (%)	55.96	54.71	56.11	55.39	53.49	55.59	57.90	52.21	49.40	50.31	53.99	
		Stride count	30.08	33.80	33.38	33.59	34.19	33.53	32.86	34.60	35.57	35.25	336.85	

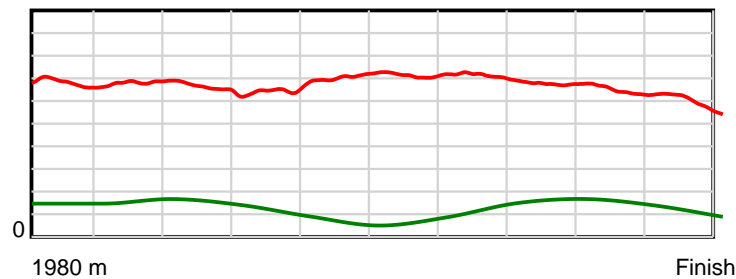
10 m Stride length



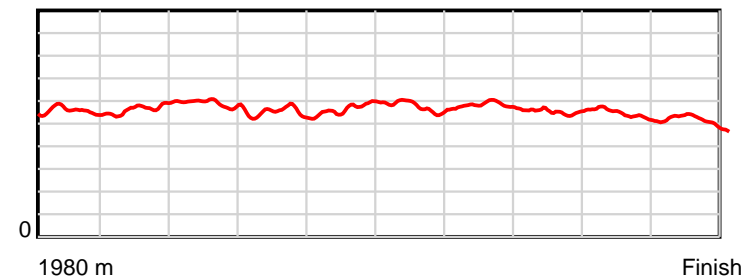
0.6 s Stride duration



20 m/sec Speed



100 % Stride efficiency



Note: Horizontal distance axis grid lines are 200m furlongs.

Disclaimer.

HRNZ and NZMTC and Thoroughbred Ratings Pty Ltd accepts no responsibility for the completeness or accuracy of any of the information contained herein, and makes no representations about its suitability for any particular purpose. Users should make their own judgements about those matters and/or seek independent advice. You assume all risks associated with use of the data provided on this page.