



## Race Results

NZ Metropolitan Trotting Club Inc, HRNZ, June 21, 2020

Compilation date: June 21, 2020, 4:18:49 PM (NZST)

Copyright © 2020 HRNZ and NZMTC. All rights reserved.

### Trademarks.

StrideMASTER is a registered trademark of Thoroughbred Ratings Pty Ltd.

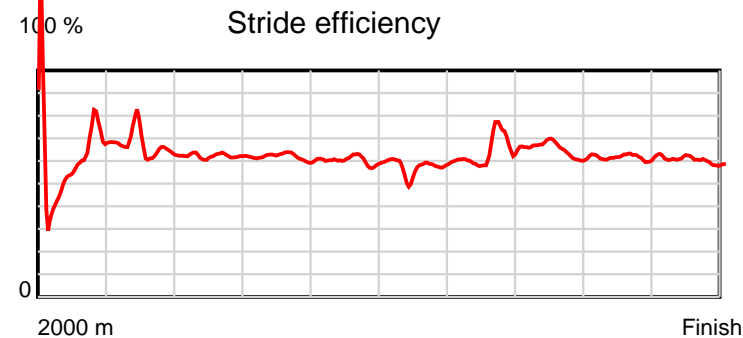
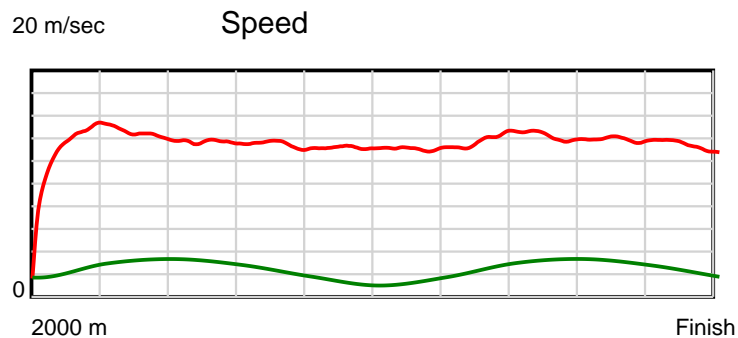
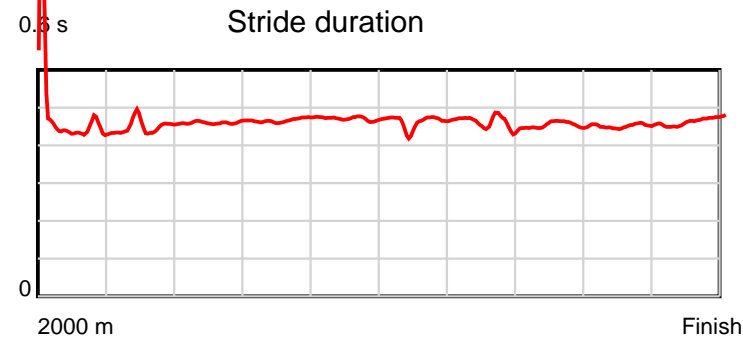
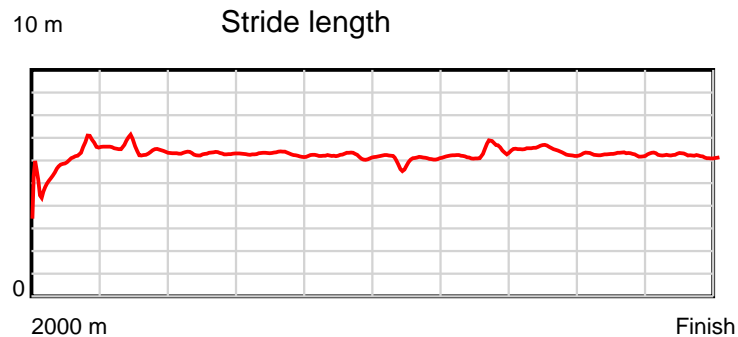
### Disclaimer.

HRNZ and NZMTC and Thoroughbred Ratings Pty Ltd accepts no responsibility for the completeness or accuracy of any of the information contained herein, and makes no representations about its suitability for any particular purpose. Users should make their own judgements about those matters and/or seek independent advice. You assume all risks associated with use of the data provided on this page.

# Race Results

June 21, 2020, Race 7, HRS CONSTRUCTION PACE, Distance 2000m, Addington - Survey 3200m

Result	TAB no.	Horse (Barrier)	2000 to	1800m to	1600m to	1400m to	1200m to	1000m to	800m to	600m to	400m to	200m to	Total or	Margin
1st	9	American Snipe... (9)	1800m	1600m	1400m	1200m	1000m	800m	600m	400m	200m	WP	Average	
		Position in running (margin)	-	3(0.8)	3(3.9)	3(5.6)	3(4.7)	3(4.0)	3(3.6)	2(0.7)	1(0.0)	1(0.0)		0.00
		Sectional time (s)	15.88	14.33	14.81	14.76	15.15	15.43	14.48	14.41	14.54	15.16		
		Cumulative time (s)	148.95	133.07	118.74	103.93	89.17	74.02	58.59	44.11	29.70	15.16	2:28.95	
		Speed (m/s)	12.59	13.96	13.50	13.55	13.20	12.96	13.81	13.88	13.76	13.19	13.43	
		Stride length (m)	5.79	6.25	6.22	6.33	6.21	5.99	6.26	6.30	6.21	6.14	6.17	
		Stride duration (s)	0.445	0.448	0.461	0.467	0.470	0.462	0.453	0.454	0.452	0.465	0.459	
		Stride efficiency (%)	52.41	60.98	60.46	62.62	60.27	55.98	61.25	62.10	60.33	58.84	59.41	
		Stride count	34.53	32.02	32.15	31.59	32.20	33.42	31.95	31.73	32.19	32.59	324.37	



Note: Horizontal distance axis grid lines are 200m furlongs.

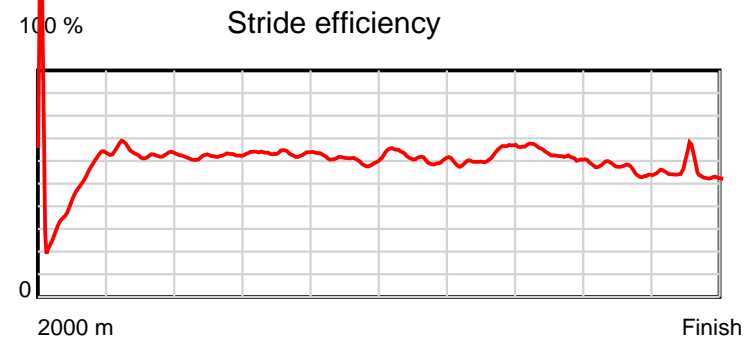
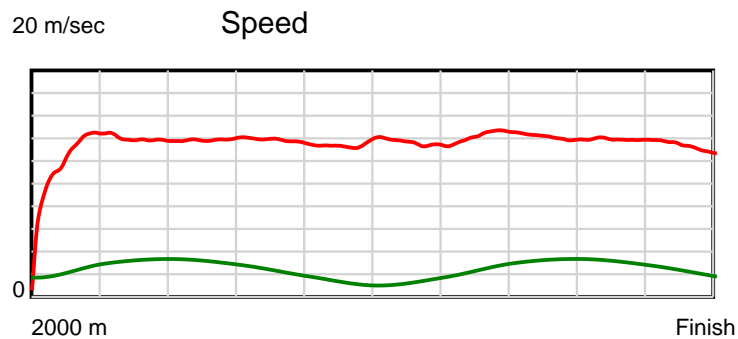
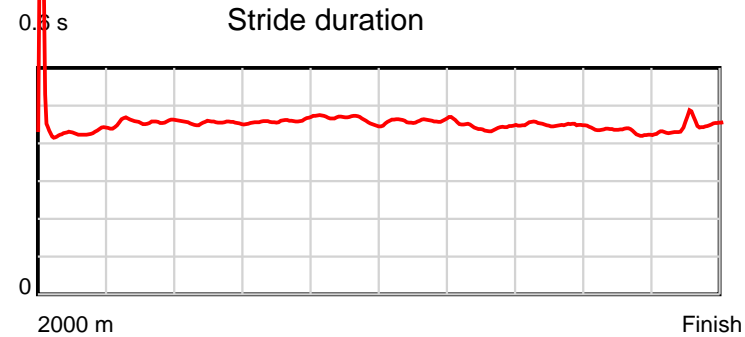
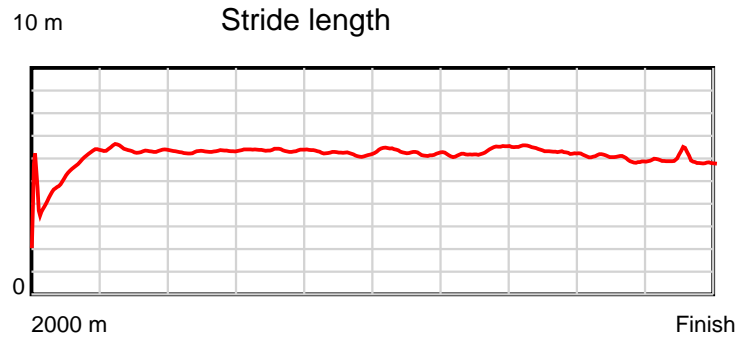
#### Disclaimer.

HRNZ and NZMTC and Thoroughbred Ratings Pty Ltd accepts no responsibility for the completeness or accuracy of any of the information contained herein, and makes no representations about its suitability for any particular purpose. Users should make their own judgements about those matters and/or seek independent advice. You assume all risks associated with use of the data provided on this page.

# Race Results

June 21, 2020, Race 7, HRS CONSTRUCTION PACE, Distance 2000m, Addington - Survey 3200m

Result	TAB no.	Horse (Barrier)	2000 to 1800m	1800m to 1600m	1600m to 1400m	1400m to 1200m	1200m to 1000m	1000m to 800m	800m to 600m	600m to 400m	400m to 200m	200m to WP	Total or Average	Margin
2nd	2	Prairie (2)												
		Position in running (margin)	-	7(8.1)	6(12.5)	6(12.9)	5(10.4)	5(9.0)	4(5.8)	1(0.0)	2(0.3)	2(1.1)		1.40
		Sectional time (s)	17.11	14.54	14.60	14.48	15.03	14.96	14.01	14.58	14.67	15.23		
		Cumulative time (s)	149.21	132.10	117.56	102.96	88.48	73.45	58.49	44.48	29.90	15.23	2:29.21	
		Speed (m/s)	11.69	13.76	13.70	13.81	13.31	13.37	14.28	13.72	13.63	13.13	13.40	
		Stride length (m)	5.12	6.29	6.22	6.36	6.17	6.16	6.33	6.16	5.88	5.86	6.03	
		Stride duration (s)	0.438	0.457	0.454	0.460	0.464	0.461	0.443	0.449	0.431	0.446	0.450	
		Stride efficiency (%)	41.02	61.82	60.50	63.13	59.43	59.31	62.54	59.24	54.05	53.61	56.85	
		Stride count	39.03	31.80	32.14	31.47	32.43	32.46	31.61	32.48	34.01	34.15	331.58	



Note: Horizontal distance axis grid lines are 200m furlongs.

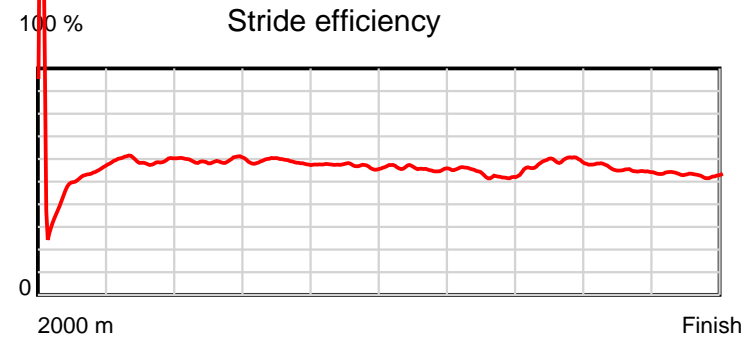
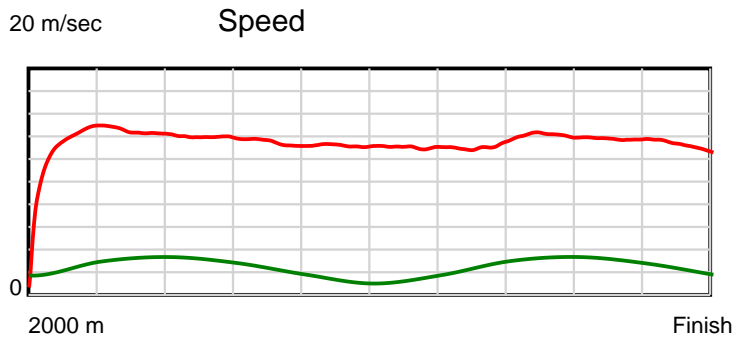
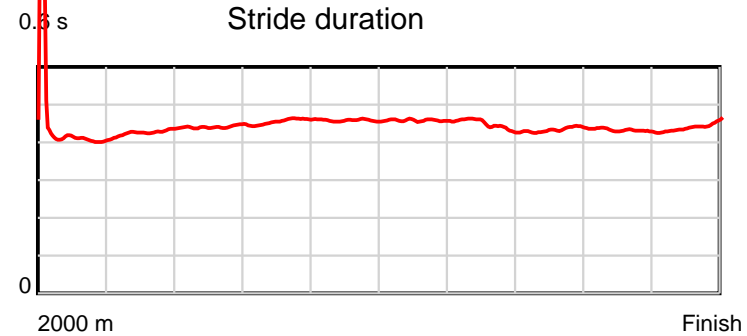
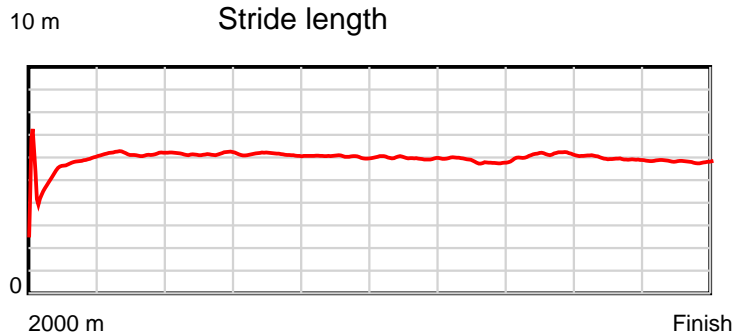
#### Disclaimer.

HRNZ and NZMTC and Thoroughbred Ratings Pty Ltd accepts no responsibility for the completeness or accuracy of any of the information contained herein, and makes no representations about its suitability for any particular purpose. Users should make their own judgements about those matters and/or seek independent advice. You assume all risks associated with use of the data provided on this page.

# Race Results

June 21, 2020, Race 7, HRS CONSTRUCTION PACE, Distance 2000m, Addington - Survey 3200m

Result	TAB no.	Horse (Barrier)	2000 to	1800m to	1600m to	1400m to	1200m to	1000m to	800m to	600m to	400m to	200m to	Total or	Margin
3rd	3	Loch Ness Fran... (3)	1800m	1600m	1400m	1200m	1000m	800m	600m	400m	200m	WP	Average	
		Position in running (margin)	-	2(0.8)	2(2.6)	2(2.2)	2(1.9)	2(2.1)	2(1.9)	4(3.5)	3(2.9)	3(3.3)		4.20
		Sectional time (s)	15.76	14.12	14.47	14.86	15.29	15.48	15.24	14.42	14.61	15.46		
		Cumulative time (s)	149.71	133.95	119.83	105.36	90.50	75.21	59.73	44.49	30.07	15.46	2:29.71	
		Speed (m/s)	12.69	14.16	13.82	13.46	13.08	12.92	13.12	13.87	13.69	12.94	13.36	
		Stride length (m)	5.35	6.05	6.10	6.13	5.99	5.92	5.86	6.02	5.91	5.73	5.90	
		Stride duration (s)	0.422	0.427	0.441	0.456	0.458	0.458	0.446	0.434	0.432	0.443	0.441	
		Stride efficiency (%)	44.79	57.19	58.13	58.80	56.10	54.79	53.61	56.61	54.54	51.30	54.36	
		Stride count	37.36	33.06	32.79	32.60	33.38	33.78	34.14	33.23	33.85	34.91	339.10	



Note: Horizontal distance axis grid lines are 200m furlongs.

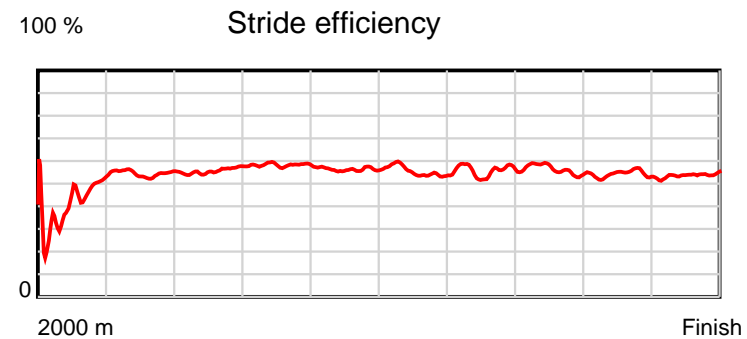
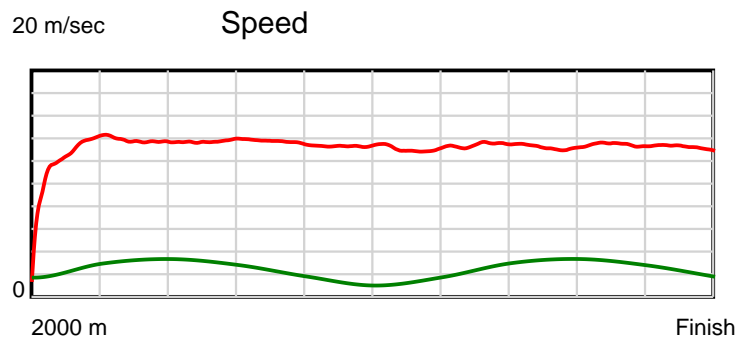
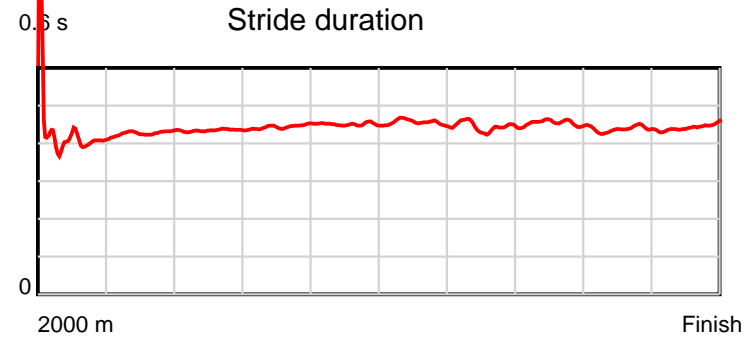
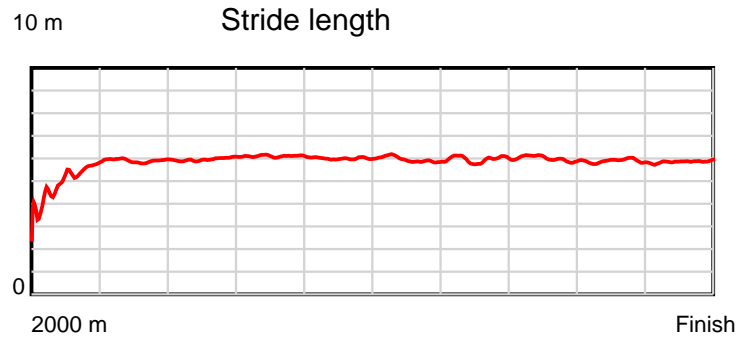
#### Disclaimer.

HRNZ and NZMTC and Thoroughbred Ratings Pty Ltd accepts no responsibility for the completeness or accuracy of any of the information contained herein, and makes no representations about its suitability for any particular purpose. Users should make their own judgements about those matters and/or seek independent advice. You assume all risks associated with use of the data provided on this page.

# Race Results

June 21, 2020, Race 7, HRS CONSTRUCTION PACE, Distance 2000m, Addington - Survey 3200m

Result	TAB no.	Horse (Barrier)	2000 to	1800m to	1600m to	1400m to	1200m to	1000m to	800m to	600m to	400m to	200m to	Total or	Margin
4th	1	Southern Storm (1)	1800m	1600m	1400m	1200m	1000m	800m	600m	400m	200m	WP	Average	
		Position in running (margin)	-	5(6.1)	4(10.3)	4(10.6)	4(8.6)	4(7.4)	5(6.1)	6(5.8)	6(10.3)	4(13.6)		13.00
		Sectional time (s)	16.89	14.50	14.58	14.57	15.06	15.29	14.92	15.26	15.09	15.13		
		Cumulative time (s)	151.29	134.40	119.90	105.32	90.75	75.69	60.40	45.48	30.22	15.13	2:31.29	
		Speed (m/s)	11.84	13.79	13.72	13.73	13.28	13.08	13.40	13.11	13.25	13.22	13.22	
		Stride length (m)	4.93	5.90	5.95	6.10	5.97	5.94	5.96	5.95	5.79	5.87	5.82	
		Stride duration (s)	0.405	0.428	0.434	0.445	0.450	0.455	0.445	0.454	0.437	0.444	0.440	
		Stride efficiency (%)	37.91	54.35	55.34	58.17	55.75	55.22	55.52	55.35	52.39	53.88	52.89	
		Stride count	40.61	33.91	33.61	32.78	33.48	33.64	33.55	33.61	34.54	34.06	343.79	



Note: Horizontal distance axis grid lines are 200m furlongs.

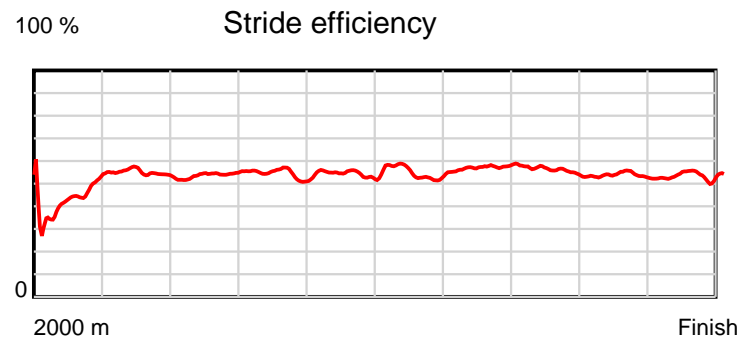
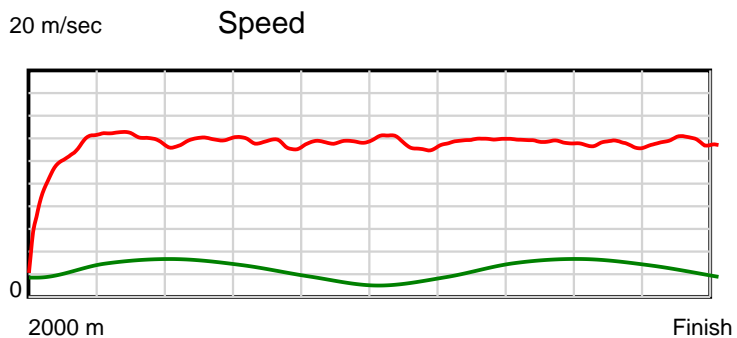
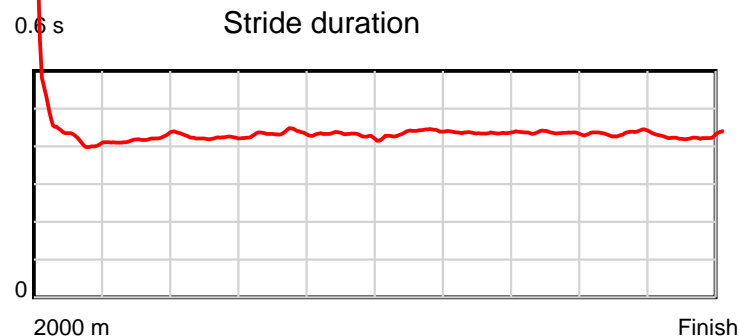
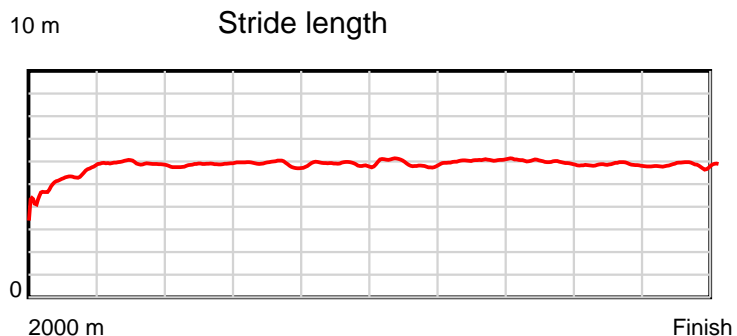
#### Disclaimer.

HRNZ and NZMTC and Thoroughbred Ratings Pty Ltd accepts no responsibility for the completeness or accuracy of any of the information contained herein, and makes no representations about its suitability for any particular purpose. Users should make their own judgements about those matters and/or seek independent advice. You assume all risks associated with use of the data provided on this page.

# Race Results

June 21, 2020, Race 7, HRS CONSTRUCTION PACE, Distance 2000m, Addington - Survey 3200m

Result	TAB no.	Horse (Barrier)	2000 to	1800m to	1600m to	1400m to	1200m to	1000m to	800m to	600m to	400m to	200m to	Total or	Margin
5th	7	Corravally Sta... (7)	1800m	1600m	1400m	1200m	1000m	800m	600m	400m	200m	WP	Average	
		Position in running (margin)	-	11(14.6)	10(20.2)	10(20.2)	9(19.4)	10(16.5)	10(14.0)	10(11.2)	9(14.0)	8(17.7)		13.90
		Sectional time (s)	18.23	14.74	14.53	14.77	14.79	15.07	14.51	14.99	15.17	14.64		
		Cumulative time (s)	151.44	133.21	118.47	103.94	89.17	74.38	59.31	44.80	29.81	14.64	2:31.44	
		Speed (m/s)	10.97	13.57	13.76	13.54	13.52	13.27	13.78	13.34	13.18	13.66	13.21	
		Stride length (m)	5.16	5.70	5.83	5.89	5.81	5.81	6.01	5.81	5.73	5.81	5.75	
		Stride duration (s)	0.447	0.420	0.424	0.435	0.430	0.438	0.436	0.435	0.435	0.425	0.435	
		Stride efficiency (%)	41.58	50.72	53.10	54.14	52.80	52.82	56.47	52.73	51.34	52.83	51.62	
		Stride count	38.77	35.11	34.31	33.98	34.41	34.40	33.27	34.43	34.89	34.40	347.97	



Note: Horizontal distance axis grid lines are 200m furlongs.

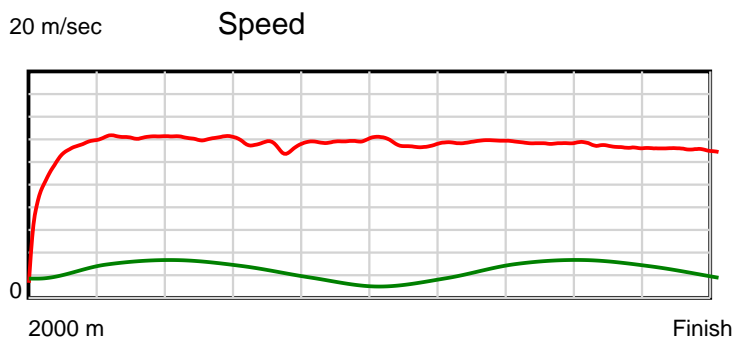
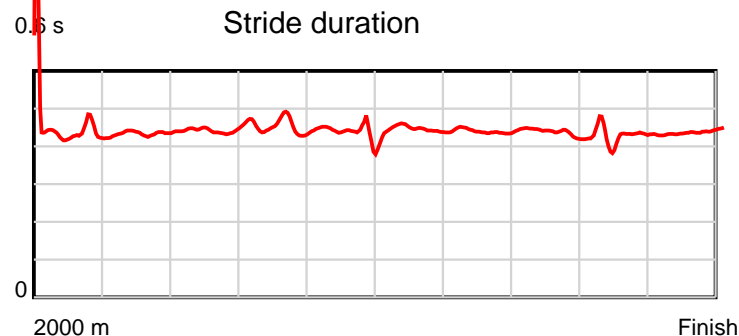
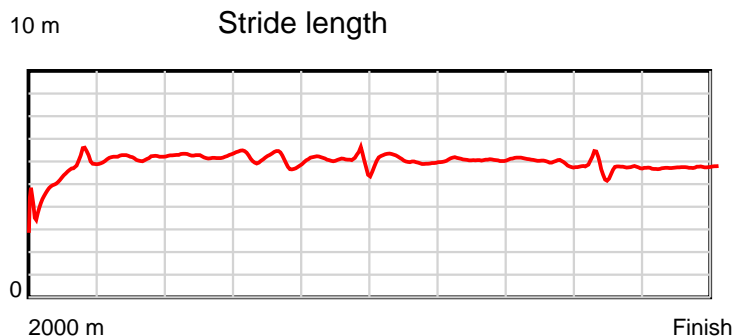
#### Disclaimer.

HRNZ and NZMTC and Thoroughbred Ratings Pty Ltd accepts no responsibility for the completeness or accuracy of any of the information contained herein, and makes no representations about its suitability for any particular purpose. Users should make their own judgements about those matters and/or seek independent advice. You assume all risks associated with use of the data provided on this page.

# Race Results

June 21, 2020, Race 7, HRS CONSTRUCTION PACE, Distance 2000m, Addington - Survey 3200m

Result	TAB no.	Horse (Barrier)	2000 to	1800m to	1600m to	1400m to	1200m to	1000m to	800m to	600m to	400m to	200m to	Total or	Margin
6th	4	<b>Reklaw's Jules (4)</b>	<b>1800m</b>	<b>1600m</b>	<b>1400m</b>	<b>1200m</b>	<b>1000m</b>	<b>800m</b>	<b>600m</b>	<b>400m</b>	<b>200m</b>	<b>WP</b>	<b>Average</b>	
		Position in running (margin)	-	9(11.2)	8(15.4)	8(15.1)	7(15.4)	7(12.1)	8(9.8)	7(7.1)	7(10.4)	5(16.1)		15.90
		Sectional time (s)	17.66	14.51	14.48	14.95	14.72	15.10	14.53	15.07	15.48	15.31		
		Cumulative time (s)	151.81	134.15	119.64	105.16	90.21	75.49	60.39	45.86	30.79	15.31	2:31.81	
		Speed (m/s)	11.32	13.78	13.81	13.38	13.59	13.25	13.76	13.27	12.92	13.06	13.17	
		Stride length (m)	5.19	5.98	6.12	6.05	5.90	5.90	6.06	5.78	5.51	5.73	5.81	
		Stride duration (s)	0.435	0.434	0.443	0.452	0.434	0.446	0.441	0.436	0.427	0.439	0.441	
		Stride efficiency (%)	42.10	55.82	58.48	57.23	54.41	54.43	57.42	52.28	47.53	51.29	52.74	
		Stride count	38.53	33.46	32.69	33.05	33.90	33.89	32.99	34.58	36.27	34.91	344.27	



Note: Horizontal distance axis grid lines are 200m furlongs.

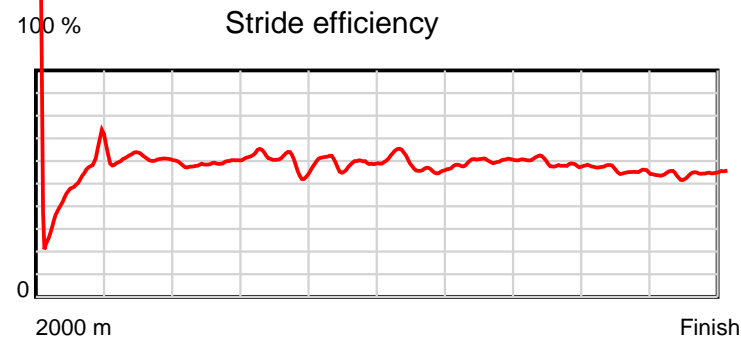
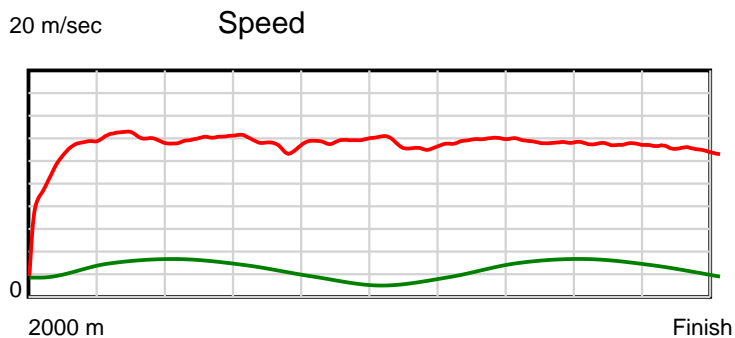
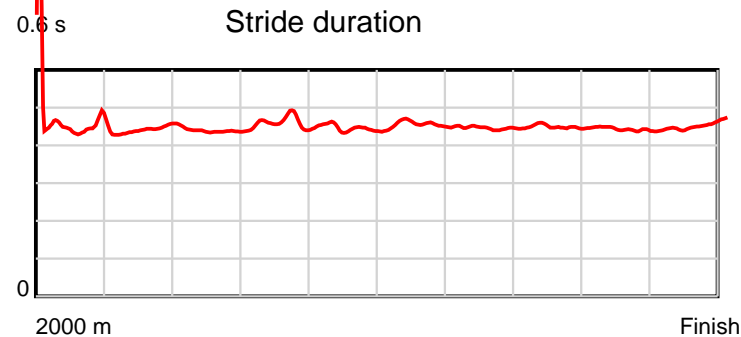
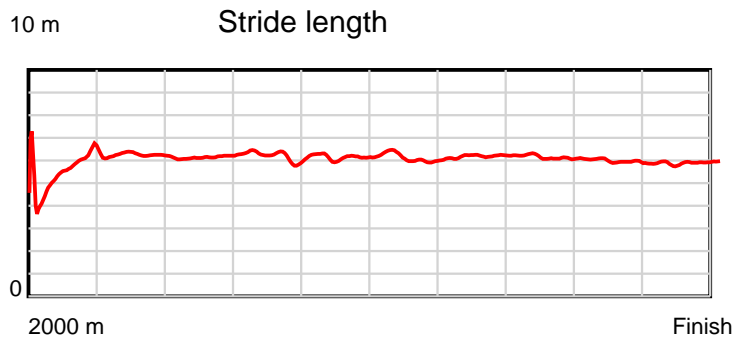
#### Disclaimer.

HRNZ and NZMTC and Thoroughbred Ratings Pty Ltd accepts no responsibility for the completeness or accuracy of any of the information contained herein, and makes no representations about its suitability for any particular purpose. Users should make their own judgements about those matters and/or seek independent advice. You assume all risks associated with use of the data provided on this page.

# Race Results

June 21, 2020, Race 7, HRS CONSTRUCTION PACE, Distance 2000m, Addington - Survey 3200m

Result	TAB no.	Horse (Barrier)	2000 to	1800m to	1600m to	1400m to	1200m to	1000m to	800m to	600m to	400m to	200m to	Total or	Margin
7th	11	Money Honey (11)	1800m	1600m	1400m	1200m	1000m	800m	600m	400m	200m	WP	Average	
		Position in running (margin)	-	10(13.9)	9(19.0)	9(18.3)	8(17.5)	8(14.3)	9(12.1)	8(8.7)	8(13.4)	9(17.8)		17.70
		Sectional time (s)	18.10	14.65	14.42	14.77	14.73	15.13	14.41	15.31	15.28	15.33		
		Cumulative time (s)	152.13	134.03	119.38	104.96	90.19	75.46	60.33	45.92	30.61	15.33	2:32.13	
		Speed (m/s)	11.05	13.65	13.87	13.54	13.58	13.22	13.88	13.06	13.09	13.05	13.15	
		Stride length (m)	5.23	6.03	6.08	6.23	6.04	6.03	6.19	5.87	5.79	5.93	5.93	
		Stride duration (s)	0.447	0.442	0.438	0.460	0.445	0.456	0.446	0.449	0.442	0.455	0.451	
		Stride efficiency (%)	42.79	56.88	57.71	60.74	56.98	56.87	59.84	53.86	52.35	55.03	54.95	
		Stride count	38.22	33.15	32.91	32.08	33.12	33.15	32.32	34.07	34.56	33.70	337.28	



Note: Horizontal distance axis grid lines are 200m furlongs.

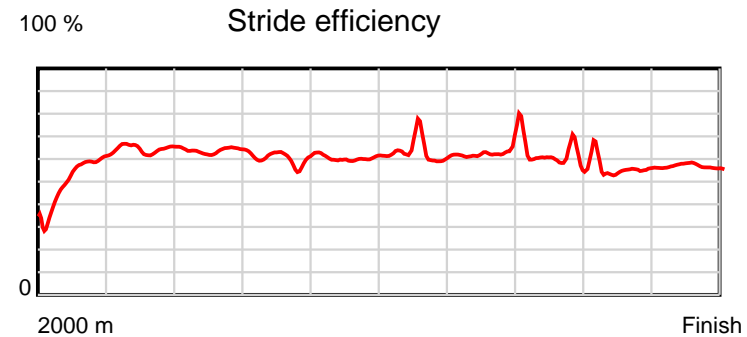
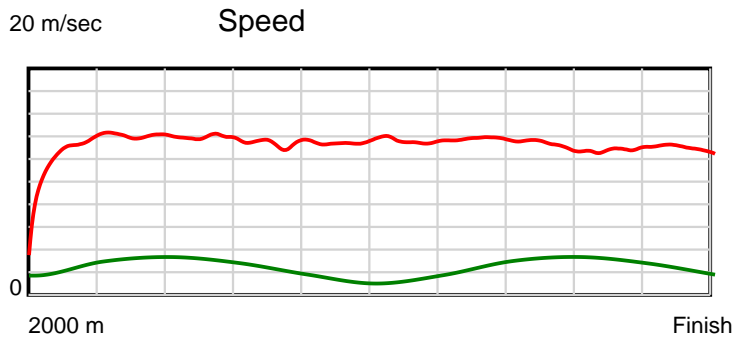
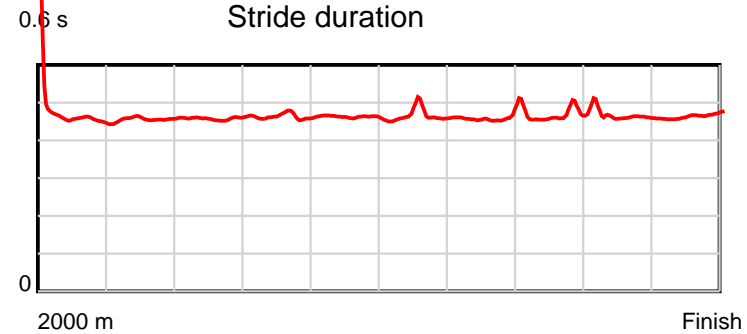
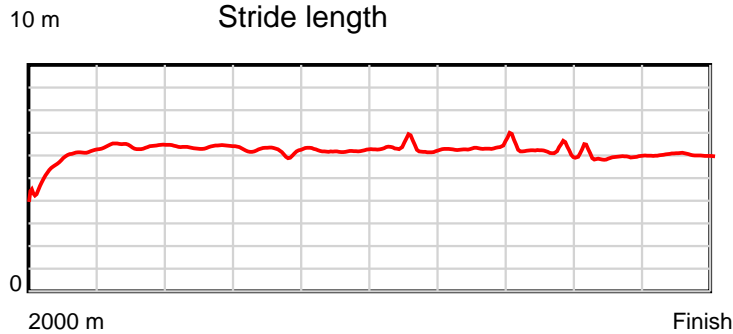
#### Disclaimer.

HRNZ and NZMTC and Thoroughbred Ratings Pty Ltd accepts no responsibility for the completeness or accuracy of any of the information contained herein, and makes no representations about its suitability for any particular purpose. Users should make their own judgements about those matters and/or seek independent advice. You assume all risks associated with use of the data provided on this page.

# Race Results

June 21, 2020, Race 7, HRS CONSTRUCTION PACE, Distance 2000m, Addington - Survey 3200m

Result	TAB no.	Horse (Barrier)	2000 to	1800m to	1600m to	1400m to	1200m to	1000m to	800m to	600m to	400m to	200m to	Total or	Margin
8th	12	Don't Write Me... (12)	1800m	1600m	1400m	1200m	1000m	800m	600m	400m	200m	WP	Average	
		Position in running (margin)	-	8(9.1)	7(12.9)	7(13.4)	6(13.2)	6(11.3)	6(7.9)	5(5.4)	5(10.2)	7(17.5)		18.50
		Sectional time (s)	17.33	14.44	14.61	14.87	14.96	14.92	14.57	15.31	15.77	15.50		
		Cumulative time (s)	152.28	134.95	120.51	105.90	91.03	76.07	61.15	46.58	31.27	15.50	2:32.28	
		Speed (m/s)	11.54	13.85	13.69	13.45	13.37	13.40	13.73	13.06	12.68	12.90	13.13	
		Stride length (m)	5.71	6.32	6.27	6.23	6.18	6.21	6.31	6.08	5.87	6.01	6.11	
		Stride duration (s)	0.462	0.456	0.458	0.463	0.462	0.463	0.460	0.465	0.462	0.466	0.465	
		Stride efficiency (%)	50.92	62.37	61.42	60.59	59.61	60.29	62.24	57.69	53.77	56.46	58.36	
		Stride count	35.03	31.66	31.90	32.12	32.38	32.20	31.69	32.92	34.09	33.27	327.26	



Note: Horizontal distance axis grid lines are 200m furlongs.

#### Disclaimer.

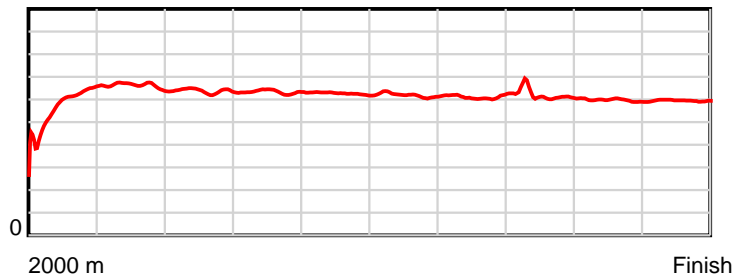
HRNZ and NZMTC and Thoroughbred Ratings Pty Ltd accepts no responsibility for the completeness or accuracy of any of the information contained herein, and makes no representations about its suitability for any particular purpose. Users should make their own judgements about those matters and/or seek independent advice. You assume all risks associated with use of the data provided on this page.

# Race Results

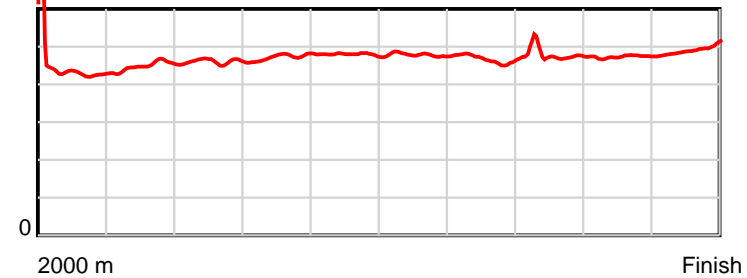
June 21, 2020, Race 7, HRS CONSTRUCTION PACE, Distance 2000m, Addington - Survey 3200m

Result	TAB no.	Horse (Barrier)	2000 to	1800m to	1600m to	1400m to	1200m to	1000m to	800m to	600m to	400m to	200m to	Total or	Margin
9th	10	Starkers (10)	1800m	1600m	1400m	1200m	1000m	800m	600m	400m	200m	WP	Average	
		Position in running (margin)	-	1(0.0)	1(0.0)	1(0.0)	1(0.0)	1(0.0)	1(0.0)	3(1.4)	4(7.9)	6(16.3)		23.80
		Sectional time (s)	15.78	13.81	14.53	14.90	15.27	15.50	15.20	15.61	15.94	16.69		
		Cumulative time (s)	153.23	137.45	123.64	109.11	94.21	78.94	63.44	48.24	32.63	16.69	2:33.23	
		Speed (m/s)	12.67	14.48	13.76	13.42	13.10	12.90	13.16	12.81	12.55	11.98	13.05	
		Stride length (m)	5.64	6.50	6.34	6.34	6.28	6.17	6.14	6.10	5.94	5.91	6.13	
		Stride duration (s)	0.434	0.449	0.461	0.473	0.479	0.478	0.467	0.476	0.473	0.494	0.469	
		Stride efficiency (%)	49.77	65.96	62.86	62.89	61.61	59.54	58.91	58.15	55.12	54.65	58.67	
		Stride count	35.44	30.78	31.53	31.53	31.85	32.40	32.57	32.79	33.68	33.82	326.39	

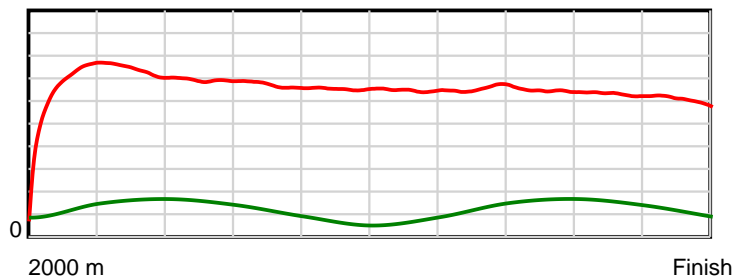
10 m Stride length



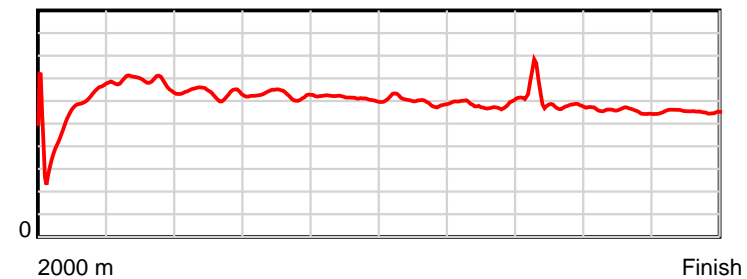
0.5 s Stride duration



20 m/sec Speed



100 % Stride efficiency



Note: Horizontal distance axis grid lines are 200m furlongs.

## Disclaimer.

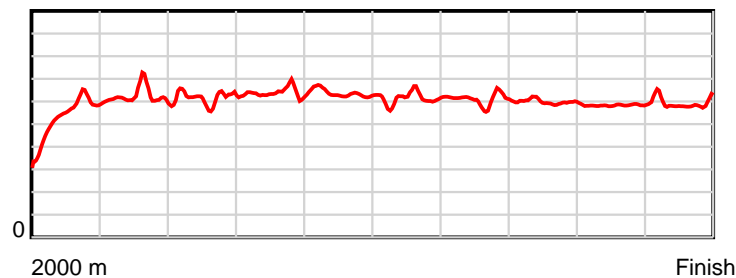
HRNZ and NZMTC and Thoroughbred Ratings Pty Ltd accepts no responsibility for the completeness or accuracy of any of the information contained herein, and makes no representations about its suitability for any particular purpose. Users should make their own judgements about those matters and/or seek independent advice. You assume all risks associated with use of the data provided on this page.

# Race Results

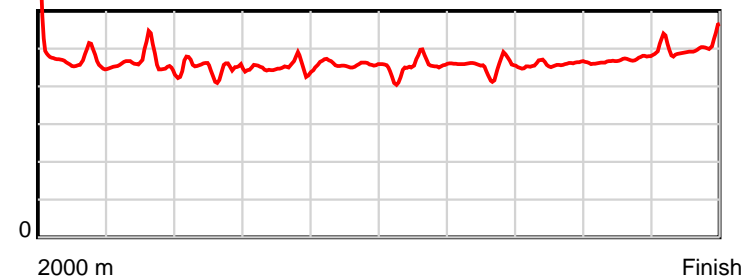
June 21, 2020, Race 7, HRS CONSTRUCTION PACE, Distance 2000m, Addington - Survey 3200m

Result	TAB no.	Horse (Barrier)	2000 to	1800m to	1600m to	1400m to	1200m to	1000m to	800m to	600m to	400m to	200m to	Total or	Margin
10th	6	Arizona Star (6)	1800m	1600m	1400m	1200m	1000m	800m	600m	400m	200m	WP	Average	
		Position in running (margin)	-	12(17.1)	11(23.6)	11(24.5)	11(19.5)	9(14.4)	7(9.5)	9(9.5)	10(15.0)	10(24.9)		34.30
		Sectional time (s)	18.53	14.90	14.67	14.09	14.41	14.69	14.97	15.44	16.20	17.22		
		Cumulative time (s)	155.12	136.59	121.69	107.02	92.93	78.52	63.83	48.86	33.42	17.22	2:35.12	
		Speed (m/s)	10.79	13.42	13.63	14.19	13.88	13.61	13.36	12.95	12.35	11.61	12.89	
		Stride length (m)	5.36	6.04	6.05	6.20	6.33	6.09	5.99	5.92	5.80	5.85	5.95	
		Stride duration (s)	0.470	0.450	0.443	0.437	0.456	0.447	0.448	0.457	0.470	0.504	0.462	
		Stride efficiency (%)	44.91	56.93	57.11	60.06	62.62	57.89	56.12	54.79	52.55	53.54	55.35	
		Stride count	37.31	33.14	33.08	32.26	31.59	32.86	33.37	33.78	34.49	34.17	336.05	

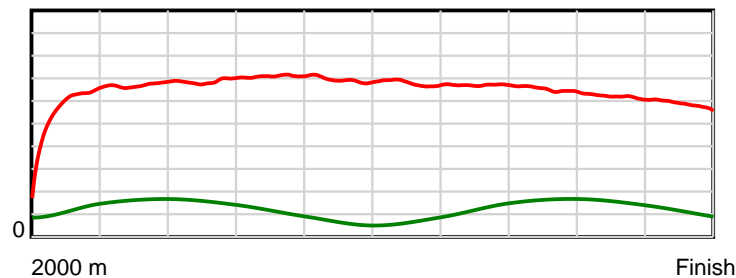
10 m Stride length



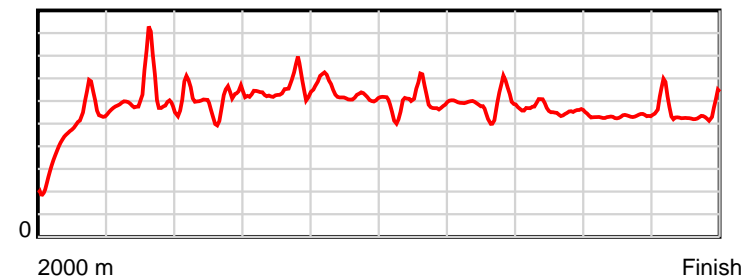
0.6 s Stride duration



20 m/sec Speed



100 % Stride efficiency



Note: Horizontal distance axis grid lines are 200m furlongs.

## Disclaimer.

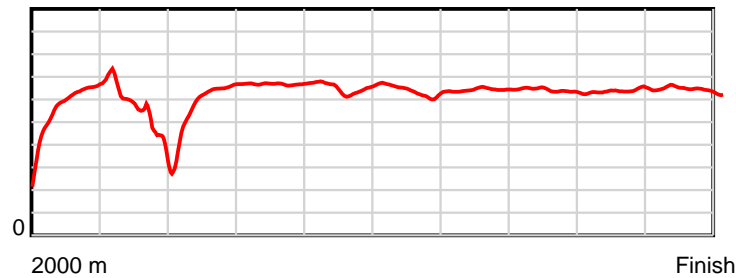
HRNZ and NZMTC and Thoroughbred Ratings Pty Ltd accepts no responsibility for the completeness or accuracy of any of the information contained herein, and makes no representations about its suitability for any particular purpose. Users should make their own judgements about those matters and/or seek independent advice. You assume all risks associated with use of the data provided on this page.

# Race Results

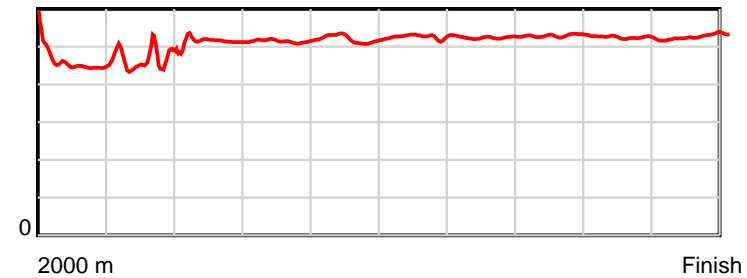
June 21, 2020, Race 7, HRS CONSTRUCTION PACE, Distance 2000m, Addington - Survey 3200m

Result	TAB no.	Horse (Barrier)	2000 to	1800m to	1600m to	1400m to	1200m to	1000m to	800m to	600m to	400m to	200m to	Total or	Margin
11th	8	<b>Franco Nathan (8)</b>	<b>1800m</b>	<b>1600m</b>	<b>1400m</b>	<b>1200m</b>	<b>1000m</b>	<b>800m</b>	<b>600m</b>	<b>400m</b>	<b>200m</b>	<b>WP</b>	<b>Average</b>	
		Position in running (margin)	-	4(3.3)	12(40.5)	12(59.2)	12(62.0)	11(67.9)	11(75.6)	11(83.2)	11(96.6)	11(108.1)		108.00
		Sectional time (s)	16.29	20.00	17.65	15.37	16.25	16.79	16.24	16.75	16.46	16.59		
		Cumulative time (s)	168.39	152.10	132.10	114.45	99.08	82.83	66.04	49.80	33.05	16.59	2:48.39	
		Speed (m/s)	12.28	10.00	11.33	13.01	12.31	11.91	12.32	11.94	12.15	12.06	11.88	
		Stride length (m)	5.80	4.58	5.87	6.71	6.40	6.28	6.46	6.32	6.36	6.38	6.05	
		Stride duration (s)	0.458	0.458	0.518	0.516	0.520	0.527	0.524	0.529	0.523	0.529	0.509	
		Stride efficiency (%)	52.48	32.83	53.90	70.29	64.08	61.57	65.15	62.37	63.18	63.57	57.21	
		Stride count	34.51	43.63	34.05	29.82	31.23	31.86	30.98	31.66	31.45	31.36	330.55	

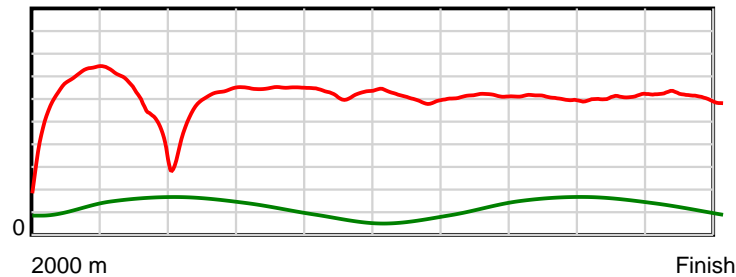
10 m Stride length



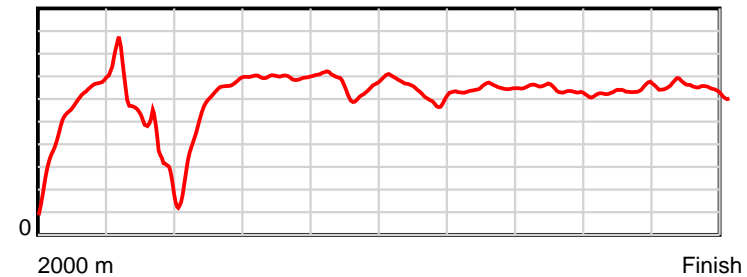
0.6 s Stride duration



20 m/sec Speed



100 % Stride efficiency



Note: Horizontal distance axis grid lines are 200m furlongs.

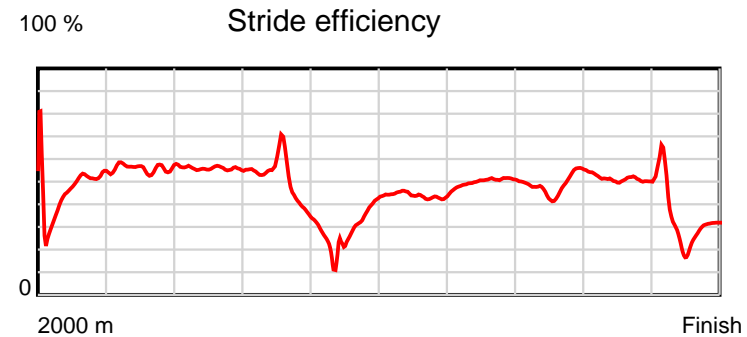
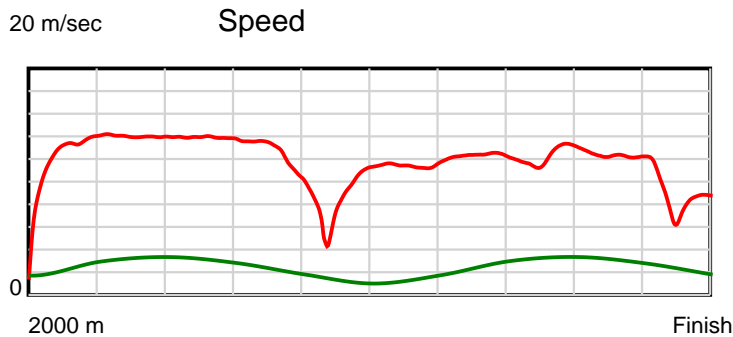
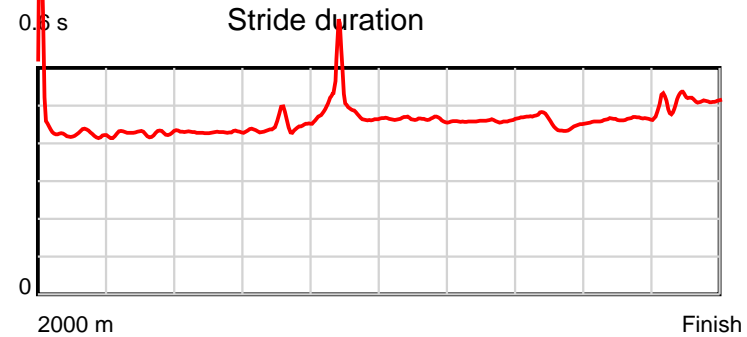
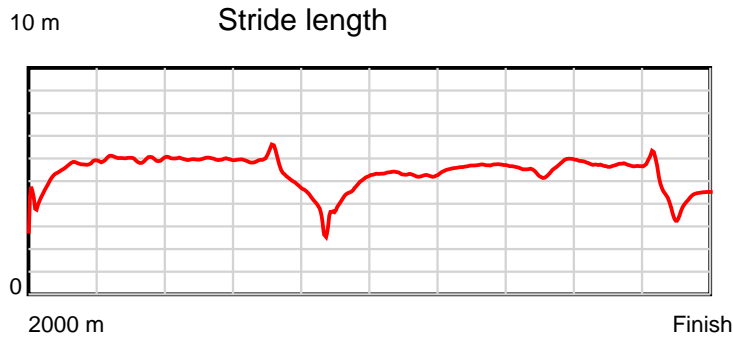
## Disclaimer.

HRNZ and NZMTC and Thoroughbred Ratings Pty Ltd accepts no responsibility for the completeness or accuracy of any of the information contained herein, and makes no representations about its suitability for any particular purpose. Users should make their own judgements about those matters and/or seek independent advice. You assume all risks associated with use of the data provided on this page.

# Race Results

June 21, 2020, Race 7, HRS CONSTRUCTION PACE, Distance 2000m, Addington - Survey 3200m

Result	TAB no.	Horse (Barrier)	2000 to	1800m to	1600m to	1400m to	1200m to	1000m to	800m to	600m to	400m to	200m to	Total or	Margin
12th	5	Mossdale Mac (5)	1800m	1600m	1400m	1200m	1000m	800m	600m	400m	200m	WP	Average	
		Position in running (margin)	-	6(7.1)	5(11.5)	5(11.5)	10(19.5)	12(72.5)	12(83.2)	12(90.9)	12(101.5)	12(112.0)		151.00
		Sectional time (s)	16.88	14.54	14.54	16.23	24.11	17.28	16.25	16.29	16.30	23.71		
		Cumulative time (s)	176.13	159.25	144.71	130.17	113.94	89.83	72.55	56.30	40.01	23.71	2:56.13	
		Speed (m/s)	11.85	13.76	13.76	12.32	8.30	11.57	12.31	12.28	12.27	8.44	11.36	
		Stride length (m)	5.25	5.88	5.91	5.49	4.15	5.36	5.66	5.59	5.68	4.33	5.26	
		Stride duration (s)	0.430	0.428	0.430	0.445	0.500	0.463	0.460	0.456	0.463	0.513	0.463	
		Stride efficiency (%)	43.09	54.07	54.56	47.07	26.89	44.93	50.07	48.90	50.40	29.24	43.19	
		Stride count	38.09	34.00	33.85	36.44	48.21	37.30	35.33	35.75	35.22	46.24	380.43	



Note: Horizontal distance axis grid lines are 200m furlongs.

**Disclaimer.**

HRNZ and NZMTC and Thoroughbred Ratings Pty Ltd accepts no responsibility for the completeness or accuracy of any of the information contained herein, and makes no representations about its suitability for any particular purpose. Users should make their own judgements about those matters and/or seek independent advice. You assume all risks associated with use of the data provided on this page.