



Race Results

NZ Metropolitan Trotting Club Inc, HRNZ, June 28, 2020

Compilation date: June 28, 2020, 5:06:12 PM (NZST)

Copyright © 2020 HRNZ and NZMTC. All rights reserved.

Trademarks.

StrideMASTER is a registered trademark of Thoroughbred Ratings Pty Ltd.

Disclaimer.

HRNZ and NZMTC and Thoroughbred Ratings Pty Ltd accepts no responsibility for the completeness or accuracy of any of the information contained herein, and makes no representations about its suitability for any particular purpose. Users should make their own judgements about those matters and/or seek independent advice. You assume all risks associated with use of the data provided on this page.



Race Results



June 28, 2020, Race 1, MIKE STRATFORD MEMORIAL AMATEUR DRIVERS MOBILE PACE, Distance 2600m, Addington - Survey 3200m

Result	TAB no.	Horse (Barrier)	2600 to	2400m to
1st	12	Glacier Coaste... (11)	2400m	2200m
		Position in running (margin)	-	10(6.6)
		Sectional time (s)	14.42	15.05
		Cumulative time (s)	197.57	183.15
		Speed (m/s)	13.87	13.29
		Stride length (m)	6.41	6.20
		Stride duration (s)	0.451	0.467
		Stride efficiency (%)	64.22	60.15
		Stride count	31.20	32.24

Disclaimer.

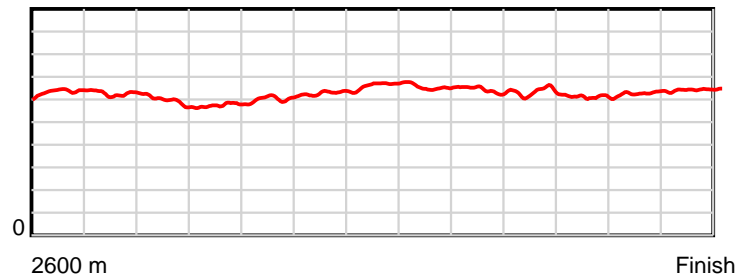
HRNZ and NZMTC and Thoroughbred Ratings Pty Ltd accepts no responsibility for the completeness or accuracy of any of the information contained herein, and makes no representations about its suitability for any particular purpose. Users should make their own judgements about those matters and/or seek independent advice. You assume all risks associated with use of the data provided on this page.

Race Results

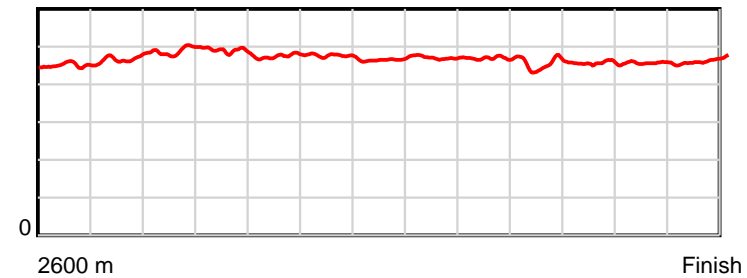
June 28, 2020, Race 1, MIKE STRATFORD MEMORIAL AMATEUR DRIVERS MOBILE PACE, Distance 2600m, Addington - Survey 3200m

Result	TAB no.	Horse (Barrier)	2200m to	2000m to	1800m to	1600m to	1400m to	1200m to	1000m to	800m to	600m to	400m to	200m to	Total or	Margin
1st	12	Glacier Coaste... (11)	2000m	1800m	1600m	1400m	1200m	1000m	800m	600m	400m	200m	WP	Average	
		Position in running (margin)	8(8.8)	8(10.0)	9(12.7)	10(10.9)	9(9.2)	10(11.6)	10(13.9)	10(11.7)	7(4.1)	7(4.3)	5(3.5)		0.00
		Sectional time (s)	16.70	17.08	16.04	15.45	13.98	14.55	14.80	14.36	15.61	15.05	14.48		
		Cumulative time (s)	168.10	151.40	134.32	118.28	102.83	88.85	74.30	59.50	45.14	29.53	14.48	3:17.57	
		Speed (m/s)	11.98	11.71	12.47	12.94	14.31	13.75	13.51	13.93	12.81	13.29	13.81	13.16	
		Stride length (m)	5.85	5.74	5.92	6.16	6.66	6.47	6.35	6.32	5.84	6.07	6.41	6.17	
		Stride duration (s)	0.489	0.490	0.474	0.476	0.466	0.470	0.470	0.454	0.456	0.456	0.464	0.469	
		Stride efficiency (%)	53.52	51.51	54.71	59.29	69.29	65.33	62.95	62.44	53.34	57.50	64.20	59.53	
		Stride count	34.18	34.83	33.80	32.47	30.03	30.93	31.51	31.64	34.23	32.97	31.20	421.23	

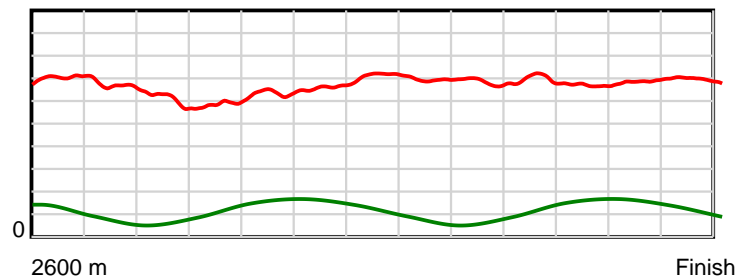
10 m Stride length



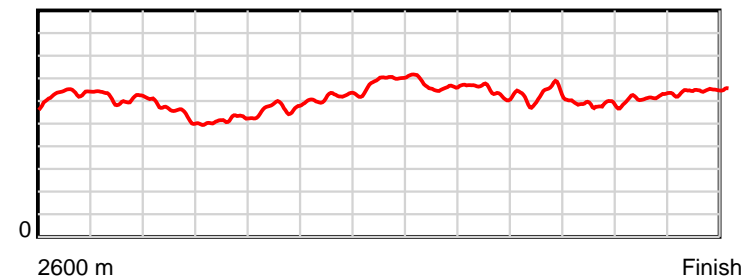
0.6 s Stride duration



20 m/sec Speed



100 % Stride efficiency



Note: Horizontal distance axis grid lines are 200m furlongs.

Disclaimer.

HRNZ and NZMTC and Thoroughbred Ratings Pty Ltd accepts no responsibility for the completeness or accuracy of any of the information contained herein, and makes no representations about its suitability for any particular purpose. Users should make their own judgements about those matters and/or seek independent advice. You assume all risks associated with use of the data provided on this page.



Race Results



June 28, 2020, Race 1, MIKE STRATFORD MEMORIAL AMATEUR DRIVERS MOBILE PACE, Distance 2600m, Addington - Survey 3200m

Result	TAB no.	Horse (Barrier)	2600 to	2400m to
2nd	1	Changearound (1)	2400m	2200m
		Position in running (margin)	-	2(1.0)
		Sectional time (s)	13.56	15.06
		Cumulative time (s)	197.68	184.12
		Speed (m/s)	14.75	13.28
		Stride length (m)	6.28	6.05
		Stride duration (s)	0.423	0.455
		Stride efficiency (%)	61.56	57.14
		Stride count	31.86	33.07

Disclaimer.

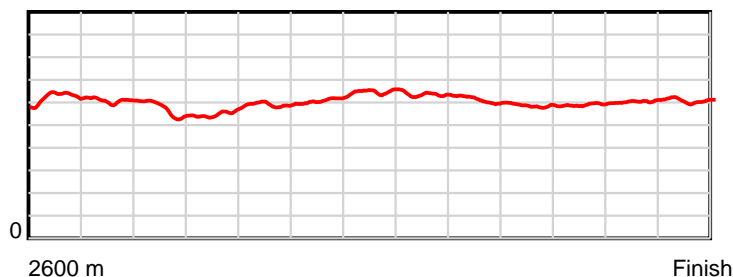
HRNZ and NZMTC and Thoroughbred Ratings Pty Ltd accepts no responsibility for the completeness or accuracy of any of the information contained herein, and makes no representations about its suitability for any particular purpose. Users should make their own judgements about those matters and/or seek independent advice. You assume all risks associated with use of the data provided on this page.

Race Results

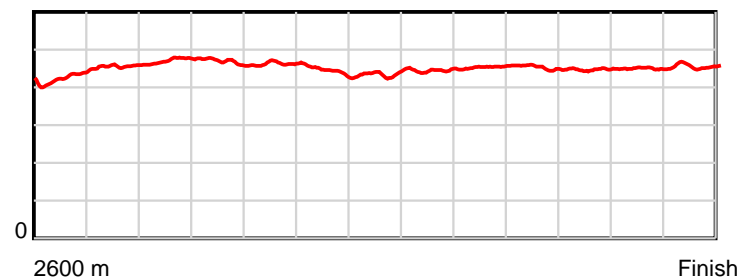
June 28, 2020, Race 1, MIKE STRATFORD MEMORIAL AMATEUR DRIVERS MOBILE PACE, Distance 2600m, Addington - Survey 3200m

Result	TAB no.	Horse (Barrier)	2200m to	2000m to	1800m to	1600m to	1400m to	1200m to	1000m to	800m to	600m to	400m to	200m to	Total or	Margin
2nd	1	Changearound (1)	2000m	1800m	1600m	1400m	1200m	1000m	800m	600m	400m	200m	WP	Average	
		Position in running (margin)	3(3.3)	3(4.2)	4(7.3)	4(5.1)	2(0.2)	1(0.0)	2(0.5)	2(0.4)	1(0.0)	1(0.0)	1(0.0)		0.60
		Sectional time (s)	16.65	17.14	15.99	14.91	13.54	14.26	15.15	15.56	15.58	15.18	15.10		
		Cumulative time (s)	169.06	152.41	135.27	119.28	104.37	90.83	76.57	61.42	45.86	30.28	15.10	3:17.68	
		Speed (m/s)	12.01	11.67	12.51	13.41	14.77	14.03	13.20	12.85	12.84	13.18	13.25	13.15	
		Stride length (m)	5.65	5.48	5.78	5.96	6.43	6.24	5.99	5.82	5.74	5.92	6.04	5.94	
		Stride duration (s)	0.471	0.470	0.462	0.445	0.435	0.445	0.453	0.452	0.447	0.450	0.456	0.452	
		Stride efficiency (%)	49.92	46.93	52.27	55.57	64.60	60.80	55.99	52.88	51.49	54.84	57.08	55.17	
		Stride count	35.39	36.50	34.58	33.54	31.11	32.06	33.41	34.38	34.84	33.76	33.09	437.59	

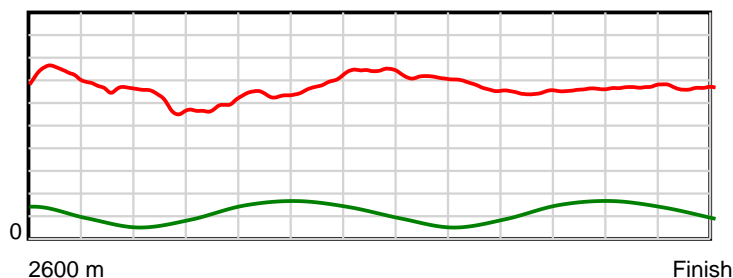
10 m Stride length



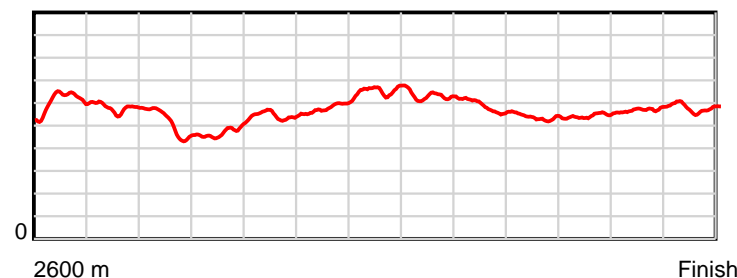
0.6 s Stride duration



20 m/sec Speed



100 % Stride efficiency



Note: Horizontal distance axis grid lines are 200m furlongs.

Disclaimer.

HRNZ and NZMTC and Thoroughbred Ratings Pty Ltd accepts no responsibility for the completeness or accuracy of any of the information contained herein, and makes no representations about its suitability for any particular purpose. Users should make their own judgements about those matters and/or seek independent advice. You assume all risks associated with use of the data provided on this page.



Race Results



June 28, 2020, Race 1, MIKE STRATFORD MEMORIAL AMATEUR DRIVERS MOBILE PACE, Distance 2600m, Addington - Survey 3200m

Result	TAB no.	Horse (Barrier)	2600 to	2400m to
3rd	5	Flame Lady (5)	2400m	2200m
		Position in running (margin)	-	3(1.4)
		Sectional time (s)	13.68	14.44
		Cumulative time (s)	197.98	184.30
		Speed (m/s)	14.62	13.85
		Stride length (m)	6.22	5.99
		Stride duration (s)	0.421	0.432
		Stride efficiency (%)	60.47	56.04
		Stride count	32.15	33.40

Disclaimer.

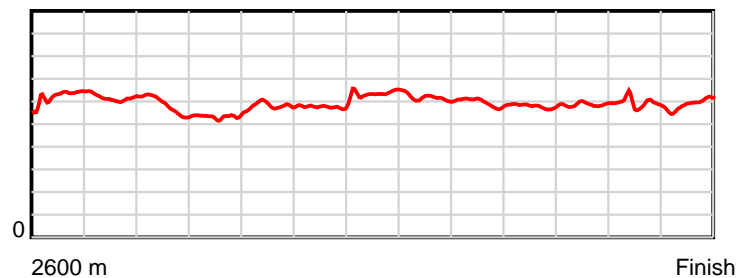
HRNZ and NZMTC and Thoroughbred Ratings Pty Ltd accepts no responsibility for the completeness or accuracy of any of the information contained herein, and makes no representations about its suitability for any particular purpose. Users should make their own judgements about those matters and/or seek independent advice. You assume all risks associated with use of the data provided on this page.

Race Results

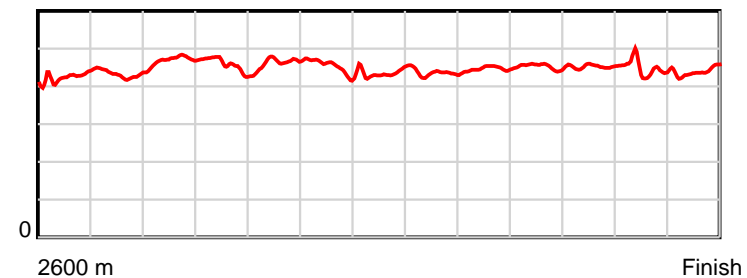
June 28, 2020, Race 1, MIKE STRATFORD MEMORIAL AMATEUR DRIVERS MOBILE PACE, Distance 2600m, Addington - Survey 3200m

Result	TAB no.	Horse (Barrier)	2200m to	2000m to	1800m to	1600m to	1400m to	1200m to	1000m to	800m to	600m to	400m to	200m to	Total or	Margin
3rd	5	Flame Lady (5)	2000m	1800m	1600m	1400m	1200m	1000m	800m	600m	400m	200m	WP	Average	
		Position in running (margin)	1(0.0)	1(0.0)	2(3.0)	2(1.9)	3(1.9)	3(2.6)	3(2.2)	3(1.8)	4(2.0)	4(2.2)	4(2.6)		2.20
		Sectional time (s)	16.50	17.14	16.17	15.73	13.70	14.10	15.09	15.66	15.62	15.24	14.91		
		Cumulative time (s)	169.86	153.36	136.22	120.05	104.32	90.62	76.52	61.43	45.77	30.15	14.91	3:17.98	
		Speed (m/s)	12.12	11.67	12.37	12.71	14.60	14.18	13.25	12.77	12.80	13.12	13.41	13.13	
		Stride length (m)	5.70	5.34	5.72	5.73	6.37	6.17	5.92	5.79	5.79	5.86	5.90	5.87	
		Stride duration (s)	0.471	0.458	0.462	0.450	0.436	0.435	0.447	0.453	0.452	0.447	0.440	0.447	
		Stride efficiency (%)	50.84	44.63	51.14	51.24	63.44	59.40	54.76	52.30	52.43	53.75	54.38	53.92	
		Stride count	35.06	37.42	34.96	34.93	31.39	32.44	33.78	34.57	34.53	34.10	33.90	442.63	

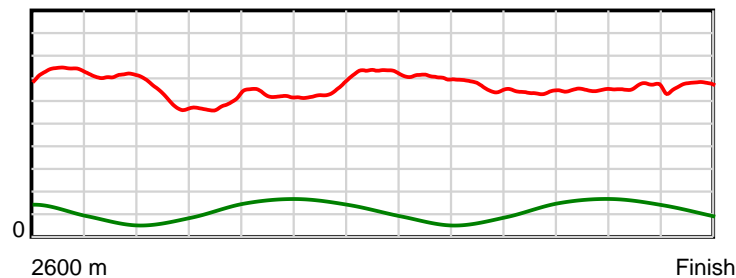
10 m Stride length



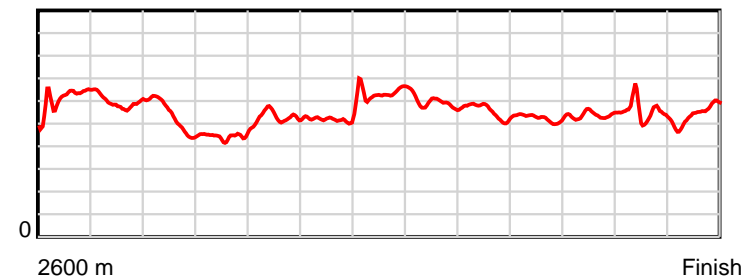
0.6 s Stride duration



20 m/sec Speed



100 % Stride efficiency



Note: Horizontal distance axis grid lines are 200m furlongs.

Disclaimer.

HRNZ and NZMTC and Thoroughbred Ratings Pty Ltd accepts no responsibility for the completeness or accuracy of any of the information contained herein, and makes no representations about its suitability for any particular purpose. Users should make their own judgements about those matters and/or seek independent advice. You assume all risks associated with use of the data provided on this page.



Race Results



June 28, 2020, Race 1, MIKE STRATFORD MEMORIAL AMATEUR DRIVERS MOBILE PACE, Distance 2600m, Addington - Survey 3200m

Result	TAB no.	Horse (Barrier)	2600 to	2400m to
4th	4	Cheddar Made B... (4)	2400m	2200m
		Position in running (margin)	-	1(0.0)
		Sectional time (s)	13.27	14.91
		Cumulative time (s)	198.18	184.91
		Speed (m/s)	15.07	13.41
		Stride length (m)	6.76	6.52
		Stride duration (s)	0.450	0.486
		Stride efficiency (%)	71.41	66.35
		Stride count	29.59	30.69

Disclaimer.

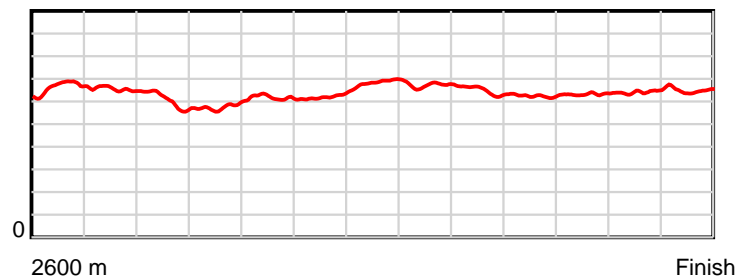
HRNZ and NZMTC and Thoroughbred Ratings Pty Ltd accepts no responsibility for the completeness or accuracy of any of the information contained herein, and makes no representations about its suitability for any particular purpose. Users should make their own judgements about those matters and/or seek independent advice. You assume all risks associated with use of the data provided on this page.

Race Results

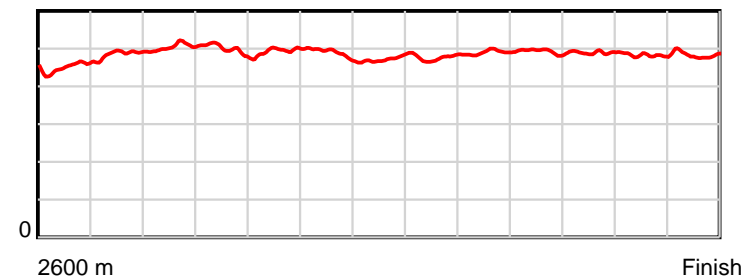
June 28, 2020, Race 1, MIKE STRATFORD MEMORIAL AMATEUR DRIVERS MOBILE PACE, Distance 2600m, Addington - Survey 3200m

Result	TAB no.	Horse (Barrier)	2200m to	2000m to	1800m to	1600m to	1400m to	1200m to	1000m to	800m to	600m to	400m to	200m to	Total or	Margin
4th	4	Cheddar Made B... (4)	2000m	1800m	1600m	1400m	1200m	1000m	800m	600m	400m	200m	WP	Average	
		Position in running (margin)	2(1.4)	2(2.2)	3(5.2)	3(3.3)	5(3.4)	4(4.2)	5(4.2)	5(3.8)	6(4.0)	6(3.9)	7(4.2)		3.40
		Sectional time (s)	16.63	17.14	16.03	15.75	13.71	14.18	15.10	15.66	15.55	15.23	15.02		
		Cumulative time (s)	170.00	153.37	136.23	120.20	104.45	90.74	76.56	61.46	45.80	30.25	15.02	3:18.18	
		Speed (m/s)	12.03	11.67	12.48	12.70	14.59	14.10	13.25	12.77	12.86	13.13	13.32	13.12	
		Stride length (m)	6.07	5.83	6.15	6.22	6.89	6.72	6.49	6.29	6.30	6.33	6.45	6.37	
		Stride duration (s)	0.504	0.500	0.493	0.490	0.472	0.476	0.490	0.493	0.490	0.482	0.484	0.486	
		Stride efficiency (%)	57.50	53.19	59.09	60.42	74.10	70.53	65.80	61.83	62.05	62.68	64.96	63.46	
		Stride count	32.97	34.28	32.53	32.17	29.04	29.77	30.82	31.80	31.74	31.58	31.02	408.00	

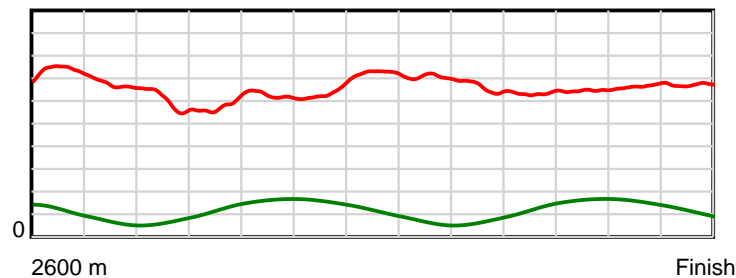
10 m Stride length



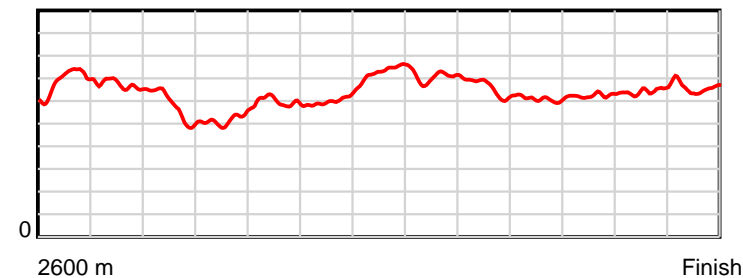
0.6 s Stride duration



20 m/sec Speed



100 % Stride efficiency



Note: Horizontal distance axis grid lines are 200m furlongs.

Disclaimer.

HRNZ and NZMTC and Thoroughbred Ratings Pty Ltd accepts no responsibility for the completeness or accuracy of any of the information contained herein, and makes no representations about its suitability for any particular purpose. Users should make their own judgements about those matters and/or seek independent advice. You assume all risks associated with use of the data provided on this page.



Race Results



June 28, 2020, Race 1, MIKE STRATFORD MEMORIAL AMATEUR DRIVERS MOBILE PACE, Distance 2600m, Addington - Survey 3200m

Result	TAB no.	Horse (Barrier)	2600 to	2400m to
5th	3	Pete's Dash (3)	2400m	2200m
		Position in running (margin)	-	4(2.4)
		Sectional time (s)	13.78	15.09
		Cumulative time (s)	198.22	184.44
		Speed (m/s)	14.52	13.25
		Stride length (m)	6.83	6.49
		Stride duration (s)	0.468	0.489
		Stride efficiency (%)	72.91	65.74
		Stride count	29.28	30.84

Disclaimer.

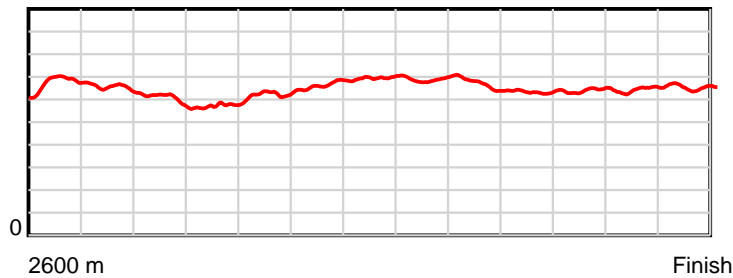
HRNZ and NZMTC and Thoroughbred Ratings Pty Ltd accepts no responsibility for the completeness or accuracy of any of the information contained herein, and makes no representations about its suitability for any particular purpose. Users should make their own judgements about those matters and/or seek independent advice. You assume all risks associated with use of the data provided on this page.

Race Results

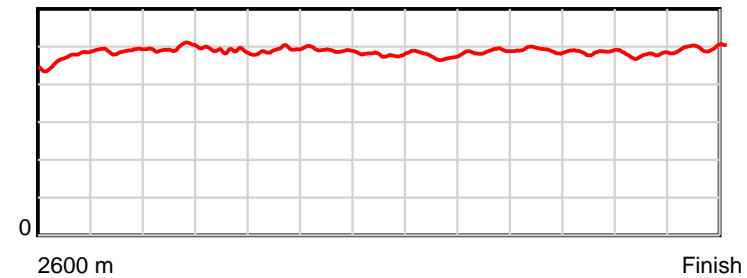
June 28, 2020, Race 1, MIKE STRATFORD MEMORIAL AMATEUR DRIVERS MOBILE PACE, Distance 2600m, Addington - Survey 3200m

Result	TAB no.	Horse (Barrier)	2200m to	2000m to	1800m to	1600m to	1400m to	1200m to	1000m to	800m to	600m to	400m to	200m to	Total or	Margin
5th	3	Pete's Dash (3)	2000m	1800m	1600m	1400m	1200m	1000m	800m	600m	400m	200m	WP	Average	
		Position in running (margin)	4(4.9)	4(5.9)	5(8.4)	6(7.1)	4(2.8)	5(4.2)	4(3.3)	4(2.6)	3(1.8)	3(2.1)	2(2.3)		3.60
		Sectional time (s)	16.67	17.06	16.12	15.02	13.80	14.02	15.04	15.50	15.62	15.22	15.28		
		Cumulative time (s)	169.35	152.68	135.62	119.50	104.48	90.68	76.66	61.62	46.12	30.50	15.28	3:18.22	
		Speed (m/s)	12.00	11.72	12.41	13.32	14.49	14.27	13.30	12.90	12.80	13.14	13.09	13.12	
		Stride length (m)	5.96	5.75	6.10	6.52	6.95	6.78	6.49	6.33	6.22	6.28	6.52	6.38	
		Stride duration (s)	0.497	0.490	0.491	0.490	0.479	0.475	0.488	0.491	0.486	0.478	0.499	0.487	
		Stride efficiency (%)	55.51	51.59	58.05	66.49	75.40	71.85	65.84	62.64	60.54	61.69	66.51	63.69	
		Stride count	33.56	34.81	32.81	30.66	28.79	29.50	30.81	31.59	32.13	31.83	30.66	407.27	

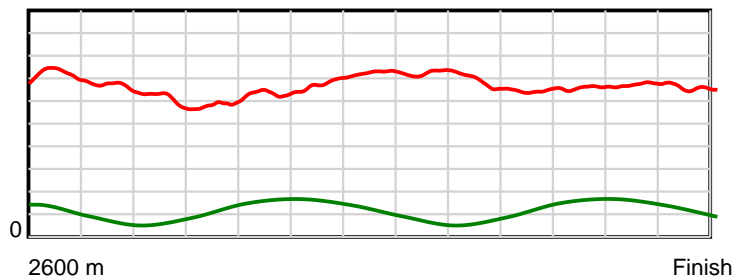
10 m Stride length



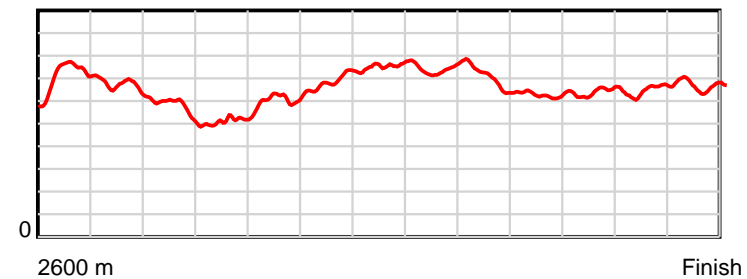
0.6 s Stride duration



20 m/sec Speed



100 % Stride efficiency



Note: Horizontal distance axis grid lines are 200m furlongs.

Disclaimer.

HRNZ and NZMTC and Thoroughbred Ratings Pty Ltd accepts no responsibility for the completeness or accuracy of any of the information contained herein, and makes no representations about its suitability for any particular purpose. Users should make their own judgements about those matters and/or seek independent advice. You assume all risks associated with use of the data provided on this page.



Race Results



June 28, 2020, Race 1, MIKE STRATFORD MEMORIAL AMATEUR DRIVERS MOBILE PACE, Distance 2600m, Addington - Survey 3200m

Result	TAB no.	Horse (Barrier)	2600 to	2400m to
6th	8	Alexy (7)	2400m	2200m
		Position in running (margin)	-	11(8.2)
		Sectional time (s)	14.77	14.89
		Cumulative time (s)	198.33	183.56
		Speed (m/s)	13.54	13.43
		Stride length (m)	6.30	6.26
		Stride duration (s)	0.461	0.466
		Stride efficiency (%)	62.02	61.22
		Stride count	31.75	31.95

Disclaimer.

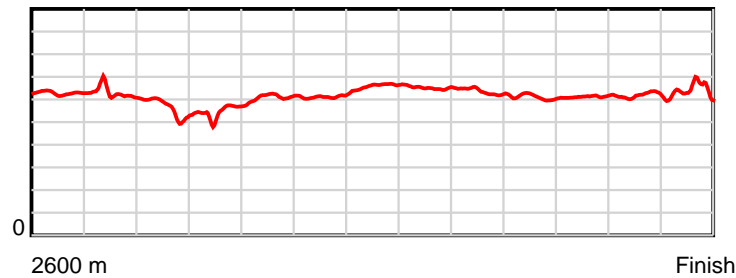
HRNZ and NZMTC and Thoroughbred Ratings Pty Ltd accepts no responsibility for the completeness or accuracy of any of the information contained herein, and makes no representations about its suitability for any particular purpose. Users should make their own judgements about those matters and/or seek independent advice. You assume all risks associated with use of the data provided on this page.

Race Results

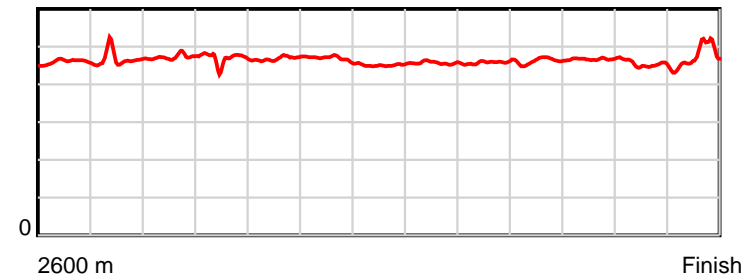
June 28, 2020, Race 1, MIKE STRATFORD MEMORIAL AMATEUR DRIVERS MOBILE PACE, Distance 2600m, Addington - Survey 3200m

Result	TAB no.	Horse (Barrier)	2200m to	2000m to	1800m to	1600m to	1400m to	1200m to	1000m to	800m to	600m to	400m to	200m to	Total or	Margin
6th	8	Alexy (7)	2000m	1800m	1600m	1400m	1200m	1000m	800m	600m	400m	200m	WP	Average	
		Position in running (margin)	9(9.5)	9(10.6)	10(14.0)	9(10.8)	10(9.9)	9(11.0)	8(11.0)	8(8.0)	10(6.0)	9(6.0)	6(3.6)		4.20
		Sectional time (s)	16.69	17.20	15.81	15.59	13.77	14.17	14.66	15.28	15.60	14.77	15.13		
		Cumulative time (s)	168.67	151.98	134.78	118.97	103.38	89.61	75.44	60.78	45.50	29.90	15.13	3:18.33	
		Speed (m/s)	11.98	11.63	12.65	12.83	14.52	14.11	13.64	13.09	12.82	13.54	13.22	13.11	
		Stride length (m)	5.66	5.45	5.92	6.01	6.55	6.45	6.25	6.05	5.99	6.11	6.23	6.08	
		Stride duration (s)	0.472	0.469	0.468	0.469	0.451	0.457	0.458	0.462	0.467	0.451	0.471	0.464	
		Stride efficiency (%)	50.07	46.41	54.78	56.47	67.07	65.02	61.00	57.14	56.15	58.41	60.63	57.78	
		Stride count	35.33	36.70	33.78	33.27	30.53	31.00	32.01	33.07	33.36	32.71	32.11	427.57	

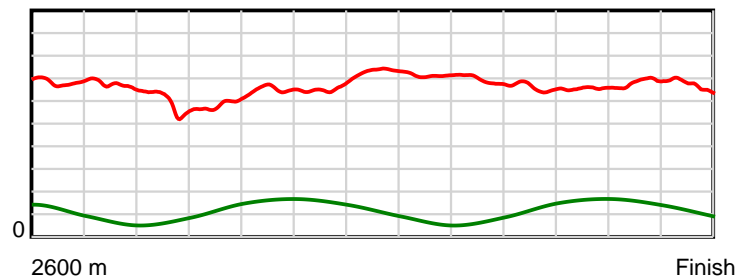
10 m Stride length



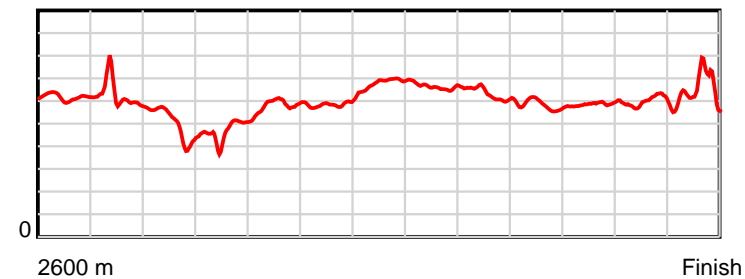
0.6 s Stride duration



20 m/sec Speed



100 % Stride efficiency



Note: Horizontal distance axis grid lines are 200m furlongs.

Disclaimer.

HRNZ and NZMTC and Thoroughbred Ratings Pty Ltd accepts no responsibility for the completeness or accuracy of any of the information contained herein, and makes no representations about its suitability for any particular purpose. Users should make their own judgements about those matters and/or seek independent advice. You assume all risks associated with use of the data provided on this page.



Race Results



June 28, 2020, Race 1, MIKE STRATFORD MEMORIAL AMATEUR DRIVERS MOBILE PACE, Distance 2600m, Addington - Survey 3200m

Result	TAB no.	Horse (Barrier)	2600 to	2400m to
7th	10	Royal Jester (9)	2400m	2200m
		Position in running (margin)	-	5(3.3)
		Sectional time (s)	13.95	15.05
		Cumulative time (s)	198.38	184.43
		Speed (m/s)	14.34	13.29
		Stride length (m)	6.14	5.85
		Stride duration (s)	0.416	0.440
		Stride efficiency (%)	58.91	53.53
		Stride count	32.57	34.17

Disclaimer.

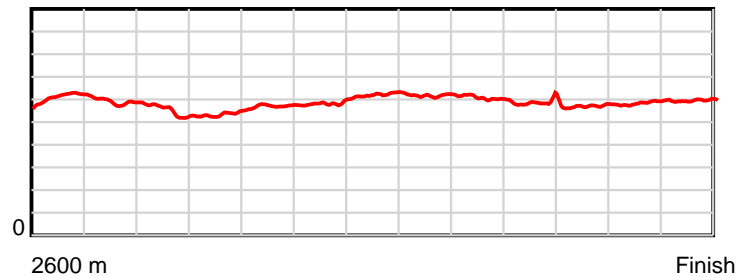
HRNZ and NZMTC and Thoroughbred Ratings Pty Ltd accepts no responsibility for the completeness or accuracy of any of the information contained herein, and makes no representations about its suitability for any particular purpose. Users should make their own judgements about those matters and/or seek independent advice. You assume all risks associated with use of the data provided on this page.

Race Results

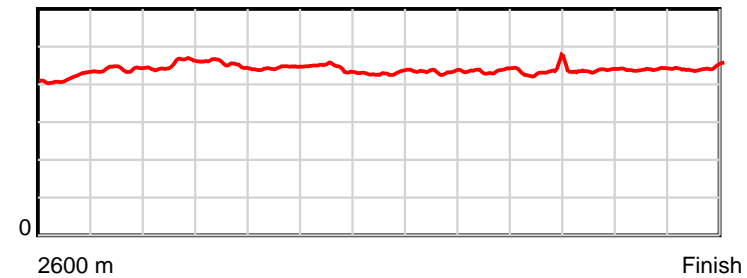
June 28, 2020, Race 1, MIKE STRATFORD MEMORIAL AMATEUR DRIVERS MOBILE PACE, Distance 2600m, Addington - Survey 3200m

Result	TAB no.	Horse (Barrier)	2200m to	2000m to	1800m to	1600m to	1400m to	1200m to	1000m to	800m to	600m to	400m to	200m to	Total or	Margin
7th	10	Royal Jester (9)	2000m	1800m	1600m	1400m	1200m	1000m	800m	600m	400m	200m	WP	Average	
		Position in running (margin)	5(5.6)	5(6.5)	6(9.8)	5(6.7)	6(5.5)	6(8.1)	6(9.3)	7(6.5)	5(2.2)	5(3.5)	8(5.1)		4.50
		Sectional time (s)	16.66	17.20	15.82	15.53	14.01	14.38	14.69	14.92	15.78	15.45	14.94		
		Cumulative time (s)	169.38	152.72	135.52	119.70	104.17	90.16	75.78	61.09	46.17	30.39	14.94	3:18.38	
		Speed (m/s)	12.00	11.63	12.64	12.88	14.28	13.91	13.61	13.40	12.67	12.94	13.39	13.11	
		Stride length (m)	5.44	5.29	5.61	5.73	6.13	6.03	5.93	5.82	5.53	5.69	5.94	5.77	
		Stride duration (s)	0.454	0.455	0.443	0.445	0.430	0.434	0.436	0.434	0.436	0.440	0.444	0.440	
		Stride efficiency (%)	46.33	43.80	49.11	51.40	58.81	56.81	54.99	52.98	47.72	50.60	55.15	52.02	
		Stride count	36.73	37.78	35.68	34.87	32.60	33.17	33.71	34.35	36.19	35.15	33.67	450.64	

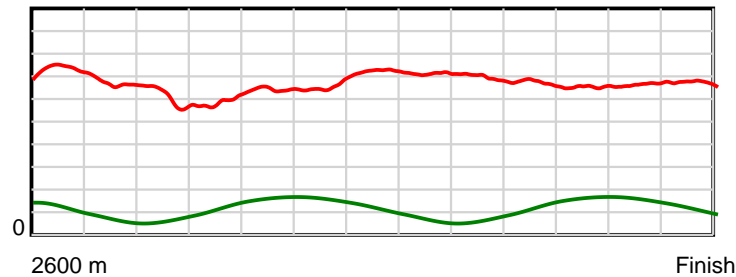
10 m Stride length



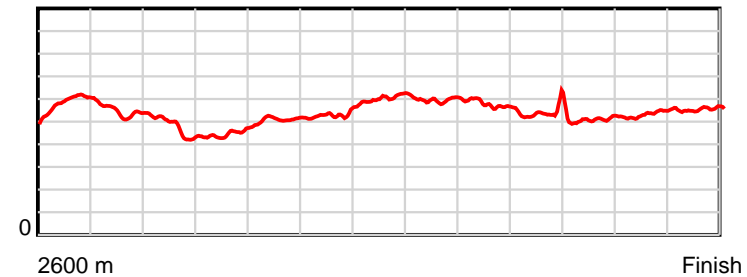
0.6 s Stride duration



20 m/sec Speed



100 % Stride efficiency



Note: Horizontal distance axis grid lines are 200m furlongs.

Disclaimer.

HRNZ and NZMTC and Thoroughbred Ratings Pty Ltd accepts no responsibility for the completeness or accuracy of any of the information contained herein, and makes no representations about its suitability for any particular purpose. Users should make their own judgements about those matters and/or seek independent advice. You assume all risks associated with use of the data provided on this page.



Race Results



June 28, 2020, Race 1, MIKE STRATFORD MEMORIAL AMATEUR DRIVERS MOBILE PACE, Distance 2600m, Addington - Survey 3200m

Result	TAB no.	Horse (Barrier)	2600 to	2400m to
8th	9	Four Starzzz S... (8)	2400m	2200m
		Position in running (margin)	-	12(10.7)
		Sectional time (s)	14.96	15.14
		Cumulative time (s)	198.89	183.93
		Speed (m/s)	13.37	13.21
		Stride length (m)	6.12	5.98
		Stride duration (s)	0.458	0.452
		Stride efficiency (%)	58.49	55.84
		Stride count	32.69	33.46

Disclaimer.

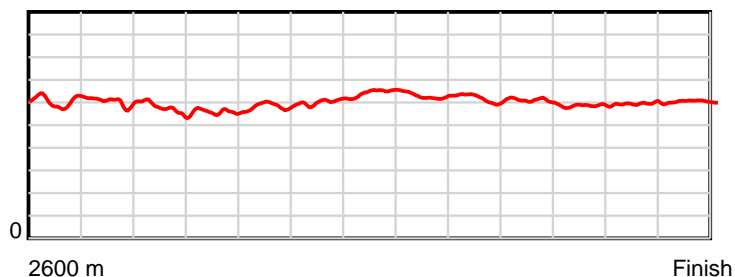
HRNZ and NZMTC and Thoroughbred Ratings Pty Ltd accepts no responsibility for the completeness or accuracy of any of the information contained herein, and makes no representations about its suitability for any particular purpose. Users should make their own judgements about those matters and/or seek independent advice. You assume all risks associated with use of the data provided on this page.

Race Results

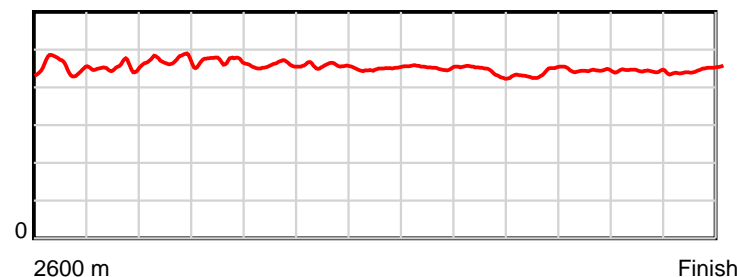
June 28, 2020, Race 1, MIKE STRATFORD MEMORIAL AMATEUR DRIVERS MOBILE PACE, Distance 2600m, Addington - Survey 3200m

Result	TAB no.	Horse (Barrier)	2200m to	2000m to	1800m to	1600m to	1400m to	1200m to	1000m to	800m to	600m to	400m to	200m to	Total or	Margin
8th	9	Four Starzzz S... (8)	2000m	1800m	1600m	1400m	1200m	1000m	800m	600m	400m	200m	WP	Average	
		Position in running (margin)	11(13.5)	11(13.8)	11(14.7)	11(12.7)	11(11.1)	11(13.6)	12(16.1)	12(12.5)	9(5.6)	10(7.2)	11(8.8)		7.30
		Sectional time (s)	16.56	16.78	16.01	15.47	13.98	14.60	14.56	14.48	15.85	15.45	15.05		
		Cumulative time (s)	168.79	152.23	135.45	119.44	103.97	89.99	75.39	60.83	46.35	30.50	15.05	3:18.89	
		Speed (m/s)	12.08	11.92	12.49	12.93	14.31	13.70	13.74	13.81	12.62	12.94	13.29	13.07	
		Stride length (m)	5.70	5.63	5.73	5.92	6.42	6.20	6.07	6.07	5.60	5.73	5.96	5.92	
		Stride duration (s)	0.472	0.472	0.458	0.458	0.449	0.453	0.442	0.439	0.444	0.443	0.448	0.453	
		Stride efficiency (%)	50.72	49.45	51.22	54.79	64.46	60.02	57.64	57.60	49.08	51.33	55.42	54.83	
		Stride count	35.10	35.55	34.93	33.77	31.14	32.27	32.93	32.94	35.69	34.90	33.58	438.95	

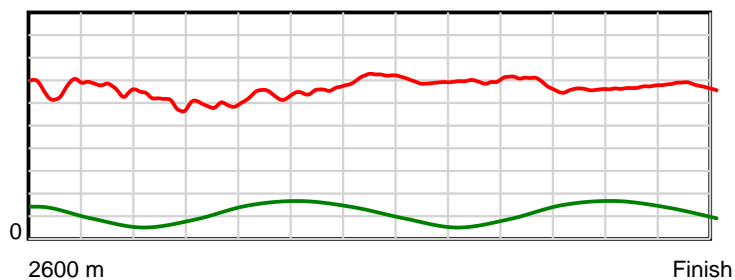
10 m Stride length



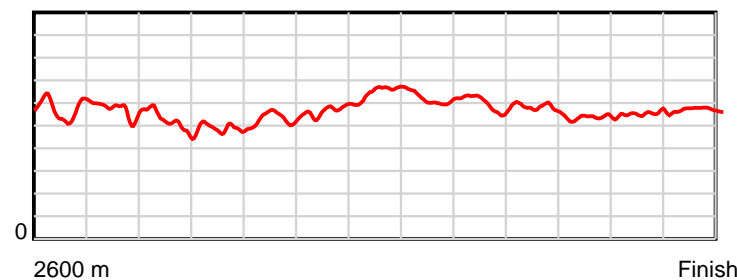
0.6 s Stride duration



20 m/sec Speed



100 % Stride efficiency



Note: Horizontal distance axis grid lines are 200m furlongs.

Disclaimer.

HRNZ and NZMTC and Thoroughbred Ratings Pty Ltd accepts no responsibility for the completeness or accuracy of any of the information contained herein, and makes no representations about its suitability for any particular purpose. Users should make their own judgements about those matters and/or seek independent advice. You assume all risks associated with use of the data provided on this page.



Race Results



June 28, 2020, Race 1, MIKE STRATFORD MEMORIAL AMATEUR DRIVERS MOBILE PACE, Distance 2600m, Addington - Survey 3200m

Result	TAB no.	Horse (Barrier)	2600 to	2400m to
9th	11	Caesar's Quest (10)	2400m	2200m
		Position in running (margin)	-	7(5.4)
		Sectional time (s)	14.35	15.13
		Cumulative time (s)	199.06	184.71
		Speed (m/s)	13.94	13.22
		Stride length (m)	6.26	6.09
		Stride duration (s)	0.432	0.461
		Stride efficiency (%)	61.21	57.90
		Stride count	31.96	32.86

Disclaimer.

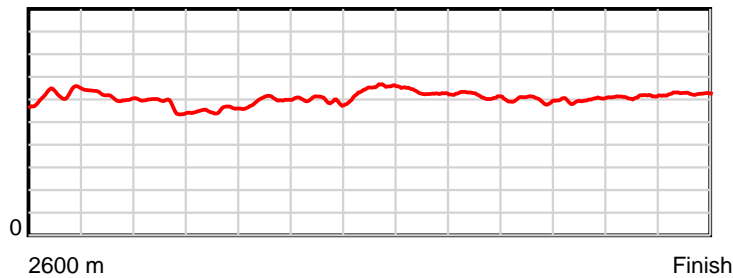
HRNZ and NZMTC and Thoroughbred Ratings Pty Ltd accepts no responsibility for the completeness or accuracy of any of the information contained herein, and makes no representations about its suitability for any particular purpose. Users should make their own judgements about those matters and/or seek independent advice. You assume all risks associated with use of the data provided on this page.

Race Results

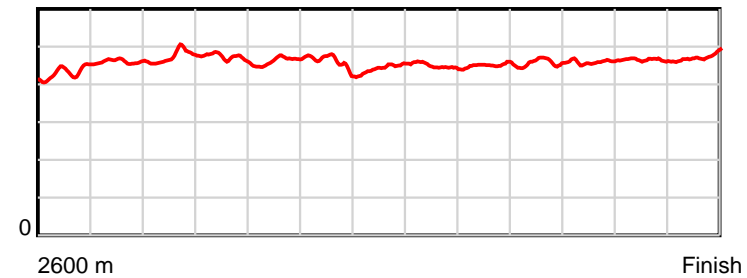
June 28, 2020, Race 1, MIKE STRATFORD MEMORIAL AMATEUR DRIVERS MOBILE PACE, Distance 2600m, Addington - Survey 3200m

Result	TAB no.	Horse (Barrier)	2200m to	2000m to	1800m to	1600m to	1400m to	1200m to	1000m to	800m to	600m to	400m to	200m to	Total or	Margin
9th	11	Caesar's Quest (10)	2000m	1800m	1600m	1400m	1200m	1000m	800m	600m	400m	200m	WP	Average	
		Position in running (margin)	7(8.1)	7(8.7)	8(12.1)	7(8.6)	8(7.6)	7(8.9)	7(9.7)	6(6.5)	8(4.5)	8(5.6)	9(7.4)		8.30
		Sectional time (s)	16.59	17.20	15.76	15.57	13.80	14.29	14.64	15.29	15.77	15.48	15.19		
		Cumulative time (s)	169.58	152.99	135.79	120.03	104.46	90.66	76.37	61.73	46.44	30.67	15.19	3:19.06	
		Speed (m/s)	12.06	11.63	12.69	12.85	14.49	14.00	13.66	13.08	12.68	12.92	13.17	13.06	
		Stride length (m)	5.72	5.50	5.85	5.89	6.42	6.27	6.15	5.97	5.82	6.00	6.24	6.00	
		Stride duration (s)	0.474	0.473	0.461	0.459	0.443	0.448	0.450	0.456	0.459	0.465	0.474	0.460	
		Stride efficiency (%)	51.04	47.21	53.54	54.23	64.33	61.43	59.14	55.71	52.96	56.32	60.77	56.30	
		Stride count	34.99	36.39	34.17	33.95	31.17	31.90	32.51	33.50	34.36	33.32	32.07	433.15	

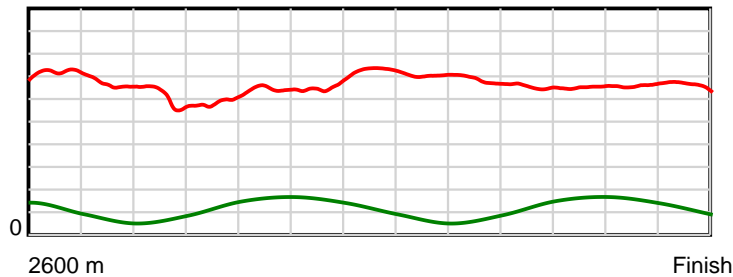
10 m Stride length



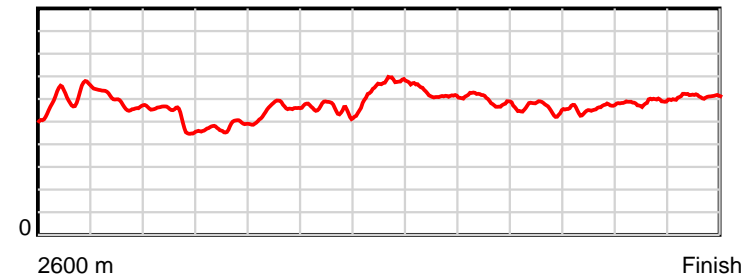
0.6 s Stride duration



20 m/sec Speed



100 % Stride efficiency



Note: Horizontal distance axis grid lines are 200m furlongs.

Disclaimer.

HRNZ and NZMTC and Thoroughbred Ratings Pty Ltd accepts no responsibility for the completeness or accuracy of any of the information contained herein, and makes no representations about its suitability for any particular purpose. Users should make their own judgements about those matters and/or seek independent advice. You assume all risks associated with use of the data provided on this page.



Race Results



June 28, 2020, Race 1, MIKE STRATFORD MEMORIAL AMATEUR DRIVERS MOBILE PACE, Distance 2600m, Addington - Survey 3200m

Result	TAB no.	Horse (Barrier)	2600 to	2400m to
10th	2	Franco Sherbor... (2)	2400m	2200m
		Position in running (margin)	-	6(4.3)
		Sectional time (s)	14.00	15.17
		Cumulative time (s)	199.09	185.09
		Speed (m/s)	14.29	13.18
		Stride length (m)	6.19	5.90
		Stride duration (s)	0.432	0.448
		Stride efficiency (%)	59.93	54.41
		Stride count	32.29	33.89

Disclaimer.

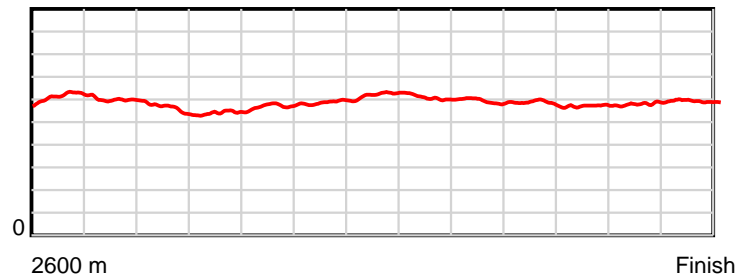
HRNZ and NZMTC and Thoroughbred Ratings Pty Ltd accepts no responsibility for the completeness or accuracy of any of the information contained herein, and makes no representations about its suitability for any particular purpose. Users should make their own judgements about those matters and/or seek independent advice. You assume all risks associated with use of the data provided on this page.

Race Results

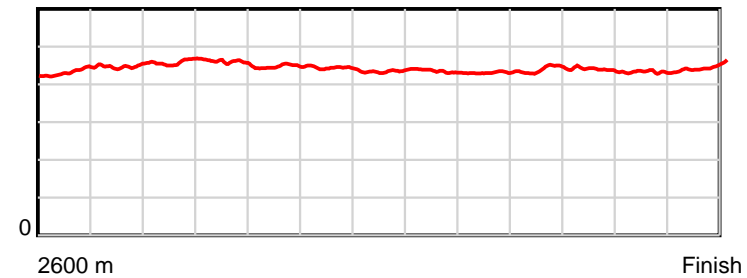
June 28, 2020, Race 1, MIKE STRATFORD MEMORIAL AMATEUR DRIVERS MOBILE PACE, Distance 2600m, Addington - Survey 3200m

Result	TAB no.	Horse (Barrier)	2200m to	2000m to	1800m to	1600m to	1400m to	1200m to	1000m to	800m to	600m to	400m to	200m to	Total or	Margin
10th	2	Franco Sherbor... (2)	2000m	1800m	1600m	1400m	1200m	1000m	800m	600m	400m	200m	WP	Average	
		Position in running (margin)	6(7.3)	6(8.3)	7(10.8)	8(9.1)	7(7.4)	8(10.0)	9(12.4)	9(10.0)	11(6.8)	11(7.9)	10(8.1)		8.50
		Sectional time (s)	16.66	17.07	16.05	15.46	14.00	14.58	14.77	15.09	15.76	15.22	15.26		
		Cumulative time (s)	169.92	153.26	136.19	120.14	104.68	90.68	76.10	61.33	46.24	30.48	15.26	3:19.09	
		Speed (m/s)	12.00	11.72	12.46	12.94	14.29	13.72	13.54	13.25	12.69	13.14	13.11	13.06	
		Stride length (m)	5.51	5.39	5.57	5.74	6.21	5.97	5.84	5.82	5.58	5.68	5.85	5.78	
		Stride duration (s)	0.459	0.460	0.447	0.444	0.434	0.435	0.431	0.439	0.440	0.432	0.447	0.443	
		Stride efficiency (%)	47.46	45.48	48.53	51.49	60.21	55.65	53.26	53.00	48.68	50.44	53.54	52.21	
		Stride count	36.29	37.07	35.89	34.84	32.22	33.51	34.26	34.34	35.83	35.20	34.17	449.80	

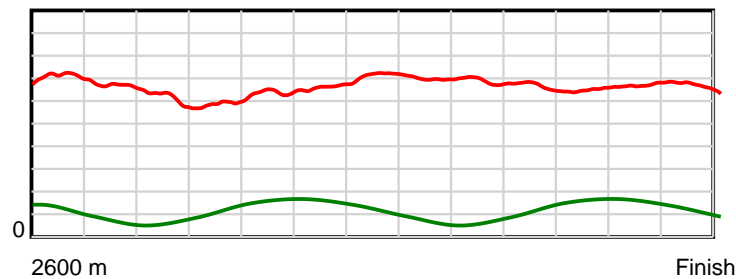
10 m Stride length



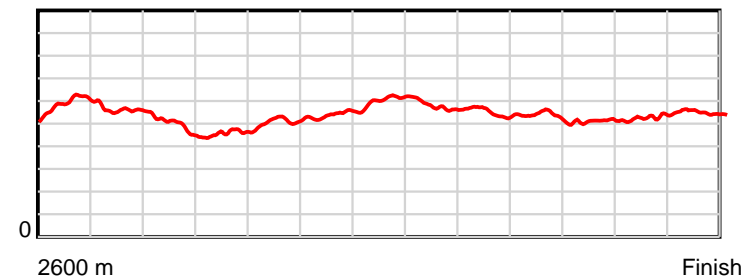
0.6 s Stride duration



20 m/sec Speed



100 % Stride efficiency



Note: Horizontal distance axis grid lines are 200m furlongs.

Disclaimer.

HRNZ and NZMTC and Thoroughbred Ratings Pty Ltd accepts no responsibility for the completeness or accuracy of any of the information contained herein, and makes no representations about its suitability for any particular purpose. Users should make their own judgements about those matters and/or seek independent advice. You assume all risks associated with use of the data provided on this page.



Race Results



June 28, 2020, Race 1, MIKE STRATFORD MEMORIAL AMATEUR DRIVERS MOBILE PACE, Distance 2600m, Addington - Survey 3200m

Result	TAB no.	Horse (Barrier)	2600 to	2400m to
11th	13	Russian Expres... (12)	2400m	2200m
		Position in running (margin)	-	8(5.5)
		Sectional time (s)	14.23	15.65
		Cumulative time (s)	199.26	185.03
		Speed (m/s)	14.06	12.78
		Stride length (m)	6.41	5.99
		Stride duration (s)	0.446	0.469
		Stride efficiency (%)	64.16	56.11
		Stride count	31.21	33.38

Disclaimer.

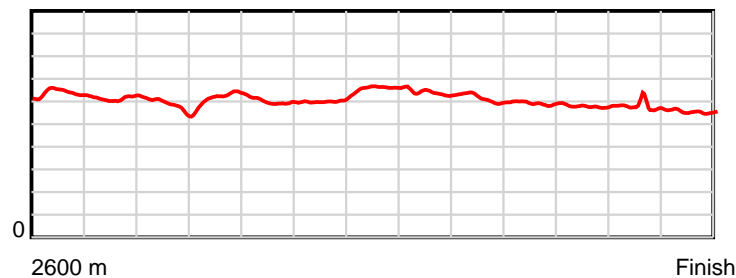
HRNZ and NZMTC and Thoroughbred Ratings Pty Ltd accepts no responsibility for the completeness or accuracy of any of the information contained herein, and makes no representations about its suitability for any particular purpose. Users should make their own judgements about those matters and/or seek independent advice. You assume all risks associated with use of the data provided on this page.

Race Results

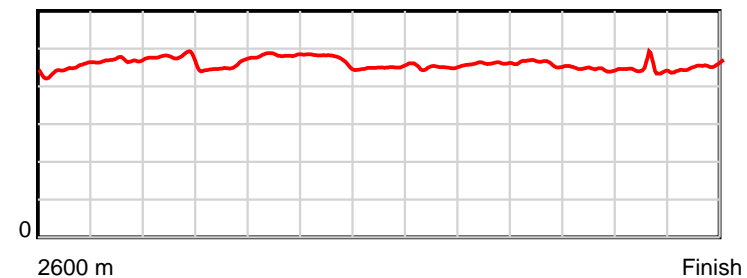
June 28, 2020, Race 1, MIKE STRATFORD MEMORIAL AMATEUR DRIVERS MOBILE PACE, Distance 2600m, Addington - Survey 3200m

Result	TAB no.	Horse (Barrier)	2200m to	2000m to	1800m to	1600m to	1400m to	1200m to	1000m to	800m to	600m to	400m to	200m to	Total or	Margin
11th	13	Russian Expres... (12)	2000m	1800m	1600m	1400m	1200m	1000m	800m	600m	400m	200m	WP	Average	
		Position in running (margin)	10(11.3)	10(11.7)	1(0.0)	1(0.0)	1(0.0)	2(0.7)	1(0.0)	1(0.0)	2(0.3)	2(0.5)	3(2.4)		9.40
		Sectional time (s)	16.56	14.69	16.35	15.74	13.68	14.06	15.16	15.67	15.62	15.49	16.36		
		Cumulative time (s)	169.38	152.82	138.13	121.78	106.04	92.36	78.30	63.14	47.47	31.85	16.36	3:19.26	
		Speed (m/s)	12.08	13.61	12.23	12.71	14.62	14.22	13.19	12.76	12.80	12.91	12.22	13.05	
		Stride length (m)	5.76	6.18	5.91	6.00	6.59	6.41	6.07	5.89	5.71	5.73	5.54	6.00	
		Stride duration (s)	0.476	0.454	0.483	0.472	0.451	0.451	0.460	0.462	0.446	0.444	0.454	0.460	
		Stride efficiency (%)	51.77	59.66	54.51	56.18	67.93	64.23	57.64	54.25	50.92	51.33	48.02	56.25	
		Stride count	34.75	32.37	33.86	33.36	30.33	31.20	32.93	33.94	35.04	34.90	36.08	433.35	

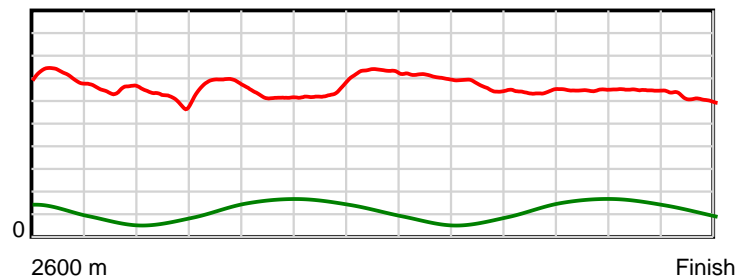
10 m Stride length



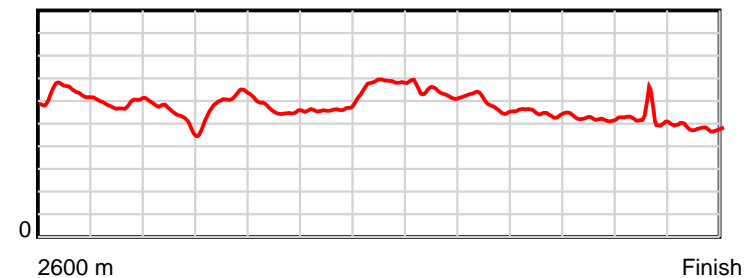
0.6 s Stride duration



20 m/sec Speed



100 % Stride efficiency



Note: Horizontal distance axis grid lines are 200m furlongs.

Disclaimer.

HRNZ and NZMTC and Thoroughbred Ratings Pty Ltd accepts no responsibility for the completeness or accuracy of any of the information contained herein, and makes no representations about its suitability for any particular purpose. Users should make their own judgements about those matters and/or seek independent advice. You assume all risks associated with use of the data provided on this page.



Race Results



June 28, 2020, Race 1, MIKE STRATFORD MEMORIAL AMATEUR DRIVERS MOBILE PACE, Distance 2600m, Addington - Survey 3200m

Result	TAB no.	Horse (Barrier)	2600 to	2400m to
12th	6	Allandale (6)	2400m	2200m
		Position in running (margin)	-	9(5.8)
		Sectional time (s)	14.28	16.16
		Cumulative time (s)	201.61	187.33
		Speed (m/s)	14.01	12.38
		Stride length (m)	5.96	5.44
		Stride duration (s)	0.424	0.440
		Stride efficiency (%)	55.48	46.25
		Stride count	33.57	36.76

Disclaimer.

HRNZ and NZMTC and Thoroughbred Ratings Pty Ltd accepts no responsibility for the completeness or accuracy of any of the information contained herein, and makes no representations about its suitability for any particular purpose. Users should make their own judgements about those matters and/or seek independent advice. You assume all risks associated with use of the data provided on this page.

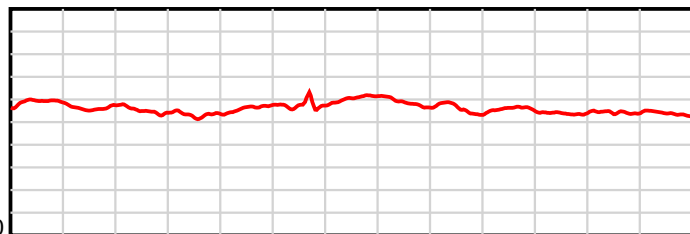
Race Results

June 28, 2020, Race 1, MIKE STRATFORD MEMORIAL AMATEUR DRIVERS MOBILE PACE, Distance 2600m, Addington - Survey 3200m

Result	TAB no.	Horse (Barrier)	2200m to	2000m to	1800m to	1600m to	1400m to	1200m to	1000m to	800m to	600m to	400m to	200m to	Total or	Margin
12th	6	Allandale (6)	2000m	1800m	1600m	1400m	1200m	1000m	800m	600m	400m	200m	WP	Average	
		Position in running (margin)	12(14.7)	12(13.9)	12(16.8)	12(13.0)	12(11.8)	12(13.6)	11(14.4)	11(11.8)	12(8.7)	12(11.3)	12(14.7)		22.40
		Sectional time (s)	16.37	17.13	15.71	15.52	13.88	14.30	14.73	15.11	16.01	15.76	16.65		
		Cumulative time (s)	171.17	154.80	137.67	121.96	106.44	92.56	78.26	63.53	48.42	32.41	16.65	3:21.61	
		Speed (m/s)	12.22	11.68	12.73	12.89	14.41	13.99	13.58	13.24	12.49	12.69	12.01	12.90	
		Stride length (m)	5.43	5.33	5.52	5.69	6.07	5.84	5.61	5.56	5.33	5.40	5.35	5.57	
		Stride duration (s)	0.445	0.456	0.434	0.441	0.421	0.418	0.413	0.420	0.427	0.426	0.445	0.432	
		Stride efficiency (%)	46.12	44.40	47.58	50.52	57.52	53.34	49.12	48.26	44.39	45.61	44.65	48.46	
		Stride count	36.81	37.52	36.24	35.18	32.96	34.23	35.67	35.99	37.52	37.02	37.42	466.89	

10 m

Stride length

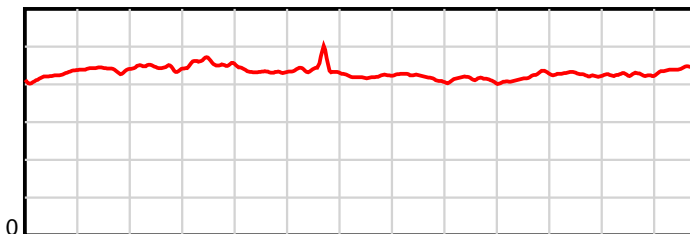


2600 m

Finish

0.6 s

Stride duration

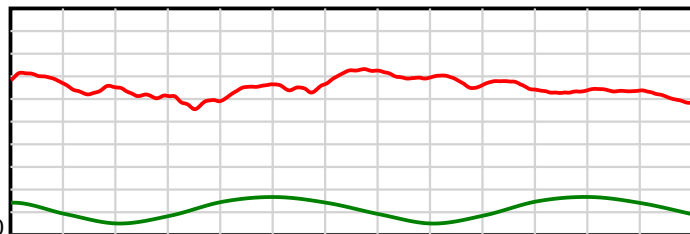


2600 m

Finish

20 m/sec

Speed

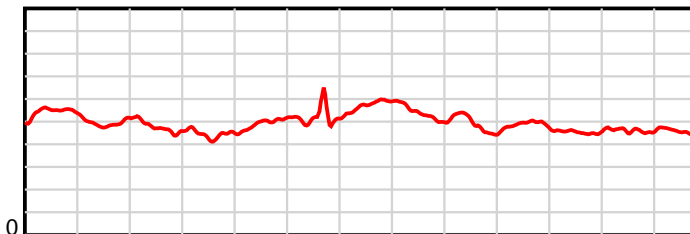


2600 m

Finish

100 %

Stride efficiency



2600 m

Finish

Note: Horizontal distance axis grid lines are 200m furlongs.

Disclaimer.

HRNZ and NZMTC and Thoroughbred Ratings Pty Ltd accepts no responsibility for the completeness or accuracy of any of the information contained herein, and makes no representations about its suitability for any particular purpose. Users should make their own judgements about those matters and/or seek independent advice. You assume all risks associated with use of the data provided on this page.