



Race Results

NZ Metropolitan Trotting Club Inc, HRNZ, June 28, 2020

Compilation date: June 28, 2020, 5:07:17 PM (NZST)

Copyright © 2020 HRNZ and NZMTC. All rights reserved.

Trademarks.

StrideMASTER is a registered trademark of Thoroughbred Ratings Pty Ltd.

Disclaimer.

HRNZ and NZMTC and Thoroughbred Ratings Pty Ltd accepts no responsibility for the completeness or accuracy of any of the information contained herein, and makes no representations about its suitability for any particular purpose. Users should make their own judgements about those matters and/or seek independent advice. You assume all risks associated with use of the data provided on this page.



Race Results



June 28, 2020, Race 4, NEW TRACKSIDE DINING MENU AT ADDINGTON TROT, Distance 2600m, Addington - Survey 3200m

Result	TAB no.	Horse (Barrier)	2600 to	2400m to
1st	10	The Bloss (11)	2400m	2200m
		Position in running (margin)	-	2(2.8)
		Sectional time (s)	16.36	14.67
		Cumulative time (s)	201.26	184.90
		Speed (m/s)	12.23	13.63
		Stride length (m)	5.63	6.20
		Stride duration (s)	0.454	0.455
		Stride efficiency (%)	49.56	60.01
		Stride count	35.52	32.27

Disclaimer.

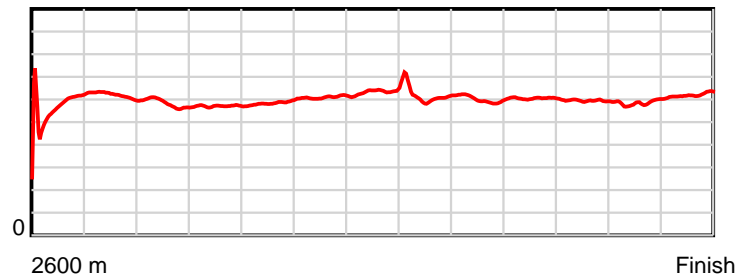
HRNZ and NZMTC and Thoroughbred Ratings Pty Ltd accepts no responsibility for the completeness or accuracy of any of the information contained herein, and makes no representations about its suitability for any particular purpose. Users should make their own judgements about those matters and/or seek independent advice. You assume all risks associated with use of the data provided on this page.

Race Results

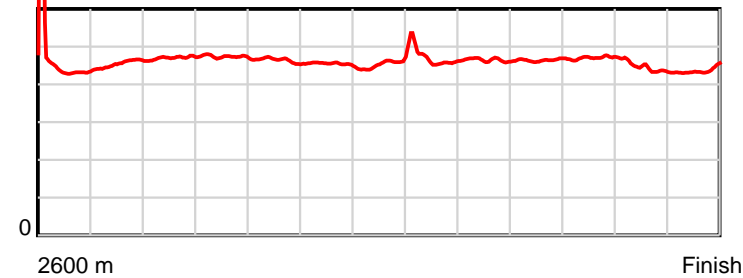
June 28, 2020, Race 4, NEW TRACKSIDE DINING MENU AT ADDINGTON TROT, Distance 2600m, Addington - Survey 3200m

Result	TAB no.	Horse (Barrier)	2200m to	2000m to	1800m to	1600m to	1400m to	1200m to	1000m to	800m to	600m to	400m to	200m to	Total or	Margin
1st	10	The Bloss (11)	2000m	1800m	1600m	1400m	1200m	1000m	800m	600m	400m	200m	WP	Average	
		Position in running (margin)	2(2.5)	2(2.2)	2(2.1)	3(4.3)	4(3.8)	5(5.5)	6(5.9)	6(5.4)	6(4.0)	5(4.6)	4(3.5)		0.00
		Sectional time (s)	16.02	16.59	16.07	15.10	14.29	15.41	15.52	15.44	16.21	15.55	14.03		
		Cumulative time (s)	170.23	154.21	137.62	121.55	106.45	92.16	76.75	61.23	45.79	29.58	14.03	3:21.26	
		Speed (m/s)	12.48	12.06	12.45	13.25	14.00	12.98	12.89	12.95	12.34	12.86	14.26	12.92	
		Stride length (m)	5.87	5.71	5.78	6.03	6.35	6.09	5.99	6.01	5.80	5.72	6.26	5.95	
		Stride duration (s)	0.471	0.474	0.464	0.455	0.454	0.469	0.465	0.464	0.470	0.444	0.439	0.460	
		Stride efficiency (%)	53.90	51.01	52.13	56.76	63.01	58.00	56.05	56.53	52.58	51.07	61.22	55.30	
		Stride count	34.05	35.01	34.63	33.18	31.50	32.83	33.40	33.25	34.48	34.98	31.95	437.05	

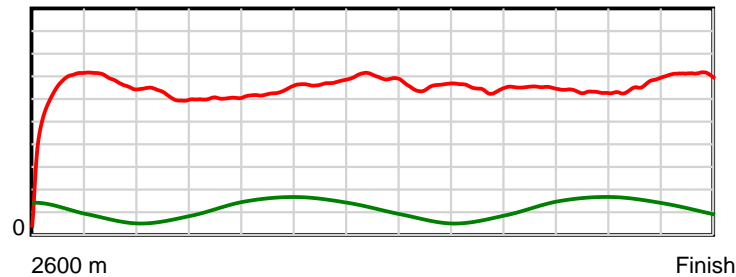
10 m Stride length



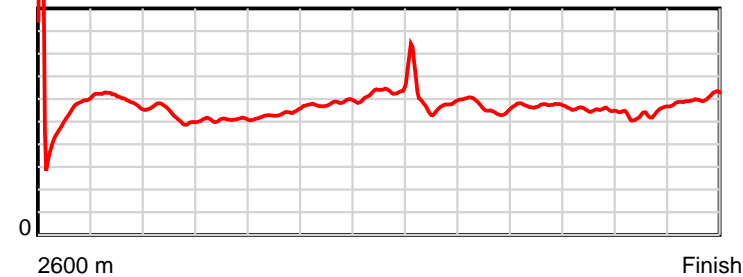
0.5 s Stride duration



20 m/sec Speed



100 % Stride efficiency



Note: Horizontal distance axis grid lines are 200m furlongs.

Disclaimer.

HRNZ and NZMTC and Thoroughbred Ratings Pty Ltd accepts no responsibility for the completeness or accuracy of any of the information contained herein, and makes no representations about its suitability for any particular purpose. Users should make their own judgements about those matters and/or seek independent advice. You assume all risks associated with use of the data provided on this page.



Race Results



June 28, 2020, Race 4, NEW TRACKSIDE DINING MENU AT ADDINGTON TROT, Distance 2600m, Addington - Survey 3200m

Result	TAB no.	Horse (Barrier)	2600 to	2400m to
2nd	9	Tehoro Dazzle (10)	2400m	2200m
		Position in running (margin)	-	5(5.4)
		Sectional time (s)	16.61	14.96
		Cumulative time (s)	201.41	184.80
		Speed (m/s)	12.04	13.37
		Stride length (m)	6.08	6.24
		Stride duration (s)	0.502	0.467
		Stride efficiency (%)	57.72	60.90
		Stride count	32.91	32.04

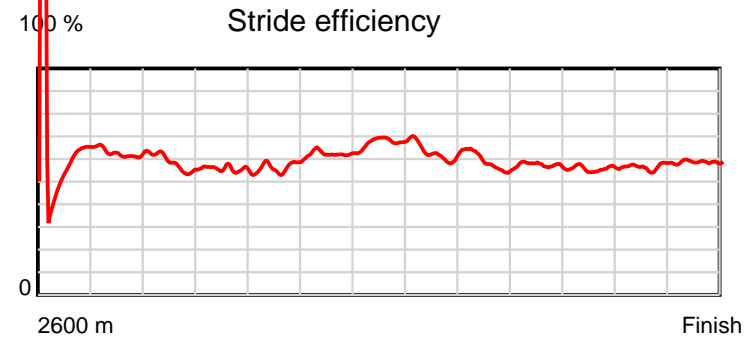
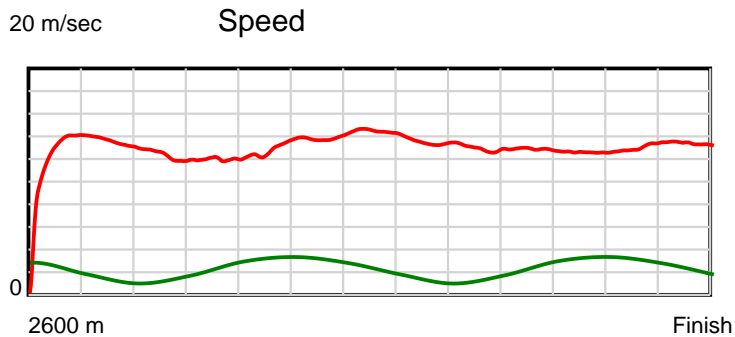
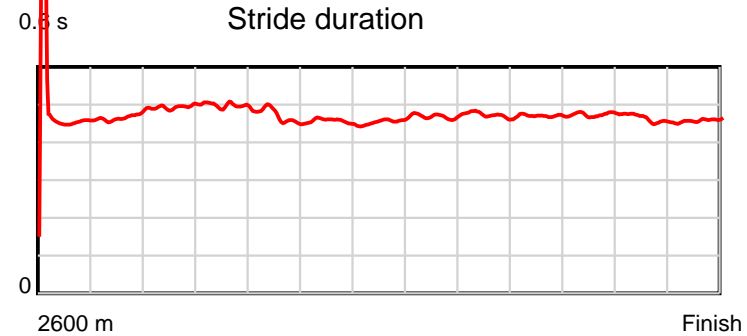
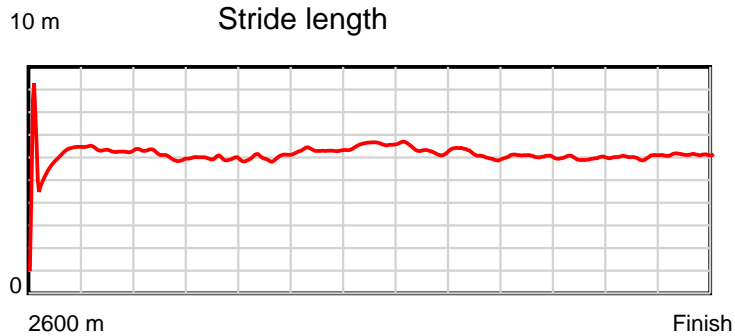
Disclaimer.

HRNZ and NZMTC and Thoroughbred Ratings Pty Ltd accepts no responsibility for the completeness or accuracy of any of the information contained herein, and makes no representations about its suitability for any particular purpose. Users should make their own judgements about those matters and/or seek independent advice. You assume all risks associated with use of the data provided on this page.

Race Results

June 28, 2020, Race 4, NEW TRACKSIDE DINING MENU AT ADDINGTON TROT, Distance 2600m, Addington - Survey 3200m

Result	TAB no.	Horse (Barrier)	2200m to	2000m to	1800m to	1600m to	1400m to	1200m to	1000m to	800m to	600m to	400m to	200m to	Total or	Margin
2nd	9	Tehoro Dazzle (10)	2000m	1800m	1600m	1400m	1200m	1000m	800m	600m	400m	200m	WP	Average	
		Position in running (margin)	4(6.9)	4(6.6)	5(6.5)	6(7.2)	5(4.7)	3(3.5)	2(2.2)	2(1.5)	1(0.0)	1(0.0)	1(0.0)		0.90
		Sectional time (s)	16.02	16.59	15.83	14.77	13.80	15.12	15.48	15.42	16.11	15.73	14.97		
		Cumulative time (s)	169.84	153.82	137.23	121.40	106.63	92.83	77.71	62.23	46.81	30.70	14.97	3:21.41	
		Speed (m/s)	12.48	12.06	12.63	13.54	14.49	13.23	12.92	12.97	12.41	12.71	13.36	12.91	
		Stride length (m)	6.16	6.01	5.94	6.18	6.60	6.20	6.10	6.10	5.88	5.87	6.13	6.11	
		Stride duration (s)	0.494	0.498	0.470	0.457	0.456	0.469	0.472	0.471	0.474	0.462	0.459	0.473	
		Stride efficiency (%)	59.30	56.43	55.14	59.76	68.10	60.14	58.07	58.24	54.10	53.90	58.81	58.35	
		Stride count	32.47	33.28	33.67	32.34	30.30	32.24	32.81	32.76	33.99	34.06	32.60	425.47	



Note: Horizontal distance axis grid lines are 200m furlongs.

Disclaimer.

HRNZ and NZMTC and Thoroughbred Ratings Pty Ltd accepts no responsibility for the completeness or accuracy of any of the information contained herein, and makes no representations about its suitability for any particular purpose. Users should make their own judgements about those matters and/or seek independent advice. You assume all risks associated with use of the data provided on this page.



Race Results



June 28, 2020, Race 4, NEW TRACKSIDE DINING MENU AT ADDINGTON TROT, Distance 2600m, Addington - Survey 3200m

Result	TAB no.	Horse (Barrier)	2600 to	2400m to
3rd	6	Shpeedy (8)	2400m	2200m
		Position in running (margin)	-	3(4.2)
		Sectional time (s)	16.50	14.78
		Cumulative time (s)	201.46	184.96
		Speed (m/s)	12.12	13.53
		Stride length (m)	5.26	5.97
		Stride duration (s)	0.422	0.441
		Stride efficiency (%)	43.17	55.61
		Stride count	38.05	33.53

Disclaimer.

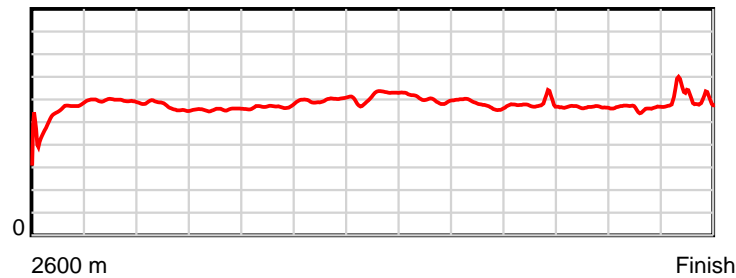
HRNZ and NZMTC and Thoroughbred Ratings Pty Ltd accepts no responsibility for the completeness or accuracy of any of the information contained herein, and makes no representations about its suitability for any particular purpose. Users should make their own judgements about those matters and/or seek independent advice. You assume all risks associated with use of the data provided on this page.

Race Results

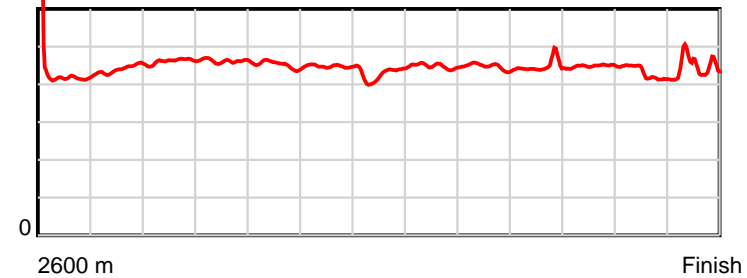
June 28, 2020, Race 4, NEW TRACKSIDE DINING MENU AT ADDINGTON TROT, Distance 2600m, Addington - Survey 3200m

Result	TAB no.	Horse (Barrier)	2200m to	2000m to	1800m to	1600m to	1400m to	1200m to	1000m to	800m to	600m to	400m to	200m to	Total or	Margin
3rd	6	Shpeedy (8)	2000m	1800m	1600m	1400m	1200m	1000m	800m	600m	400m	200m	WP	Average	
		Position in running (margin)	3(4.6)	3(4.5)	3(4.3)	5(6.0)	6(5.8)	6(5.7)	4(3.7)	4(3.3)	3(2.1)	3(2.4)	2(1.3)		1.10
		Sectional time (s)	16.05	16.58	16.00	15.14	13.98	15.02	15.54	15.47	16.16	15.55	14.69		
		Cumulative time (s)	170.18	154.13	137.55	121.55	106.41	92.43	77.41	61.87	46.40	30.24	14.69	3:21.46	
		Speed (m/s)	12.46	12.06	12.50	13.21	14.31	13.32	12.87	12.93	12.38	12.86	13.61	12.91	
		Stride length (m)	5.75	5.58	5.65	5.92	6.12	5.97	5.75	5.76	5.55	5.52	6.03	5.75	
		Stride duration (s)	0.461	0.462	0.452	0.448	0.428	0.448	0.447	0.445	0.448	0.429	0.443	0.445	
		Stride efficiency (%)	51.64	48.67	49.90	54.74	58.56	55.74	51.66	51.80	48.06	47.64	56.85	51.59	
		Stride count	34.79	35.84	35.39	33.79	32.67	33.49	34.78	34.74	36.07	36.22	33.16	452.52	

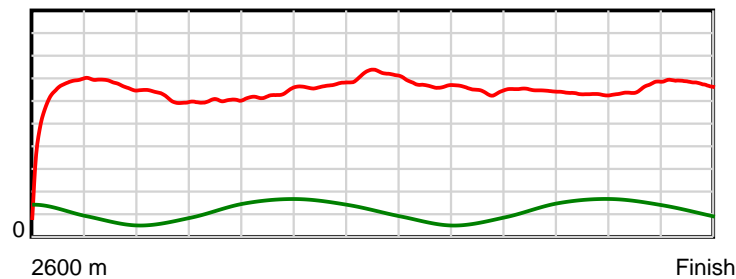
10 m Stride length



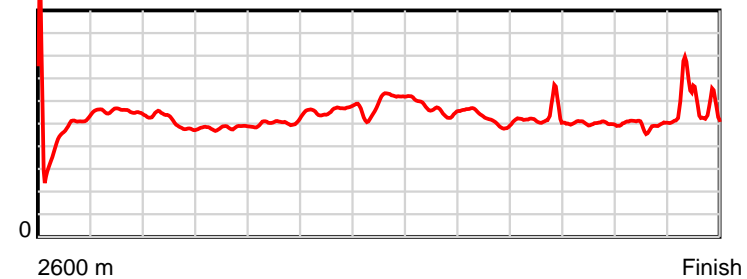
0.5 s Stride duration



20 m/sec Speed



100 % Stride efficiency



Note: Horizontal distance axis grid lines are 200m furlongs.

Disclaimer.

HRNZ and NZMTC and Thoroughbred Ratings Pty Ltd accepts no responsibility for the completeness or accuracy of any of the information contained herein, and makes no representations about its suitability for any particular purpose. Users should make their own judgements about those matters and/or seek independent advice. You assume all risks associated with use of the data provided on this page.



Race Results



June 28, 2020, Race 4, NEW TRACKSIDE DINING MENU AT ADDINGTON TROT, Distance 2600m, Addington - Survey 3200m

Result	TAB no.	Horse (Barrier)	2600 to	2400m to
4th	7	Idle Stuardia (9)	2400m	2200m
		Position in running (margin)	-	6(7.9)
		Sectional time (s)	17.01	15.27
		Cumulative time (s)	201.57	184.56
		Speed (m/s)	11.76	13.10
		Stride length (m)	5.74	6.22
		Stride duration (s)	0.473	0.475
		Stride efficiency (%)	51.57	60.41
		Stride count	34.81	32.17

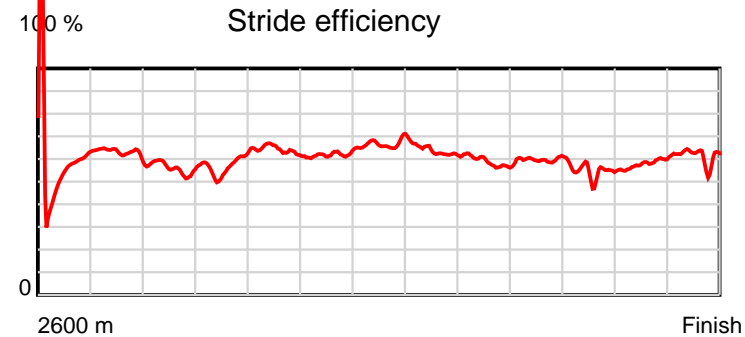
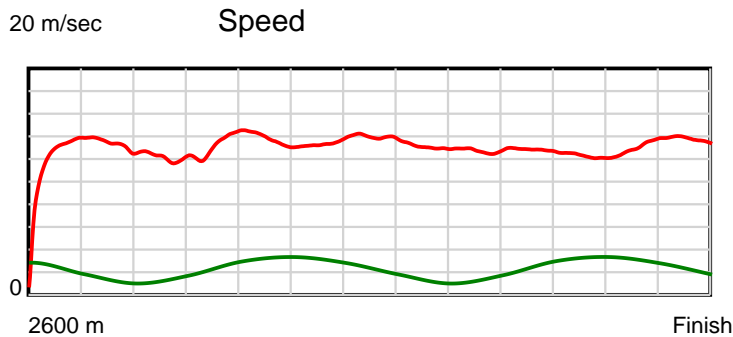
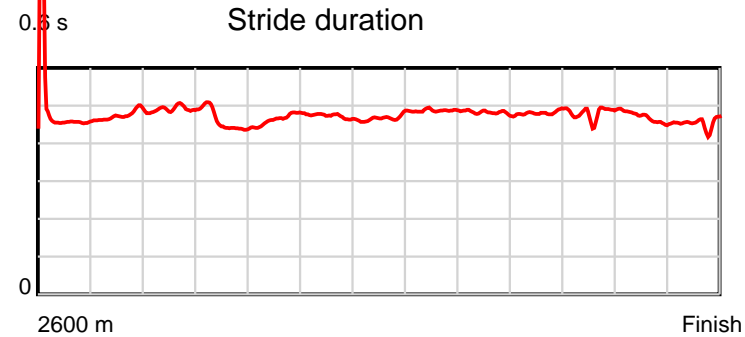
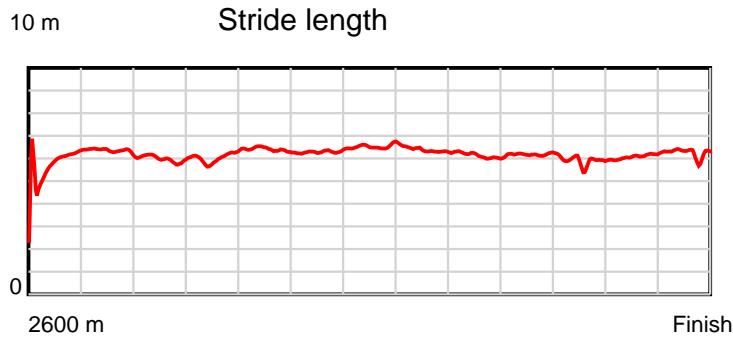
Disclaimer.

HRNZ and NZMTC and Thoroughbred Ratings Pty Ltd accepts no responsibility for the completeness or accuracy of any of the information contained herein, and makes no representations about its suitability for any particular purpose. Users should make their own judgements about those matters and/or seek independent advice. You assume all risks associated with use of the data provided on this page.

Race Results

June 28, 2020, Race 4, NEW TRACKSIDE DINING MENU AT ADDINGTON TROT, Distance 2600m, Addington - Survey 3200m

Result	TAB no.	Horse (Barrier)	2200m to	2000m to	1800m to	1600m to	1400m to	1200m to	1000m to	800m to	600m to	400m to	200m to	Total or	Margin
4th	7	Idle Stuartia (9)	2000m	1800m	1600m	1400m	1200m	1000m	800m	600m	400m	200m	WP	Average	
		Position in running (margin)	6(11.2)	8(13.5)	4(4.9)	1(0.0)	1(0.0)	2(2.2)	3(2.3)	3(1.9)	4(2.2)	4(4.0)	3(3.2)		1.70
		Sectional time (s)	16.44	15.18	14.89	15.18	14.37	15.37	15.53	15.72	16.41	15.60	14.60		
		Cumulative time (s)	169.29	152.85	137.67	122.78	107.60	93.23	77.86	62.33	46.61	30.20	14.60	3:21.57	
		Speed (m/s)	12.17	13.18	13.43	13.18	13.92	13.01	12.88	12.72	12.19	12.82	13.70	12.90	
		Stride length (m)	5.97	6.05	6.24	6.20	6.52	6.33	6.18	6.13	5.82	5.98	6.22	6.12	
		Stride duration (s)	0.491	0.459	0.465	0.471	0.469	0.486	0.480	0.482	0.477	0.467	0.454	0.474	
		Stride efficiency (%)	55.65	57.29	60.89	60.13	66.45	62.56	59.73	58.74	52.90	55.89	60.47	58.48	
		Stride count	33.51	33.03	32.04	32.24	30.67	31.61	32.35	32.62	34.37	33.44	32.15	425.01	



Note: Horizontal distance axis grid lines are 200m furlongs.

Disclaimer.

HRNZ and NZMTC and Thoroughbred Ratings Pty Ltd accepts no responsibility for the completeness or accuracy of any of the information contained herein, and makes no representations about its suitability for any particular purpose. Users should make their own judgements about those matters and/or seek independent advice. You assume all risks associated with use of the data provided on this page.



Race Results



June 28, 2020, Race 4, NEW TRACKSIDE DINING MENU AT ADDINGTON TROT, Distance 2600m, Addington - Survey 3200m

Result	TAB no.	Horse (Barrier)	2600 to	2400m to
5th	5	Sunny Bill (7)	2400m	2200m
		Position in running (margin)	-	1(0.0)
		Sectional time (s)	15.68	14.72
		Cumulative time (s)	201.70	186.02
		Speed (m/s)	12.76	13.59
		Stride length (m)	5.55	6.07
		Stride duration (s)	0.441	0.446
		Stride efficiency (%)	48.11	57.50
		Stride count	36.04	32.97

Disclaimer.

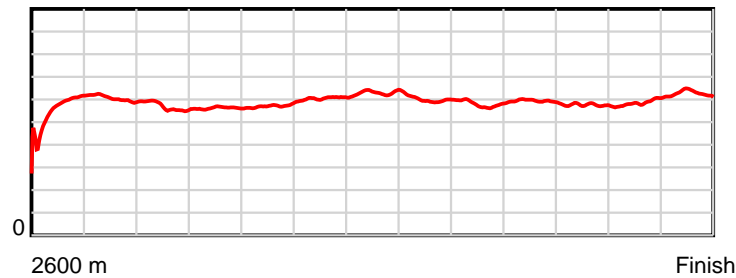
HRNZ and NZMTC and Thoroughbred Ratings Pty Ltd accepts no responsibility for the completeness or accuracy of any of the information contained herein, and makes no representations about its suitability for any particular purpose. Users should make their own judgements about those matters and/or seek independent advice. You assume all risks associated with use of the data provided on this page.

Race Results

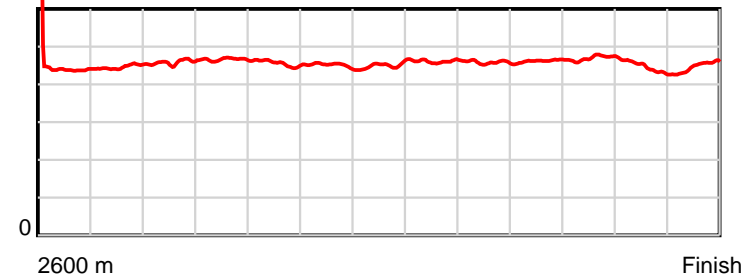
June 28, 2020, Race 4, NEW TRACKSIDE DINING MENU AT ADDINGTON TROT, Distance 2600m, Addington - Survey 3200m

Result	TAB no.	Horse (Barrier)	2200m to	2000m to	1800m to	1600m to	1400m to	1200m to	1000m to	800m to	600m to	400m to	200m to	Total or	Margin
5th	5	Sunny Bill (7)	2000m	1800m	1600m	1400m	1200m	1000m	800m	600m	400m	200m	WP	Average	
		Position in running (margin)	1(0.0)	1(0.0)	1(0.0)	2(2.1)	3(1.8)	4(3.9)	5(3.8)	5(4.3)	5(3.8)	7(6.0)	5(4.9)		2.40
		Sectional time (s)	16.07	16.60	16.06	15.14	14.35	15.32	15.69	15.58	16.48	15.56	14.45		
		Cumulative time (s)	171.30	155.23	138.63	122.57	107.43	93.08	77.76	62.07	46.49	30.01	14.45	3:21.70	
		Speed (m/s)	12.45	12.05	12.45	13.21	13.94	13.05	12.75	12.84	12.14	12.85	13.84	12.89	
		Stride length (m)	5.70	5.61	5.68	5.96	6.27	6.02	5.85	5.93	5.70	5.74	6.19	5.86	
		Stride duration (s)	0.458	0.466	0.456	0.451	0.450	0.461	0.458	0.462	0.470	0.447	0.447	0.455	
		Stride efficiency (%)	50.84	49.19	50.48	55.51	61.53	56.63	53.41	54.87	50.75	51.47	59.92	53.64	
		Stride count	35.06	35.65	35.19	33.56	31.87	33.22	34.21	33.75	35.09	34.85	32.30	443.76	

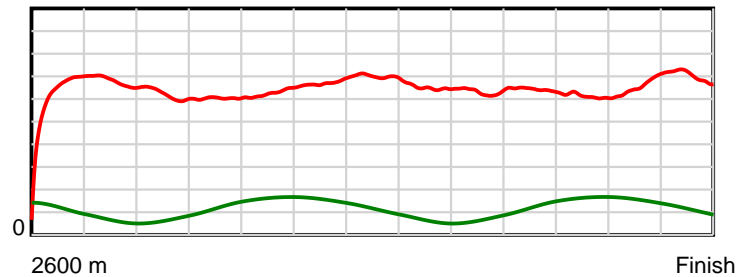
10 m Stride length



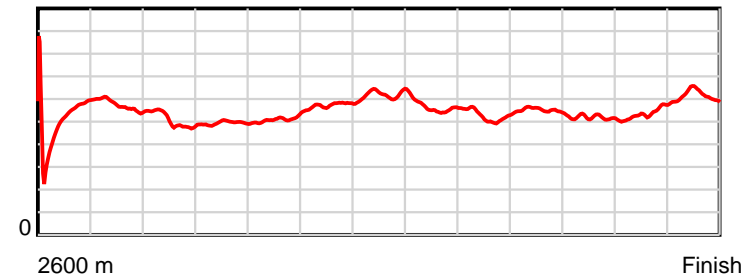
0.5 s Stride duration



20 m/sec Speed



100 % Stride efficiency



Note: Horizontal distance axis grid lines are 200m furlongs.

Disclaimer.

HRNZ and NZMTC and Thoroughbred Ratings Pty Ltd accepts no responsibility for the completeness or accuracy of any of the information contained herein, and makes no representations about its suitability for any particular purpose. Users should make their own judgements about those matters and/or seek independent advice. You assume all risks associated with use of the data provided on this page.



Race Results



June 28, 2020, Race 4, NEW TRACKSIDE DINING MENU AT ADDINGTON TROT, Distance 2600m, Addington - Survey 3200m

Result	TAB no.	Horse (Barrier)	2600 to	2400m to
6th	13	Tequila Sunset (14)	2400m	2200m
		Position in running (margin)	-	10(13.4)
		Sectional time (s)	17.75	14.97
		Cumulative time (s)	202.43	184.68
		Speed (m/s)	11.27	13.36
		Stride length (m)	5.35	5.72
		Stride duration (s)	0.438	0.428
		Stride efficiency (%)	44.77	51.11
		Stride count	37.37	34.97

Disclaimer.

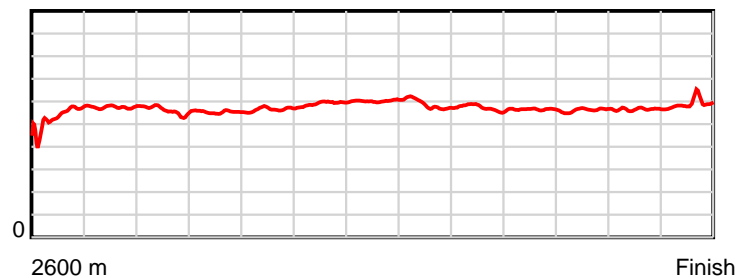
HRNZ and NZMTC and Thoroughbred Ratings Pty Ltd accepts no responsibility for the completeness or accuracy of any of the information contained herein, and makes no representations about its suitability for any particular purpose. Users should make their own judgements about those matters and/or seek independent advice. You assume all risks associated with use of the data provided on this page.

Race Results

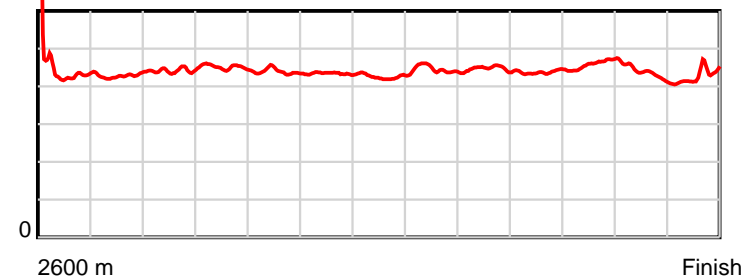
June 28, 2020, Race 4, NEW TRACKSIDE DINING MENU AT ADDINGTON TROT, Distance 2600m, Addington - Survey 3200m

Result	TAB no.	Horse (Barrier)	2200m to	2000m to	1800m to	1600m to	1400m to	1200m to	1000m to	800m to	600m to	400m to	200m to	Total or	Margin
6th	13	Tequila Sunset (14)	2000m	1800m	1600m	1400m	1200m	1000m	800m	600m	400m	200m	WP	Average	
		Position in running (margin)	9(14.9)	7(12.2)	8(10.4)	7(10.6)	7(9.1)	7(9.8)	7(8.3)	8(7.4)	8(6.5)	8(8.7)	7(8.5)		6.50
		Sectional time (s)	15.63	16.30	15.75	14.94	14.11	15.10	15.44	15.53	16.48	15.71	14.72		
		Cumulative time (s)	169.71	154.08	137.78	122.03	107.09	92.98	77.88	62.44	46.91	30.43	14.72	3:22.43	
		Speed (m/s)	12.80	12.27	12.70	13.39	14.17	13.25	12.95	12.88	12.14	12.73	13.59	12.84	
		Stride length (m)	5.65	5.54	5.58	5.80	6.02	5.89	5.78	5.64	5.57	5.55	5.83	5.68	
		Stride duration (s)	0.442	0.451	0.439	0.433	0.425	0.445	0.446	0.438	0.459	0.436	0.429	0.442	
		Stride efficiency (%)	49.94	47.97	48.60	52.65	56.66	54.17	52.19	49.71	48.44	48.08	53.03	50.43	
		Stride count	35.38	36.10	35.86	34.46	33.21	33.97	34.61	35.46	35.92	36.06	34.33	457.70	

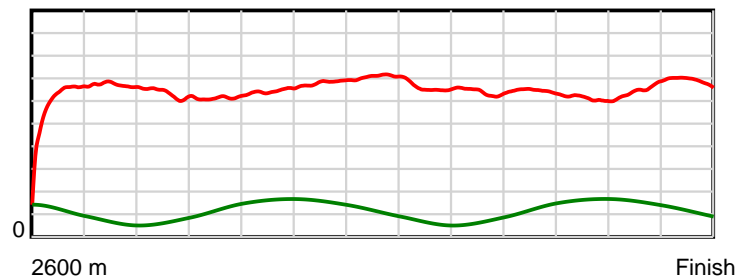
10 m Stride length



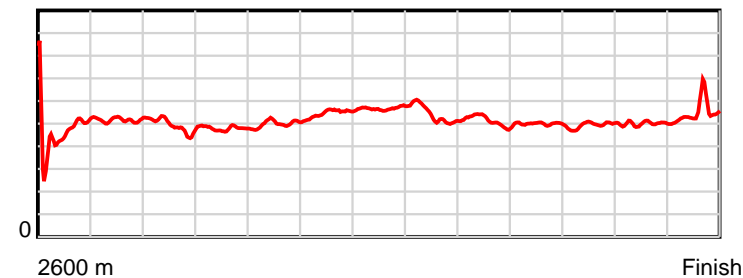
0.6 s Stride duration



20 m/sec Speed



100 % Stride efficiency



Note: Horizontal distance axis grid lines are 200m furlongs.

Disclaimer.

HRNZ and NZMTC and Thoroughbred Ratings Pty Ltd accepts no responsibility for the completeness or accuracy of any of the information contained herein, and makes no representations about its suitability for any particular purpose. Users should make their own judgements about those matters and/or seek independent advice. You assume all risks associated with use of the data provided on this page.



Race Results



June 28, 2020, Race 4, NEW TRACKSIDE DINING MENU AT ADDINGTON TROT, Distance 2600m, Addington - Survey 3200m

Result	TAB no.	Horse (Barrier)	2600 to	2400m to
7th	17	Kowhai Sundown (0)	2400m	2200m
		Position in running (margin)	-	9(12.9)
		Sectional time (s)	17.83	14.88
		Cumulative time (s)	202.71	184.88
		Speed (m/s)	11.22	13.44
		Stride length (m)	5.59	6.12
		Stride duration (s)	0.457	0.455
		Stride efficiency (%)	48.82	58.53
		Stride count	35.78	32.68

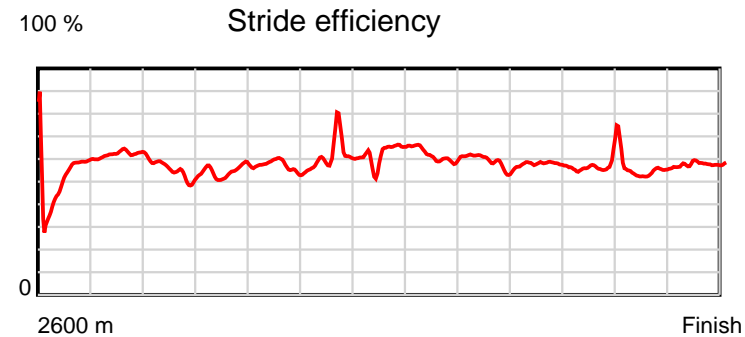
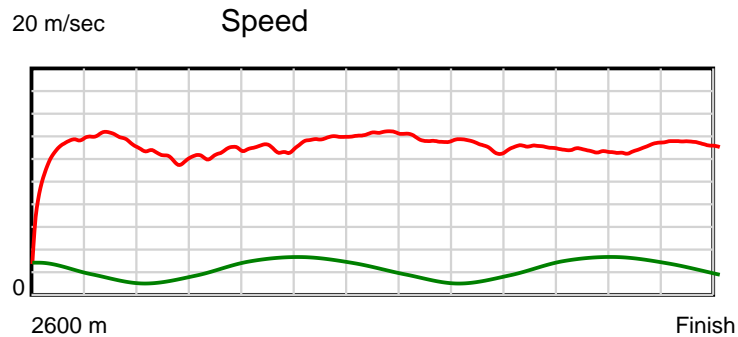
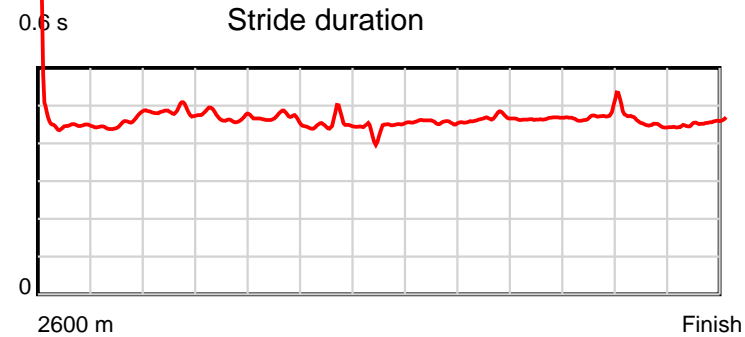
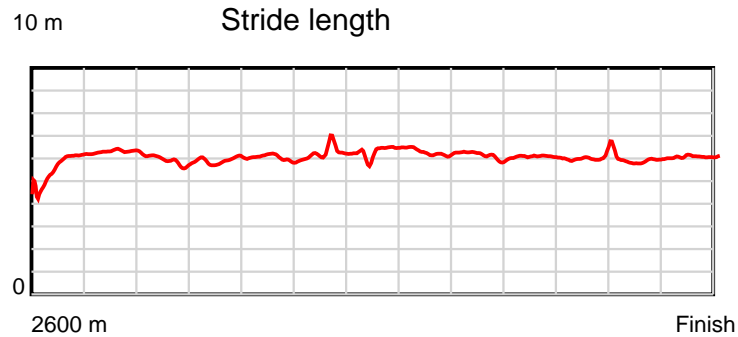
Disclaimer.

HRNZ and NZMTC and Thoroughbred Ratings Pty Ltd accepts no responsibility for the completeness or accuracy of any of the information contained herein, and makes no representations about its suitability for any particular purpose. Users should make their own judgements about those matters and/or seek independent advice. You assume all risks associated with use of the data provided on this page.

Race Results

June 28, 2020, Race 4, NEW TRACKSIDE DINING MENU AT ADDINGTON TROT, Distance 2600m, Addington - Survey 3200m

Result	TAB no.	Horse (Barrier)	2200m to	2000m to	1800m to	1600m to	1400m to	1200m to	1000m to	800m to	600m to	400m to	200m to	Total or	Margin
7th	17	Kowhai Sundown (0)	2000m	1800m	1600m	1400m	1200m	1000m	800m	600m	400m	200m	WP	Average	
		Position in running (margin)	8(13.9)	9(16.3)	9(13.2)	9(14.6)	8(12.3)	8(12.4)	8(8.8)	7(7.4)	7(5.7)	6(5.2)	6(6.9)		8.00
		Sectional time (s)	16.48	16.09	15.93	14.80	14.03	14.74	15.36	15.40	16.03	16.02	15.12		
		Cumulative time (s)	170.00	153.52	137.43	121.50	106.70	92.67	77.93	62.57	47.17	31.14	15.12	3:22.71	
		Speed (m/s)	12.14	12.43	12.55	13.51	14.26	13.57	13.02	12.99	12.48	12.48	13.23	12.83	
		Stride length (m)	5.88	5.86	5.86	6.07	6.29	6.20	6.09	6.04	5.92	5.65	6.02	5.96	
		Stride duration (s)	0.485	0.471	0.467	0.450	0.441	0.457	0.467	0.465	0.475	0.453	0.455	0.465	
		Stride efficiency (%)	54.08	53.62	53.71	57.65	61.73	60.04	57.88	57.02	54.85	49.96	56.68	55.56	
		Stride count	34.00	34.14	34.11	32.93	31.82	32.26	32.86	33.11	33.76	35.37	33.21	436.03	



Note: Horizontal distance axis grid lines are 200m furlongs.

Disclaimer.

HRNZ and NZMTC and Thoroughbred Ratings Pty Ltd accepts no responsibility for the completeness or accuracy of any of the information contained herein, and makes no representations about its suitability for any particular purpose. Users should make their own judgements about those matters and/or seek independent advice. You assume all risks associated with use of the data provided on this page.



Race Results



June 28, 2020, Race 4, NEW TRACKSIDE DINING MENU AT ADDINGTON TROT, Distance 2600m, Addington - Survey 3200m

Result	TAB no.	Horse (Barrier)	2600 to	2400m to
8th	3	Lisa Marie P (5)	2400m	2200m
		Position in running (margin)	-	11(13.6)
		Sectional time (s)	17.89	15.01
		Cumulative time (s)	202.72	184.83
		Speed (m/s)	11.18	13.32
		Stride length (m)	5.32	5.90
		Stride duration (s)	0.444	0.443
		Stride efficiency (%)	44.19	54.39
		Stride count	37.61	33.90

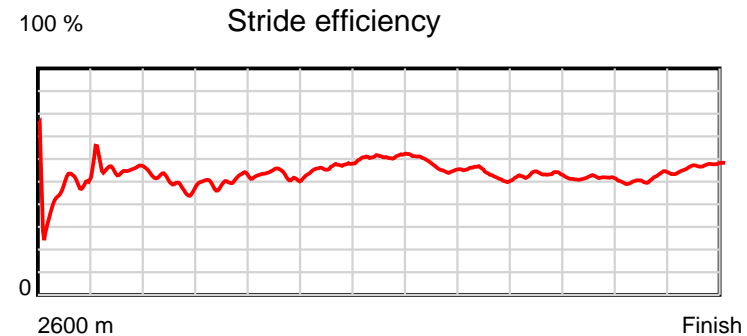
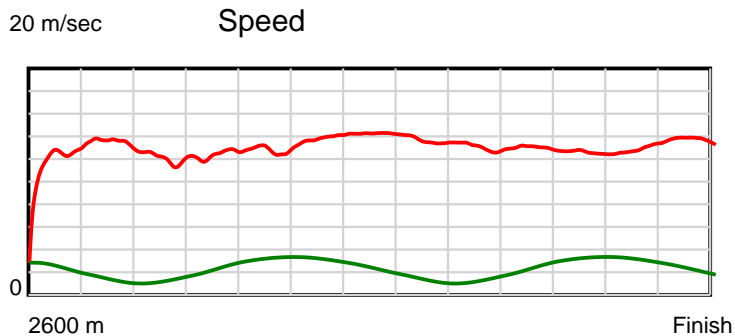
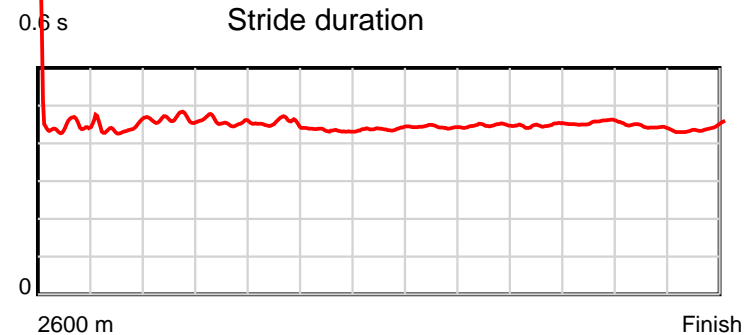
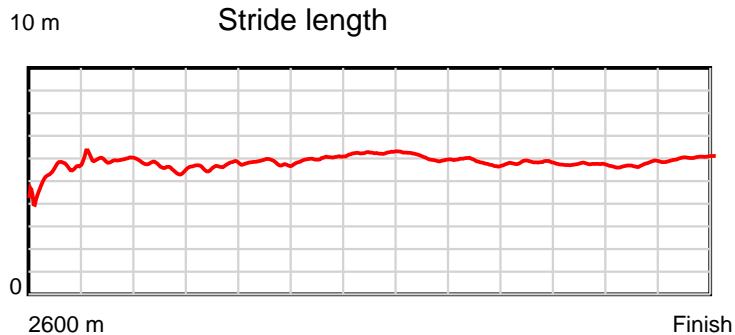
Disclaimer.

HRNZ and NZMTC and Thoroughbred Ratings Pty Ltd accepts no responsibility for the completeness or accuracy of any of the information contained herein, and makes no representations about its suitability for any particular purpose. Users should make their own judgements about those matters and/or seek independent advice. You assume all risks associated with use of the data provided on this page.

Race Results

June 28, 2020, Race 4, NEW TRACKSIDE DINING MENU AT ADDINGTON TROT, Distance 2600m, Addington - Survey 3200m

Result	TAB no.	Horse (Barrier)	2200m to	2000m to	1800m to	1600m to	1400m to	1200m to	1000m to	800m to	600m to	400m to	200m to	Total or	Margin
8th	3	Lisa Marie P (5)	2000m	1800m	1600m	1400m	1200m	1000m	800m	600m	400m	200m	WP	Average	
		Position in running (margin)	10(15.4)	10(18.4)	10(15.4)	10(17.1)	10(14.4)	9(14.8)	9(11.4)	9(10.1)	9(8.2)	9(8.9)	8(10.0)		8.10
		Sectional time (s)	16.57	16.10	16.00	14.73	14.07	14.77	15.39	15.36	16.23	15.91	14.69		
		Cumulative time (s)	169.82	153.25	137.15	121.15	106.42	92.35	77.58	62.19	46.83	30.60	14.69	3:22.72	
		Speed (m/s)	12.07	12.42	12.50	13.58	14.21	13.54	13.00	13.02	12.32	12.57	13.61	12.83	
		Stride length (m)	5.61	5.68	5.68	5.90	6.23	6.00	5.82	5.84	5.62	5.57	6.01	5.77	
		Stride duration (s)	0.465	0.457	0.455	0.434	0.439	0.443	0.448	0.448	0.456	0.443	0.441	0.450	
		Stride efficiency (%)	49.23	50.43	50.48	54.37	60.73	56.30	52.92	53.24	49.35	48.46	56.41	52.10	
		Stride count	35.63	35.20	35.19	33.91	32.08	33.32	34.37	34.26	35.59	35.92	33.29	450.27	



Note: Horizontal distance axis grid lines are 200m furlongs.

Disclaimer.

HRNZ and NZMTC and Thoroughbred Ratings Pty Ltd accepts no responsibility for the completeness or accuracy of any of the information contained herein, and makes no representations about its suitability for any particular purpose. Users should make their own judgements about those matters and/or seek independent advice. You assume all risks associated with use of the data provided on this page.



Race Results



June 28, 2020, Race 4, NEW TRACKSIDE DINING MENU AT ADDINGTON TROT, Distance 2600m, Addington - Survey 3200m

Result	TAB no.	Horse (Barrier)	2600 to	2400m to
9th	11	DD's Super Stu... (12)	2400m	2200m
		Position in running (margin)	-	12(14.5)
		Sectional time (s)	17.93	15.29
		Cumulative time (s)	204.62	186.69
		Speed (m/s)	11.16	13.08
		Stride length (m)	5.56	6.07
		Stride duration (s)	0.480	0.464
		Stride efficiency (%)	48.36	57.49
		Stride count	35.95	32.97

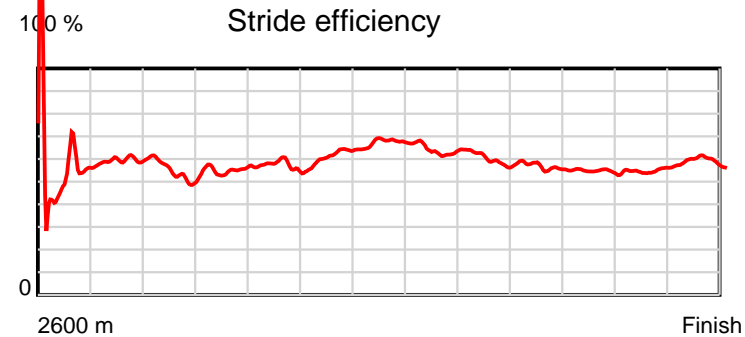
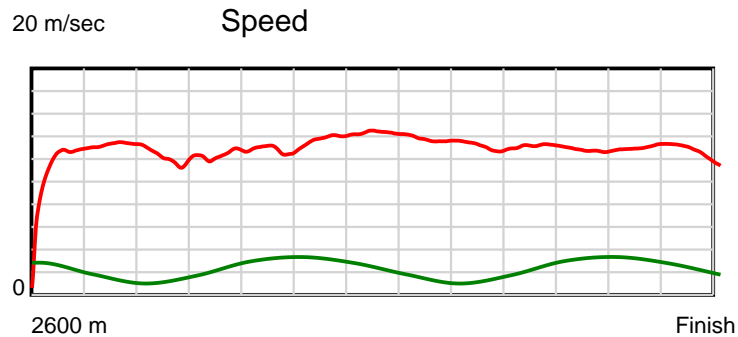
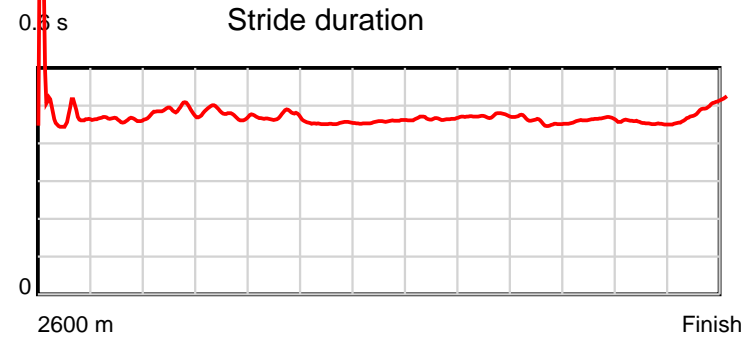
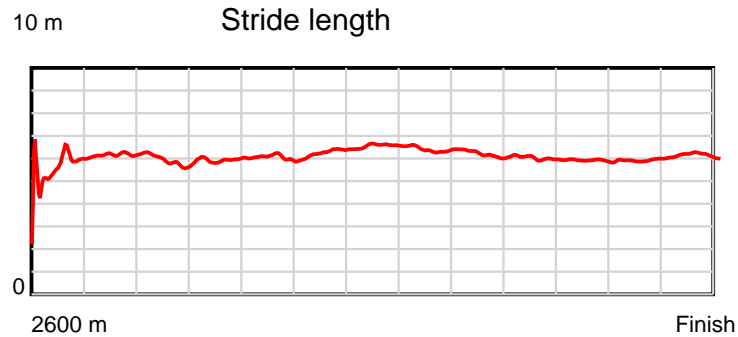
Disclaimer.

HRNZ and NZMTC and Thoroughbred Ratings Pty Ltd accepts no responsibility for the completeness or accuracy of any of the information contained herein, and makes no representations about its suitability for any particular purpose. Users should make their own judgements about those matters and/or seek independent advice. You assume all risks associated with use of the data provided on this page.

Race Results

June 28, 2020, Race 4, NEW TRACKSIDE DINING MENU AT ADDINGTON TROT, Distance 2600m, Addington - Survey 3200m

Result	TAB no.	Horse (Barrier)	2200m to	2000m to	1800m to	1600m to	1400m to	1200m to	1000m to	800m to	600m to	400m to	200m to	Total or	Margin
9th	11	DD's Super Stu... (12)	2000m	1800m	1600m	1400m	1200m	1000m	800m	600m	400m	200m	WP	Average	
		Position in running (margin)	11(17.9)	11(20.8)	11(18.0)	11(19.0)	11(16.7)	11(17.1)	11(13.0)	10(12.0)	10(9.4)	10(9.9)	9(11.7)		18.70
		Sectional time (s)	16.55	16.15	15.88	14.80	14.06	14.67	15.44	15.23	16.21	16.04	16.37		
		Cumulative time (s)	171.40	154.85	138.70	122.82	108.02	93.96	79.29	63.85	48.62	32.41	16.37	3:24.62	
		Speed (m/s)	12.08	12.38	12.59	13.51	14.22	13.63	12.95	13.13	12.34	12.47	12.22	12.71	
		Stride length (m)	5.89	5.94	5.94	6.12	6.52	6.35	6.12	6.00	5.71	5.66	6.05	5.98	
		Stride duration (s)	0.487	0.480	0.471	0.453	0.458	0.466	0.473	0.457	0.463	0.454	0.495	0.471	
		Stride efficiency (%)	54.16	55.21	55.12	58.53	66.34	63.08	58.58	56.28	50.97	50.11	57.17	55.96	
		Stride count	33.97	33.65	33.67	32.68	30.70	31.48	32.67	33.33	35.02	35.32	33.07	434.48	



Note: Horizontal distance axis grid lines are 200m furlongs.

Disclaimer.

HRNZ and NZMTC and Thoroughbred Ratings Pty Ltd accepts no responsibility for the completeness or accuracy of any of the information contained herein, and makes no representations about its suitability for any particular purpose. Users should make their own judgements about those matters and/or seek independent advice. You assume all risks associated with use of the data provided on this page.



Race Results



June 28, 2020, Race 4, NEW TRACKSIDE DINING MENU AT ADDINGTON TROT, Distance 2600m, Addington - Survey 3200m

Result	TAB no.	Horse (Barrier)	2600 to	2400m to
10th	15	Missalyssa (1)	2400m	2200m
		Position in running (margin)	-	15(18.6)
		Sectional time (s)	18.87	15.27
		Cumulative time (s)	206.11	187.24
		Speed (m/s)	10.60	13.10
		Stride length (m)	5.50	5.82
		Stride duration (s)	0.463	0.444
		Stride efficiency (%)	47.26	52.91
		Stride count	36.37	34.37

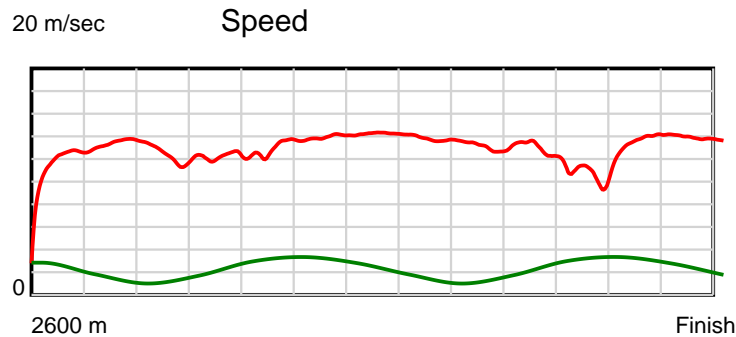
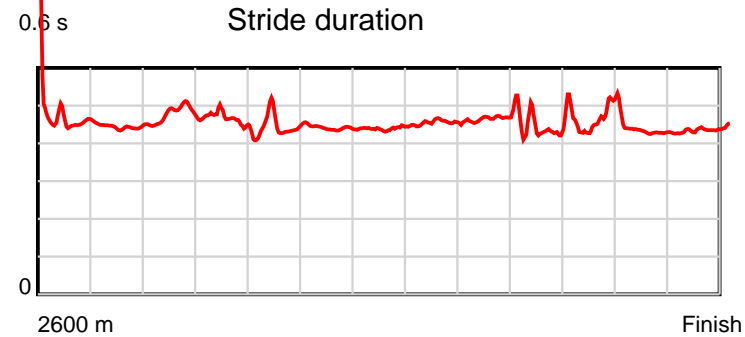
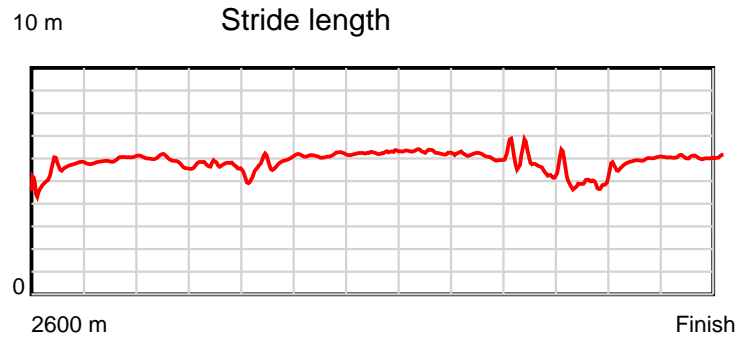
Disclaimer.

HRNZ and NZMTC and Thoroughbred Ratings Pty Ltd accepts no responsibility for the completeness or accuracy of any of the information contained herein, and makes no representations about its suitability for any particular purpose. Users should make their own judgements about those matters and/or seek independent advice. You assume all risks associated with use of the data provided on this page.

Race Results

June 28, 2020, Race 4, NEW TRACKSIDE DINING MENU AT ADDINGTON TROT, Distance 2600m, Addington - Survey 3200m

Result	TAB no.	Horse (Barrier)	2200m to	2000m to	1800m to	1600m to	1400m to	1200m to	1000m to	800m to	600m to	400m to	200m to	Total or	Margin
10th	15	Missalyssa (1)	2000m	1800m	1600m	1400m	1200m	1000m	800m	600m	400m	200m	WP	Average	
		Position in running (margin)	12(22.0)	12(23.1)	12(20.8)	12(22.3)	12(19.1)	12(15.3)	12(13.7)	11(12.9)	13(34.1)	11(30.3)			26.90
		Sectional time (s)	16.27	16.22	15.95	14.65	14.00	14.70	15.33	15.55	19.64	15.10	14.56		
		Cumulative time (s)	171.97	155.70	139.48	123.53	108.88	94.88	80.18	64.85	49.30	29.66	14.56	3:26.11	
		Speed (m/s)	12.29	12.33	12.54	13.65	14.29	13.61	13.05	12.86	10.18	13.25	13.74	12.61	
		Stride length (m)	5.87	5.61	5.45	5.99	6.23	6.14	6.18	5.49	4.67	5.70	6.01	5.71	
		Stride duration (s)	0.477	0.455	0.435	0.439	0.436	0.452	0.473	0.427	0.458	0.431	0.437	0.453	
		Stride efficiency (%)	53.80	49.19	46.38	56.06	60.74	58.97	59.60	47.06	34.02	50.84	56.38	50.97	
		Stride count	34.08	35.65	36.71	33.39	32.08	32.56	32.38	36.44	42.87	35.06	33.30	455.26	



Note: Horizontal distance axis grid lines are 200m furlongs.

Disclaimer.

HRNZ and NZMTC and Thoroughbred Ratings Pty Ltd accepts no responsibility for the completeness or accuracy of any of the information contained herein, and makes no representations about its suitability for any particular purpose. Users should make their own judgements about those matters and/or seek independent advice. You assume all risks associated with use of the data provided on this page.



Race Results



June 28, 2020, Race 4, NEW TRACKSIDE DINING MENU AT ADDINGTON TROT, Distance 2600m, Addington - Survey 3200m

Result	TAB no.	Horse (Barrier)	2600 to	2400m to
11th	12	Honeys Son (13)	2400m	2200m
		Position in running (margin)	-	7(11.0)
		Sectional time (s)	17.41	14.85
		Cumulative time (s)	206.91	189.50
		Speed (m/s)	11.49	13.47
		Stride length (m)	5.44	5.95
		Stride duration (s)	0.442	0.442
		Stride efficiency (%)	46.26	55.30
		Stride count	36.76	33.62

Disclaimer.

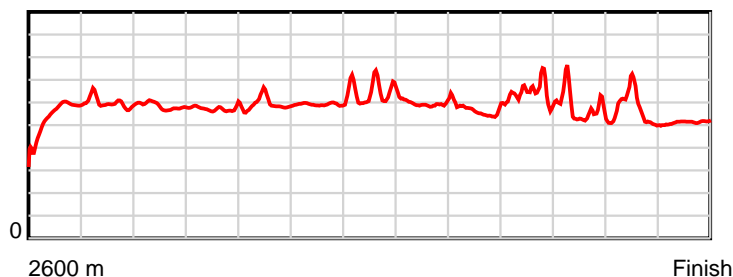
HRNZ and NZMTC and Thoroughbred Ratings Pty Ltd accepts no responsibility for the completeness or accuracy of any of the information contained herein, and makes no representations about its suitability for any particular purpose. Users should make their own judgements about those matters and/or seek independent advice. You assume all risks associated with use of the data provided on this page.

Race Results

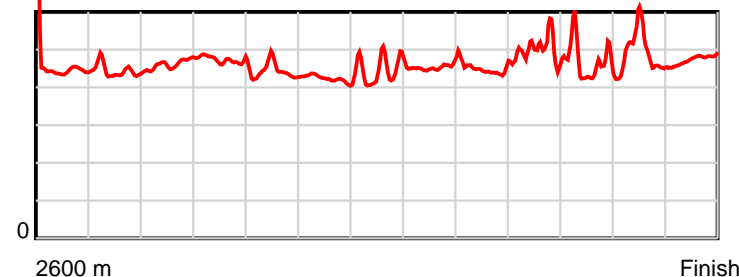
June 28, 2020, Race 4, NEW TRACKSIDE DINING MENU AT ADDINGTON TROT, Distance 2600m, Addington - Survey 3200m

Result	TAB no.	Horse (Barrier)	2200m to	2000m to	1800m to	1600m to	1400m to	1200m to	1000m to	800m to	600m to	400m to	200m to	Total or	Margin
11th	12	Honeys Son (13)	2000m	1800m	1600m	1400m	1200m	1000m	800m	600m	400m	200m	WP	Average	
		Position in running (margin)	7(11.8)	5(8.7)	6(7.8)	4(4.5)	2(1.0)	1(0.0)	1(0.0)	1(0.0)	2(0.3)	2(2.0)	10(12.2)		31.40
		Sectional time (s)	15.56	16.46	15.16	14.59	13.84	15.35	15.60	15.72	16.40	17.44	18.53		
		Cumulative time (s)	174.65	159.09	142.63	127.47	112.88	99.04	83.69	68.09	52.37	35.97	18.53	3:26.91	
		Speed (m/s)	12.85	12.15	13.19	13.71	14.45	13.03	12.82	12.72	12.20	11.47	10.79	12.57	
		Stride length (m)	5.94	5.74	5.78	5.78	6.47	5.88	5.69	5.82	5.41	5.33	5.13	5.70	
		Stride duration (s)	0.462	0.472	0.438	0.422	0.447	0.451	0.444	0.458	0.443	0.465	0.476	0.454	
		Stride efficiency (%)	55.13	51.45	52.13	52.21	65.31	53.96	50.64	53.00	45.67	44.36	41.20	50.78	
		Stride count	33.67	34.86	34.63	34.60	30.94	34.04	35.13	34.34	37.00	37.54	38.95	456.08	

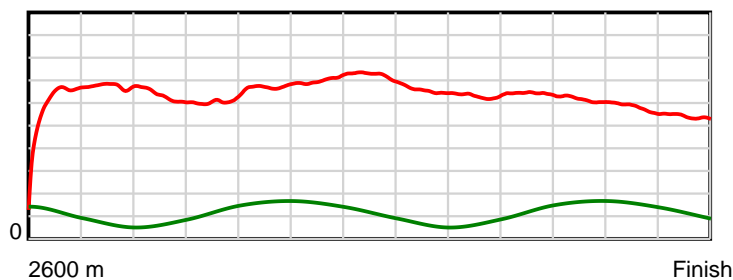
10 m Stride length



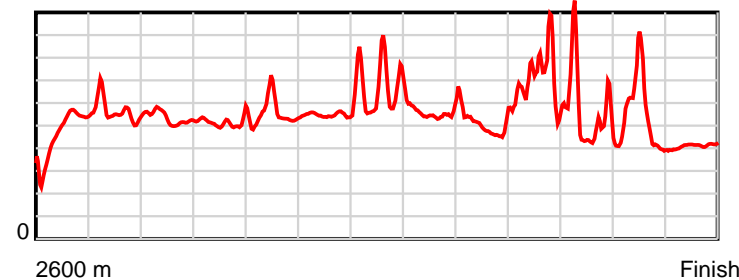
0.6 s Stride duration



20 m/sec Speed



100 % Stride efficiency



Note: Horizontal distance axis grid lines are 200m furlongs.

Disclaimer.

HRNZ and NZMTC and Thoroughbred Ratings Pty Ltd accepts no responsibility for the completeness or accuracy of any of the information contained herein, and makes no representations about its suitability for any particular purpose. Users should make their own judgements about those matters and/or seek independent advice. You assume all risks associated with use of the data provided on this page.



Race Results



June 28, 2020, Race 4, NEW TRACKSIDE DINING MENU AT ADDINGTON TROT, Distance 2600m, Addington - Survey 3200m

Result	TAB no.	Horse (Barrier)	2600 to	2400m to
12th	1	Quik Shot (3)	2400m	2200m
		Position in running (margin)	-	8(12.6)
		Sectional time (s)	17.70	20.08
		Cumulative time (s)	210.03	192.33
		Speed (m/s)	11.30	9.96
		Stride length (m)	5.19	4.73
		Stride duration (s)	0.463	0.474
		Stride efficiency (%)	42.02	34.89
		Stride count	38.57	42.32

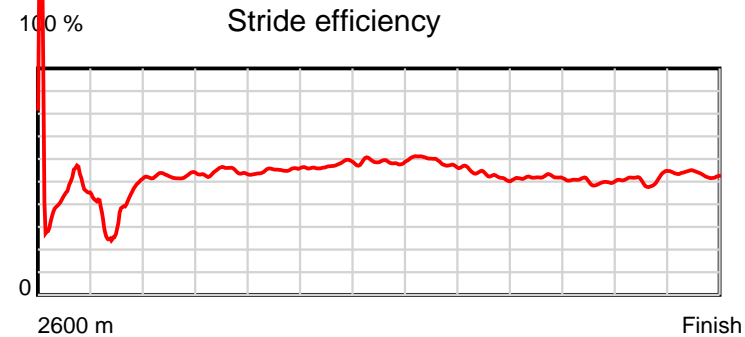
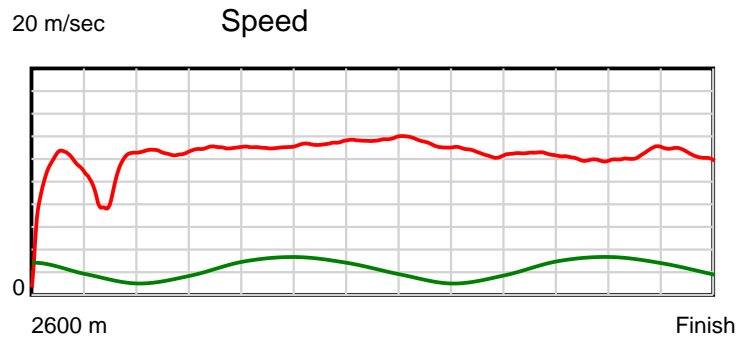
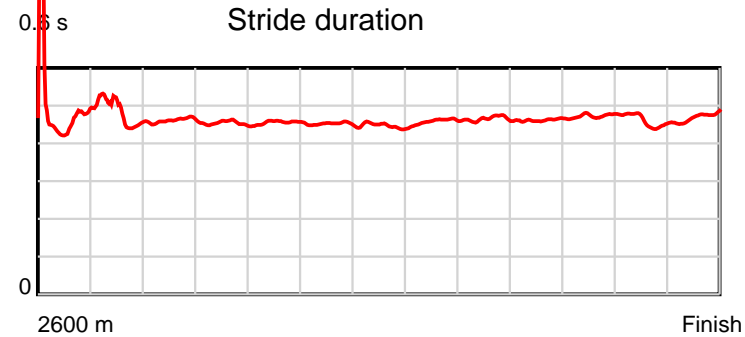
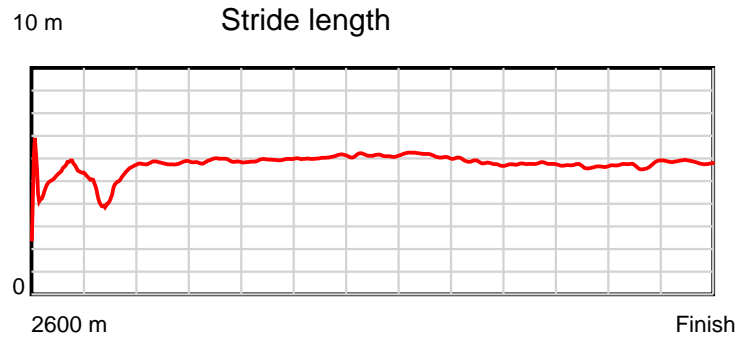
Disclaimer.

HRNZ and NZMTC and Thoroughbred Ratings Pty Ltd accepts no responsibility for the completeness or accuracy of any of the information contained herein, and makes no representations about its suitability for any particular purpose. Users should make their own judgements about those matters and/or seek independent advice. You assume all risks associated with use of the data provided on this page.

Race Results

June 28, 2020, Race 4, NEW TRACKSIDE DINING MENU AT ADDINGTON TROT, Distance 2600m, Addington - Survey 3200m

Result	TAB no.	Horse (Barrier)	2200m to	2000m to	1800m to	1600m to	1400m to	1200m to	1000m to	800m to	600m to	400m to	200m to	Total or	Margin
12th	1	Quik Shot (3)	2000m	1800m	1600m	1400m	1200m	1000m	800m	600m	400m	200m	WP	Average	
		Position in running (margin)	16(44.7)	16(42.9)	15(35.7)	15(34.8)	15(34.0)	15(37.5)	15(34.9)	15(35.5)	15(37.8)	15(42.2)	14(45.3)		48.70
		Sectional time (s)	15.77	15.41	15.55	15.05	14.59	14.93	15.69	16.05	16.85	16.25	16.11		
		Cumulative time (s)	172.25	156.48	141.07	125.52	110.47	95.88	80.95	65.26	49.21	32.36	16.11	3:30.03	
		Speed (m/s)	12.68	12.98	12.86	13.29	13.71	13.40	12.75	12.46	11.87	12.31	12.41	12.38	
		Stride length (m)	5.84	5.89	5.86	6.00	6.12	6.14	5.93	5.75	5.61	5.67	5.85	5.71	
		Stride duration (s)	0.461	0.454	0.456	0.452	0.447	0.459	0.465	0.462	0.473	0.460	0.471	0.461	
		Stride efficiency (%)	53.34	54.15	53.66	56.30	58.57	59.00	54.91	51.74	49.18	50.15	53.41	50.93	
		Stride count	34.23	33.97	34.13	33.32	32.67	32.55	33.74	34.76	35.65	35.30	34.21	455.42	



Note: Horizontal distance axis grid lines are 200m furlongs.

Disclaimer.

HRNZ and NZMTC and Thoroughbred Ratings Pty Ltd accepts no responsibility for the completeness or accuracy of any of the information contained herein, and makes no representations about its suitability for any particular purpose. Users should make their own judgements about those matters and/or seek independent advice. You assume all risks associated with use of the data provided on this page.



Race Results



June 28, 2020, Race 4, NEW TRACKSIDE DINING MENU AT ADDINGTON TROT, Distance 2600m, Addington - Survey 3200m

Result	TAB no.	Horse (Barrier)	2600 to	2400m to
13th	16	Time In A Bott... (2)	2400m	2200m
		Position in running (margin)	-	4(4.7)
		Sectional time (s)	16.39	15.39
		Cumulative time (s)	210.23	193.84
		Speed (m/s)	12.21	13.00
		Stride length (m)	5.55	5.54
		Stride duration (s)	0.427	0.427
		Stride efficiency (%)	48.05	47.99
		Stride count	36.07	36.09

Disclaimer.

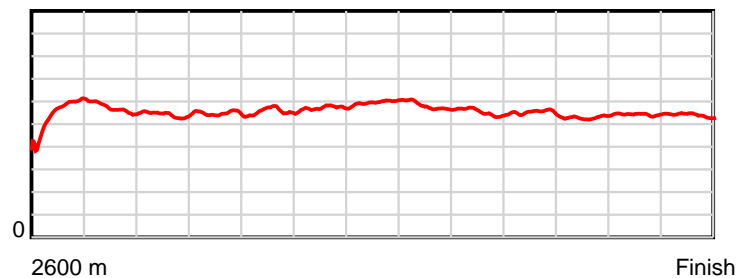
HRNZ and NZMTC and Thoroughbred Ratings Pty Ltd accepts no responsibility for the completeness or accuracy of any of the information contained herein, and makes no representations about its suitability for any particular purpose. Users should make their own judgements about those matters and/or seek independent advice. You assume all risks associated with use of the data provided on this page.

Race Results

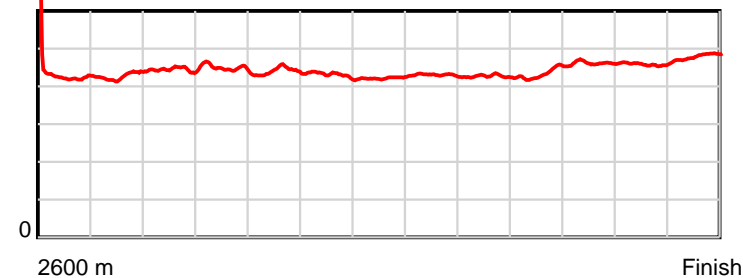
June 28, 2020, Race 4, NEW TRACKSIDE DINING MENU AT ADDINGTON TROT, Distance 2600m, Addington - Survey 3200m

Result	TAB no.	Horse (Barrier)	2200m to	2000m to	1800m to	1600m to	1400m to	1200m to	1000m to	800m to	600m to	400m to	200m to	Total or	Margin
13th	16	Time In A Bott... (2)	2000m	1800m	1600m	1400m	1200m	1000m	800m	600m	400m	200m	WP	Average	
		Position in running (margin)	5(8.7)	6(11.3)	7(10.3)	8(13.2)	9(13.8)	10(15.1)	10(12.9)	11(12.1)	12(13.8)	11(24.5)	12(33.9)		49.80
		Sectional time (s)	16.49	16.44	16.20	15.29	14.21	14.98	15.47	15.96	17.89	17.30	18.22		
		Cumulative time (s)	178.45	161.96	145.52	129.32	114.03	99.82	84.84	69.37	53.41	35.52	18.22	3:30.23	
		Speed (m/s)	12.13	12.17	12.35	13.08	14.07	13.35	12.93	12.53	11.18	11.56	10.98	12.37	
		Stride length (m)	5.39	5.47	5.42	5.63	5.94	5.74	5.51	5.44	5.15	5.30	5.27	5.48	
		Stride duration (s)	0.444	0.450	0.439	0.430	0.422	0.430	0.426	0.434	0.461	0.458	0.480	0.443	
		Stride efficiency (%)	45.33	46.80	45.90	49.56	55.22	51.48	47.47	46.30	41.52	43.91	43.38	46.97	
		Stride count	37.13	36.55	36.90	35.51	33.64	34.84	36.29	36.74	38.80	37.73	37.96	474.25	

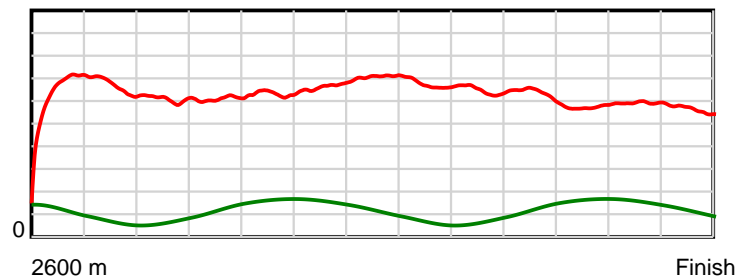
10 m Stride length



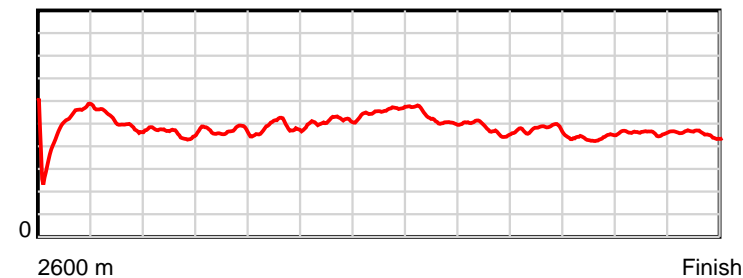
0.6 s Stride duration



20 m/sec Speed



100 % Stride efficiency



Note: Horizontal distance axis grid lines are 200m furlongs.

Disclaimer.

HRNZ and NZMTC and Thoroughbred Ratings Pty Ltd accepts no responsibility for the completeness or accuracy of any of the information contained herein, and makes no representations about its suitability for any particular purpose. Users should make their own judgements about those matters and/or seek independent advice. You assume all risks associated with use of the data provided on this page.



Race Results



June 28, 2020, Race 4, NEW TRACKSIDE DINING MENU AT ADDINGTON TROT, Distance 2600m, Addington - Survey 3200m

Result	TAB no.	Horse (Barrier)	2600 to	2400m to
14th	4	Cabella Noir (6)	2400m	2200m
		Position in running (margin)	-	13(15.3)
		Sectional time (s)	18.32	18.94
		Cumulative time (s)	210.78	192.46
		Speed (m/s)	10.92	10.56
		Stride length (m)	5.05	4.79
		Stride duration (s)	0.447	0.454
		Stride efficiency (%)	39.79	35.86
		Stride count	39.63	41.75

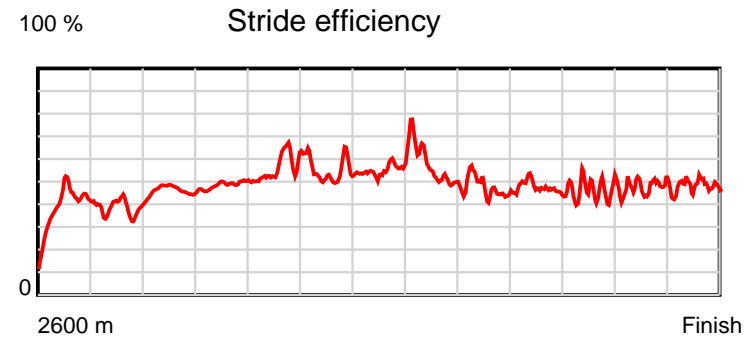
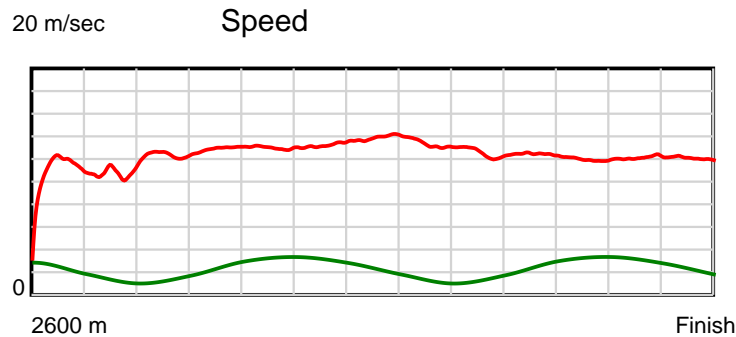
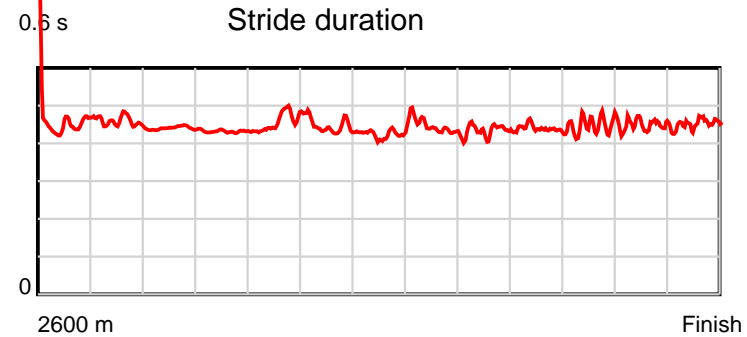
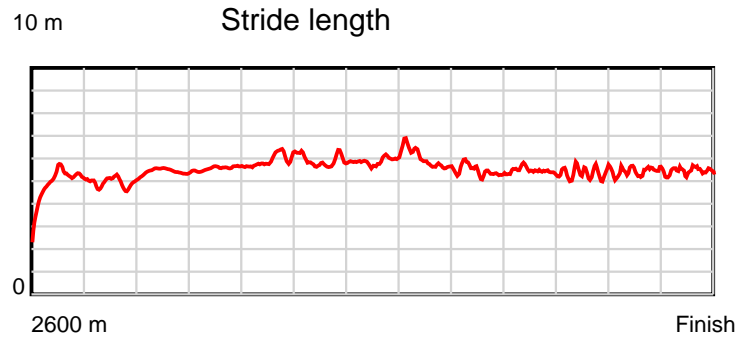
Disclaimer.

HRNZ and NZMTC and Thoroughbred Ratings Pty Ltd accepts no responsibility for the completeness or accuracy of any of the information contained herein, and makes no representations about its suitability for any particular purpose. Users should make their own judgements about those matters and/or seek independent advice. You assume all risks associated with use of the data provided on this page.

Race Results

June 28, 2020, Race 4, NEW TRACKSIDE DINING MENU AT ADDINGTON TROT, Distance 2600m, Addington - Survey 3200m

Result	TAB no.	Horse (Barrier)	2200m to	2000m to	1800m to	1600m to	1400m to	1200m to	1000m to	800m to	600m to	400m to	200m to	Total or	Margin
14th	4	Cabella Noir (6)	2000m	1800m	1600m	1400m	1200m	1000m	800m	600m	400m	200m	WP	Average	
		Position in running (margin)	15(40.7)	14(39.7)	14(32.5)	14(30.4)	14(31.2)	14(33.6)	14(32.2)	14(32.6)	14(35.3)	14(39.2)	15(46.0)		52.90
		Sectional time (s)	15.91	15.40	15.36	15.32	14.40	15.11	15.67	16.11	16.77	16.87	16.60		
		Cumulative time (s)	173.52	157.61	142.21	126.85	111.53	97.13	82.02	66.35	50.24	33.47	16.60	3:30.78	
		Speed (m/s)	12.57	12.99	13.02	13.05	13.89	13.24	12.76	12.41	11.93	11.86	12.05	12.34	
		Stride length (m)	5.54	5.58	5.83	5.76	5.80	5.71	5.42	5.32	5.28	5.03	5.17	5.39	
		Stride duration (s)	0.440	0.430	0.448	0.441	0.418	0.431	0.424	0.429	0.443	0.424	0.429	0.437	
		Stride efficiency (%)	47.90	48.65	53.09	51.89	52.63	50.87	45.86	44.21	43.61	39.52	41.75	45.34	
		Stride count	36.12	35.84	34.31	34.71	34.46	35.05	36.92	37.60	37.86	39.77	38.69	482.71	



Note: Horizontal distance axis grid lines are 200m furlongs.

Disclaimer.

HRNZ and NZMTC and Thoroughbred Ratings Pty Ltd accepts no responsibility for the completeness or accuracy of any of the information contained herein, and makes no representations about its suitability for any particular purpose. Users should make their own judgements about those matters and/or seek independent advice. You assume all risks associated with use of the data provided on this page.



Race Results



June 28, 2020, Race 4, NEW TRACKSIDE DINING MENU AT ADDINGTON TROT, Distance 2600m, Addington - Survey 3200m

Result	TAB no.	Horse (Barrier)	2600 to	2400m to
15th	2	Dora Explorer (4)	2400m	2200m
		Position in running (margin)	-	16(35.5)
		Sectional time (s)	21.68	14.91
		Cumulative time (s)	210.88	189.20
		Speed (m/s)	9.23	13.41
		Stride length (m)	4.54	5.94
		Stride duration (s)	0.476	0.443
		Stride efficiency (%)	32.28	55.14
		Stride count	44.01	33.67

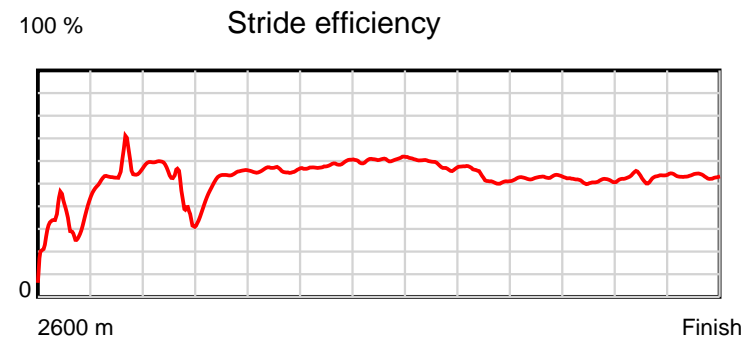
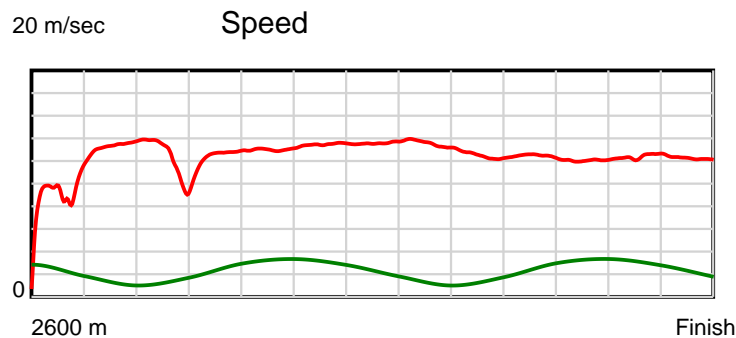
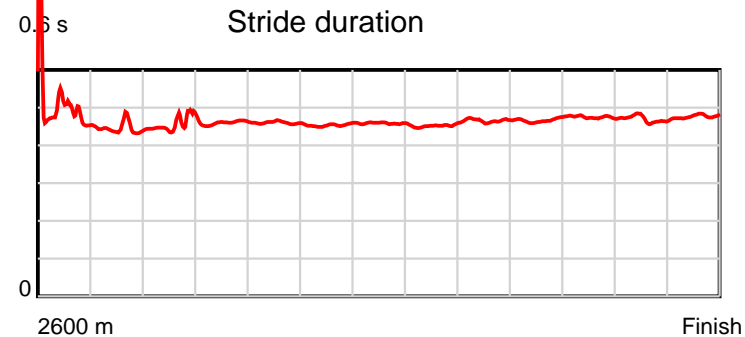
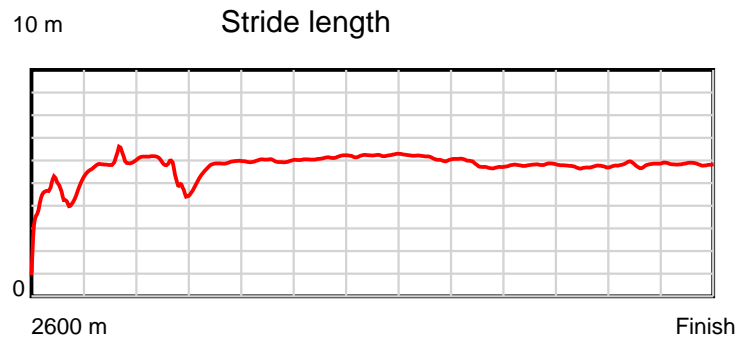
Disclaimer.

HRNZ and NZMTC and Thoroughbred Ratings Pty Ltd accepts no responsibility for the completeness or accuracy of any of the information contained herein, and makes no representations about its suitability for any particular purpose. Users should make their own judgements about those matters and/or seek independent advice. You assume all risks associated with use of the data provided on this page.

Race Results

June 28, 2020, Race 4, NEW TRACKSIDE DINING MENU AT ADDINGTON TROT, Distance 2600m, Addington - Survey 3200m

Result	TAB no.	Horse (Barrier)	2200m to	2000m to	1800m to	1600m to	1400m to	1200m to	1000m to	800m to	600m to	400m to	200m to	Total or	Margin
15th	2	Dora Explorer (4)	2000m	1800m	1600m	1400m	1200m	1000m	800m	600m	400m	200m	WP	Average	
		Position in running (margin)	13(36.7)	15(40.9)	16(37.9)	16(36.7)	16(36.0)	16(39.8)	16(36.7)	16(37.8)	16(40.1)	16(44.4)	16(48.9)		53.40
		Sectional time (s)	16.77	16.11	15.51	15.06	14.63	14.83	15.78	16.07	16.82	16.49	16.22		
		Cumulative time (s)	174.29	157.52	141.41	125.90	110.84	96.21	81.38	65.60	49.53	32.71	16.22	3:30.88	
		Speed (m/s)	11.93	12.41	12.89	13.28	13.67	13.49	12.67	12.45	11.89	12.13	12.33	12.33	
		Stride length (m)	5.33	5.70	5.93	6.02	6.26	6.10	5.90	5.81	5.64	5.69	5.89	5.72	
		Stride duration (s)	0.447	0.459	0.460	0.454	0.458	0.452	0.466	0.467	0.475	0.470	0.477	0.464	
		Stride efficiency (%)	44.40	50.78	54.93	56.72	61.26	58.11	54.44	52.72	49.77	50.67	54.12	51.07	
		Stride count	37.52	35.08	33.73	33.20	31.94	32.80	33.88	34.43	35.44	35.12	33.98	454.80	



Note: Horizontal distance axis grid lines are 200m furlongs.

Disclaimer.

HRNZ and NZMTC and Thoroughbred Ratings Pty Ltd accepts no responsibility for the completeness or accuracy of any of the information contained herein, and makes no representations about its suitability for any particular purpose. Users should make their own judgements about those matters and/or seek independent advice. You assume all risks associated with use of the data provided on this page.



Race Results



June 28, 2020, Race 4, NEW TRACKSIDE DINING MENU AT ADDINGTON TROT, Distance 2600m, Addington - Survey 3200m

Result	TAB no.	Horse (Barrier)	2600 to	2400m to
16th	14	Jerry Garcia (15)	2400m	2200m
		Position in running (margin)	-	14(17.6)
		Sectional time (s)	18.65	18.44
		Cumulative time (s)	211.33	192.68
		Speed (m/s)	10.73	10.85
		Stride length (m)	5.49	5.01
		Stride duration (s)	0.481	0.462
		Stride efficiency (%)	47.18	39.21
		Stride count	36.40	39.93

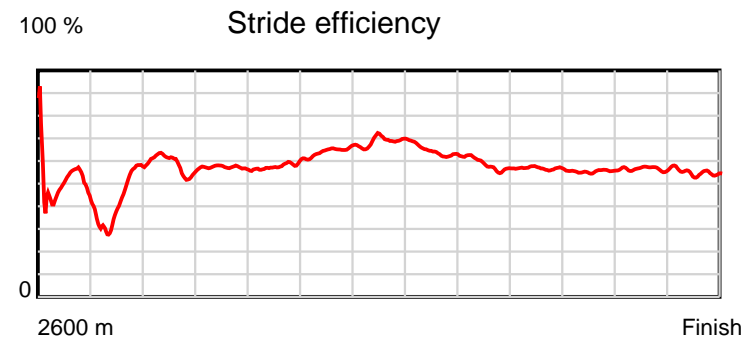
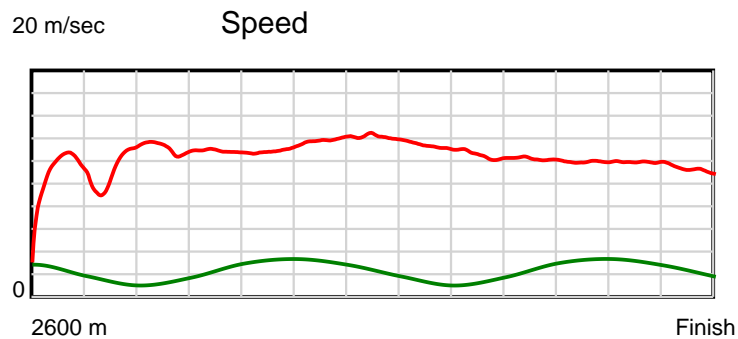
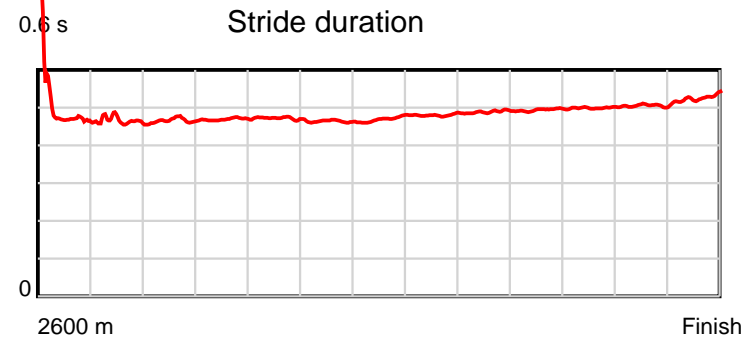
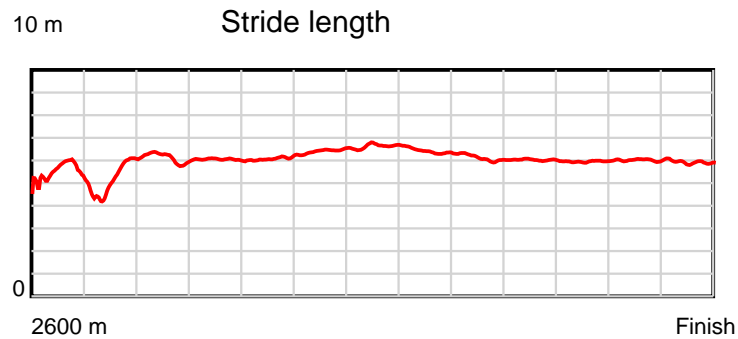
Disclaimer.

HRNZ and NZMTC and Thoroughbred Ratings Pty Ltd accepts no responsibility for the completeness or accuracy of any of the information contained herein, and makes no representations about its suitability for any particular purpose. Users should make their own judgements about those matters and/or seek independent advice. You assume all risks associated with use of the data provided on this page.

Race Results

June 28, 2020, Race 4, NEW TRACKSIDE DINING MENU AT ADDINGTON TROT, Distance 2600m, Addington - Survey 3200m

Result	TAB no.	Horse (Barrier)	2200m to	2000m to	1800m to	1600m to	1400m to	1200m to	1000m to	800m to	600m to	400m to	200m to	Total or	Margin
16th	14	Jerry Garcia (15)	2000m	1800m	1600m	1400m	1200m	1000m	800m	600m	400m	200m	WP	Average	
		Position in running (margin)	14(39.9)	13(34.5)	13(27.4)	13(26.5)	13(23.0)	13(24.4)	13(21.9)	13(24.1)	13(28.8)	12(33.4)	13(41.7)		55.90
		Sectional time (s)	15.16	15.42	15.56	14.60	14.23	14.95	15.95	16.47	16.88	17.11	17.91		
		Cumulative time (s)	174.24	159.08	143.66	128.10	113.50	99.27	84.32	68.37	51.90	35.02	17.91	3:31.33	
		Speed (m/s)	13.19	12.97	12.85	13.70	14.05	13.38	12.54	12.14	11.85	11.69	11.17	12.30	
		Stride length (m)	6.14	6.08	6.07	6.34	6.61	6.43	6.13	6.00	5.92	5.91	5.89	5.97	
		Stride duration (s)	0.466	0.469	0.472	0.463	0.470	0.480	0.489	0.494	0.499	0.506	0.527	0.486	
		Stride efficiency (%)	58.91	57.81	57.65	62.85	68.29	64.55	58.72	56.25	54.70	54.65	54.18	55.78	
		Stride count	32.57	32.88	32.93	31.54	30.25	31.12	32.63	33.33	33.80	33.82	33.96	435.16	



Note: Horizontal distance axis grid lines are 200m furlongs.

Disclaimer.

HRNZ and NZMTC and Thoroughbred Ratings Pty Ltd accepts no responsibility for the completeness or accuracy of any of the information contained herein, and makes no representations about its suitability for any particular purpose. Users should make their own judgements about those matters and/or seek independent advice. You assume all risks associated with use of the data provided on this page.