



Race Results

NZ Metropolitan Trotting Club Inc, HRNZ, June 28, 2020

Compilation date: June 28, 2020, 5:07:51 PM (NZST)

Copyright © 2020 HRNZ and NZMTC. All rights reserved.

Trademarks.

StrideMASTER is a registered trademark of Thoroughbred Ratings Pty Ltd.

Disclaimer.

HRNZ and NZMTC and Thoroughbred Ratings Pty Ltd accepts no responsibility for the completeness or accuracy of any of the information contained herein, and makes no representations about its suitability for any particular purpose. Users should make their own judgements about those matters and/or seek independent advice. You assume all risks associated with use of the data provided on this page.



Race Results



June 28, 2020, Race 6, , Distance 2600m, Addington - Survey 3200m

| Result | TAB no. | Horse (Barrier) | 2600 to | 2400m to |
|--------|---------|------------------------------|---------|----------|
| 1st | 6 | Martha Stuart (7) | 2400m | 2200m |
| | | Position in running (margin) | - | 1(0.0) |
| | | Sectional time (s) | 16.38 | 16.33 |
| | | Cumulative time (s) | 205.59 | 189.21 |
| | | Speed (m/s) | 12.21 | 12.25 |
| | | Stride length (m) | 5.60 | 5.86 |
| | | Stride duration (s) | 0.455 | 0.478 |
| | | Stride efficiency (%) | 49.06 | 53.59 |
| | | Stride count | 35.70 | 34.15 |

Disclaimer.

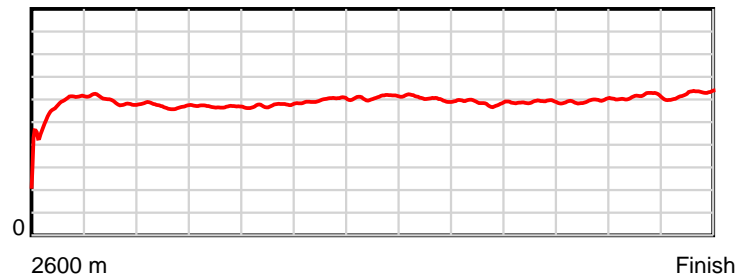
HRNZ and NZMTC and Thoroughbred Ratings Pty Ltd accepts no responsibility for the completeness or accuracy of any of the information contained herein, and makes no representations about its suitability for any particular purpose. Users should make their own judgements about those matters and/or seek independent advice. You assume all risks associated with use of the data provided on this page.

Race Results

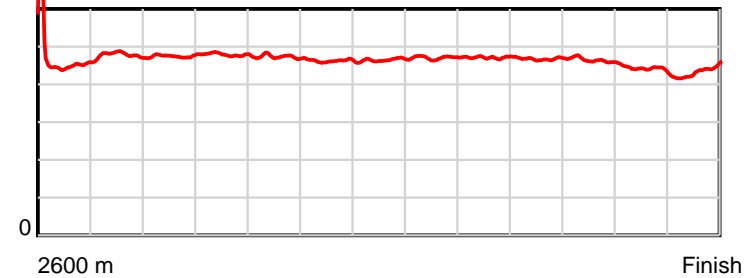
June 28, 2020, Race 6, , Distance 2600m, Addington - Survey 3200m

| Result | TAB no. | Horse (Barrier) | 2200m to | 2000m to | 1800m to | 1600m to | 1400m to | 1200m to | 1000m to | 800m to | 600m to | 400m to | 200m to | Total or | Margin |
|--------|---------|------------------------------|--------------|--------------|--------------|--------------|--------------|--------------|-------------|-------------|-------------|-------------|-----------|----------------|--------|
| 1st | 6 | Martha Stuart (7) | 2000m | 1800m | 1600m | 1400m | 1200m | 1000m | 800m | 600m | 400m | 200m | WP | Average | |
| | | Position in running (margin) | 2(1.4) | 2(2.4) | 2(2.4) | 2(2.1) | 2(1.8) | 2(1.8) | 2(1.9) | 2(2.1) | 2(1.9) | 2(2.1) | 2(1.6) | | 0.00 |
| | | Sectional time (s) | 16.54 | 16.87 | 16.68 | 15.80 | 15.20 | 15.71 | 16.00 | 15.81 | 15.74 | 14.51 | 14.02 | | |
| | | Cumulative time (s) | 172.88 | 156.34 | 139.47 | 122.79 | 106.99 | 91.79 | 76.08 | 60.08 | 44.27 | 28.53 | 14.02 | 3:25.59 | |
| | | Speed (m/s) | 12.09 | 11.86 | 11.99 | 12.66 | 13.16 | 12.73 | 12.50 | 12.65 | 12.71 | 13.78 | 14.27 | 12.65 | |
| | | Stride length (m) | 5.74 | 5.68 | 5.67 | 5.85 | 6.11 | 5.99 | 5.89 | 5.91 | 5.90 | 6.06 | 6.22 | 5.88 | |
| | | Stride duration (s) | 0.475 | 0.479 | 0.473 | 0.462 | 0.465 | 0.471 | 0.471 | 0.467 | 0.464 | 0.440 | 0.436 | 0.465 | |
| | | Stride efficiency (%) | 51.45 | 50.41 | 50.29 | 53.47 | 58.42 | 56.15 | 54.28 | 54.51 | 54.35 | 57.43 | 60.50 | 54.01 | |
| | | Stride count | 34.86 | 35.21 | 35.25 | 34.19 | 32.71 | 33.36 | 33.93 | 33.86 | 33.91 | 32.99 | 32.14 | 442.26 | |

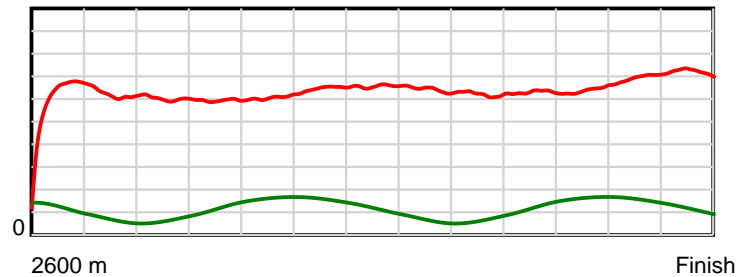
10 m Stride length



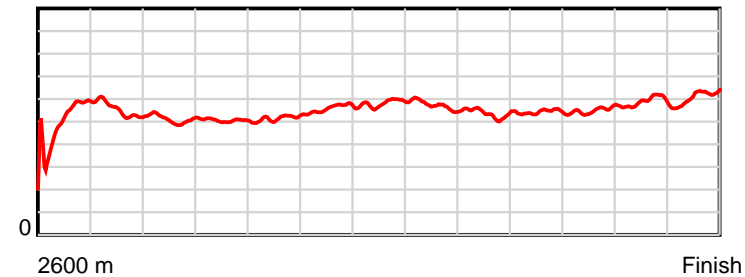
0.5 s Stride duration



20 m/sec Speed



100 % Stride efficiency



Note: Horizontal distance axis grid lines are 200m furlongs.

Disclaimer.

HRNZ and NZMTC and Thoroughbred Ratings Pty Ltd accepts no responsibility for the completeness or accuracy of any of the information contained herein, and makes no representations about its suitability for any particular purpose. Users should make their own judgements about those matters and/or seek independent advice. You assume all risks associated with use of the data provided on this page.



Race Results



June 28, 2020, Race 6, , Distance 2600m, Addington - Survey 3200m

| Result | TAB no. | Horse (Barrier) | 2600 to 2400m | 2400m to 2200m |
|--------|---------|------------------------------|---------------|----------------|
| 2nd | 10 | Yuri (0) | 2400m | 2200m |
| | | Position in running (margin) | - | 3(5.6) |
| | | Sectional time (s) | 17.30 | 15.17 |
| | | Cumulative time (s) | 205.78 | 188.48 |
| | | Speed (m/s) | 11.56 | 13.18 |
| | | Stride length (m) | 5.58 | 5.99 |
| | | Stride duration (s) | 0.444 | 0.455 |
| | | Stride efficiency (%) | 48.58 | 56.11 |
| | | Stride count | 35.87 | 33.38 |

Disclaimer.

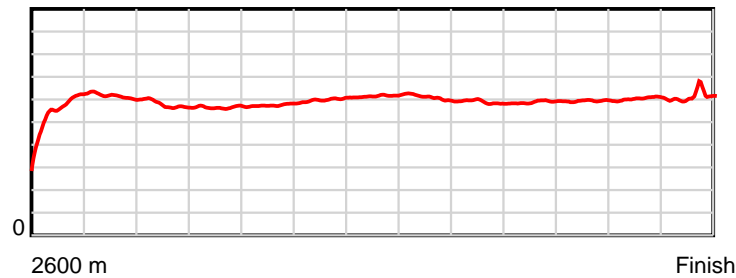
HRNZ and NZMTC and Thoroughbred Ratings Pty Ltd accepts no responsibility for the completeness or accuracy of any of the information contained herein, and makes no representations about its suitability for any particular purpose. Users should make their own judgements about those matters and/or seek independent advice. You assume all risks associated with use of the data provided on this page.

Race Results

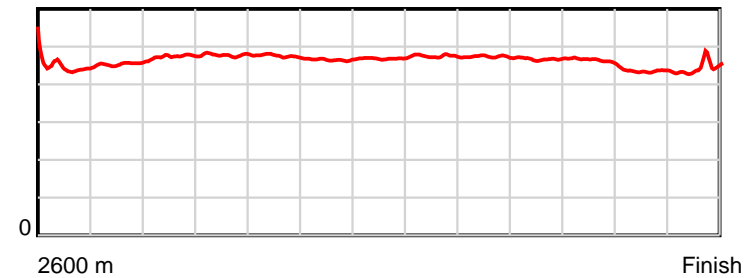
June 28, 2020, Race 6, , Distance 2600m, Addington - Survey 3200m

| Result | TAB no. | Horse (Barrier) | 2200m to | 2000m to | 1800m to | 1600m to | 1400m to | 1200m to | 1000m to | 800m to | 600m to | 400m to | 200m to | Total or | Margin |
|--------|---------|------------------------------|----------|----------|----------|----------|----------|----------|----------|---------|---------|---------|---------|----------|--------|
| 2nd | 10 | Yuri (0) | 2000m | 1800m | 1600m | 1400m | 1200m | 1000m | 800m | 600m | 400m | 200m | WP | Average | |
| | | Position in running (margin) | 1(0.0) | 1(0.0) | 1(0.0) | 1(0.0) | 1(0.0) | 1(0.0) | 1(0.0) | 1(0.0) | 1(0.0) | 1(0.0) | 1(0.0) | | 1.10 |
| | | Sectional time (s) | 16.37 | 16.88 | 16.74 | 15.83 | 15.21 | 15.69 | 15.97 | 15.84 | 15.71 | 14.58 | 14.49 | | |
| | | Cumulative time (s) | 173.31 | 156.94 | 140.06 | 123.32 | 107.49 | 92.28 | 76.59 | 60.62 | 44.78 | 29.07 | 14.49 | 3:25.78 | |
| | | Speed (m/s) | 12.22 | 11.85 | 11.95 | 12.63 | 13.15 | 12.75 | 12.52 | 12.63 | 12.73 | 13.72 | 13.80 | 12.63 | |
| | | Stride length (m) | 5.79 | 5.66 | 5.68 | 5.88 | 6.16 | 6.05 | 5.93 | 5.90 | 5.89 | 5.96 | 6.11 | 5.89 | |
| | | Stride duration (s) | 0.474 | 0.478 | 0.475 | 0.465 | 0.469 | 0.475 | 0.473 | 0.467 | 0.463 | 0.434 | 0.443 | 0.466 | |
| | | Stride efficiency (%) | 52.34 | 50.09 | 50.37 | 53.96 | 59.38 | 57.27 | 54.97 | 54.36 | 54.29 | 55.48 | 58.41 | 54.14 | |
| | | Stride count | 34.56 | 35.32 | 35.23 | 34.03 | 32.44 | 33.04 | 33.72 | 33.91 | 33.93 | 33.57 | 32.71 | 441.71 | |

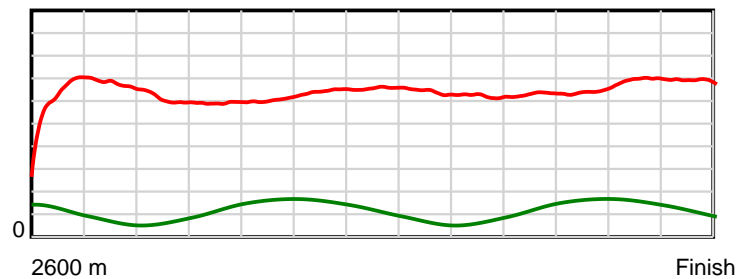
10 m Stride length



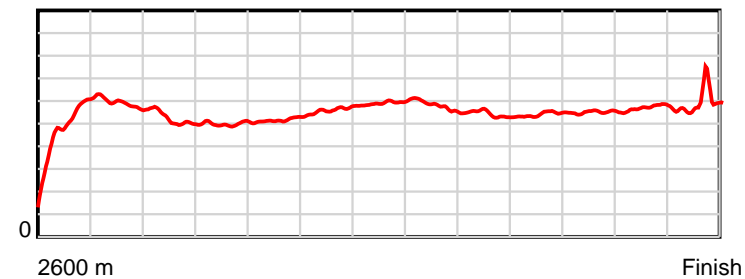
0.6 s Stride duration



20 m/sec Speed



100 % Stride efficiency



Note: Horizontal distance axis grid lines are 200m furlongs.

Disclaimer.

HRNZ and NZMTC and Thoroughbred Ratings Pty Ltd accepts no responsibility for the completeness or accuracy of any of the information contained herein, and makes no representations about its suitability for any particular purpose. Users should make their own judgements about those matters and/or seek independent advice. You assume all risks associated with use of the data provided on this page.



Race Results



June 28, 2020, Race 6, , Distance 2600m, Addington - Survey 3200m

| Result | TAB no. | Horse (Barrier) | 2600 to | 2400m to |
|--------|---------|------------------------------|---------|----------|
| 3rd | 5 | Princess Dakot... (6) | 2400m | 2200m |
| | | Position in running (margin) | - | 2(3.2) |
| | | Sectional time (s) | 16.87 | 16.20 |
| | | Cumulative time (s) | 206.63 | 189.76 |
| | | Speed (m/s) | 11.85 | 12.35 |
| | | Stride length (m) | 5.22 | 5.55 |
| | | Stride duration (s) | 0.442 | 0.449 |
| | | Stride efficiency (%) | 42.60 | 48.11 |
| | | Stride count | 38.31 | 36.05 |

Disclaimer.

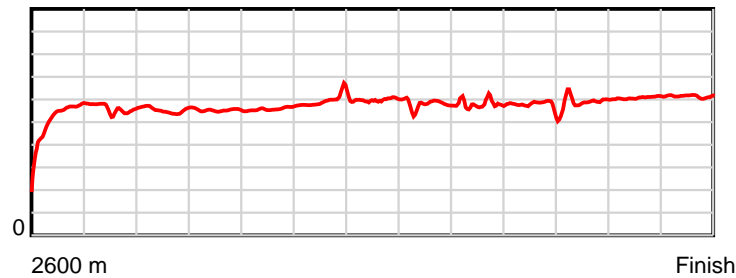
HRNZ and NZMTC and Thoroughbred Ratings Pty Ltd accepts no responsibility for the completeness or accuracy of any of the information contained herein, and makes no representations about its suitability for any particular purpose. Users should make their own judgements about those matters and/or seek independent advice. You assume all risks associated with use of the data provided on this page.

Race Results

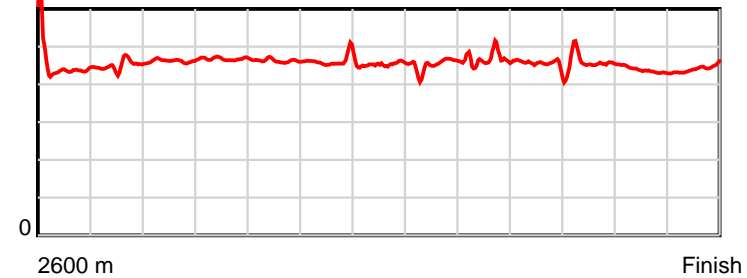
June 28, 2020, Race 6, , Distance 2600m, Addington - Survey 3200m

| Result | TAB no. | Horse (Barrier) | 2200m to | 2000m to | 1800m to | 1600m to | 1400m to | 1200m to | 1000m to | 800m to | 600m to | 400m to | 200m to | Total or | Margin |
|--------|---------|------------------------------|----------|----------|----------|----------|----------|----------|----------|---------|---------|---------|---------|----------|--------|
| 3rd | 5 | Princess Dakot... (6) | 2000m | 1800m | 1600m | 1400m | 1200m | 1000m | 800m | 600m | 400m | 200m | WP | Average | |
| | | Position in running (margin) | 3(3.8) | 3(4.5) | 3(4.6) | 3(4.3) | 3(4.2) | 3(3.9) | 4(4.1) | 4(3.8) | 4(4.0) | 3(3.9) | 3(4.7) | | 5.80 |
| | | Sectional time (s) | 16.49 | 16.89 | 16.68 | 15.81 | 15.17 | 15.72 | 15.93 | 15.86 | 15.69 | 14.73 | 14.59 | | |
| | | Cumulative time (s) | 173.56 | 157.07 | 140.18 | 123.50 | 107.69 | 92.52 | 76.80 | 60.87 | 45.01 | 29.32 | 14.59 | 3:26.63 | |
| | | Speed (m/s) | 12.13 | 11.84 | 11.99 | 12.65 | 13.18 | 12.72 | 12.55 | 12.61 | 12.75 | 13.58 | 13.71 | 12.58 | |
| | | Stride length (m) | 5.61 | 5.54 | 5.55 | 5.82 | 5.92 | 5.74 | 5.75 | 5.67 | 5.85 | 5.93 | 6.06 | 5.70 | |
| | | Stride duration (s) | 0.462 | 0.468 | 0.463 | 0.460 | 0.449 | 0.451 | 0.458 | 0.450 | 0.459 | 0.437 | 0.442 | 0.453 | |
| | | Stride efficiency (%) | 49.11 | 47.94 | 48.06 | 53.00 | 54.75 | 51.49 | 51.70 | 50.26 | 53.46 | 54.96 | 57.42 | 50.77 | |
| | | Stride count | 35.68 | 36.11 | 36.06 | 34.34 | 33.79 | 34.84 | 34.77 | 35.27 | 34.19 | 33.73 | 32.99 | 456.13 | |

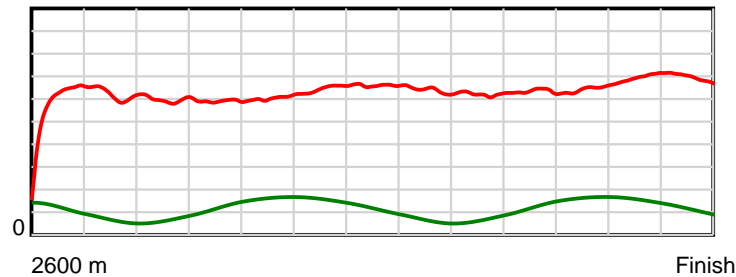
10 m Stride length



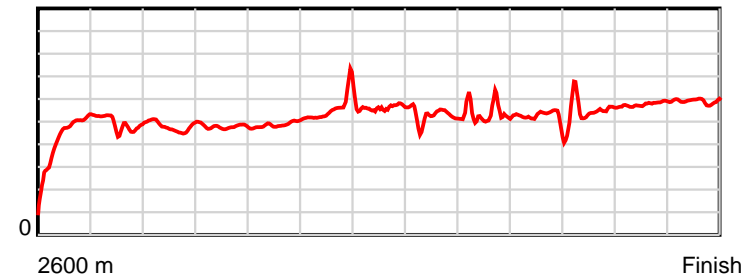
0.6 s Stride duration



20 m/sec Speed



100 % Stride efficiency



Note: Horizontal distance axis grid lines are 200m furlongs.

Disclaimer.

HRNZ and NZMTC and Thoroughbred Ratings Pty Ltd accepts no responsibility for the completeness or accuracy of any of the information contained herein, and makes no representations about its suitability for any particular purpose. Users should make their own judgements about those matters and/or seek independent advice. You assume all risks associated with use of the data provided on this page.



Race Results



June 28, 2020, Race 6, , Distance 2600m, Addington - Survey 3200m

| Result | TAB no. | Horse (Barrier) | 2600 to | 2400m to |
|--------|---------|------------------------------|--------------|--------------|
| 4th | 3 | Cody Banner (4) | 2400m | 2200m |
| | | Position in running (margin) | - | 6(13.0) |
| | | Sectional time (s) | 18.60 | 15.99 |
| | | Cumulative time (s) | 207.04 | 188.44 |
| | | Speed (m/s) | 10.75 | 12.51 |
| | | Stride length (m) | 5.11 | 5.54 |
| | | Stride duration (s) | 0.465 | 0.443 |
| | | Stride efficiency (%) | 40.82 | 48.04 |
| | | Stride count | 39.13 | 36.07 |

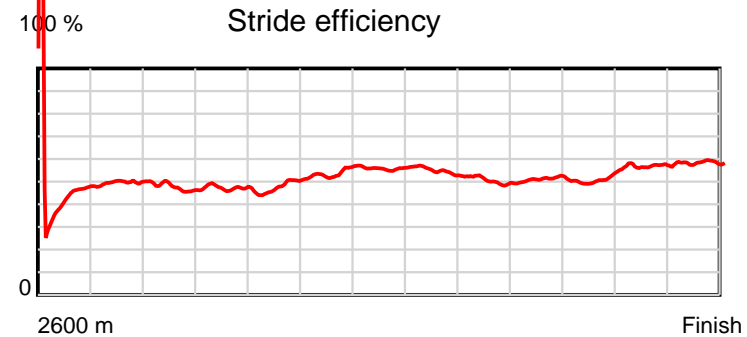
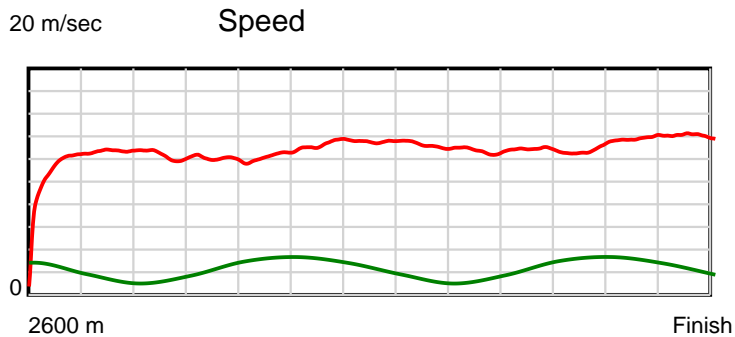
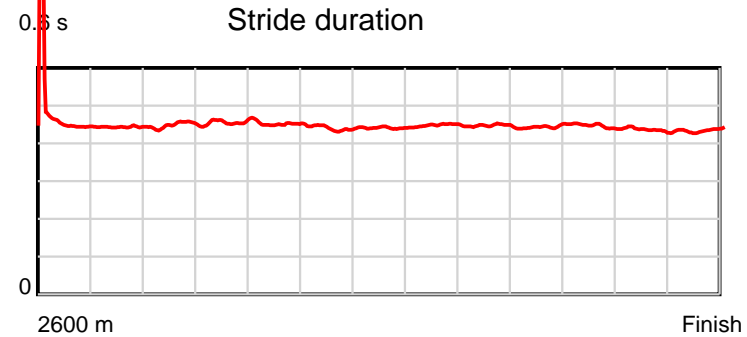
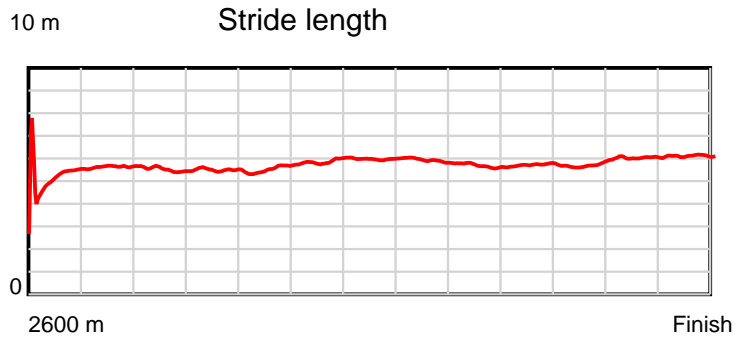
Disclaimer.

HRNZ and NZMTC and Thoroughbred Ratings Pty Ltd accepts no responsibility for the completeness or accuracy of any of the information contained herein, and makes no representations about its suitability for any particular purpose. Users should make their own judgements about those matters and/or seek independent advice. You assume all risks associated with use of the data provided on this page.

Race Results

June 28, 2020, Race 6, , Distance 2600m, Addington - Survey 3200m

| Result | TAB no. | Horse (Barrier) | 2200m to | 2000m to | 1800m to | 1600m to | 1400m to | 1200m to | 1000m to | 800m to | 600m to | 400m to | 200m to | Total or | Margin |
|--------|---------|------------------------------|--------------|--------------|--------------|--------------|--------------|--------------|-------------|-------------|-------------|-------------|-----------|----------------|--------|
| 4th | 3 | Cody Banner (4) | 2000m | 1800m | 1600m | 1400m | 1200m | 1000m | 800m | 600m | 400m | 200m | WP | Average | |
| | | Position in running (margin) | 5(12.2) | 6(10.7) | 6(8.9) | 7(9.4) | 6(7.7) | 5(6.0) | 5(5.1) | 5(5.3) | 5(4.4) | 4(6.0) | 4(7.8) | | 8.10 |
| | | Sectional time (s) | 16.11 | 16.59 | 16.82 | 15.54 | 14.93 | 15.53 | 16.01 | 15.67 | 15.99 | 14.88 | 14.38 | | |
| | | Cumulative time (s) | 172.45 | 156.34 | 139.75 | 122.93 | 107.39 | 92.46 | 76.93 | 60.92 | 45.25 | 29.26 | 14.38 | 3:27.04 | |
| | | Speed (m/s) | 12.41 | 12.06 | 11.89 | 12.87 | 13.40 | 12.88 | 12.49 | 12.76 | 12.51 | 13.44 | 13.91 | 12.56 | |
| | | Stride length (m) | 5.57 | 5.48 | 5.38 | 5.67 | 5.91 | 5.77 | 5.58 | 5.67 | 5.58 | 5.85 | 6.05 | 5.62 | |
| | | Stride duration (s) | 0.449 | 0.455 | 0.453 | 0.441 | 0.441 | 0.448 | 0.447 | 0.444 | 0.446 | 0.436 | 0.435 | 0.447 | |
| | | Stride efficiency (%) | 48.51 | 46.95 | 45.28 | 50.22 | 54.56 | 51.97 | 48.72 | 50.17 | 48.60 | 53.57 | 57.25 | 49.34 | |
| | | Stride count | 35.89 | 36.49 | 37.15 | 35.28 | 33.85 | 34.68 | 35.82 | 35.30 | 35.86 | 34.16 | 33.04 | 462.72 | |



Note: Horizontal distance axis grid lines are 200m furlongs.

Disclaimer.

HRNZ and NZMTC and Thoroughbred Ratings Pty Ltd accepts no responsibility for the completeness or accuracy of any of the information contained herein, and makes no representations about its suitability for any particular purpose. Users should make their own judgements about those matters and/or seek independent advice. You assume all risks associated with use of the data provided on this page.



Race Results



June 28, 2020, Race 6, , Distance 2600m, Addington - Survey 3200m

| Result | TAB no. | Horse (Barrier) | 2600 to | 2400m to |
|--------|---------|------------------------------|---------|----------|
| 5th | 2 | Sungait's Lega... (3) | 2400m | 2200m |
| | | Position in running (margin) | - | 7(14.8) |
| | | Sectional time (s) | 18.76 | 15.99 |
| | | Cumulative time (s) | 208.98 | 190.22 |
| | | Speed (m/s) | 10.66 | 12.51 |
| | | Stride length (m) | 4.95 | 5.78 |
| | | Stride duration (s) | 0.456 | 0.462 |
| | | Stride efficiency (%) | 38.31 | 52.28 |
| | | Stride count | 40.39 | 34.58 |

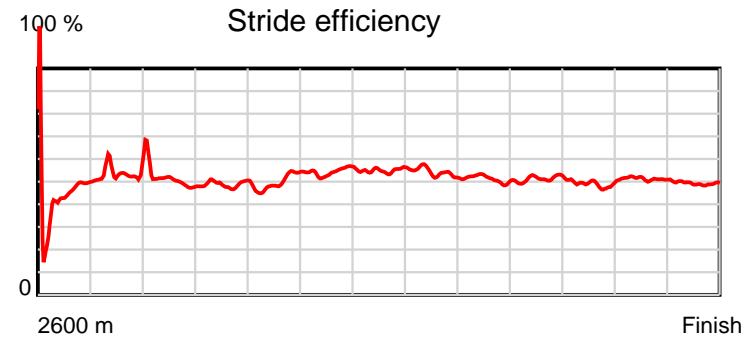
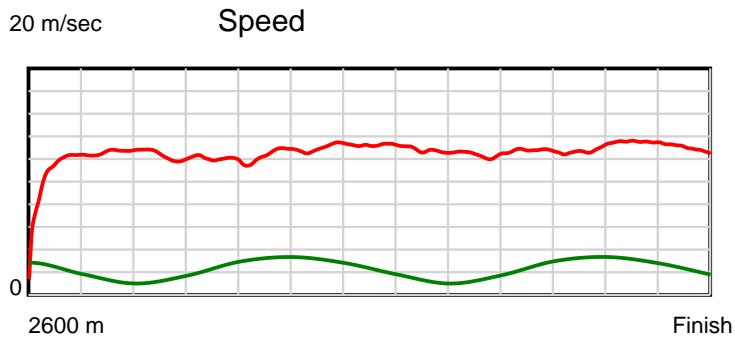
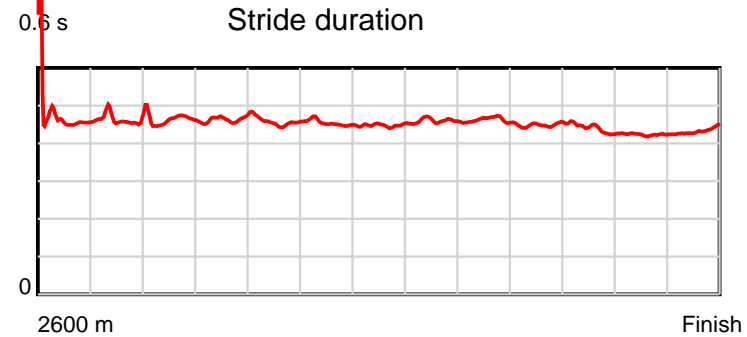
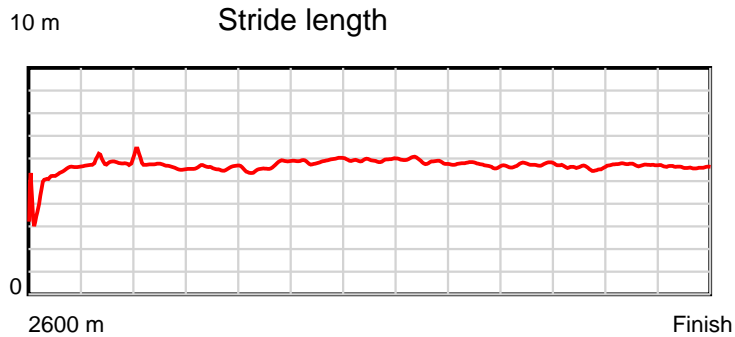
Disclaimer.

HRNZ and NZMTC and Thoroughbred Ratings Pty Ltd accepts no responsibility for the completeness or accuracy of any of the information contained herein, and makes no representations about its suitability for any particular purpose. Users should make their own judgements about those matters and/or seek independent advice. You assume all risks associated with use of the data provided on this page.

Race Results

June 28, 2020, Race 6, , Distance 2600m, Addington - Survey 3200m

| Result | TAB no. | Horse (Barrier) | 2200m to | 2000m to | 1800m to | 1600m to | 1400m to | 1200m to | 1000m to | 800m to | 600m to | 400m to | 200m to | Total or | Margin |
|--------|---------|------------------------------|----------|----------|----------|----------|----------|----------|----------|---------|---------|---------|---------|----------|--------|
| 5th | 2 | Sungait's Lega... (3) | 2000m | 1800m | 1600m | 1400m | 1200m | 1000m | 800m | 600m | 400m | 200m | WP | Average | |
| | | Position in running (margin) | 7(14.1) | 7(12.5) | 7(10.9) | 6(8.7) | 7(7.8) | 8(7.9) | 8(8.4) | 9(9.0) | 7(8.6) | 6(8.9) | 5(11.9) | | 18.80 |
| | | Sectional time (s) | 16.10 | 16.61 | 16.38 | 15.66 | 15.23 | 15.78 | 16.07 | 15.77 | 15.76 | 15.08 | 15.79 | | |
| | | Cumulative time (s) | 174.23 | 158.13 | 141.52 | 125.14 | 109.48 | 94.25 | 78.47 | 62.40 | 46.63 | 30.87 | 15.79 | 3:28.98 | |
| | | Speed (m/s) | 12.42 | 12.04 | 12.21 | 12.77 | 13.13 | 12.67 | 12.45 | 12.68 | 12.69 | 13.26 | 12.67 | 12.44 | |
| | | Stride length (m) | 5.72 | 5.58 | 5.59 | 5.80 | 5.88 | 5.83 | 5.75 | 5.69 | 5.58 | 5.61 | 5.51 | 5.63 | |
| | | Stride duration (s) | 0.460 | 0.464 | 0.458 | 0.454 | 0.448 | 0.460 | 0.462 | 0.449 | 0.440 | 0.423 | 0.435 | 0.452 | |
| | | Stride efficiency (%) | 51.11 | 48.65 | 48.79 | 52.55 | 54.05 | 53.10 | 51.71 | 50.57 | 48.60 | 49.25 | 47.39 | 49.46 | |
| | | Stride count | 34.97 | 35.85 | 35.79 | 34.49 | 34.01 | 34.31 | 34.77 | 35.16 | 35.86 | 35.63 | 36.32 | 462.13 | |



Note: Horizontal distance axis grid lines are 200m furlongs.

Disclaimer.

HRNZ and NZMTC and Thoroughbred Ratings Pty Ltd accepts no responsibility for the completeness or accuracy of any of the information contained herein, and makes no representations about its suitability for any particular purpose. Users should make their own judgements about those matters and/or seek independent advice. You assume all risks associated with use of the data provided on this page.



Race Results



June 28, 2020, Race 6, , Distance 2600m, Addington - Survey 3200m

| Result | TAB no. | Horse (Barrier) | 2600 to | 2400m to |
|--------|---------|-------------------------------|--------------|--------------|
| 6th | 9 | Aldebaran Alis... (10) | 2400m | 2200m |
| | | Position in running (margin) | - | 4(7.1) |
| | | Sectional time (s) | 17.61 | 16.03 |
| | | Cumulative time (s) | 209.29 | 191.68 |
| | | Speed (m/s) | 11.36 | 12.48 |
| | | Stride length (m) | 5.39 | 5.81 |
| | | Stride duration (s) | 0.464 | 0.465 |
| | | Stride efficiency (%) | 45.35 | 52.72 |
| | | Stride count | 37.12 | 34.43 |

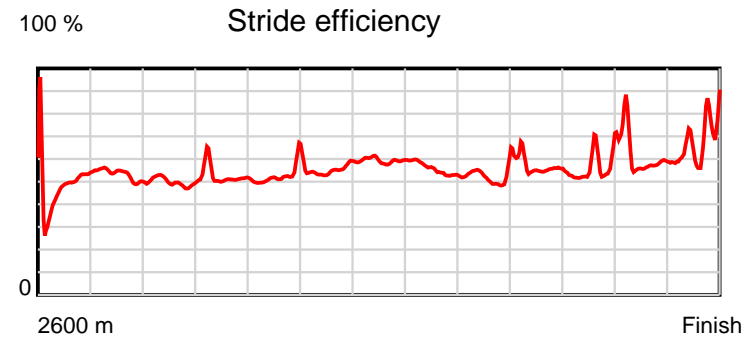
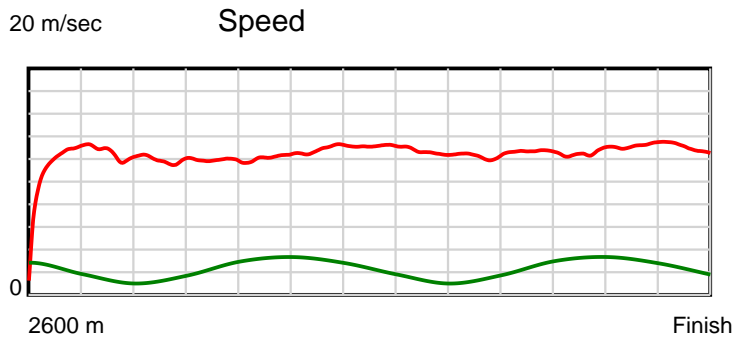
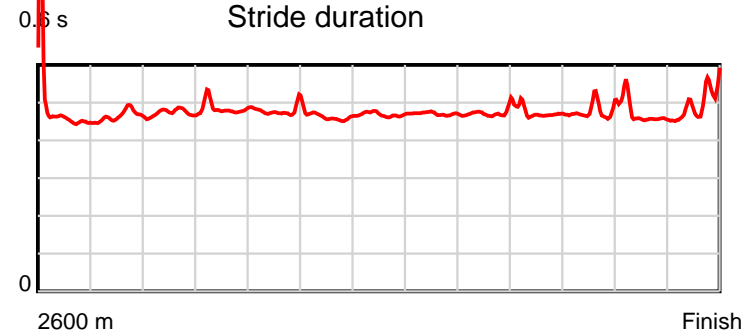
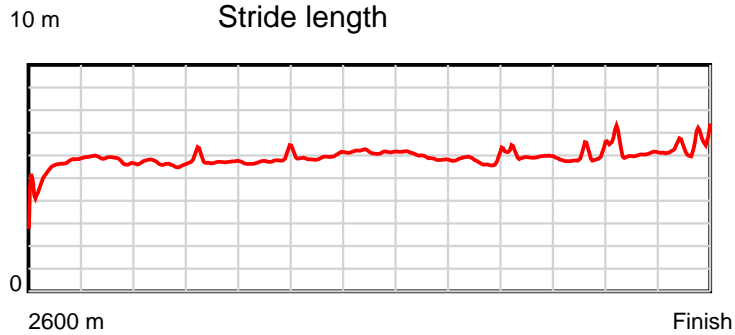
Disclaimer.

HRNZ and NZMTC and Thoroughbred Ratings Pty Ltd accepts no responsibility for the completeness or accuracy of any of the information contained herein, and makes no representations about its suitability for any particular purpose. Users should make their own judgements about those matters and/or seek independent advice. You assume all risks associated with use of the data provided on this page.

Race Results

June 28, 2020, Race 6, , Distance 2600m, Addington - Survey 3200m

| Result | TAB no. | Horse (Barrier) | 2200m to | 2000m to | 1800m to | 1600m to | 1400m to | 1200m to | 1000m to | 800m to | 600m to | 400m to | 200m to | Total or | Margin |
|--------|---------|------------------------------|----------|----------|----------|----------|----------|----------|----------|---------|---------|---------|---------|----------|--------|
| 6th | 9 | Aldebaran Alis... (10) | 2000m | 1800m | 1600m | 1400m | 1200m | 1000m | 800m | 600m | 400m | 200m | WP | Average | |
| | | Position in running (margin) | 4(6.6) | 4(7.5) | 4(7.0) | 4(6.3) | 5(6.0) | 6(6.1) | 6(6.7) | 7(7.0) | 6(6.6) | 7(9.5) | 6(14.8) | | 20.60 |
| | | Sectional time (s) | 16.51 | 16.79 | 16.64 | 15.77 | 15.23 | 15.78 | 16.02 | 15.77 | 16.19 | 15.47 | 15.48 | | |
| | | Cumulative time (s) | 175.65 | 159.14 | 142.35 | 125.71 | 109.94 | 94.71 | 78.93 | 62.91 | 47.14 | 30.95 | 15.48 | 3:29.29 | |
| | | Speed (m/s) | 12.11 | 11.91 | 12.02 | 12.68 | 13.13 | 12.67 | 12.48 | 12.68 | 12.35 | 12.93 | 12.92 | 12.42 | |
| | | Stride length (m) | 5.73 | 5.76 | 5.75 | 5.85 | 6.16 | 5.96 | 5.89 | 5.95 | 5.84 | 6.03 | 6.43 | 5.88 | |
| | | Stride duration (s) | 0.473 | 0.483 | 0.478 | 0.461 | 0.469 | 0.470 | 0.472 | 0.470 | 0.473 | 0.466 | 0.497 | 0.473 | |
| | | Stride efficiency (%) | 51.32 | 51.78 | 51.63 | 53.51 | 59.23 | 55.49 | 54.19 | 55.41 | 53.26 | 56.78 | 64.58 | 54.00 | |
| | | Stride count | 34.90 | 34.74 | 34.79 | 34.18 | 32.49 | 33.56 | 33.96 | 33.59 | 34.26 | 33.18 | 31.11 | 442.31 | |



Note: Horizontal distance axis grid lines are 200m furlongs.

Disclaimer.

HRNZ and NZMTC and Thoroughbred Ratings Pty Ltd accepts no responsibility for the completeness or accuracy of any of the information contained herein, and makes no representations about its suitability for any particular purpose. Users should make their own judgements about those matters and/or seek independent advice. You assume all risks associated with use of the data provided on this page.



Race Results



June 28, 2020, Race 6, , Distance 2600m, Addington - Survey 3200m

| Result | TAB no. | Horse (Barrier) | 2600 to | 2400m to |
|--------|---------|------------------------------|---------|----------|
| 7th | 8 | Inherent Royal (9) | 2400m | 2200m |
| | | Position in running (margin) | - | 5(12.8) |
| | | Sectional time (s) | 18.51 | 16.02 |
| | | Cumulative time (s) | 209.82 | 191.31 |
| | | Speed (m/s) | 10.80 | 12.48 |
| | | Stride length (m) | 5.22 | 5.63 |
| | | Stride duration (s) | 0.459 | 0.451 |
| | | Stride efficiency (%) | 42.57 | 49.59 |
| | | Stride count | 38.32 | 35.50 |

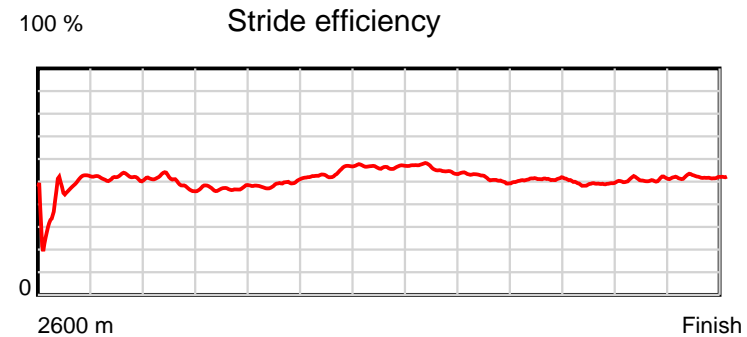
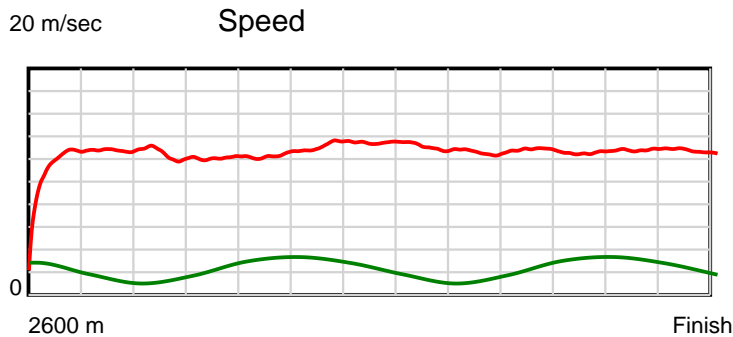
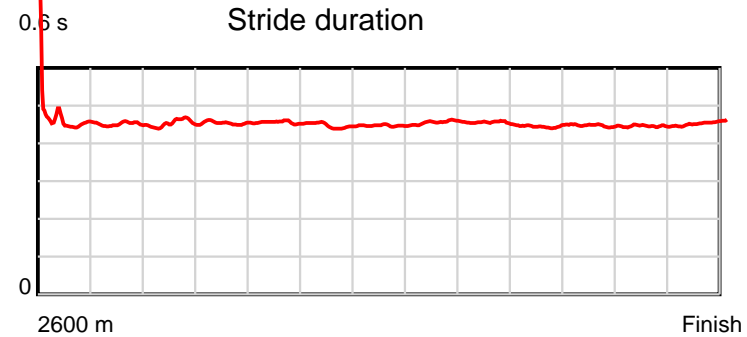
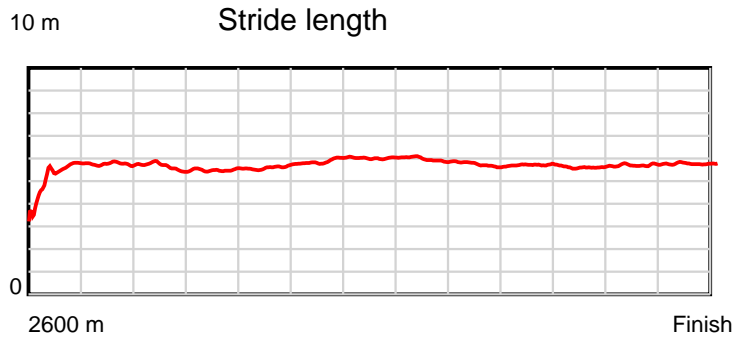
Disclaimer.

HRNZ and NZMTC and Thoroughbred Ratings Pty Ltd accepts no responsibility for the completeness or accuracy of any of the information contained herein, and makes no representations about its suitability for any particular purpose. Users should make their own judgements about those matters and/or seek independent advice. You assume all risks associated with use of the data provided on this page.

Race Results

June 28, 2020, Race 6, , Distance 2600m, Addington - Survey 3200m

| Result | TAB no. | Horse (Barrier) | 2200m to | 2000m to | 1800m to | 1600m to | 1400m to | 1200m to | 1000m to | 800m to | 600m to | 400m to | 200m to | Total or | Margin |
|--------|---------|------------------------------|----------|----------|----------|----------|----------|----------|----------|---------|---------|---------|---------|----------|--------|
| 7th | 8 | Inherent Royal (9) | 2000m | 1800m | 1600m | 1400m | 1200m | 1000m | 800m | 600m | 400m | 200m | WP | Average | |
| | | Position in running (margin) | 6(12.3) | 5(10.1) | 5(7.9) | 5(7.2) | 4(5.8) | 4(4.2) | 3(3.3) | 3(3.6) | 3(2.6) | 5(6.6) | 7(15.9) | | 23.50 |
| | | Sectional time (s) | 15.99 | 16.52 | 16.62 | 15.60 | 14.94 | 15.54 | 16.01 | 15.67 | 16.38 | 16.13 | 15.89 | | |
| | | Cumulative time (s) | 175.29 | 159.30 | 142.78 | 126.16 | 110.56 | 95.62 | 80.08 | 64.07 | 48.40 | 32.02 | 15.89 | 3:29.82 | |
| | | Speed (m/s) | 12.51 | 12.11 | 12.03 | 12.82 | 13.39 | 12.87 | 12.49 | 12.76 | 12.21 | 12.40 | 12.59 | 12.39 | |
| | | Stride length (m) | 5.67 | 5.50 | 5.48 | 5.73 | 5.99 | 5.87 | 5.68 | 5.69 | 5.45 | 5.53 | 5.73 | 5.62 | |
| | | Stride duration (s) | 0.453 | 0.454 | 0.455 | 0.447 | 0.447 | 0.456 | 0.455 | 0.445 | 0.446 | 0.446 | 0.455 | 0.454 | |
| | | Stride efficiency (%) | 50.20 | 47.27 | 46.95 | 51.35 | 56.00 | 53.90 | 50.44 | 50.51 | 46.41 | 47.73 | 51.22 | 49.38 | |
| | | Stride count | 35.29 | 36.36 | 36.49 | 34.89 | 33.41 | 34.05 | 35.20 | 35.18 | 36.70 | 36.19 | 34.93 | 462.51 | |



Note: Horizontal distance axis grid lines are 200m furlongs.

Disclaimer.

HRNZ and NZMTC and Thoroughbred Ratings Pty Ltd accepts no responsibility for the completeness or accuracy of any of the information contained herein, and makes no representations about its suitability for any particular purpose. Users should make their own judgements about those matters and/or seek independent advice. You assume all risks associated with use of the data provided on this page.



Race Results



June 28, 2020, Race 6, , Distance 2600m, Addington - Survey 3200m

| Result | TAB no. | Horse (Barrier) | 2600 to | 2400m to |
|--------|---------|------------------------------|---------|----------|
| 8th | 4 | American Vikin... (5) | 2400m | 2200m |
| | | Position in running (margin) | - | 10(38.9) |
| | | Sectional time (s) | 22.99 | 16.10 |
| | | Cumulative time (s) | 218.72 | 195.73 |
| | | Speed (m/s) | 8.70 | 12.42 |
| | | Stride length (m) | 4.35 | 6.06 |
| | | Stride duration (s) | 0.496 | 0.487 |
| | | Stride efficiency (%) | 29.63 | 57.29 |
| | | Stride count | 45.93 | 33.03 |

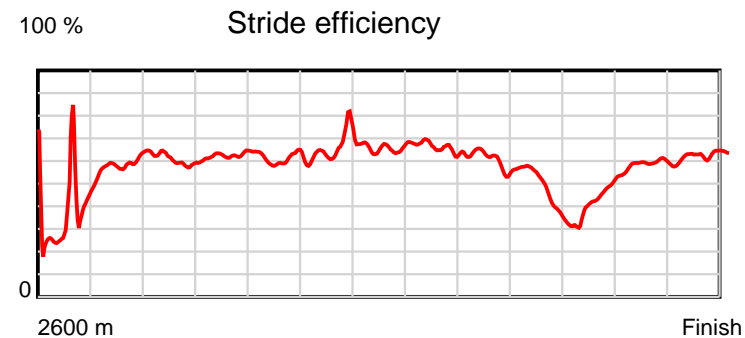
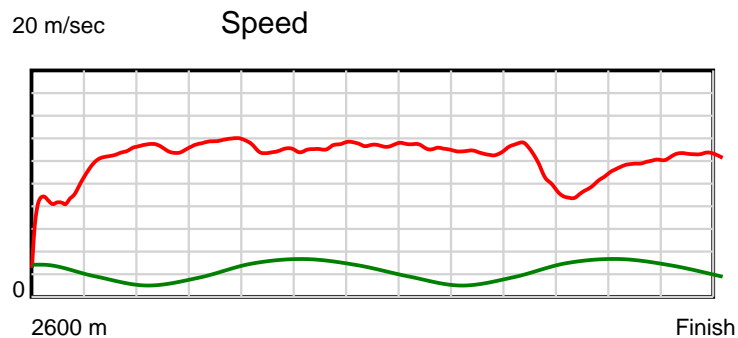
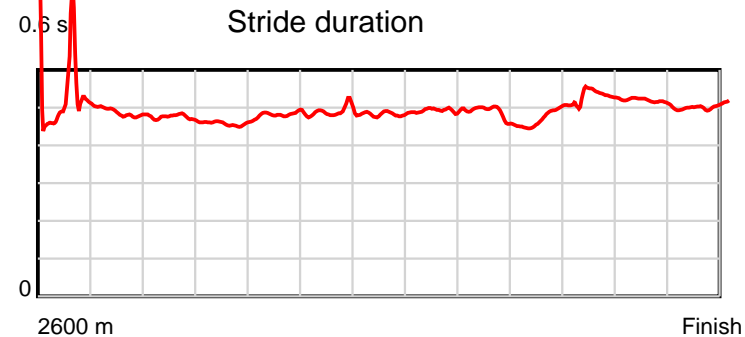
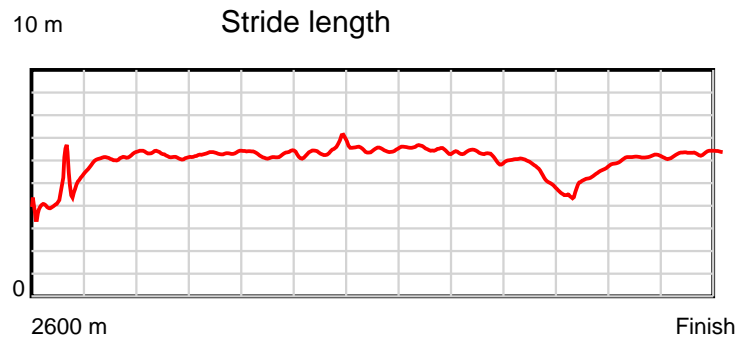
Disclaimer.

HRNZ and NZMTC and Thoroughbred Ratings Pty Ltd accepts no responsibility for the completeness or accuracy of any of the information contained herein, and makes no representations about its suitability for any particular purpose. Users should make their own judgements about those matters and/or seek independent advice. You assume all risks associated with use of the data provided on this page.

Race Results

June 28, 2020, Race 6, , Distance 2600m, Addington - Survey 3200m

| Result | TAB no. | Horse (Barrier) | 2200m to | 2000m to | 1800m to | 1600m to | 1400m to | 1200m to | 1000m to | 800m to | 600m to | 400m to | 200m to | Total or | Margin |
|--------|---------|------------------------------|----------|----------|----------|----------|----------|----------|----------|---------|---------|---------|---------|----------|--------|
| 8th | 4 | American Vikin... (5) | 2000m | 1800m | 1600m | 1400m | 1200m | 1000m | 800m | 600m | 400m | 200m | WP | Average | |
| | | Position in running (margin) | 8(38.9) | 8(31.3) | 8(17.2) | 8(11.1) | 8(9.6) | 7(7.7) | 7(7.1) | 6(6.4) | 9(16.6) | 9(51.7) | 9(69.0) | | 73.00 |
| | | Sectional time (s) | 15.11 | 14.52 | 15.73 | 15.58 | 14.90 | 15.58 | 15.85 | 17.54 | 21.56 | 17.47 | 15.79 | | |
| | | Cumulative time (s) | 179.63 | 164.52 | 150.00 | 134.27 | 118.69 | 103.79 | 88.21 | 72.36 | 54.82 | 33.26 | 15.79 | 3:38.72 | |
| | | Speed (m/s) | 13.24 | 13.77 | 12.71 | 12.84 | 13.42 | 12.84 | 12.62 | 11.40 | 9.28 | 11.45 | 12.67 | 11.89 | |
| | | Stride length (m) | 6.28 | 6.30 | 6.13 | 6.25 | 6.48 | 6.33 | 6.11 | 5.45 | 4.86 | 5.89 | 6.40 | 5.84 | |
| | | Stride duration (s) | 0.475 | 0.458 | 0.482 | 0.487 | 0.483 | 0.493 | 0.484 | 0.478 | 0.524 | 0.514 | 0.505 | 0.491 | |
| | | Stride efficiency (%) | 61.69 | 62.10 | 58.66 | 61.00 | 65.70 | 62.54 | 58.27 | 46.37 | 36.98 | 54.15 | 63.94 | 53.24 | |
| | | Stride count | 31.83 | 31.73 | 32.64 | 32.01 | 30.84 | 31.61 | 32.75 | 36.71 | 41.11 | 33.98 | 31.27 | 445.44 | |



Note: Horizontal distance axis grid lines are 200m furlongs.

Disclaimer.

HRNZ and NZMTC and Thoroughbred Ratings Pty Ltd accepts no responsibility for the completeness or accuracy of any of the information contained herein, and makes no representations about its suitability for any particular purpose. Users should make their own judgements about those matters and/or seek independent advice. You assume all risks associated with use of the data provided on this page.



Race Results



June 28, 2020, Race 6, , Distance 2600m, Addington - Survey 3200m

| Result | TAB no. | Horse (Barrier) | 2600 to | 2400m to |
|--------|---------|------------------------------|--------------|--------------|
| 9th | 11 | The Good Docto... (1) | 2400m | 2200m |
| | | Position in running (margin) | - | 9(35.0) |
| | | Sectional time (s) | 22.38 | 17.51 |
| | | Cumulative time (s) | 219.67 | 197.29 |
| | | Speed (m/s) | 8.94 | 11.42 |
| | | Stride length (m) | 4.77 | 5.39 |
| | | Stride duration (s) | 0.493 | 0.472 |
| | | Stride efficiency (%) | 35.52 | 45.34 |
| | | Stride count | 41.95 | 37.13 |

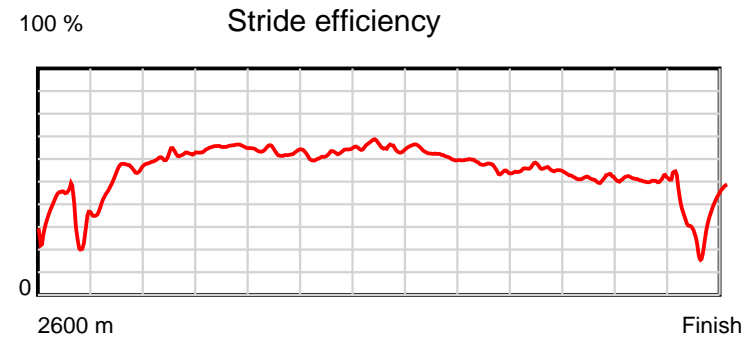
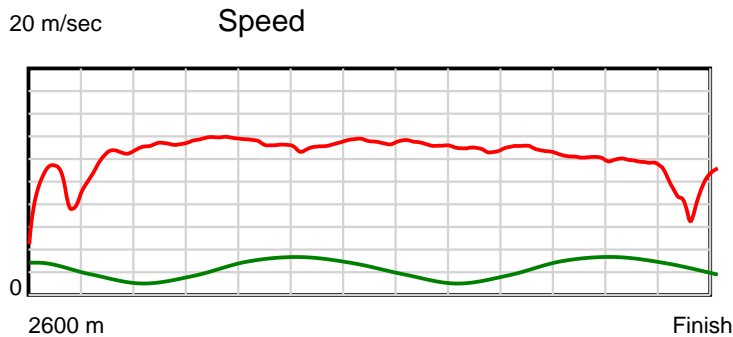
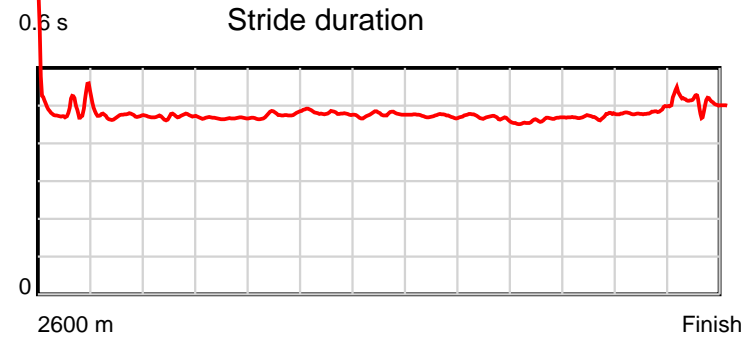
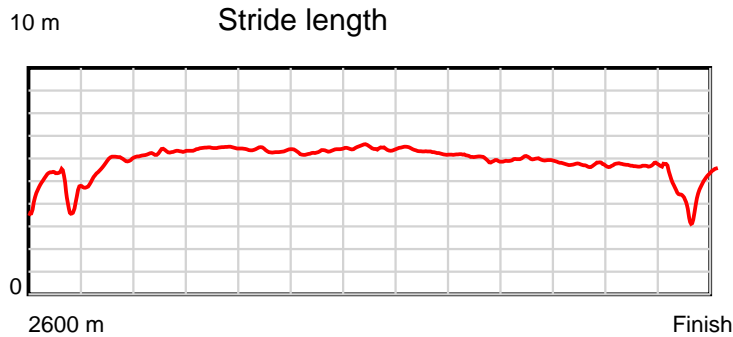
Disclaimer.

HRNZ and NZMTC and Thoroughbred Ratings Pty Ltd accepts no responsibility for the completeness or accuracy of any of the information contained herein, and makes no representations about its suitability for any particular purpose. Users should make their own judgements about those matters and/or seek independent advice. You assume all risks associated with use of the data provided on this page.

Race Results

June 28, 2020, Race 6, , Distance 2600m, Addington - Survey 3200m

| Result | TAB no. | Horse (Barrier) | 2200m to | 2000m to | 1800m to | 1600m to | 1400m to | 1200m to | 1000m to | 800m to | 600m to | 400m to | 200m to | Total or | Margin |
|--------|---------|------------------------------|--------------|--------------|--------------|--------------|--------------|--------------|-------------|-------------|-------------|-------------|-----------|----------------|--------|
| 9th | 11 | The Good Docto... (1) | 2000m | 1800m | 1600m | 1400m | 1200m | 1000m | 800m | 600m | 400m | 200m | WP | Average | |
| | | Position in running (margin) | 9(43.5) | 9(35.5) | 9(20.9) | 9(12.8) | 9(12.0) | 9(9.8) | 9(9.0) | 8(8.9) | 8(8.6) | 8(16.8) | 8(37.4) | | 78.20 |
| | | Sectional time (s) | 15.04 | 14.44 | 15.40 | 15.69 | 14.85 | 15.56 | 15.94 | 15.80 | 17.08 | 18.01 | 21.97 | | |
| | | Cumulative time (s) | 179.78 | 164.74 | 150.30 | 134.90 | 119.21 | 104.36 | 88.80 | 72.86 | 57.06 | 39.98 | 21.97 | 3:39.67 | |
| | | Speed (m/s) | 13.30 | 13.85 | 12.99 | 12.75 | 13.47 | 12.85 | 12.55 | 12.66 | 11.71 | 11.10 | 9.10 | 11.84 | |
| | | Stride length (m) | 6.26 | 6.46 | 6.20 | 6.10 | 6.41 | 6.07 | 5.84 | 5.86 | 5.49 | 5.39 | 4.60 | 5.70 | |
| | | Stride duration (s) | 0.471 | 0.467 | 0.477 | 0.478 | 0.476 | 0.472 | 0.466 | 0.463 | 0.469 | 0.486 | 0.505 | 0.481 | |
| | | Stride efficiency (%) | 61.26 | 65.30 | 60.06 | 58.14 | 64.30 | 57.55 | 53.29 | 53.66 | 47.14 | 45.45 | 33.03 | 50.69 | |
| | | Stride count | 31.94 | 30.94 | 32.26 | 32.79 | 31.18 | 32.96 | 34.25 | 34.13 | 36.41 | 37.08 | 43.50 | 456.52 | |



Note: Horizontal distance axis grid lines are 200m furlongs.

Disclaimer.

HRNZ and NZMTC and Thoroughbred Ratings Pty Ltd accepts no responsibility for the completeness or accuracy of any of the information contained herein, and makes no representations about its suitability for any particular purpose. Users should make their own judgements about those matters and/or seek independent advice. You assume all risks associated with use of the data provided on this page.



Race Results



June 28, 2020, Race 6, , Distance 2600m, Addington - Survey 3200m

| Result | TAB no. | Horse (Barrier) | 2600 to | 2400m to |
|--------|---------|------------------------------|--------------|--------------|
| 10th | 7 | Funky Monkey (8) | 2400m | 2200m |
| | | Position in running (margin) | - | 8(34.2) |
| | | Sectional time (s) | 22.21 | 17.96 |
| | | Cumulative time (s) | 222.92 | 200.71 |
| | | Speed (m/s) | 9.00 | 11.14 |
| | | Stride length (m) | 4.51 | 5.22 |
| | | Stride duration (s) | 0.481 | 0.469 |
| | | Stride efficiency (%) | 31.78 | 42.62 |
| | | Stride count | 44.35 | 38.30 |

Disclaimer.

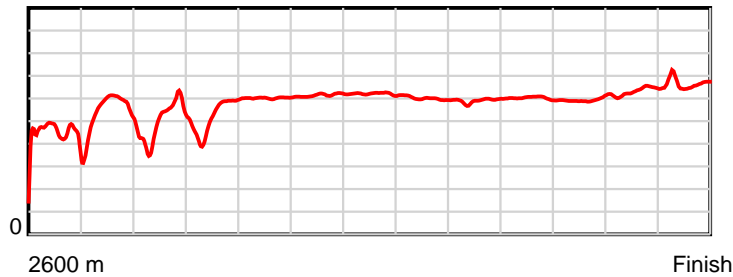
HRNZ and NZMTC and Thoroughbred Ratings Pty Ltd accepts no responsibility for the completeness or accuracy of any of the information contained herein, and makes no representations about its suitability for any particular purpose. Users should make their own judgements about those matters and/or seek independent advice. You assume all risks associated with use of the data provided on this page.

Race Results

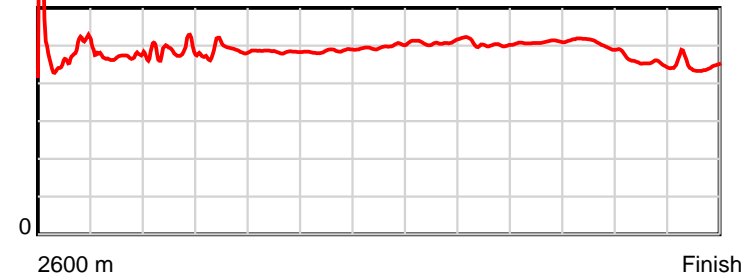
June 28, 2020, Race 6, , Distance 2600m, Addington - Survey 3200m

| Result | TAB no. | Horse (Barrier) | 2200m to | 2000m to | 1800m to | 1600m to | 1400m to | 1200m to | 1000m to | 800m to | 600m to | 400m to | 200m to | Total or | Margin |
|--------|---------|------------------------------|--------------|--------------|--------------|--------------|--------------|--------------|-------------|-------------|-------------|-------------|-----------|----------------|--------|
| 10th | 7 | Funky Monkey (8) | 2000m | 1800m | 1600m | 1400m | 1200m | 1000m | 800m | 600m | 400m | 200m | WP | Average | |
| | | Position in running (margin) | 10(45.3) | 10(65.0) | 11(76.2) | 11(73.3) | 11(74.5) | 11(79.2) | 11(87.1) | 11(93.0) | 11(99.9) | 11(108.4) | 11(108.8) | | 96.30 |
| | | Sectional time (s) | 19.64 | 18.75 | 16.26 | 16.02 | 16.00 | 17.01 | 16.95 | 16.98 | 17.13 | 14.66 | 13.35 | | |
| | | Cumulative time (s) | 182.75 | 163.11 | 144.36 | 128.10 | 112.08 | 96.08 | 79.07 | 62.12 | 45.14 | 28.01 | 13.35 | 3:42.92 | |
| | | Speed (m/s) | 10.18 | 10.67 | 12.30 | 12.48 | 12.50 | 11.76 | 11.80 | 11.78 | 11.68 | 13.64 | 14.98 | 11.66 | |
| | | Stride length (m) | 4.86 | 5.16 | 5.96 | 6.06 | 6.23 | 5.99 | 5.95 | 5.99 | 5.92 | 6.21 | 6.69 | 5.68 | |
| | | Stride duration (s) | 0.478 | 0.484 | 0.484 | 0.486 | 0.498 | 0.509 | 0.504 | 0.509 | 0.507 | 0.455 | 0.447 | 0.487 | |
| | | Stride efficiency (%) | 36.97 | 41.60 | 55.46 | 57.48 | 60.62 | 55.99 | 55.28 | 56.16 | 54.76 | 60.32 | 70.02 | 50.48 | |
| | | Stride count | 41.12 | 38.76 | 33.57 | 32.98 | 32.11 | 33.41 | 33.63 | 33.36 | 33.79 | 32.19 | 29.88 | 457.45 | |

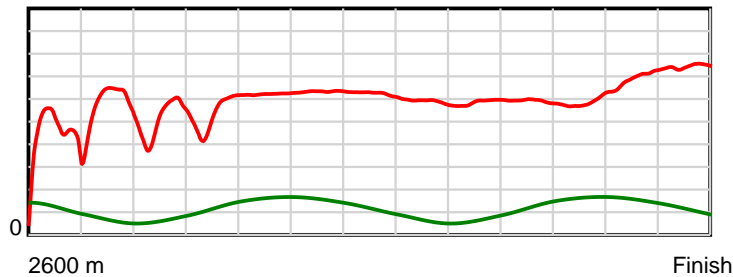
10 m Stride length



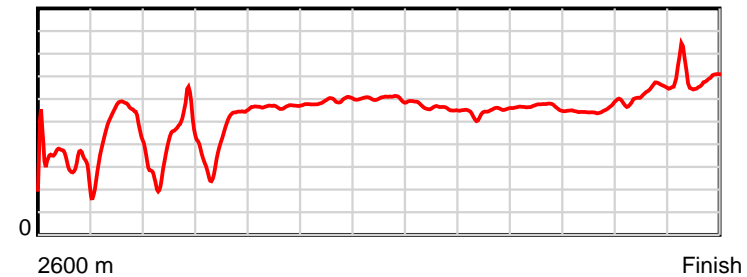
0.5 s Stride duration



20 m/sec Speed



100 % Stride efficiency



Note: Horizontal distance axis grid lines are 200m furlongs.

Disclaimer.

HRNZ and NZMTC and Thoroughbred Ratings Pty Ltd accepts no responsibility for the completeness or accuracy of any of the information contained herein, and makes no representations about its suitability for any particular purpose. Users should make their own judgements about those matters and/or seek independent advice. You assume all risks associated with use of the data provided on this page.



Race Results



June 28, 2020, Race 6, , Distance 2600m, Addington - Survey 3200m

| Result | TAB no. | Horse (Barrier) | 2600 to | 2400m to |
|--------|---------|------------------------------|--------------|--------------|
| 11th | 1 | Bella Button (2) | 2400m | 2200m |
| | | Position in running (margin) | - | 11(52.4) |
| | | Sectional time (s) | 25.36 | 19.03 |
| | | Cumulative time (s) | 222.96 | 197.60 |
| | | Speed (m/s) | 7.89 | 10.51 |
| | | Stride length (m) | 3.87 | 4.92 |
| | | Stride duration (s) | 0.481 | 0.468 |
| | | Stride efficiency (%) | 23.46 | 37.83 |
| | | Stride count | 51.62 | 40.65 |

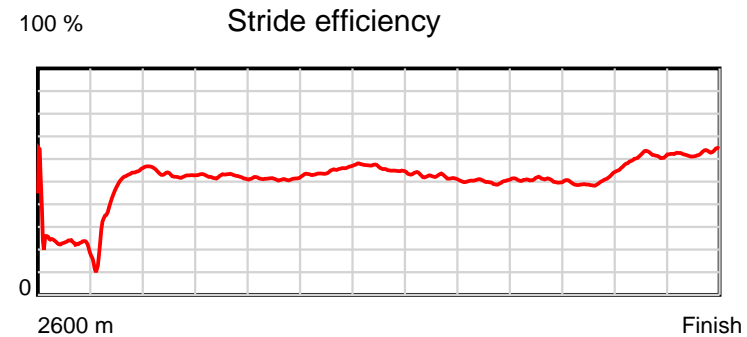
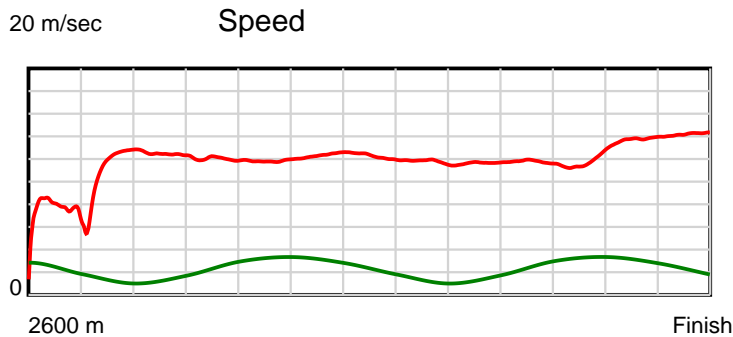
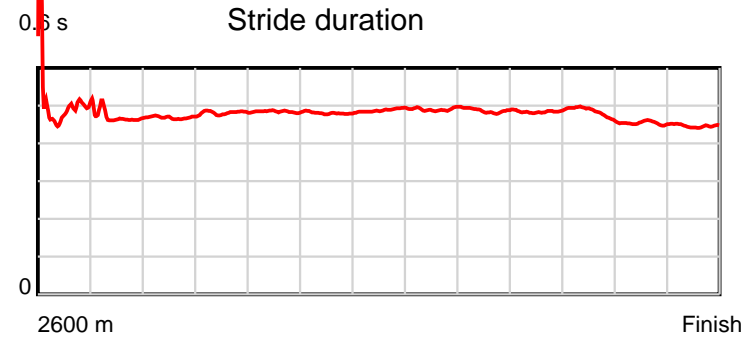
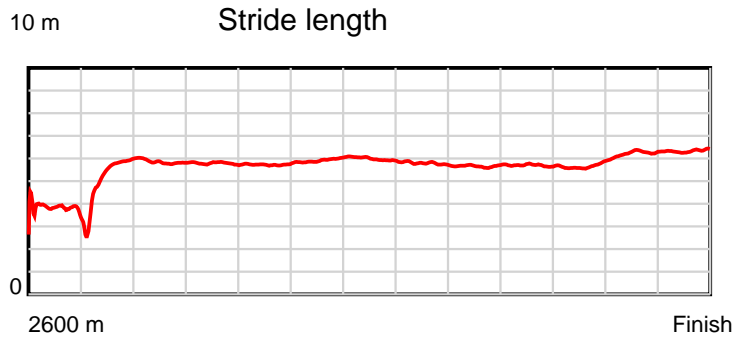
Disclaimer.

HRNZ and NZMTC and Thoroughbred Ratings Pty Ltd accepts no responsibility for the completeness or accuracy of any of the information contained herein, and makes no representations about its suitability for any particular purpose. Users should make their own judgements about those matters and/or seek independent advice. You assume all risks associated with use of the data provided on this page.

Race Results

June 28, 2020, Race 6, , Distance 2600m, Addington - Survey 3200m

| Result | TAB no. | Horse (Barrier) | 2200m to | 2000m to | 1800m to | 1600m to | 1400m to | 1200m to | 1000m to | 800m to | 600m to | 400m to | 200m to | Total or | Margin |
|--------|---------|------------------------------|--------------|--------------|--------------|--------------|--------------|--------------|-------------|-------------|-------------|-------------|-----------|----------------|--------|
| 11th | 1 | Bella Button (2) | 2000m | 1800m | 1600m | 1400m | 1200m | 1000m | 800m | 600m | 400m | 200m | WP | Average | |
| | | Position in running (margin) | 11(69.9) | 11(67.2) | 10(65.4) | 10(66.5) | 10(70.5) | 10(77.2) | 10(85.2) | 10(90.6) | 10(97.4) | 10(105.0) | 10(105.4) | | 96.50 |
| | | Sectional time (s) | 15.91 | 16.58 | 16.92 | 16.50 | 16.32 | 17.03 | 16.87 | 16.97 | 16.99 | 14.65 | 13.83 | | |
| | | Cumulative time (s) | 178.57 | 162.66 | 146.08 | 129.16 | 112.66 | 96.34 | 79.31 | 62.44 | 45.47 | 28.48 | 13.83 | 3:42.96 | |
| | | Speed (m/s) | 12.57 | 12.06 | 11.82 | 12.12 | 12.25 | 11.74 | 11.86 | 11.79 | 11.77 | 13.65 | 14.46 | 11.66 | |
| | | Stride length (m) | 5.89 | 5.81 | 5.72 | 5.82 | 5.98 | 5.76 | 5.77 | 5.71 | 5.68 | 6.20 | 6.44 | 5.57 | |
| | | Stride duration (s) | 0.469 | 0.482 | 0.484 | 0.480 | 0.488 | 0.490 | 0.487 | 0.484 | 0.482 | 0.454 | 0.445 | 0.478 | |
| | | Stride efficiency (%) | 54.20 | 52.69 | 51.11 | 53.01 | 55.95 | 51.85 | 52.01 | 50.86 | 50.34 | 60.00 | 64.74 | 48.55 | |
| | | Stride count | 33.96 | 34.44 | 34.97 | 34.34 | 33.43 | 34.72 | 34.67 | 35.06 | 35.24 | 32.28 | 31.07 | 466.45 | |



Note: Horizontal distance axis grid lines are 200m furlongs.

Disclaimer.

HRNZ and NZMTC and Thoroughbred Ratings Pty Ltd accepts no responsibility for the completeness or accuracy of any of the information contained herein, and makes no representations about its suitability for any particular purpose. Users should make their own judgements about those matters and/or seek independent advice. You assume all risks associated with use of the data provided on this page.