



Race Results

NZ Metropolitan Trotting Club Inc, HRNZ, June 28, 2020

Compilation date: June 28, 2020, 5:08:09 PM (NZST)

Copyright © 2020 HRNZ and NZMTC. All rights reserved.

Trademarks.

StrideMASTER is a registered trademark of Thoroughbred Ratings Pty Ltd.

Disclaimer.

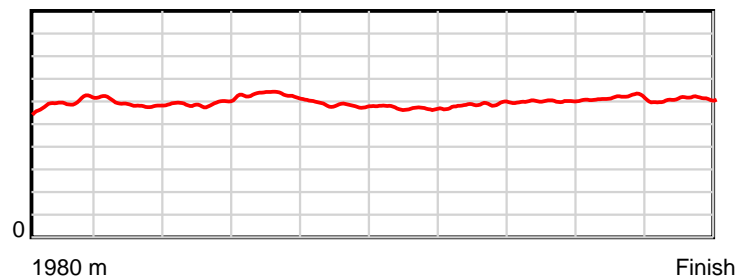
HRNZ and NZMTC and Thoroughbred Ratings Pty Ltd accepts no responsibility for the completeness or accuracy of any of the information contained herein, and makes no representations about its suitability for any particular purpose. Users should make their own judgements about those matters and/or seek independent advice. You assume all risks associated with use of the data provided on this page.

Race Results

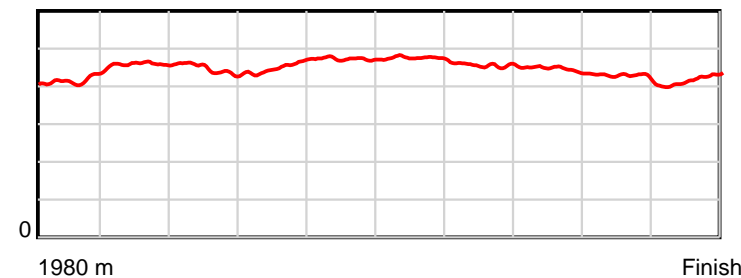
June 28, 2020, Race 7, FERNLAW/GARRY THOMPSON SOLICITOR MOBILE PACE, Distance 1980m, Addington - Survey 1980m

Result	TAB no.	Horse (Barrier)	1980 to	1800m to	1600m to	1400m to	1200m to	1000m to	800m to	600m to	400m to	200m to	Total or	Margin
1st	2	Samarias Mach (2)	1800m	1600m	1400m	1200m	1000m	800m	600m	400m	200m	WP	Average	
		Position in running (margin)	-	3(1.8)	3(2.7)	3(2.4)	3(1.7)	2(1.8)	3(2.2)	3(1.9)	3(2.0)	3(1.7)		0.00
		Sectional time (s)	12.60	15.83	15.14	14.31	16.28	16.66	15.57	14.96	13.95	13.70		
		Cumulative time (s)	149.00	136.40	120.57	105.43	91.12	74.84	58.18	42.61	27.65	13.70	2:29.00	
		Speed (m/s)	14.29	12.63	13.21	13.98	12.29	12.00	12.85	13.37	14.34	14.60	13.29	
		Stride length (m)	5.95	5.80	5.89	6.30	5.81	5.70	5.86	5.96	6.12	6.11	5.94	
		Stride duration (s)	0.416	0.459	0.446	0.451	0.473	0.475	0.456	0.446	0.426	0.418	0.447	
		Stride efficiency (%)	55.28	52.53	54.23	62.12	52.67	50.85	53.58	55.51	58.45	58.27	55.21	
		Stride count	30.26	34.50	33.95	31.72	34.45	35.06	34.16	33.56	32.70	32.75	333.11	

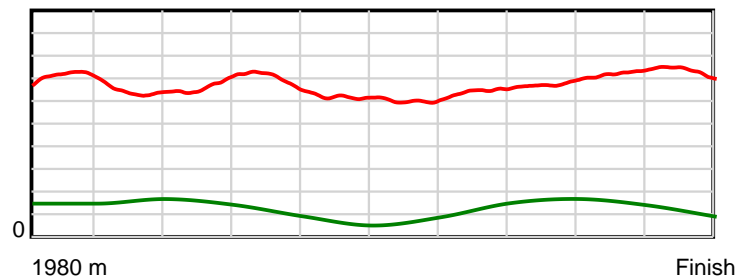
10 m Stride length



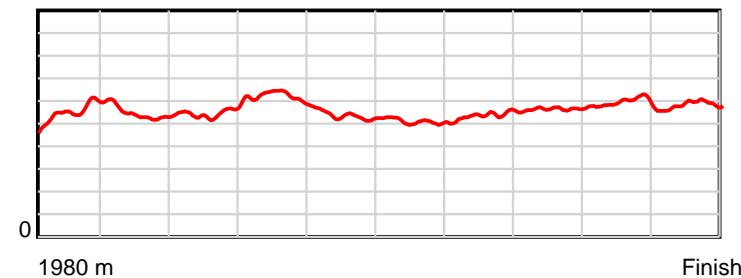
0.6 s Stride duration



20 m/sec Speed



100 % Stride efficiency



Note: Horizontal distance axis grid lines are 200m furlongs.

Disclaimer.

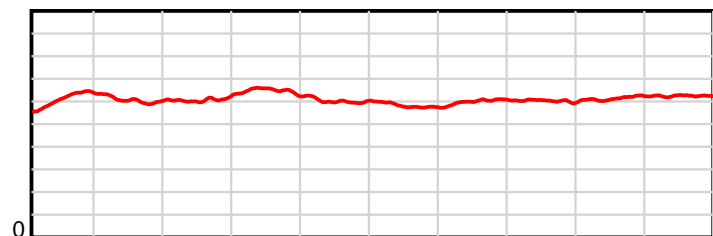
HRNZ and NZMTC and Thoroughbred Ratings Pty Ltd accepts no responsibility for the completeness or accuracy of any of the information contained herein, and makes no representations about its suitability for any particular purpose. Users should make their own judgements about those matters and/or seek independent advice. You assume all risks associated with use of the data provided on this page.

Race Results

June 28, 2020, Race 7, FERNLAW/GARRY THOMPSON SOLICITOR MOBILE PACE, Distance 1980m, Addington - Survey 1980m

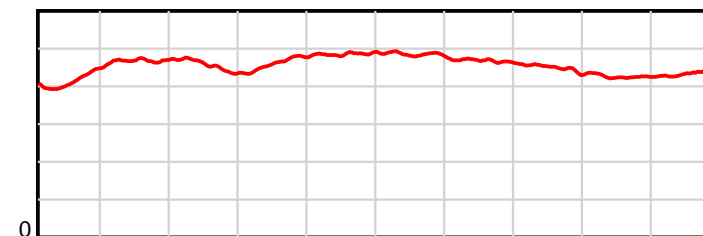
Result	TAB no.	Horse (Barrier)	1980 to	1800m to	1600m to	1400m to	1200m to	1000m to	800m to	600m to	400m to	200m to	Total or	Margin
2nd	1	Conquer Me (1)	1800m	1600m	1400m	1200m	1000m	800m	600m	400m	200m	WP	Average	
		Position in running (margin)	-	1(0.0)	1(0.0)	1(0.0)	1(0.0)	1(0.0)	1(0.0)	1(0.0)	1(0.0)	1(0.0)		0.60
		Sectional time (s)	12.28	15.68	15.20	14.43	16.27	16.58	15.62	14.95	13.99	14.11		
		Cumulative time (s)	149.11	136.83	121.15	105.95	91.52	75.25	58.67	43.05	28.10	14.11	2:29.11	
		Speed (m/s)	14.66	12.76	13.16	13.86	12.29	12.06	12.80	13.38	14.30	14.17	13.28	
		Stride length (m)	6.10	5.97	5.99	6.41	5.97	5.85	5.98	6.00	6.08	6.22	6.05	
		Stride duration (s)	0.416	0.468	0.455	0.463	0.486	0.485	0.467	0.449	0.425	0.439	0.456	
		Stride efficiency (%)	58.11	55.77	56.01	64.28	55.67	53.39	55.90	56.29	57.79	60.53	57.26	
		Stride count	29.52	33.48	33.41	31.18	33.51	34.22	33.44	33.32	32.89	32.13	327.10	

10 m Stride length



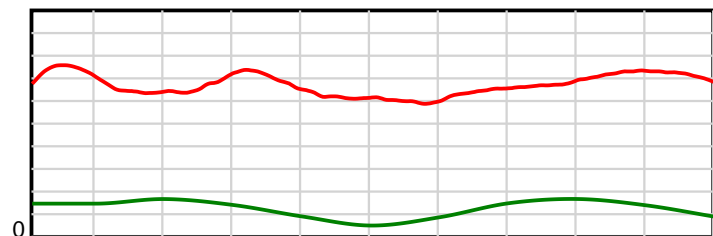
1980 m Finish

0.6 s Stride duration



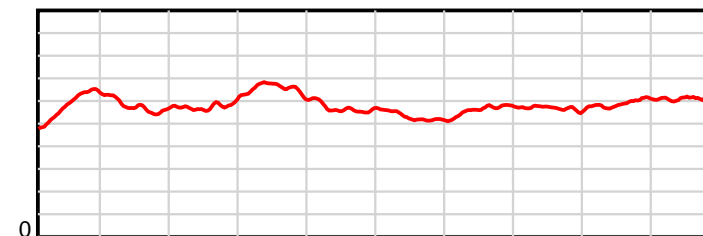
1980 m Finish

20 m/sec Speed



1980 m Finish

100 % Stride efficiency



1980 m Finish

Note: Horizontal distance axis grid lines are 200m furlongs.

Disclaimer.

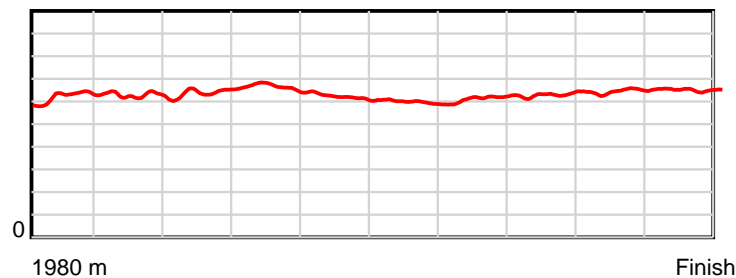
HRNZ and NZMTC and Thoroughbred Ratings Pty Ltd accepts no responsibility for the completeness or accuracy of any of the information contained herein, and makes no representations about its suitability for any particular purpose. Users should make their own judgements about those matters and/or seek independent advice. You assume all risks associated with use of the data provided on this page.

Race Results

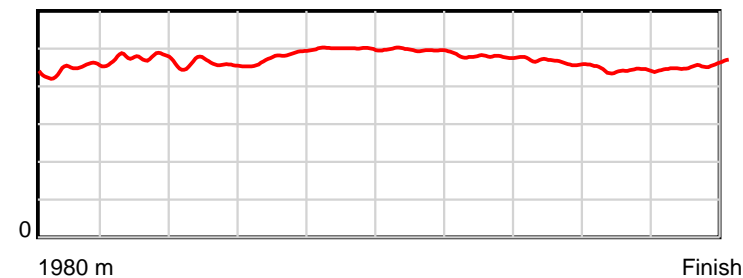
June 28, 2020, Race 7, FERNLAW/GARRY THOMPSON SOLICITOR MOBILE PACE, Distance 1980m, Addington - Survey 1980m

Result	TAB no.	Horse (Barrier)	1980 to	1800m to	1600m to	1400m to	1200m to	1000m to	800m to	600m to	400m to	200m to	Total or	Margin
3rd	9	Deja Blue (8)	1800m	1600m	1400m	1200m	1000m	800m	600m	400m	200m	WP	Average	
		Position in running (margin)	-	6(3.4)	6(4.7)	2(1.0)	2(1.1)	3(1.9)	2(1.9)	2(1.6)	2(1.6)	2(1.2)		0.80
		Sectional time (s)	12.82	15.91	14.58	14.43	16.40	16.59	15.56	14.95	13.92	13.98		
		Cumulative time (s)	149.14	136.32	120.41	105.83	91.40	75.00	58.41	42.85	27.90	13.98	2:29.14	
		Speed (m/s)	14.04	12.57	13.72	13.86	12.20	12.06	12.85	13.38	14.37	14.31	13.28	
		Stride length (m)	6.28	5.98	6.29	6.65	6.10	5.98	6.15	6.20	6.35	6.52	6.24	
		Stride duration (s)	0.446	0.475	0.459	0.480	0.500	0.496	0.478	0.464	0.442	0.455	0.470	
		Stride efficiency (%)	61.64	55.84	61.90	69.20	58.10	55.93	59.11	60.05	63.10	66.33	60.91	
		Stride count	28.66	33.46	31.78	30.06	32.80	33.43	32.52	32.26	31.47	30.70	317.14	

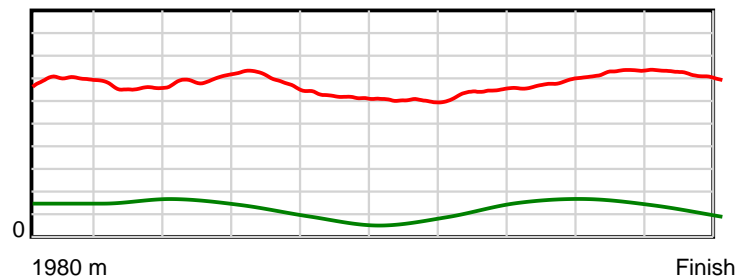
10 m Stride length



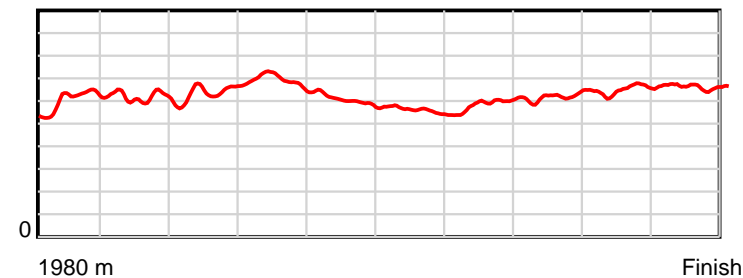
0.6 s Stride duration



20 m/sec Speed



100 % Stride efficiency



Note: Horizontal distance axis grid lines are 200m furlongs.

Disclaimer.

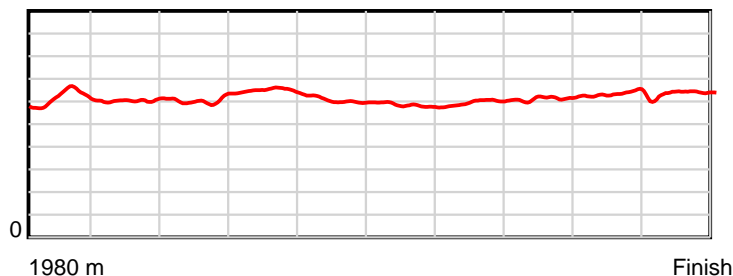
HRNZ and NZMTC and Thoroughbred Ratings Pty Ltd accepts no responsibility for the completeness or accuracy of any of the information contained herein, and makes no representations about its suitability for any particular purpose. Users should make their own judgements about those matters and/or seek independent advice. You assume all risks associated with use of the data provided on this page.

Race Results

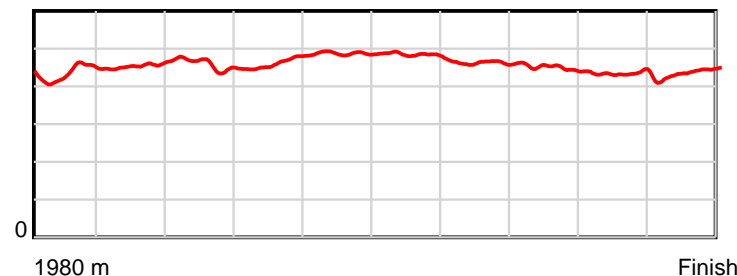
June 28, 2020, Race 7, FERNLAW/GARRY THOMPSON SOLICITOR MOBILE PACE, Distance 1980m, Addington - Survey 1980m

Result	TAB no.	Horse (Barrier)	1980 to	1800m to	1600m to	1400m to	1200m to	1000m to	800m to	600m to	400m to	200m to	Total or	Margin
4th	7	Lottie Moon (6)	1800m	1600m	1400m	1200m	1000m	800m	600m	400m	200m	WP	Average	
		Position in running (margin)	-	4(2.3)	2(1.5)	4(3.5)	4(2.7)	4(3.5)	4(4.1)	4(3.0)	4(2.8)	4(2.5)		0.90
		Sectional time (s)	12.60	15.55	15.53	14.28	16.40	16.69	15.44	14.91	13.94	13.83		
		Cumulative time (s)	149.17	136.57	121.02	105.49	91.21	74.81	58.12	42.68	27.77	13.83	2:29.17	
		Speed (m/s)	14.29	12.86	12.88	14.01	12.20	11.98	12.95	13.41	14.35	14.46	13.27	
		Stride length (m)	6.18	5.83	5.91	6.48	5.94	5.80	5.98	6.03	6.19	6.34	6.06	
		Stride duration (s)	0.435	0.454	0.459	0.463	0.487	0.484	0.462	0.449	0.431	0.438	0.456	
		Stride efficiency (%)	59.73	53.15	54.56	65.61	55.15	52.49	55.94	56.79	59.81	62.77	57.36	
		Stride count	29.11	34.29	33.85	30.87	33.67	34.51	33.43	33.18	32.33	31.56	326.80	

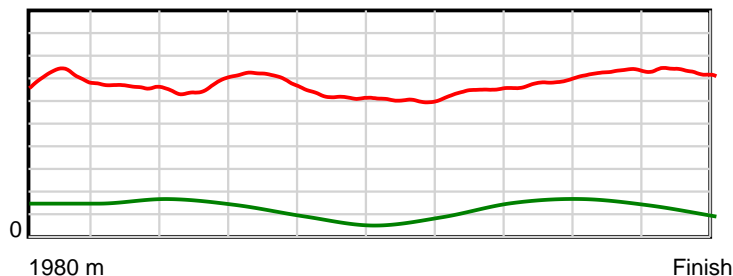
10 m Stride length



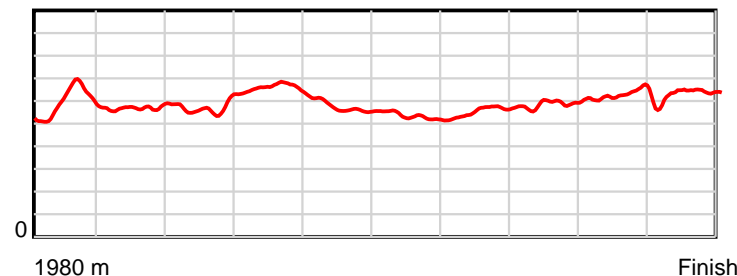
0.6 s Stride duration



20 m/sec Speed



100 % Stride efficiency



Note: Horizontal distance axis grid lines are 200m furlongs.

Disclaimer.

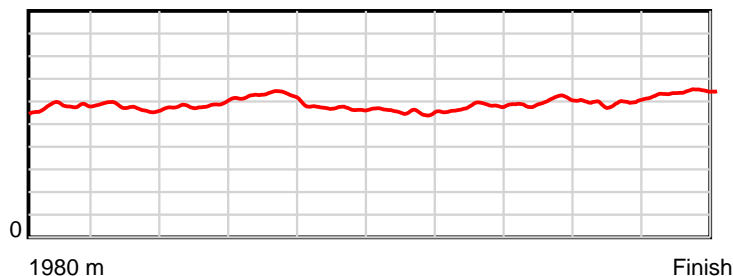
HRNZ and NZMTC and Thoroughbred Ratings Pty Ltd accepts no responsibility for the completeness or accuracy of any of the information contained herein, and makes no representations about its suitability for any particular purpose. Users should make their own judgements about those matters and/or seek independent advice. You assume all risks associated with use of the data provided on this page.

Race Results

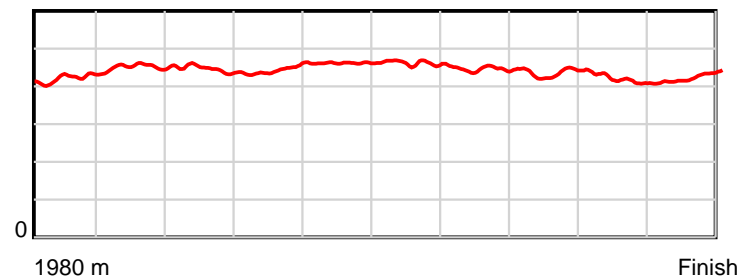
June 28, 2020, Race 7, FERNLAW/GARRY THOMPSON SOLICITOR MOBILE PACE, Distance 1980m, Addington - Survey 1980m

Result	TAB no.	Horse (Barrier)	1980 to	1800m to	1600m to	1400m to	1200m to	1000m to	800m to	600m to	400m to	200m to	Total or	Margin
5th	3	I Miss Mum (3)	1800m	1600m	1400m	1200m	1000m	800m	600m	400m	200m	WP	Average	
		Position in running (margin)	-	9(5.2)	9(7.0)	11(9.4)	11(8.0)	12(8.9)	12(9.5)	13(8.4)	8(7.1)	5(9.3)		4.90
		Sectional time (s)	13.05	15.99	15.59	14.20	16.42	16.68	15.43	14.73	14.36	13.42		
		Cumulative time (s)	149.87	136.82	120.83	105.24	91.04	74.62	57.94	42.51	27.78	13.42	2:29.87	
		Speed (m/s)	13.79	12.51	12.83	14.08	12.18	11.99	12.96	13.58	13.93	14.90	13.21	
		Stride length (m)	5.79	5.64	5.73	6.25	5.62	5.54	5.78	5.93	5.82	6.35	5.83	
		Stride duration (s)	0.422	0.451	0.447	0.444	0.462	0.462	0.446	0.436	0.418	0.426	0.442	
		Stride efficiency (%)	52.40	49.70	51.35	61.02	49.37	47.88	52.12	54.86	52.88	62.92	53.17	
		Stride count	31.09	35.46	34.89	32.00	35.58	36.13	34.63	33.75	34.38	31.52	339.43	

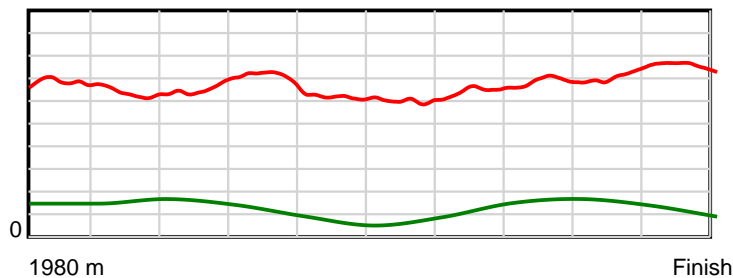
10 m Stride length



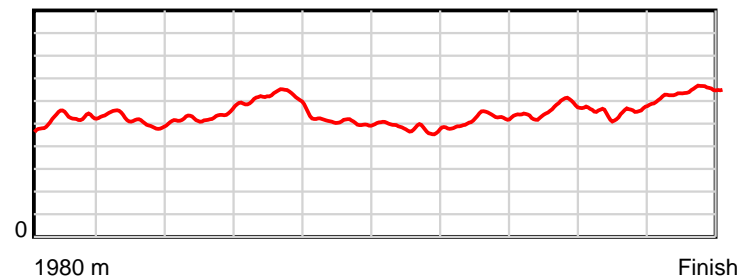
0.6 s Stride duration



20 m/sec Speed



100 % Stride efficiency



Note: Horizontal distance axis grid lines are 200m furlongs.

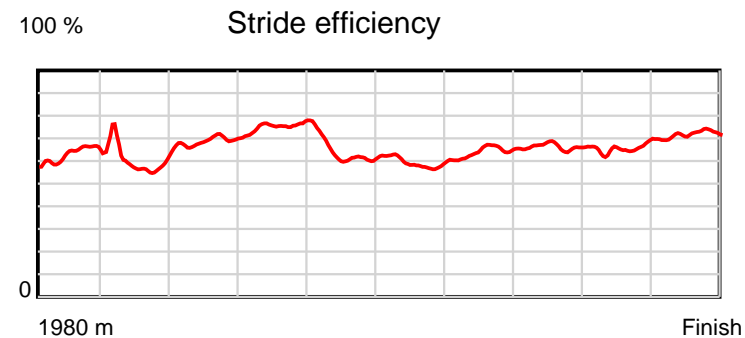
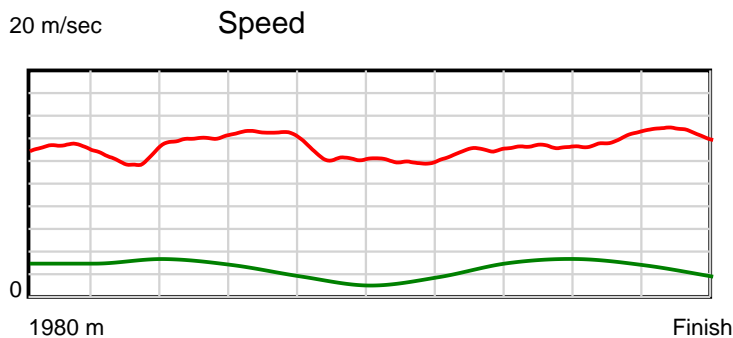
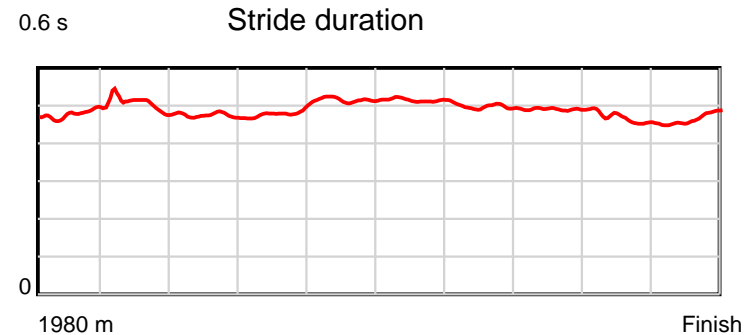
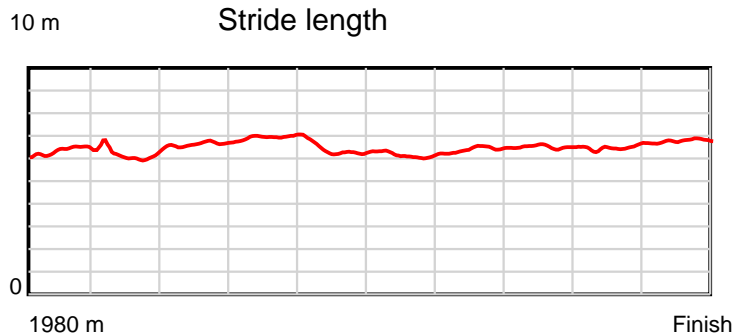
Disclaimer.

HRNZ and NZMTC and Thoroughbred Ratings Pty Ltd accepts no responsibility for the completeness or accuracy of any of the information contained herein, and makes no representations about its suitability for any particular purpose. Users should make their own judgements about those matters and/or seek independent advice. You assume all risks associated with use of the data provided on this page.

Race Results

June 28, 2020, Race 7, FERNLAW/GARRY THOMPSON SOLICITOR MOBILE PACE, Distance 1980m, Addington - Survey 1980m

Result	TAB no.	Horse (Barrier)	1980 to	1800m to	1600m to	1400m to	1200m to	1000m to	800m to	600m to	400m to	200m to	Total or	Margin
6th	8	Play By Ear (7)	1800m	1600m	1400m	1200m	1000m	800m	600m	400m	200m	WP	Average	
		Position in running (margin)	-	12(7.9)	13(14.6)	10(9.3)	8(6.3)	8(6.0)	8(6.2)	9(5.6)	7(6.5)	6(10.2)		8.50
		Sectional time (s)	13.63	16.79	14.33	13.91	16.23	16.61	15.52	15.10	14.59	13.82		
		Cumulative time (s)	150.53	136.90	120.11	105.78	91.87	75.64	59.03	43.51	28.41	13.82	2:30.53	
		Speed (m/s)	13.21	11.91	13.96	14.38	12.32	12.04	12.89	13.25	13.71	14.47	13.15	
		Stride length (m)	6.39	5.96	6.62	6.92	6.35	6.19	6.40	6.49	6.39	6.76	6.44	
		Stride duration (s)	0.479	0.500	0.474	0.481	0.516	0.514	0.497	0.490	0.466	0.467	0.489	
		Stride efficiency (%)	63.75	55.49	68.41	74.87	63.09	59.92	64.07	65.84	63.74	71.43	64.76	
		Stride count	28.18	33.56	30.23	28.89	31.48	32.30	31.23	30.81	31.32	29.58	307.58	



Note: Horizontal distance axis grid lines are 200m furlongs.

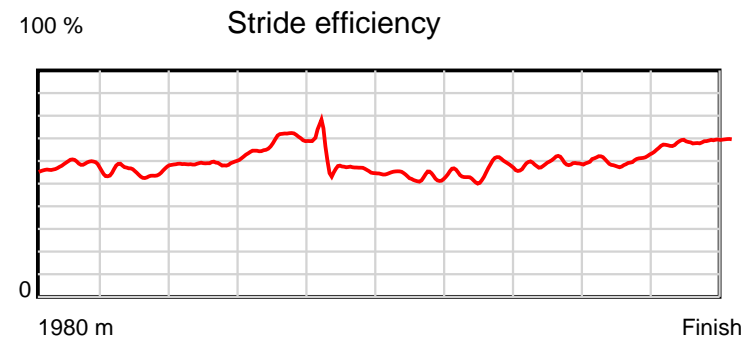
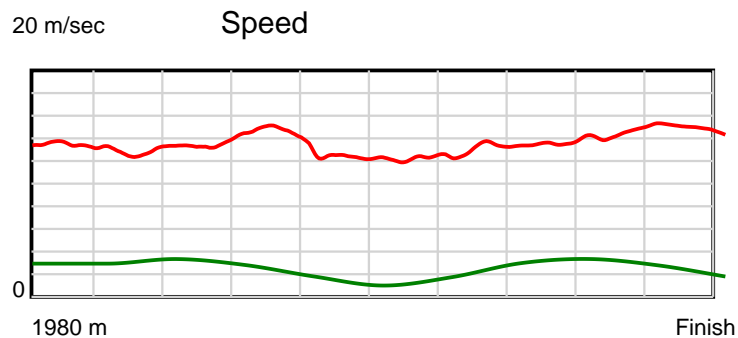
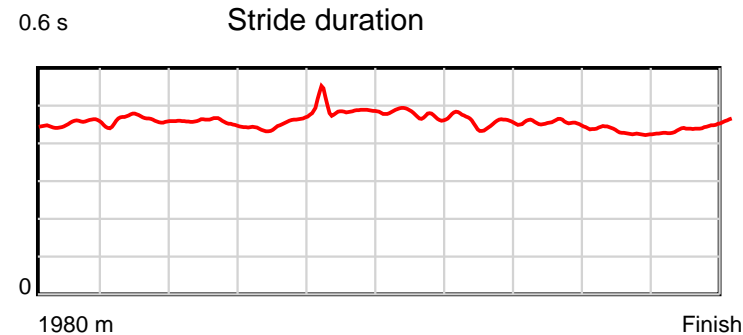
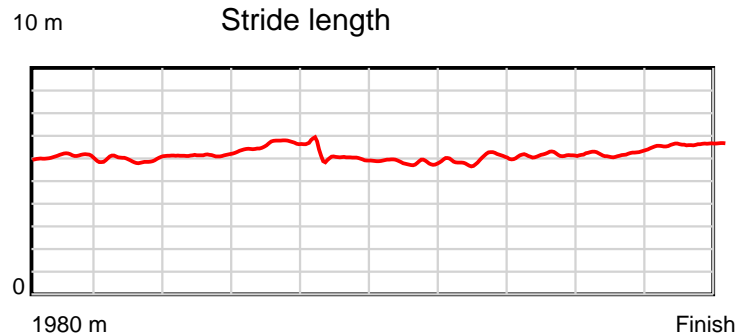
Disclaimer.

HRNZ and NZMTC and Thoroughbred Ratings Pty Ltd accepts no responsibility for the completeness or accuracy of any of the information contained herein, and makes no representations about its suitability for any particular purpose. Users should make their own judgements about those matters and/or seek independent advice. You assume all risks associated with use of the data provided on this page.

Race Results

June 28, 2020, Race 7, FERNLAW/GARRY THOMPSON SOLICITOR MOBILE PACE, Distance 1980m, Addington - Survey 1980m

Result	TAB no.	Horse (Barrier)	1980 to	1800m to	1600m to	1400m to	1200m to	1000m to	800m to	600m to	400m to	200m to	Total or	Margin
7th	16	Mighty Reactor (0)	1800m	1600m	1400m	1200m	1000m	800m	600m	400m	200m	WP	Average	
		Position in running (margin)	-	13(9.9)	12(12.5)	13(13.3)	13(9.3)	13(10.9)	13(10.4)	12(8.0)	13(10.8)	8(13.0)		9.50
		Sectional time (s)	13.89	16.11	15.34	13.76	16.54	16.49	15.23	15.42	14.35	13.58		
		Cumulative time (s)	150.71	136.82	120.71	105.37	91.61	75.07	58.58	43.35	27.93	13.58	2:30.71	
		Speed (m/s)	12.96	12.41	13.04	14.53	12.09	12.13	13.13	12.97	13.94	14.73	13.14	
		Stride length (m)	6.09	5.74	5.96	6.61	5.91	5.79	5.98	5.87	5.99	6.59	6.04	
		Stride duration (s)	0.453	0.462	0.457	0.454	0.489	0.478	0.455	0.452	0.430	0.447	0.460	
		Stride efficiency (%)	57.93	51.50	55.46	68.20	54.57	52.47	55.92	53.76	56.12	67.83	56.99	
		Stride count	29.56	34.84	33.57	30.28	33.85	34.51	33.43	34.10	33.37	30.36	327.87	



Note: Horizontal distance axis grid lines are 200m furlongs.

Disclaimer.

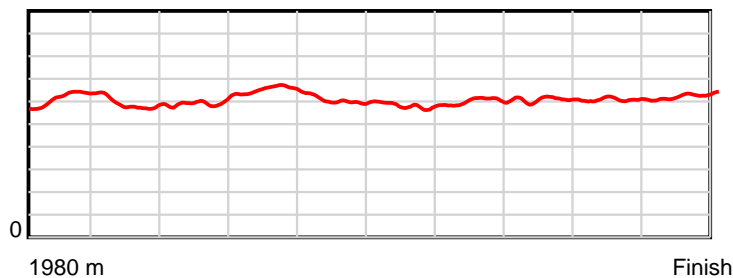
HRNZ and NZMTC and Thoroughbred Ratings Pty Ltd accepts no responsibility for the completeness or accuracy of any of the information contained herein, and makes no representations about its suitability for any particular purpose. Users should make their own judgements about those matters and/or seek independent advice. You assume all risks associated with use of the data provided on this page.

Race Results

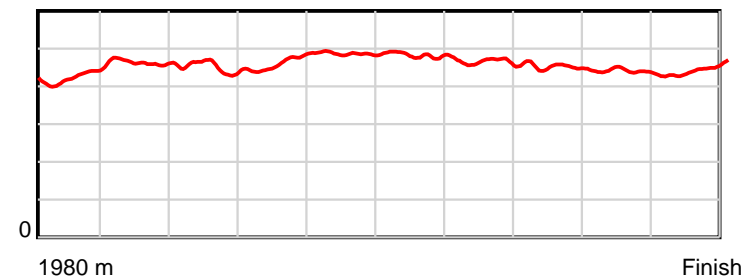
June 28, 2020, Race 7, FERNLAW/GARRY THOMPSON SOLICITOR MOBILE PACE, Distance 1980m, Addington - Survey 1980m

Result	TAB no.	Horse (Barrier)	1980 to	1800m to	1600m to	1400m to	1200m to	1000m to	800m to	600m to	400m to	200m to	Total or	Margin
8th	6	Tara Bromac (5)	1800m	1600m	1400m	1200m	1000m	800m	600m	400m	200m	WP	Average	
		Position in running (margin)	-	2(0.4)	4(4.1)	5(5.8)	7(4.6)	7(5.3)	7(6.0)	7(4.6)	6(5.9)	7(10.2)		10.40
		Sectional time (s)	12.30	16.30	15.48	14.22	16.39	16.71	15.37	15.17	14.70	14.23		
		Cumulative time (s)	150.87	138.57	122.27	106.79	92.57	76.18	59.47	44.10	28.93	14.23	2:30.87	
		Speed (m/s)	14.64	12.27	12.92	14.06	12.20	11.97	13.01	13.18	13.61	14.05	13.12	
		Stride length (m)	6.17	5.69	5.82	6.50	5.94	5.77	6.03	5.95	5.97	6.26	6.00	
		Stride duration (s)	0.423	0.464	0.451	0.462	0.487	0.482	0.464	0.451	0.439	0.445	0.457	
		Stride efficiency (%)	59.45	50.60	53.01	66.00	55.05	52.11	56.90	55.36	55.65	61.18	56.26	
		Stride count	29.18	35.15	34.34	30.77	33.70	34.63	33.14	33.60	33.51	31.96	329.98	

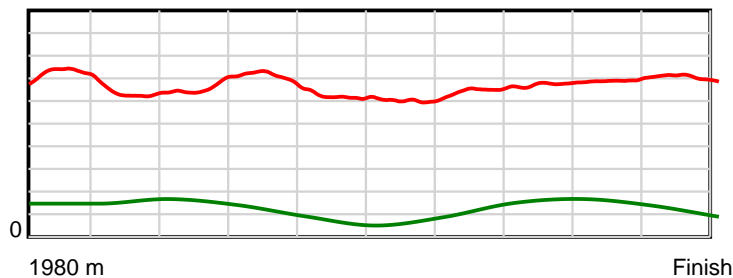
10 m Stride length



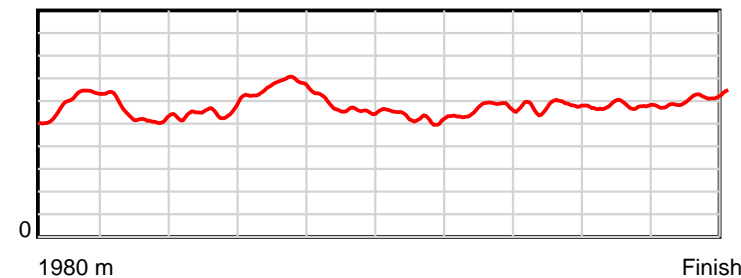
0.6 s Stride duration



20 m/sec Speed



100 % Stride efficiency



Note: Horizontal distance axis grid lines are 200m furlongs.

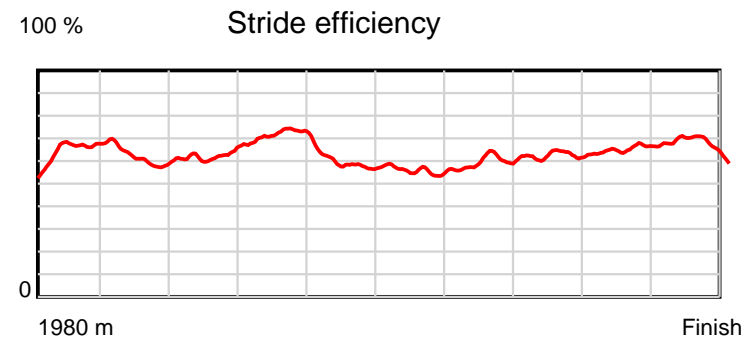
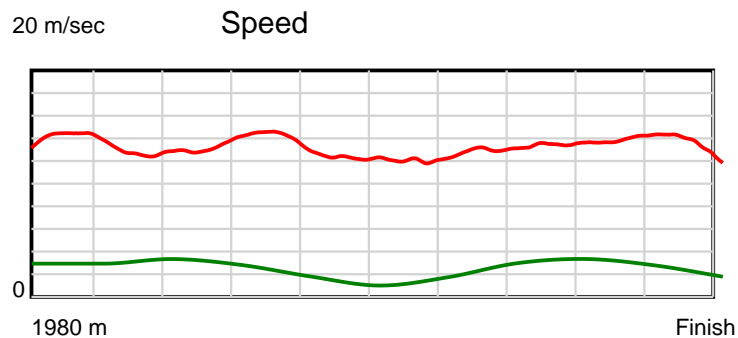
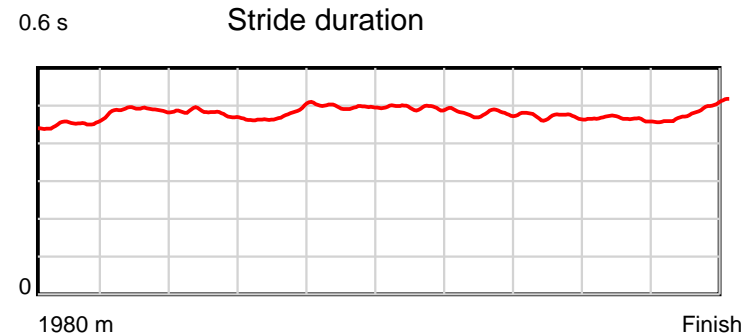
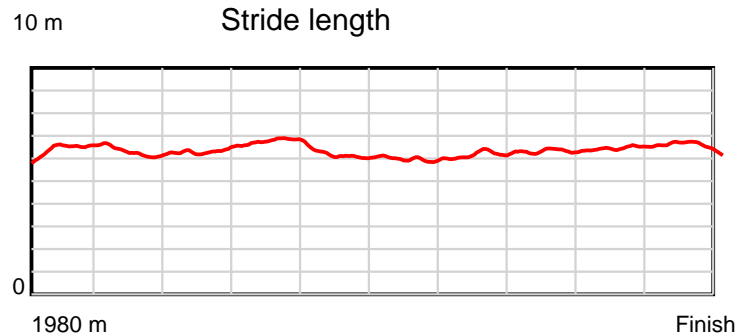
Disclaimer.

HRNZ and NZMTC and Thoroughbred Ratings Pty Ltd accepts no responsibility for the completeness or accuracy of any of the information contained herein, and makes no representations about its suitability for any particular purpose. Users should make their own judgements about those matters and/or seek independent advice. You assume all risks associated with use of the data provided on this page.

Race Results

June 28, 2020, Race 7, FERNLAW/GARRY THOMPSON SOLICITOR MOBILE PACE, Distance 1980m, Addington - Survey 1980m

Result	TAB no.	Horse (Barrier)	1980 to	1800m to	1600m to	1400m to	1200m to	1000m to	800m to	600m to	400m to	200m to	Total or	Margin
9th	13	Narcissist (10)	1800m	1600m	1400m	1200m	1000m	800m	600m	400m	200m	WP	Average	
		Position in running (margin)	-	5(3.3)	7(5.8)	8(8.1)	9(6.4)	10(7.3)	10(7.8)	10(6.5)	10(9.0)	9(13.6)		18.40
		Sectional time (s)	12.66	16.10	15.58	14.15	16.42	16.67	15.39	15.38	14.75	15.22		
		Cumulative time (s)	152.32	139.66	123.56	107.98	93.83	77.41	60.74	45.35	29.97	15.22	2:32.32	
		Speed (m/s)	14.22	12.42	12.84	14.13	12.18	12.00	13.00	13.00	13.56	13.14	13.00	
		Stride length (m)	6.46	6.07	6.15	6.75	6.05	5.94	6.22	6.12	6.29	6.46	6.24	
		Stride duration (s)	0.451	0.489	0.479	0.477	0.497	0.495	0.479	0.470	0.464	0.492	0.480	
		Stride efficiency (%)	65.24	57.62	59.15	71.16	57.16	55.14	60.44	58.46	61.84	65.25	60.85	
		Stride count	27.86	32.94	32.51	29.64	33.07	33.67	32.16	32.70	31.79	30.95	317.29	



Note: Horizontal distance axis grid lines are 200m furlongs.

Disclaimer.

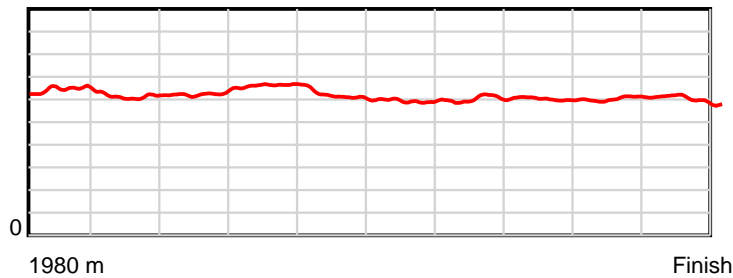
HRNZ and NZMTC and Thoroughbred Ratings Pty Ltd accepts no responsibility for the completeness or accuracy of any of the information contained herein, and makes no representations about its suitability for any particular purpose. Users should make their own judgements about those matters and/or seek independent advice. You assume all risks associated with use of the data provided on this page.

Race Results

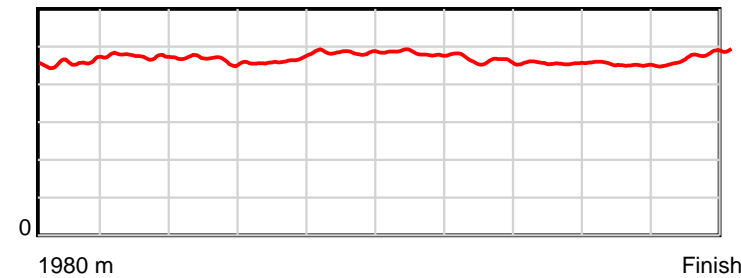
June 28, 2020, Race 7, FERNLAW/GARRY THOMPSON SOLICITOR MOBILE PACE, Distance 1980m, Addington - Survey 1980m

Result	TAB no.	Horse (Barrier)	1980 to	1800m to	1600m to	1400m to	1200m to	1000m to	800m to	600m to	400m to	200m to	Total or	Margin
10th	4	Don't Tell Ang... (4)	1800m	1600m	1400m	1200m	1000m	800m	600m	400m	200m	WP	Average	
		Position in running (margin)	-	7(4.3)	8(5.8)	7(7.0)	6(4.5)	6(4.8)	6(4.7)	5(3.5)	9(7.9)	11(15.9)		26.40
		Sectional time (s)	13.02	15.93	15.40	14.01	16.32	16.57	15.41	15.69	15.32	16.08		
		Cumulative time (s)	153.75	140.73	124.80	109.40	95.39	79.07	62.50	47.09	31.40	16.08	2:33.75	
		Speed (m/s)	13.83	12.55	12.99	14.28	12.25	12.07	12.98	12.75	13.05	12.44	12.88	
		Stride length (m)	6.43	5.97	6.05	6.62	5.94	5.82	6.00	5.82	5.89	5.95	6.03	
		Stride duration (s)	0.458	0.475	0.466	0.464	0.485	0.482	0.462	0.456	0.451	0.478	0.469	
		Stride efficiency (%)	64.66	55.62	57.18	68.46	55.16	52.93	56.21	52.89	54.24	55.28	56.91	
		Stride count	27.98	33.52	33.06	30.22	33.66	34.36	33.35	34.38	33.95	33.63	328.11	

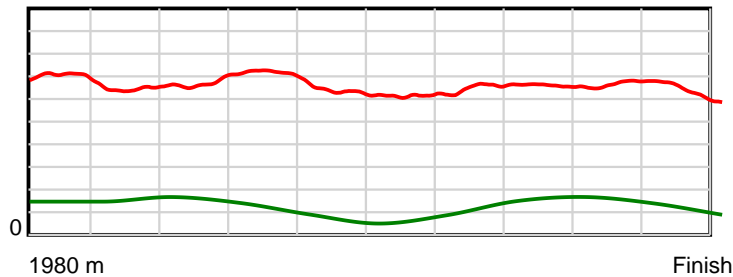
10 m Stride length



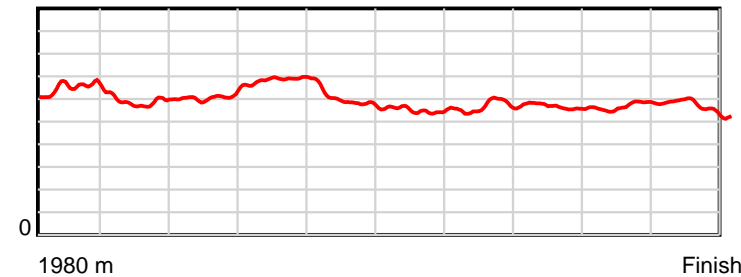
0.6 s Stride duration



20 m/sec Speed



100 % Stride efficiency



Note: Horizontal distance axis grid lines are 200m furlongs.

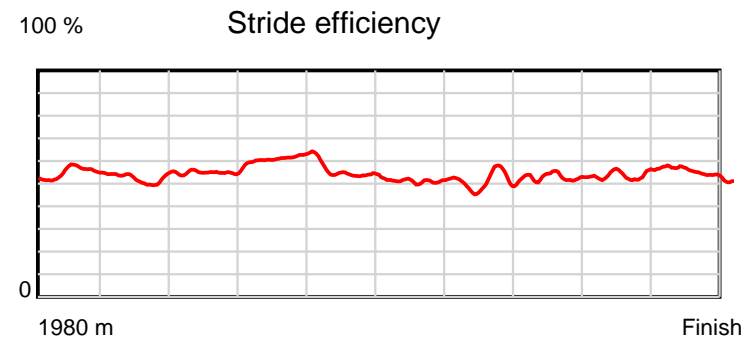
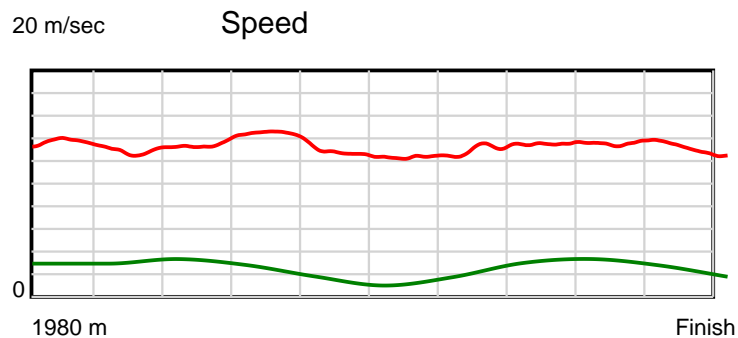
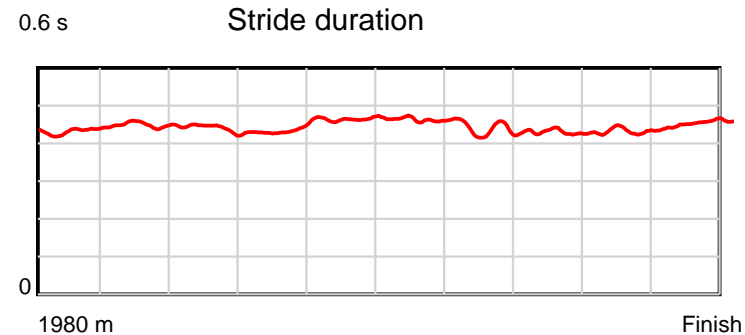
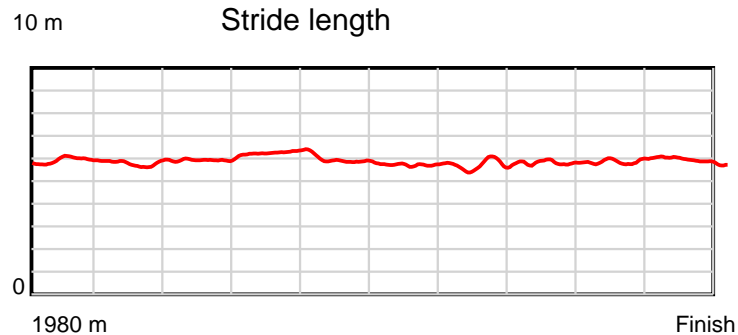
Disclaimer.

HRNZ and NZMTC and Thoroughbred Ratings Pty Ltd accepts no responsibility for the completeness or accuracy of any of the information contained herein, and makes no representations about its suitability for any particular purpose. Users should make their own judgements about those matters and/or seek independent advice. You assume all risks associated with use of the data provided on this page.

Race Results

June 28, 2020, Race 7, FERNLAW/GARRY THOMPSON SOLICITOR MOBILE PACE, Distance 1980m, Addington - Survey 1980m

Result	TAB no.	Horse (Barrier)	1980 to	1800m to	1600m to	1400m to	1200m to	1000m to	800m to	600m to	400m to	200m to	Total or	Margin
11th	15	Aveross Spitfi... (12)	1800m	1600m	1400m	1200m	1000m	800m	600m	400m	200m	WP	Average	
		Position in running (margin)	-	11(7.9)	11(10.5)	12(11.2)	12(8.3)	11(8.7)	11(8.5)	11(6.8)	12(10.5)	12(20.0)		27.40
		Sectional time (s)	13.79	16.12	15.30	13.94	16.35	16.54	15.35	15.57	15.56	15.40		
		Cumulative time (s)	153.92	140.13	124.01	108.71	94.77	78.42	61.88	46.53	30.96	15.40	2:33.92	
		Speed (m/s)	13.05	12.41	13.07	14.35	12.23	12.09	13.03	12.85	12.85	12.99	12.86	
		Stride length (m)	5.91	5.56	5.75	6.25	5.68	5.60	5.69	5.52	5.57	5.92	5.73	
		Stride duration (s)	0.432	0.448	0.440	0.436	0.464	0.463	0.436	0.430	0.433	0.456	0.446	
		Stride efficiency (%)	54.56	48.37	51.68	61.00	50.41	48.94	50.55	47.61	48.48	54.75	51.40	
		Stride count	30.46	35.95	34.78	32.01	35.21	35.74	35.16	36.24	35.91	33.79	345.25	



Note: Horizontal distance axis grid lines are 200m furlongs.

Disclaimer.

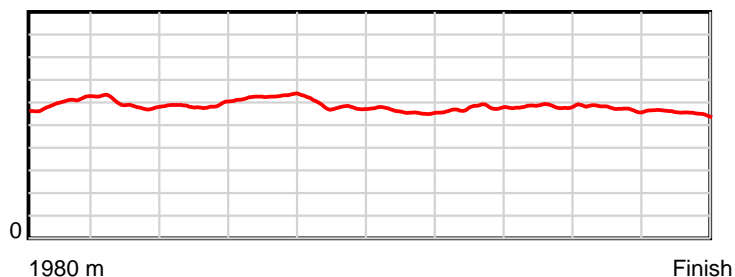
HRNZ and NZMTC and Thoroughbred Ratings Pty Ltd accepts no responsibility for the completeness or accuracy of any of the information contained herein, and makes no representations about its suitability for any particular purpose. Users should make their own judgements about those matters and/or seek independent advice. You assume all risks associated with use of the data provided on this page.

Race Results

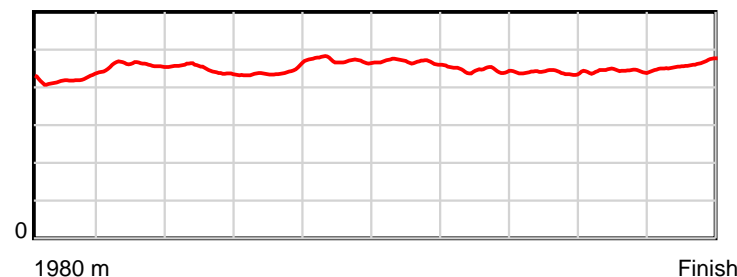
June 28, 2020, Race 7, FERNLAW/GARRY THOMPSON SOLICITOR MOBILE PACE, Distance 1980m, Addington - Survey 1980m

Result	TAB no.	Horse (Barrier)	1980 to	1800m to	1600m to	1400m to	1200m to	1000m to	800m to	600m to	400m to	200m to	Total or	Margin
12th	11	Abby Golightly (9)	1800m	1600m	1400m	1200m	1000m	800m	600m	400m	200m	WP	Average	
		Position in running (margin)	-	8(4.5)	5(4.5)	6(6.0)	5(4.1)	5(4.2)	5(4.4)	6(3.8)	5(4.8)	10(14.5)		27.90
		Sectional time (s)	12.80	15.67	15.46	14.11	16.28	16.62	15.52	15.12	15.60	16.84		
		Cumulative time (s)	154.02	141.22	125.55	110.09	95.98	79.70	63.08	47.56	32.44	16.84	2:34.02	
		Speed (m/s)	14.06	12.76	12.94	14.17	12.29	12.03	12.89	13.23	12.82	11.88	12.86	
		Stride length (m)	5.99	5.86	5.80	6.27	5.79	5.63	5.74	5.82	5.68	5.48	5.80	
		Stride duration (s)	0.420	0.459	0.448	0.443	0.471	0.468	0.446	0.440	0.443	0.461	0.451	
		Stride efficiency (%)	56.02	53.63	52.52	61.48	52.32	49.51	51.57	52.87	50.48	46.90	52.51	
		Stride count	30.06	34.14	34.50	31.89	34.56	35.53	34.82	34.38	35.19	36.51	341.58	

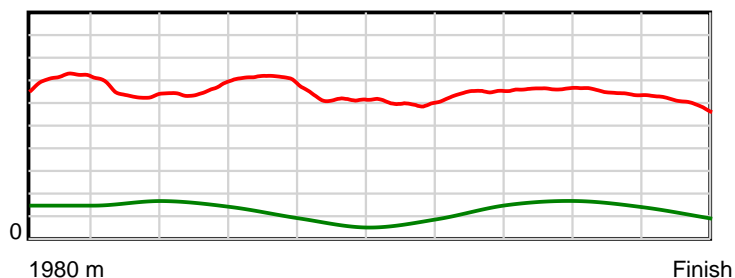
10 m Stride length



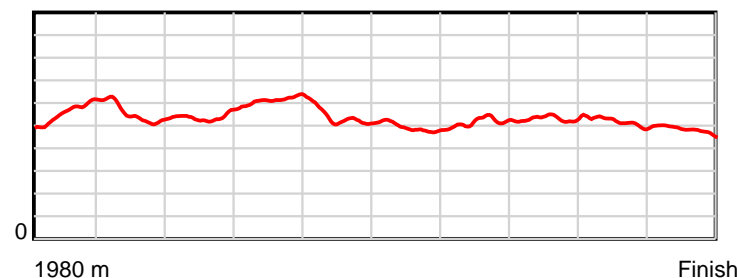
0.6 s Stride duration



20 m/sec Speed



100 % Stride efficiency



Note: Horizontal distance axis grid lines are 200m furlongs.

Disclaimer.

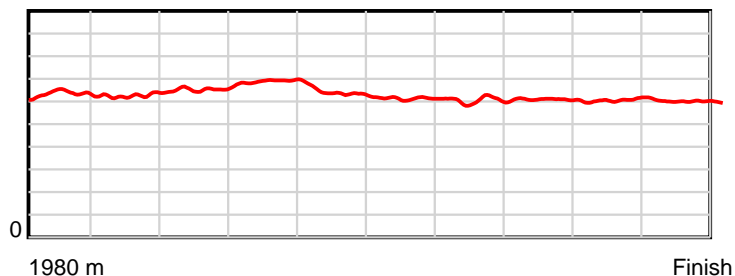
HRNZ and NZMTC and Thoroughbred Ratings Pty Ltd accepts no responsibility for the completeness or accuracy of any of the information contained herein, and makes no representations about its suitability for any particular purpose. Users should make their own judgements about those matters and/or seek independent advice. You assume all risks associated with use of the data provided on this page.

Race Results

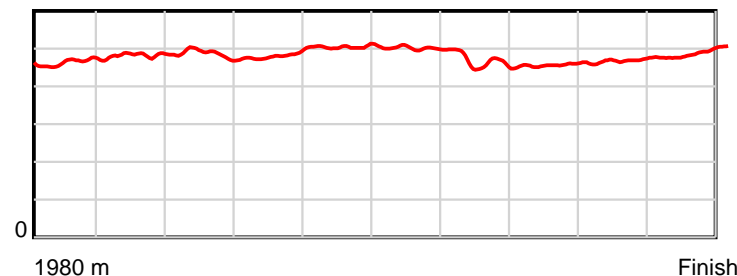
June 28, 2020, Race 7, FERNLAW/GARRY THOMPSON SOLICITOR MOBILE PACE, Distance 1980m, Addington - Survey 1980m

Result	TAB no.	Horse (Barrier)	1980 to	1800m to	1600m to	1400m to	1200m to	1000m to	800m to	600m to	400m to	200m to	Total or	Margin
13th	14	It's A Shawthi... (11)	1800m	1600m	1400m	1200m	1000m	800m	600m	400m	200m	WP	Average	
		Position in running (margin)	-	10(7.0)	10(7.9)	9(8.9)	10(6.7)	9(6.9)	9(6.6)	8(4.8)	11(9.6)	13(22.4)		34.20
		Sectional time (s)	13.35	15.83	15.37	14.07	16.31	16.52	15.33	15.74	16.13	16.50		
		Cumulative time (s)	155.15	141.80	125.97	110.60	96.53	80.22	63.70	48.37	32.63	16.50	2:35.15	
		Speed (m/s)	13.48	12.63	13.01	14.21	12.26	12.11	13.05	12.71	12.40	12.12	12.76	
		Stride length (m)	6.36	6.09	6.31	6.87	6.19	6.06	6.05	5.81	5.83	5.95	6.14	
		Stride duration (s)	0.464	0.482	0.485	0.483	0.504	0.501	0.463	0.457	0.470	0.491	0.481	
		Stride efficiency (%)	63.23	57.94	62.26	73.78	59.78	57.42	57.12	52.74	53.08	55.34	58.83	
		Stride count	28.30	32.85	31.68	29.11	32.33	32.99	33.08	34.43	34.32	33.61	322.70	

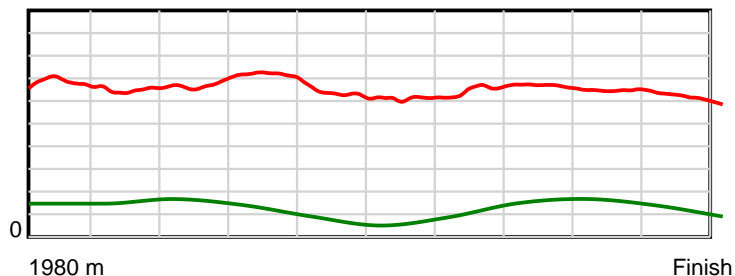
10 m Stride length



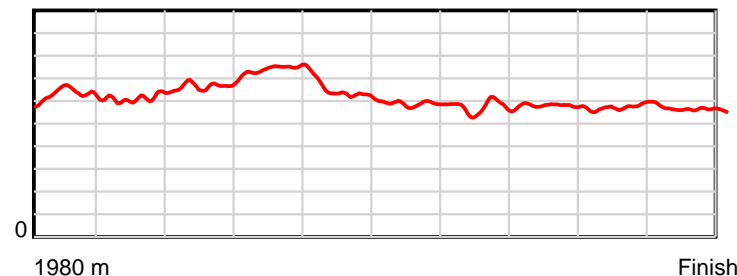
0.6 s Stride duration



20 m/sec Speed



100 % Stride efficiency



Note: Horizontal distance axis grid lines are 200m furlongs.

Disclaimer.

HRNZ and NZMTC and Thoroughbred Ratings Pty Ltd accepts no responsibility for the completeness or accuracy of any of the information contained herein, and makes no representations about its suitability for any particular purpose. Users should make their own judgements about those matters and/or seek independent advice. You assume all risks associated with use of the data provided on this page.