



## Race Results

NZ Metropolitan Trotting Club Inc, HRNZ, June 28, 2020

Compilation date: June 28, 2020, 5:08:44 PM (NZST)

Copyright © 2020 HRNZ and NZMTC. All rights reserved.

### Trademarks.

StrideMASTER is a registered trademark of Thoroughbred Ratings Pty Ltd.

### Disclaimer.

HRNZ and NZMTC and Thoroughbred Ratings Pty Ltd accepts no responsibility for the completeness or accuracy of any of the information contained herein, and makes no representations about its suitability for any particular purpose. Users should make their own judgements about those matters and/or seek independent advice. You assume all risks associated with use of the data provided on this page.



# Race Results



June 28, 2020, Race 9, FAHEY FENCE HIRE MOBILE PACE, Distance 2600m, Addington - Survey 3200m

Result	TAB no.	Horse (Barrier)	2600 to	2400m to
1st	1	<b>Bossmaro (1)</b>	<b>2400m</b>	<b>2200m</b>
		Position in running (margin)	-	1(0.0)
		Sectional time (s)	13.06	14.02
		Cumulative time (s)	193.67	180.61
		Speed (m/s)	15.32	14.27
		Stride length (m)	7.22	7.40
		Stride duration (s)	0.469	0.519
		Stride efficiency (%)	81.52	85.53
		Stride count	27.69	27.03

#### Disclaimer.

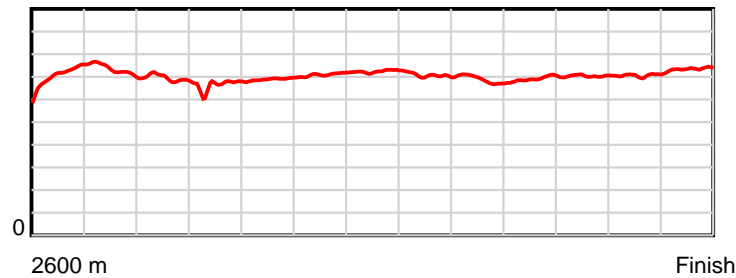
HRNZ and NZMTC and Thoroughbred Ratings Pty Ltd accepts no responsibility for the completeness or accuracy of any of the information contained herein, and makes no representations about its suitability for any particular purpose. Users should make their own judgements about those matters and/or seek independent advice. You assume all risks associated with use of the data provided on this page.

# Race Results

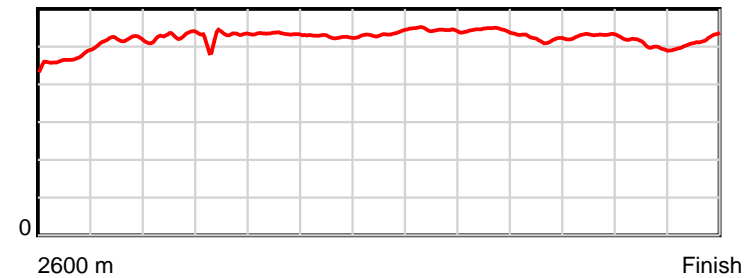
June 28, 2020, Race 9, FAHEY FENCE HIRE MOBILE PACE, Distance 2600m, Addington - Survey 3200m

Result	TAB no.	Horse (Barrier)	2200m to	2000m to	1800m to	1600m to	1400m to	1200m to	1000m to	800m to	600m to	400m to	200m to	Total or	Margin
1st	1	<b>Bossmaro (1)</b>	<b>2000m</b>	<b>1800m</b>	<b>1600m</b>	<b>1400m</b>	<b>1200m</b>	<b>1000m</b>	<b>800m</b>	<b>600m</b>	<b>400m</b>	<b>200m</b>	<b>WP</b>	<b>Average</b>	
		Position in running (margin)	1(0.0)	1(0.0)	1(0.0)	1(0.0)	1(0.0)	1(0.0)	1(0.0)	1(0.0)	1(0.0)	1(0.0)	1(0.0)		0.00
		Sectional time (s)	15.38	15.88	15.67	14.86	14.79	15.41	15.98	15.08	15.21	14.37	13.96		
		Cumulative time (s)	166.59	151.21	135.33	119.66	104.80	90.01	74.60	58.62	43.54	28.33	13.96	3:13.67	
		Speed (m/s)	13.00	12.59	12.76	13.46	13.52	12.98	12.52	13.26	13.15	13.92	14.33	13.43	
		Stride length (m)	6.87	6.56	6.81	7.08	7.22	7.07	6.81	6.91	6.97	7.03	7.39	7.02	
		Stride duration (s)	0.528	0.521	0.534	0.526	0.534	0.545	0.544	0.521	0.530	0.505	0.515	0.523	
		Stride efficiency (%)	73.65	67.33	72.56	78.43	81.51	78.15	72.50	74.61	75.84	77.29	85.25	76.99	
		Stride count	29.13	30.47	29.35	28.23	27.69	28.28	29.36	28.95	28.71	28.44	27.08	370.41	

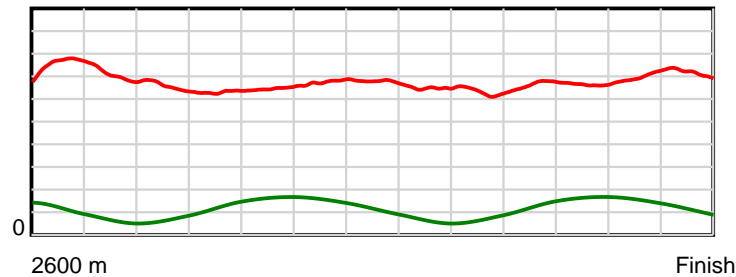
10 m Stride length



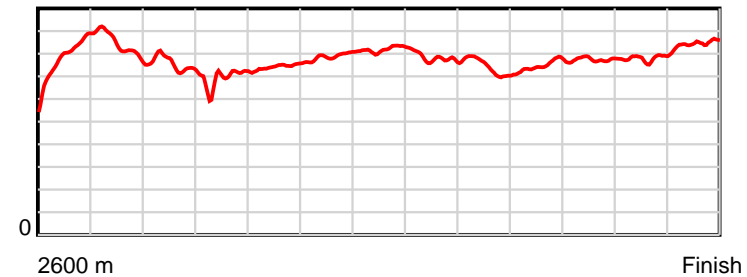
0.6 s Stride duration



20 m/sec Speed



100 % Stride efficiency



Note: Horizontal distance axis grid lines are 200m furlongs.

## Disclaimer.

HRNZ and NZMTC and Thoroughbred Ratings Pty Ltd accepts no responsibility for the completeness or accuracy of any of the information contained herein, and makes no representations about its suitability for any particular purpose. Users should make their own judgements about those matters and/or seek independent advice. You assume all risks associated with use of the data provided on this page.



# Race Results



June 28, 2020, Race 9, FAHEY FENCE HIRE MOBILE PACE, Distance 2600m, Addington - Survey 3200m

Result	TAB no.	Horse (Barrier)	2600 to	2400m to
2nd	10	<b>Paul's Verdict (9)</b>	<b>2400m</b>	<b>2200m</b>
		Position in running (margin)	-	4(1.9)
		Sectional time (s)	13.30	14.17
		Cumulative time (s)	194.29	180.99
		Speed (m/s)	15.04	14.11
		Stride length (m)	7.01	7.01
		Stride duration (s)	0.455	0.496
		Stride efficiency (%)	76.69	76.70
		Stride count	28.55	28.55

## Disclaimer.

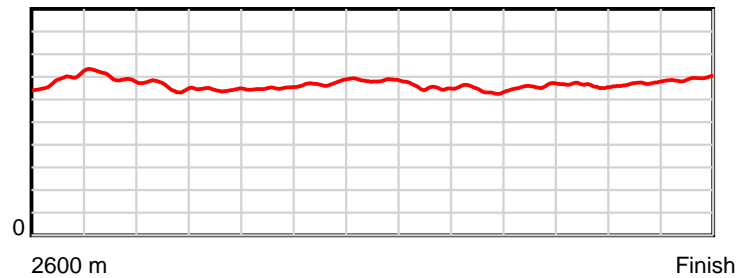
HRNZ and NZMTC and Thoroughbred Ratings Pty Ltd accepts no responsibility for the completeness or accuracy of any of the information contained herein, and makes no representations about its suitability for any particular purpose. Users should make their own judgements about those matters and/or seek independent advice. You assume all risks associated with use of the data provided on this page.

# Race Results

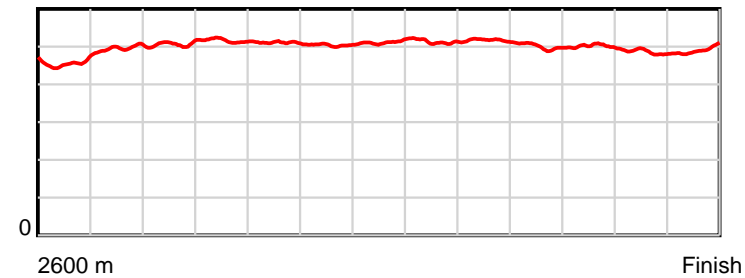
June 28, 2020, Race 9, FAHEY FENCE HIRE MOBILE PACE, Distance 2600m, Addington - Survey 3200m

Result	TAB no.	Horse (Barrier)	2200m to	2000m to	1800m to	1600m to	1400m to	1200m to	1000m to	800m to	600m to	400m to	200m to	Total or	Margin
2nd	10	<b>Paul's Verdict (9)</b>	<b>2000m</b>	<b>1800m</b>	<b>1600m</b>	<b>1400m</b>	<b>1200m</b>	<b>1000m</b>	<b>800m</b>	<b>600m</b>	<b>400m</b>	<b>200m</b>	<b>WP</b>	<b>Average</b>	
		Position in running (margin)	2(2.8)	2(2.4)	2(2.5)	2(2.4)	2(2.5)	2(2.2)	2(2.5)	2(2.5)	2(2.7)	2(2.7)	2(2.9)		3.40
		Sectional time (s)	15.33	15.90	15.65	14.86	14.74	15.47	15.98	15.12	15.21	14.39	14.17		
		Cumulative time (s)	166.82	151.49	135.59	119.94	105.08	90.34	74.87	58.89	43.77	28.56	14.17	3:14.29	
		Speed (m/s)	13.05	12.58	12.78	13.46	13.57	12.93	12.52	13.23	13.15	13.90	14.11	13.38	
		Stride length (m)	6.61	6.49	6.52	6.78	6.95	6.63	6.47	6.62	6.59	6.76	6.95	6.72	
		Stride duration (s)	0.506	0.516	0.510	0.504	0.512	0.513	0.517	0.500	0.501	0.486	0.492	0.502	
		Stride efficiency (%)	68.23	65.77	66.45	71.88	75.39	68.72	65.37	68.42	67.88	71.32	75.40	70.46	
		Stride count	30.27	30.83	30.67	29.49	28.79	30.16	30.92	30.22	30.35	29.60	28.79	387.19	

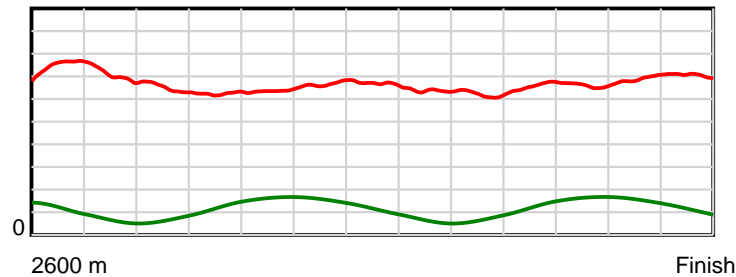
10 m Stride length



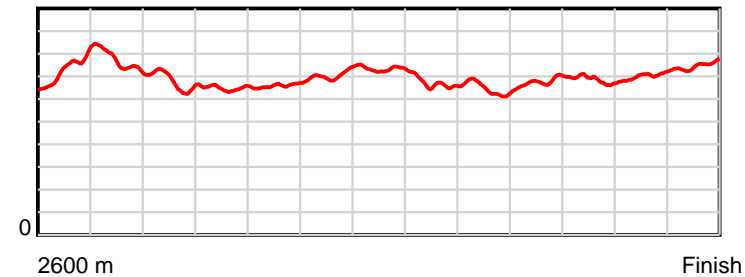
0.6 s Stride duration



20 m/sec Speed



100 % Stride efficiency



Note: Horizontal distance axis grid lines are 200m furlongs.

## Disclaimer.

HRNZ and NZMTC and Thoroughbred Ratings Pty Ltd accepts no responsibility for the completeness or accuracy of any of the information contained herein, and makes no representations about its suitability for any particular purpose. Users should make their own judgements about those matters and/or seek independent advice. You assume all risks associated with use of the data provided on this page.



# Race Results



June 28, 2020, Race 9, FAHEY FENCE HIRE MOBILE PACE, Distance 2600m, Addington - Survey 3200m

Result	TAB no.	Horse (Barrier)	2600 to	2400m to
3rd	11	<b>Donegal Gilber... (10)</b>	<b>2400m</b>	<b>2200m</b>
		Position in running (margin)	-	8(5.1)
		Sectional time (s)	13.92	14.39
		Cumulative time (s)	195.09	181.17
		Speed (m/s)	14.37	13.90
		Stride length (m)	6.63	6.64
		Stride duration (s)	0.449	0.478
		Stride efficiency (%)	68.75	68.99
		Stride count	30.15	30.10

#### Disclaimer.

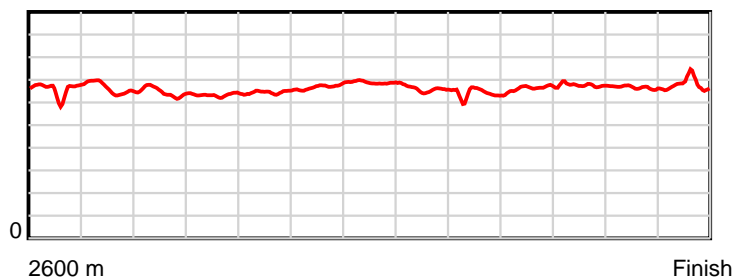
HRNZ and NZMTC and Thoroughbred Ratings Pty Ltd accepts no responsibility for the completeness or accuracy of any of the information contained herein, and makes no representations about its suitability for any particular purpose. Users should make their own judgements about those matters and/or seek independent advice. You assume all risks associated with use of the data provided on this page.

# Race Results

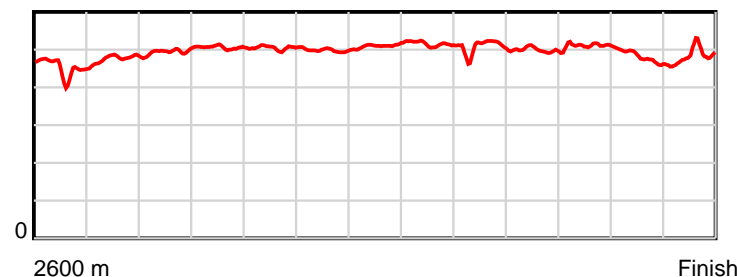
June 28, 2020, Race 9, FAHEY FENCE HIRE MOBILE PACE, Distance 2600m, Addington - Survey 3200m

Result	TAB no.	Horse (Barrier)	2200m to	2000m to	1800m to	1600m to	1400m to	1200m to	1000m to	800m to	600m to	400m to	200m to	Total or	Margin
3rd	11	<b>Donegal Gilber... (10)</b>	<b>2000m</b>	<b>1800m</b>	<b>1600m</b>	<b>1400m</b>	<b>1200m</b>	<b>1000m</b>	<b>800m</b>	<b>600m</b>	<b>400m</b>	<b>200m</b>	<b>WP</b>	<b>Average</b>	
		Position in running (margin)	7(7.2)	7(7.0)	7(7.2)	6(6.7)	5(6.0)	5(5.7)	6(6.3)	6(6.8)	6(6.6)	6(6.8)	4(6.8)		7.80
		Sectional time (s)	15.34	15.92	15.59	14.73	14.74	15.52	16.07	15.04	15.26	14.37	14.20		
		Cumulative time (s)	166.78	151.44	135.52	119.93	105.20	90.46	74.94	58.87	43.83	28.57	14.20	3:15.09	
		Speed (m/s)	13.04	12.56	12.83	13.58	13.57	12.89	12.45	13.30	13.11	13.92	14.08	13.33	
		Stride length (m)	6.45	6.36	6.47	6.76	6.93	6.63	6.26	6.62	6.66	6.67	6.78	6.60	
		Stride duration (s)	0.495	0.506	0.504	0.498	0.511	0.515	0.503	0.498	0.508	0.479	0.481	0.495	
		Stride efficiency (%)	65.09	63.18	65.32	71.40	74.97	68.75	61.25	68.55	69.35	69.49	71.76	68.08	
		Stride count	30.99	31.45	30.93	29.59	28.88	30.15	31.95	30.20	30.02	29.99	29.51	393.91	

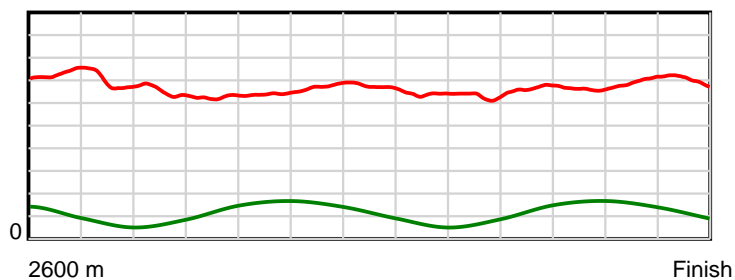
10 m Stride length



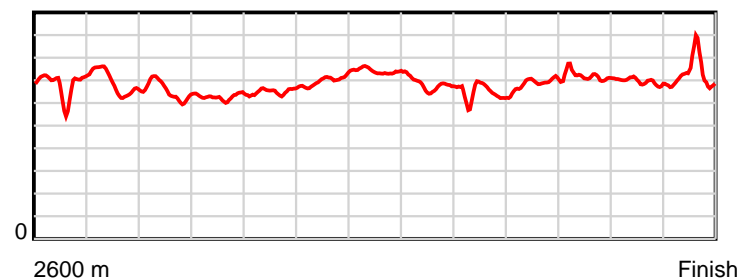
0.6 s Stride duration



20 m/sec Speed



100 % Stride efficiency



Note: Horizontal distance axis grid lines are 200m furlongs.

**Disclaimer.**

HRNZ and NZMTC and Thoroughbred Ratings Pty Ltd accepts no responsibility for the completeness or accuracy of any of the information contained herein, and makes no representations about its suitability for any particular purpose. Users should make their own judgements about those matters and/or seek independent advice. You assume all risks associated with use of the data provided on this page.



# Race Results



June 28, 2020, Race 9, FAHEY FENCE HIRE MOBILE PACE, Distance 2600m, Addington - Survey 3200m

Result	TAB no.	Horse (Barrier)	2600 to	2400m to
4th	8	Mordecai (7)	2400m	2200m
		Position in running (margin)	-	6(3.9)
		Sectional time (s)	13.58	14.50
		Cumulative time (s)	195.12	181.54
		Speed (m/s)	14.73	13.79
		Stride length (m)	6.86	6.58
		Stride duration (s)	0.467	0.477
		Stride efficiency (%)	73.60	67.61
		Stride count	29.14	30.40

#### Disclaimer.

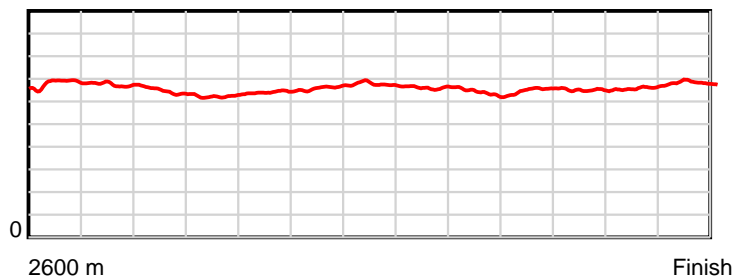
HRNZ and NZMTC and Thoroughbred Ratings Pty Ltd accepts no responsibility for the completeness or accuracy of any of the information contained herein, and makes no representations about its suitability for any particular purpose. Users should make their own judgements about those matters and/or seek independent advice. You assume all risks associated with use of the data provided on this page.

# Race Results

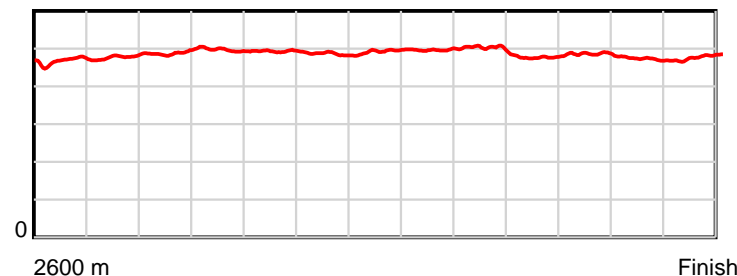
June 28, 2020, Race 9, FAHEY FENCE HIRE MOBILE PACE, Distance 2600m, Addington - Survey 3200m

Result	TAB no.	Horse (Barrier)	2200m to	2000m to	1800m to	1600m to	1400m to	1200m to	1000m to	800m to	600m to	400m to	200m to	Total or	Margin
4th	8	Mordecai (7)	2000m	1800m	1600m	1400m	1200m	1000m	800m	600m	400m	200m	WP	Average	
		Position in running (margin)	6(6.7)	6(6.4)	6(7.1)	7(7.6)	8(8.4)	7(7.5)	7(7.0)	7(6.9)	5(4.8)	5(6.2)	5(8.6)		8.00
		Sectional time (s)	15.33	16.00	15.74	14.99	14.65	15.32	15.96	14.74	15.45	14.76	14.10		
		Cumulative time (s)	167.04	151.71	135.71	119.97	104.98	90.33	75.01	59.05	44.31	28.86	14.10	3:15.12	
		Speed (m/s)	13.05	12.50	12.71	13.34	13.65	13.05	12.53	13.57	12.94	13.55	14.18	13.33	
		Stride length (m)	6.37	6.22	6.26	6.48	6.73	6.48	6.28	6.48	6.29	6.40	6.77	6.47	
		Stride duration (s)	0.488	0.497	0.493	0.486	0.493	0.496	0.501	0.477	0.486	0.472	0.478	0.486	
		Stride efficiency (%)	63.35	60.38	61.30	65.72	70.80	65.59	61.64	65.52	61.73	63.92	71.69	65.43	
		Stride count	31.41	32.17	31.93	30.84	29.71	30.87	31.84	30.89	31.82	31.27	29.53	401.82	

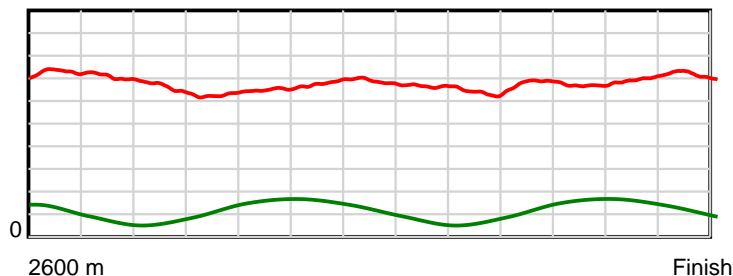
10 m Stride length



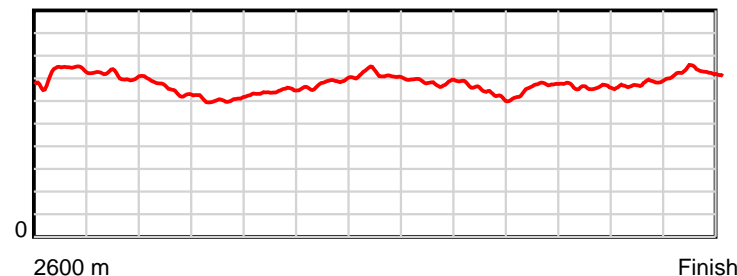
0.6 s Stride duration



20 m/sec Speed



100 % Stride efficiency



Note: Horizontal distance axis grid lines are 200m furlongs.

## Disclaimer.

HRNZ and NZMTC and Thoroughbred Ratings Pty Ltd accepts no responsibility for the completeness or accuracy of any of the information contained herein, and makes no representations about its suitability for any particular purpose. Users should make their own judgements about those matters and/or seek independent advice. You assume all risks associated with use of the data provided on this page.



# Race Results



June 28, 2020, Race 9, FAHEY FENCE HIRE MOBILE PACE, Distance 2600m, Addington - Survey 3200m

Result	TAB no.	Horse (Barrier)	2600 to	2400m to
5th	4	<b>Scared Stiff (4)</b>	<b>2400m</b>	<b>2200m</b>
		Position in running (margin)	-	5(2.9)
		Sectional time (s)	13.35	14.31
		Cumulative time (s)	195.42	182.07
		Speed (m/s)	14.98	13.98
		Stride length (m)	6.52	6.29
		Stride duration (s)	0.439	0.450
		Stride efficiency (%)	66.47	61.77
		Stride count	30.67	31.81

#### Disclaimer.

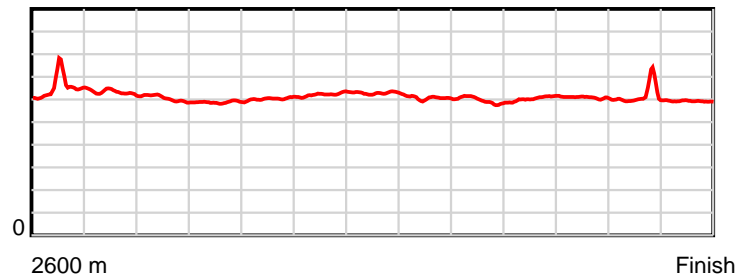
HRNZ and NZMTC and Thoroughbred Ratings Pty Ltd accepts no responsibility for the completeness or accuracy of any of the information contained herein, and makes no representations about its suitability for any particular purpose. Users should make their own judgements about those matters and/or seek independent advice. You assume all risks associated with use of the data provided on this page.

# Race Results

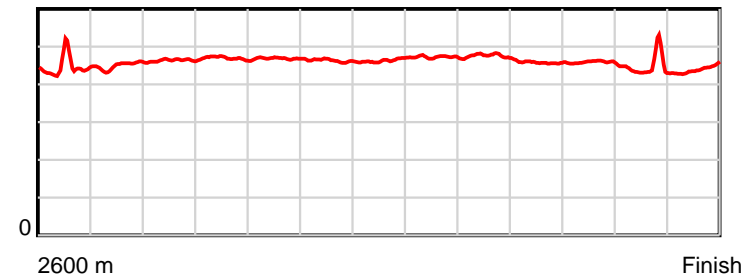
June 28, 2020, Race 9, FAHEY FENCE HIRE MOBILE PACE, Distance 2600m, Addington - Survey 3200m

Result	TAB no.	Horse (Barrier)	2200m to	2000m to	1800m to	1600m to	1400m to	1200m to	1000m to	800m to	600m to	400m to	200m to	Total or	Margin
5th	4	Scared Stiff (4)	2000m	1800m	1600m	1400m	1200m	1000m	800m	600m	400m	200m	WP	Average	
		Position in running (margin)	5(4.6)	4(4.5)	4(4.8)	4(4.2)	3(4.1)	3(3.8)	4(4.6)	4(4.2)	4(4.5)	3(4.3)	3(5.6)		9.70
		Sectional time (s)	15.36	15.94	15.56	14.85	14.75	15.53	15.92	15.14	15.17	14.60	14.94		
		Cumulative time (s)	167.76	152.40	136.46	120.90	106.05	91.30	75.77	59.85	44.71	29.54	14.94	3:15.42	
		Speed (m/s)	13.02	12.55	12.85	13.47	13.56	12.88	12.56	13.21	13.18	13.70	13.39	13.30	
		Stride length (m)	6.04	5.88	6.03	6.23	6.28	6.09	5.97	6.05	6.04	6.10	5.90	6.10	
		Stride duration (s)	0.464	0.469	0.469	0.463	0.463	0.473	0.475	0.458	0.458	0.445	0.441	0.459	
		Stride efficiency (%)	56.96	54.11	56.81	60.75	61.56	57.88	55.63	57.15	57.10	58.18	54.43	58.23	
		Stride count	33.13	33.99	33.17	32.08	31.86	32.86	33.52	33.07	33.09	32.78	33.89	425.92	

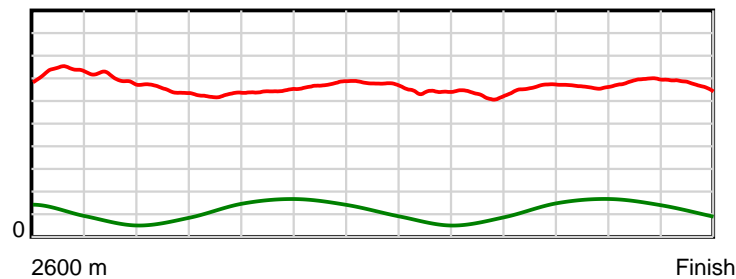
10 m Stride length



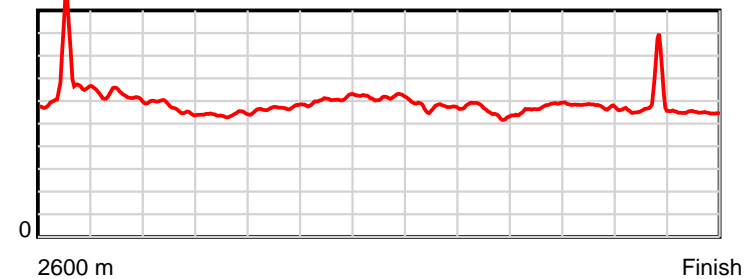
0.6 s Stride duration



20 m/sec Speed



100 % Stride efficiency



Note: Horizontal distance axis grid lines are 200m furlongs.

## Disclaimer.

HRNZ and NZMTC and Thoroughbred Ratings Pty Ltd accepts no responsibility for the completeness or accuracy of any of the information contained herein, and makes no representations about its suitability for any particular purpose. Users should make their own judgements about those matters and/or seek independent advice. You assume all risks associated with use of the data provided on this page.



# Race Results



June 28, 2020, Race 9, FAHEY FENCE HIRE MOBILE PACE, Distance 2600m, Addington - Survey 3200m

Result	TAB no.	Horse (Barrier)	2600 to	2400m to
6th	9	<b>Essence Of Eas... (8)</b>	<b>2400m</b>	<b>2200m</b>
		Position in running (margin)	-	12(8.9)
		Sectional time (s)	14.40	15.58
		Cumulative time (s)	195.57	181.17
		Speed (m/s)	13.89	12.84
		Stride length (m)	6.16	5.78
		Stride duration (s)	0.448	0.451
		Stride efficiency (%)	59.28	52.29
		Stride count	32.47	34.57

#### Disclaimer.

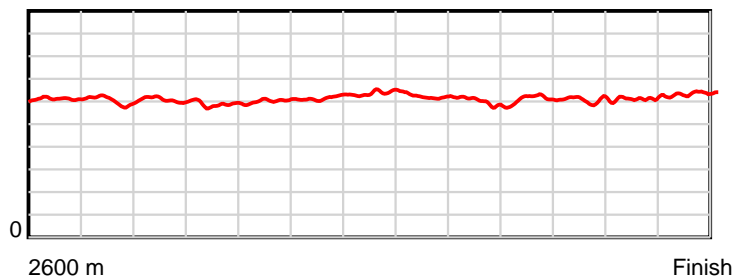
HRNZ and NZMTC and Thoroughbred Ratings Pty Ltd accepts no responsibility for the completeness or accuracy of any of the information contained herein, and makes no representations about its suitability for any particular purpose. Users should make their own judgements about those matters and/or seek independent advice. You assume all risks associated with use of the data provided on this page.

# Race Results

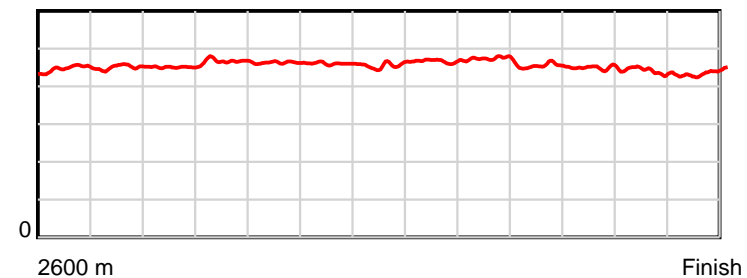
June 28, 2020, Race 9, FAHEY FENCE HIRE MOBILE PACE, Distance 2600m, Addington - Survey 3200m

Result	TAB no.	Horse (Barrier)	2200m to	2000m to	1800m to	1600m to	1400m to	1200m to	1000m to	800m to	600m to	400m to	200m to	Total or	Margin
6th	9	Essence Of Eas... (8)	2000m	1800m	1600m	1400m	1200m	1000m	800m	600m	400m	200m	WP	Average	
		Position in running (margin)	12(18.3)	12(15.4)	12(15.9)	12(15.1)	12(17.0)	12(14.0)	12(13.0)	12(13.3)	12(11.6)	11(12.2)	8(13.0)		10.50
		Sectional time (s)	14.90	15.96	15.53	15.18	14.30	15.24	16.03	14.80	15.32	14.49	13.84		
		Cumulative time (s)	165.59	150.69	134.73	119.20	104.02	89.72	74.48	58.45	43.65	28.33	13.84	3:15.57	
		Speed (m/s)	13.42	12.53	12.88	13.18	13.99	13.12	12.48	13.51	13.05	13.80	14.45	13.29	
		Stride length (m)	6.05	5.86	5.95	6.07	6.38	6.13	5.89	6.14	5.85	6.06	6.32	6.04	
		Stride duration (s)	0.451	0.468	0.462	0.460	0.456	0.467	0.472	0.454	0.448	0.439	0.437	0.455	
		Stride efficiency (%)	57.20	53.70	55.37	57.52	63.60	58.65	54.28	58.87	53.49	57.46	62.38	57.10	
		Stride count	33.06	34.12	33.60	32.97	31.35	32.65	33.94	32.59	34.18	32.98	31.65	430.13	

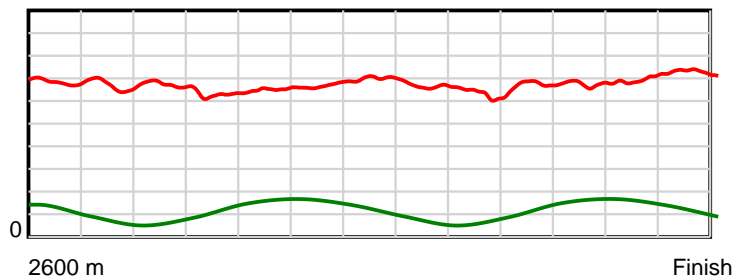
10 m Stride length



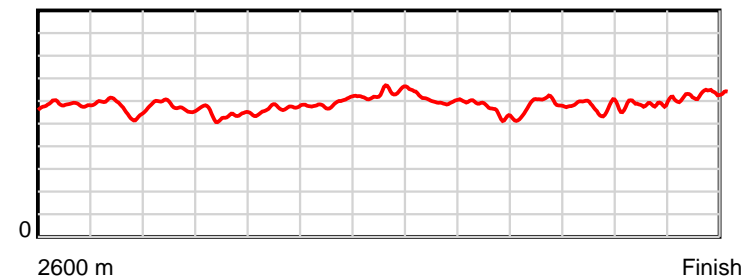
0.6 s Stride duration



20 m/sec Speed



100 % Stride efficiency



Note: Horizontal distance axis grid lines are 200m furlongs.

**Disclaimer.**

HRNZ and NZMTC and Thoroughbred Ratings Pty Ltd accepts no responsibility for the completeness or accuracy of any of the information contained herein, and makes no representations about its suitability for any particular purpose. Users should make their own judgements about those matters and/or seek independent advice. You assume all risks associated with use of the data provided on this page.



# Race Results



June 28, 2020, Race 9, FAHEY FENCE HIRE MOBILE PACE, Distance 2600m, Addington - Survey 3200m

Result	TAB no.	Horse (Barrier)	2600 to	2400m to
7th	13	<b>Galleons Conno... (12)</b>		
		Position in running (margin)		
		Sectional time (s)		
		Cumulative time (s)		
		Speed (m/s)		
		Stride length (m)		
		Stride duration (s)		
		Stride efficiency (%)		
		Stride count		

## Disclaimer.

HRNZ and NZMTC and Thoroughbred Ratings Pty Ltd accepts no responsibility for the completeness or accuracy of any of the information contained herein, and makes no representations about its suitability for any particular purpose. Users should make their own judgements about those matters and/or seek independent advice. You assume all risks associated with use of the data provided on this page.




# Race Results



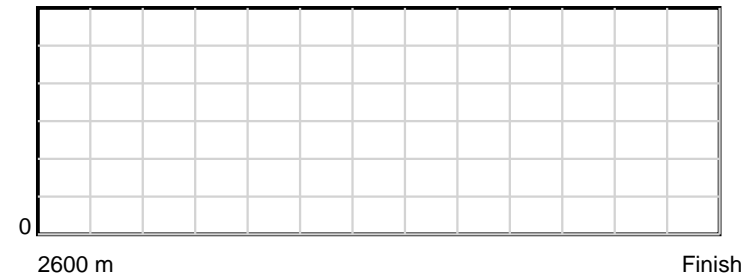
June 28, 2020, Race 9, FAHEY FENCE HIRE MOBILE PACE, Distance 2600m, Addington - Survey 3200m

Result	TAB no.	Horse (Barrier)	2200m to	2000m to	1800m to	1600m to	1400m to	1200m to	1000m to	800m to	600m to	400m to	200m to	Total or	Margin
7th	13	Galleons Conno... (12)	WP	Average											
		Position in running (margin)		15.30											
		Sectional time (s)													
		Cumulative time (s)	3:16.43												
		Speed (m/s)	13.24												
		Stride length (m)	nan												
		Stride duration (s)	nan												
		Stride efficiency (%)	nan												
		Stride count	0.00												


10 m Stride length




0.6 s Stride duration



20 m/sec Speed



100 % Stride efficiency



Note: Horizontal distance axis grid lines are 200m furlongs.

**Disclaimer.**

HRNZ and NZMTC and Thoroughbred Ratings Pty Ltd accepts no responsibility for the completeness or accuracy of any of the information contained herein, and makes no representations about its suitability for any particular purpose. Users should make their own judgements about those matters and/or seek independent advice. You assume all risks associated with use of the data provided on this page.



# Race Results



June 28, 2020, Race 9, FAHEY FENCE HIRE MOBILE PACE, Distance 2600m, Addington - Survey 3200m

Result	TAB no.	Horse (Barrier)	2600 to	2400m to
8th	12	Alexy (11)	2400m	2200m
		Position in running (margin)	-	11(7.6)
		Sectional time (s)	14.23	14.87
		Cumulative time (s)	196.63	182.40
		Speed (m/s)	14.06	13.45
		Stride length (m)	6.54	6.25
		Stride duration (s)	0.454	0.465
		Stride efficiency (%)	66.74	61.07
		Stride count	30.60	31.99

#### Disclaimer.

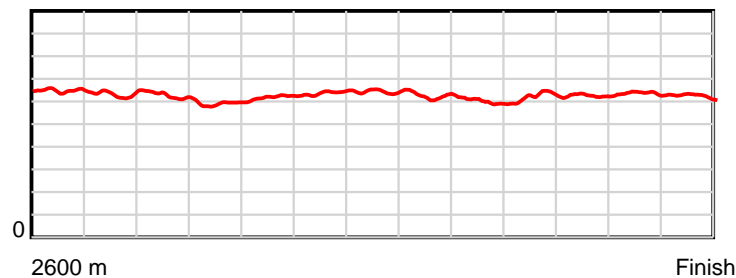
HRNZ and NZMTC and Thoroughbred Ratings Pty Ltd accepts no responsibility for the completeness or accuracy of any of the information contained herein, and makes no representations about its suitability for any particular purpose. Users should make their own judgements about those matters and/or seek independent advice. You assume all risks associated with use of the data provided on this page.

# Race Results

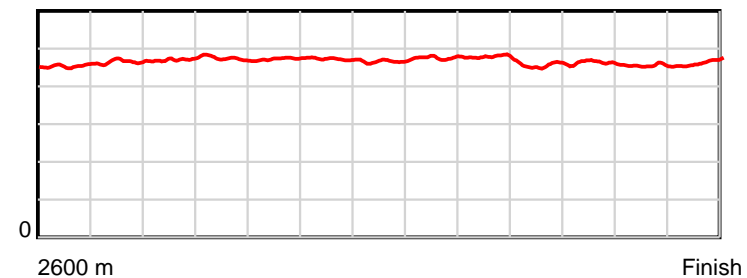
June 28, 2020, Race 9, FAHEY FENCE HIRE MOBILE PACE, Distance 2600m, Addington - Survey 3200m

Result	TAB no.	Horse (Barrier)	2200m to	2000m to	1800m to	1600m to	1400m to	1200m to	1000m to	800m to	600m to	400m to	200m to	Total or	Margin
8th	12	Alexy (11)	2000m	1800m	1600m	1400m	1200m	1000m	800m	600m	400m	200m	WP	Average	
		Position in running (margin)	11(12.6)	11(12.7)	11(13.6)	11(13.4)	11(14.3)	11(12.3)	11(11.9)	11(12.9)	11(10.7)	9(10.2)	6(11.9)		16.40
		Sectional time (s)	15.40	16.03	15.63	15.01	14.46	15.33	16.16	14.72	15.13	14.65	15.01		
		Cumulative time (s)	167.53	152.13	136.10	120.47	105.46	91.00	75.67	59.51	44.79	29.66	15.01	3:16.63	
		Speed (m/s)	12.99	12.48	12.80	13.32	13.83	13.05	12.38	13.59	13.22	13.65	13.32	13.22	
		Stride length (m)	6.11	5.92	6.05	6.29	6.44	6.21	5.91	6.19	6.12	6.21	6.18	6.18	
		Stride duration (s)	0.470	0.475	0.473	0.472	0.466	0.476	0.478	0.456	0.463	0.455	0.463	0.467	
		Stride efficiency (%)	58.27	54.81	57.16	61.90	64.88	60.23	54.66	59.91	58.50	60.25	59.59	59.70	
		Stride count	32.75	33.77	33.07	31.78	31.04	32.22	33.82	32.30	32.69	32.21	32.39	420.63	

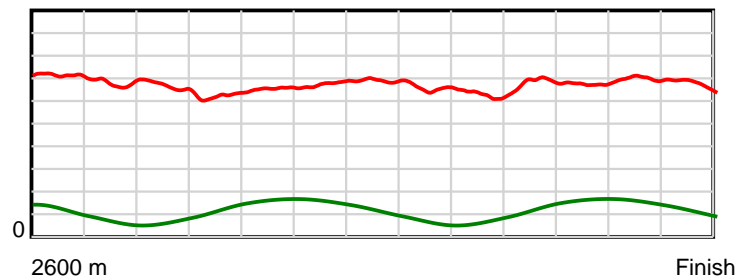
10 m Stride length



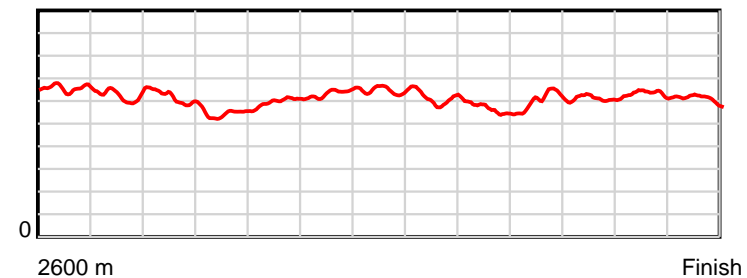
0.6 s Stride duration



20 m/sec Speed



100 % Stride efficiency



Note: Horizontal distance axis grid lines are 200m furlongs.

## Disclaimer.

HRNZ and NZMTC and Thoroughbred Ratings Pty Ltd accepts no responsibility for the completeness or accuracy of any of the information contained herein, and makes no representations about its suitability for any particular purpose. Users should make their own judgements about those matters and/or seek independent advice. You assume all risks associated with use of the data provided on this page.



# Race Results



June 28, 2020, Race 9, FAHEY FENCE HIRE MOBILE PACE, Distance 2600m, Addington - Survey 3200m

Result	TAB no.	Horse (Barrier)	2600 to	2400m to
9th	2	<b>Mack Sheer (2)</b>	<b>2400m</b>	<b>2200m</b>
		Position in running (margin)	-	9(6.3)
		Sectional time (s)	14.03	14.53
		Cumulative time (s)	197.56	183.53
		Speed (m/s)	14.26	13.76
		Stride length (m)	6.17	6.08
		Stride duration (s)	0.434	0.441
		Stride efficiency (%)	59.55	57.71
		Stride count	32.40	32.91

#### Disclaimer.

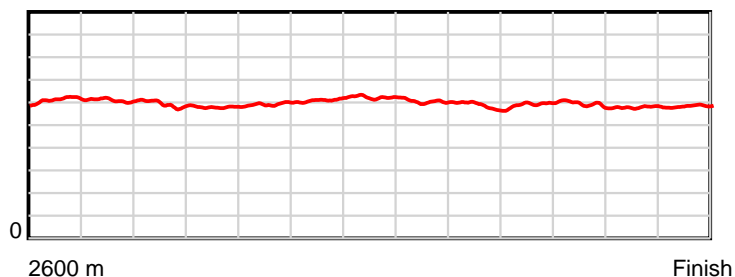
HRNZ and NZMTC and Thoroughbred Ratings Pty Ltd accepts no responsibility for the completeness or accuracy of any of the information contained herein, and makes no representations about its suitability for any particular purpose. Users should make their own judgements about those matters and/or seek independent advice. You assume all risks associated with use of the data provided on this page.

# Race Results

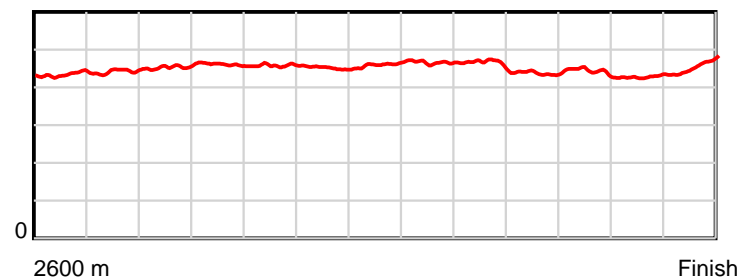
June 28, 2020, Race 9, FAHEY FENCE HIRE MOBILE PACE, Distance 2600m, Addington - Survey 3200m

Result	TAB no.	Horse (Barrier)	2200m to	2000m to	1800m to	1600m to	1400m to	1200m to	1000m to	800m to	600m to	400m to	200m to	Total or	Margin
9th	2	<b>Mack Sheer (2)</b>	<b>2000m</b>	<b>1800m</b>	<b>1600m</b>	<b>1400m</b>	<b>1200m</b>	<b>1000m</b>	<b>800m</b>	<b>600m</b>	<b>400m</b>	<b>200m</b>	<b>WP</b>	<b>Average</b>	
		Position in running (margin)	8(9.3)	9(9.1)	8(9.4)	8(8.7)	7(8.4)	8(8.0)	8(8.4)	8(8.4)	7(6.9)	7(8.5)	9(13.7)		21.60
		Sectional time (s)	15.35	15.93	15.56	14.80	14.73	15.48	15.99	14.83	15.47	15.25	15.61		
		Cumulative time (s)	169.00	153.65	137.72	122.16	107.36	92.63	77.15	61.16	46.33	30.86	15.61	3:17.56	
		Speed (m/s)	13.03	12.55	12.85	13.51	13.58	12.92	12.51	13.49	12.93	13.11	12.81	13.16	
		Stride length (m)	5.90	5.79	5.88	6.11	6.24	6.03	5.82	5.90	5.73	5.62	5.86	5.93	
		Stride duration (s)	0.453	0.461	0.458	0.452	0.460	0.466	0.465	0.437	0.443	0.428	0.457	0.450	
		Stride efficiency (%)	54.43	52.40	54.09	58.27	60.86	56.76	52.91	54.37	51.27	49.28	53.63	54.90	
		Stride count	33.89	34.54	33.99	32.75	32.05	33.18	34.37	33.91	34.92	35.61	34.14	438.66	

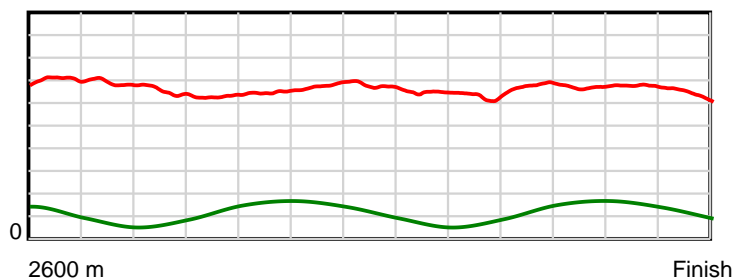
10 m Stride length



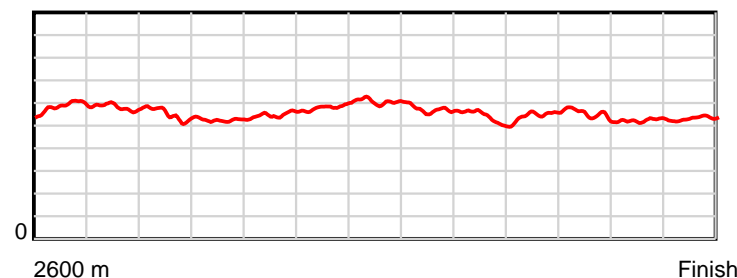
0.6 s Stride duration



20 m/sec Speed



100 % Stride efficiency



Note: Horizontal distance axis grid lines are 200m furlongs.

## Disclaimer.

HRNZ and NZMTC and Thoroughbred Ratings Pty Ltd accepts no responsibility for the completeness or accuracy of any of the information contained herein, and makes no representations about its suitability for any particular purpose. Users should make their own judgements about those matters and/or seek independent advice. You assume all risks associated with use of the data provided on this page.



# Race Results



June 28, 2020, Race 9, FAHEY FENCE HIRE MOBILE PACE, Distance 2600m, Addington - Survey 3200m

Result	TAB no.	Horse (Barrier)	2600 to	2400m to
10th	14	<b>Frank The Tank (13)</b>	<b>2400m</b>	<b>2200m</b>
		Position in running (margin)	-	10(6.9)
		Sectional time (s)	14.16	14.73
		Cumulative time (s)	197.68	183.52
		Speed (m/s)	14.13	13.58
		Stride length (m)	6.66	6.20
		Stride duration (s)	0.446	0.457
		Stride efficiency (%)	69.33	60.15
		Stride count	30.03	32.24

#### Disclaimer.

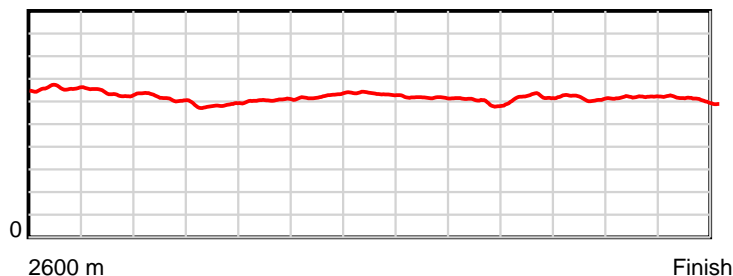
HRNZ and NZMTC and Thoroughbred Ratings Pty Ltd accepts no responsibility for the completeness or accuracy of any of the information contained herein, and makes no representations about its suitability for any particular purpose. Users should make their own judgements about those matters and/or seek independent advice. You assume all risks associated with use of the data provided on this page.

# Race Results

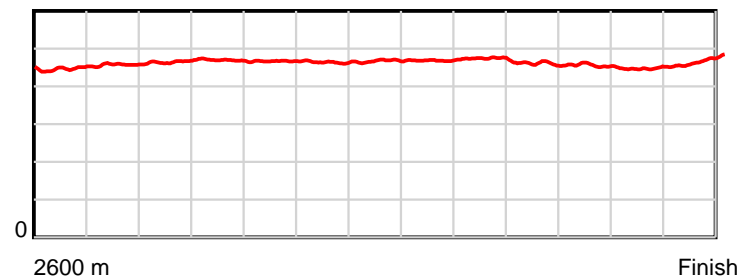
June 28, 2020, Race 9, FAHEY FENCE HIRE MOBILE PACE, Distance 2600m, Addington - Survey 3200m

Result	TAB no.	Horse (Barrier)	2200m to	2000m to	1800m to	1600m to	1400m to	1200m to	1000m to	800m to	600m to	400m to	200m to	Total or	Margin
10th	14	<b>Frank The Tank (13)</b>	<b>2000m</b>	<b>1800m</b>	<b>1600m</b>	<b>1400m</b>	<b>1200m</b>	<b>1000m</b>	<b>800m</b>	<b>600m</b>	<b>400m</b>	<b>200m</b>	<b>WP</b>	<b>Average</b>	
		Position in running (margin)	10(11.1)	10(11.2)	10(11.8)	10(11.6)	10(11.9)	10(11.1)	10(10.8)	10(11.5)	10(9.4)	10(10.6)	10(14.9)		22.20
		Sectional time (s)	15.39	16.00	15.62	14.92	14.66	15.36	16.09	14.73	15.40	15.10	15.52		
		Cumulative time (s)	168.79	153.40	137.40	121.78	106.86	92.20	76.84	60.75	46.02	30.62	15.52	3:17.68	
		Speed (m/s)	13.00	12.50	12.80	13.40	13.64	13.02	12.43	13.58	12.99	13.25	12.89	13.15	
		Stride length (m)	6.04	5.87	5.97	6.22	6.37	6.10	5.88	6.24	5.91	5.94	6.05	6.11	
		Stride duration (s)	0.465	0.470	0.467	0.464	0.467	0.469	0.473	0.460	0.455	0.448	0.469	0.464	
		Stride efficiency (%)	57.00	53.86	55.78	60.51	63.46	58.19	54.10	60.89	54.59	55.10	57.12	58.25	
		Stride count	33.11	34.07	33.47	32.14	31.38	32.77	33.99	32.04	33.84	33.68	33.08	425.84	

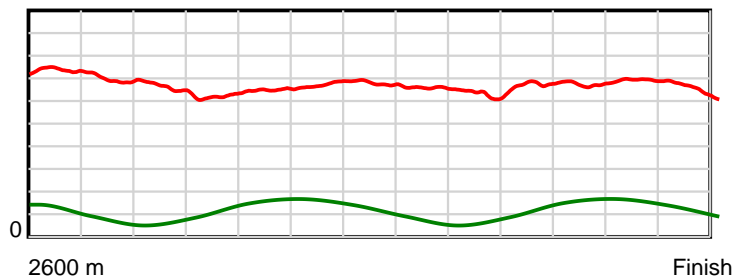
10 m Stride length



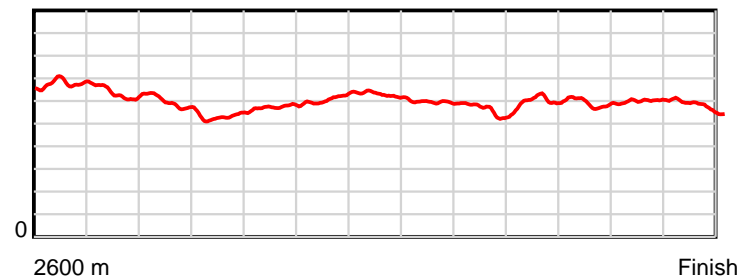
0.6 s Stride duration



20 m/sec Speed



100 % Stride efficiency



Note: Horizontal distance axis grid lines are 200m furlongs.

## Disclaimer.

HRNZ and NZMTC and Thoroughbred Ratings Pty Ltd accepts no responsibility for the completeness or accuracy of any of the information contained herein, and makes no representations about its suitability for any particular purpose. Users should make their own judgements about those matters and/or seek independent advice. You assume all risks associated with use of the data provided on this page.



# Race Results



June 28, 2020, Race 9, FAHEY FENCE HIRE MOBILE PACE, Distance 2600m, Addington - Survey 3200m

Result	TAB no.	Horse (Barrier)	2600 to	2400m to
11th	3	Bird Of Paradi... (3)	2400m	2200m
		Position in running (margin)	-	7(5.1)
		Sectional time (s)	13.86	14.73
		Cumulative time (s)	198.00	184.14
		Speed (m/s)	14.43	13.58
		Stride length (m)	6.49	6.40
		Stride duration (s)	0.449	0.471
		Stride efficiency (%)	65.91	63.98
		Stride count	30.80	31.26

#### Disclaimer.

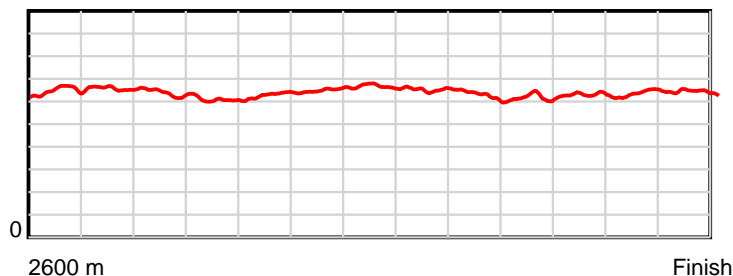
HRNZ and NZMTC and Thoroughbred Ratings Pty Ltd accepts no responsibility for the completeness or accuracy of any of the information contained herein, and makes no representations about its suitability for any particular purpose. Users should make their own judgements about those matters and/or seek independent advice. You assume all risks associated with use of the data provided on this page.

# Race Results

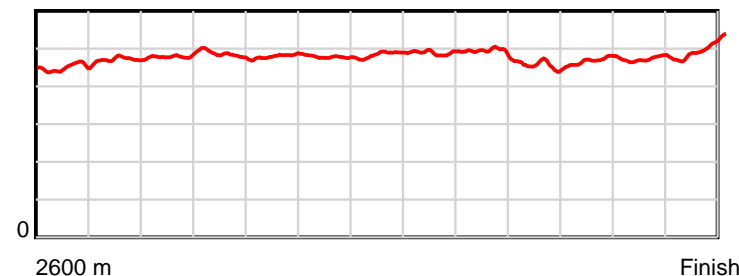
June 28, 2020, Race 9, FAHEY FENCE HIRE MOBILE PACE, Distance 2600m, Addington - Survey 3200m

Result	TAB no.	Horse (Barrier)	2200m to	2000m to	1800m to	1600m to	1400m to	1200m to	1000m to	800m to	600m to	400m to	200m to	Total or	Margin
11th	3	Bird Of Paradi... (3)	2000m	1800m	1600m	1400m	1200m	1000m	800m	600m	400m	200m	WP	Average	
		Position in running (margin)	9(9.3)	8(8.9)	9(9.9)	9(9.8)	9(10.2)	9(9.7)	9(9.0)	9(9.4)	9(7.6)	8(10.2)	11(15.5)		24.10
		Sectional time (s)	15.31	16.04	15.66	14.93	14.72	15.28	16.05	14.78	15.65	15.25	15.74		
		Cumulative time (s)	169.41	154.10	138.06	122.40	107.47	92.75	77.47	61.42	46.64	30.99	15.74	3:18.00	
		Speed (m/s)	13.06	12.47	12.77	13.40	13.59	13.09	12.46	13.53	12.78	13.11	12.71	13.13	
		Stride length (m)	6.26	6.05	6.13	6.40	6.59	6.40	6.12	6.16	6.00	6.19	6.39	6.27	
		Stride duration (s)	0.479	0.486	0.480	0.477	0.485	0.489	0.491	0.455	0.470	0.472	0.503	0.478	
		Stride efficiency (%)	61.24	57.28	58.70	63.96	67.84	64.10	58.47	59.27	56.30	59.95	63.82	61.46	
		Stride count	31.95	33.03	32.63	31.26	30.35	31.23	32.70	32.47	33.32	32.29	31.30	414.59	

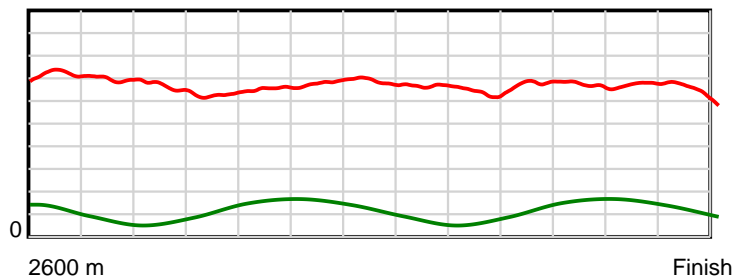
10 m Stride length



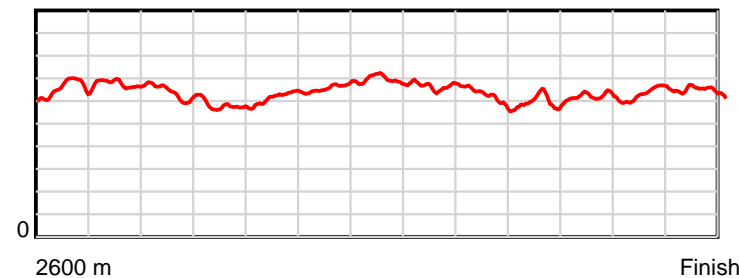
0.6 s Stride duration



20 m/sec Speed



100 % Stride efficiency



Note: Horizontal distance axis grid lines are 200m furlongs.

## Disclaimer.

HRNZ and NZMTC and Thoroughbred Ratings Pty Ltd accepts no responsibility for the completeness or accuracy of any of the information contained herein, and makes no representations about its suitability for any particular purpose. Users should make their own judgements about those matters and/or seek independent advice. You assume all risks associated with use of the data provided on this page.



# Race Results



June 28, 2020, Race 9, FAHEY FENCE HIRE MOBILE PACE, Distance 2600m, Addington - Survey 3200m

Result	TAB no.	Horse (Barrier)	2600 to	2400m to
12th	5	Art Banker (5)	2400m	2200m
		Position in running (margin)	-	2(1.2)
		Sectional time (s)	13.24	14.51
		Cumulative time (s)	198.46	185.22
		Speed (m/s)	15.11	13.78
		Stride length (m)	6.41	6.11
		Stride duration (s)	0.424	0.443
		Stride efficiency (%)	64.22	58.36
		Stride count	31.20	32.73

#### Disclaimer.

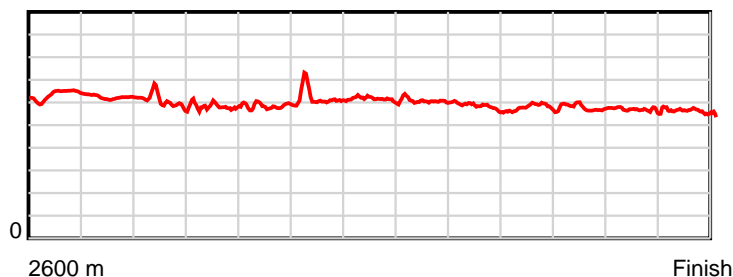
HRNZ and NZMTC and Thoroughbred Ratings Pty Ltd accepts no responsibility for the completeness or accuracy of any of the information contained herein, and makes no representations about its suitability for any particular purpose. Users should make their own judgements about those matters and/or seek independent advice. You assume all risks associated with use of the data provided on this page.

# Race Results

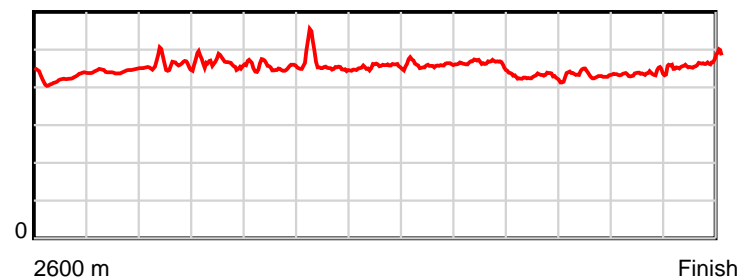
June 28, 2020, Race 9, FAHEY FENCE HIRE MOBILE PACE, Distance 2600m, Addington - Survey 3200m

Result	TAB no.	Horse (Barrier)	2200m to	2000m to	1800m to	1600m to	1400m to	1200m to	1000m to	800m to	600m to	400m to	200m to	Total or	Margin
12th	5	Art Banker (5)	2000m	1800m	1600m	1400m	1200m	1000m	800m	600m	400m	200m	WP	Average	
		Position in running (margin)	4(4.1)	5(5.2)	5(5.5)	5(5.7)	6(6.1)	6(5.7)	5(5.2)	5(5.5)	3(3.6)	4(4.8)	7(12.9)		26.60
		Sectional time (s)	15.57	15.93	15.70	14.92	14.73	15.32	16.04	14.76	15.42	15.72	16.60		
		Cumulative time (s)	170.71	155.14	139.21	123.51	108.59	93.86	78.54	62.50	47.74	32.32	16.60	3:18.46	
		Speed (m/s)	12.85	12.55	12.74	13.40	13.58	13.05	12.47	13.55	12.97	12.72	12.05	13.10	
		Stride length (m)	5.66	5.58	5.71	6.04	5.95	5.97	5.70	5.72	5.58	5.40	5.38	5.77	
		Stride duration (s)	0.441	0.444	0.448	0.450	0.438	0.458	0.457	0.422	0.430	0.424	0.447	0.440	
		Stride efficiency (%)	50.08	48.57	50.87	56.91	55.38	55.77	50.79	51.08	48.62	45.49	45.31	52.04	
		Stride count	35.33	35.87	35.06	33.14	33.60	33.48	35.08	34.98	35.86	37.07	37.14	450.54	

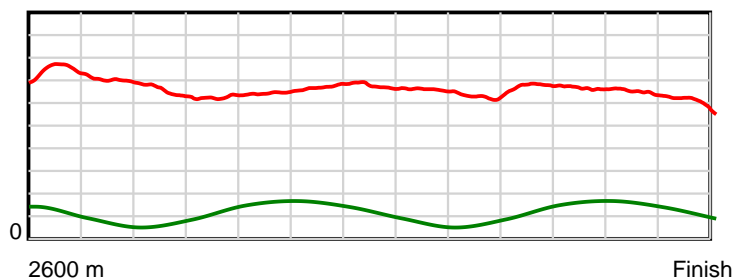
10 m Stride length



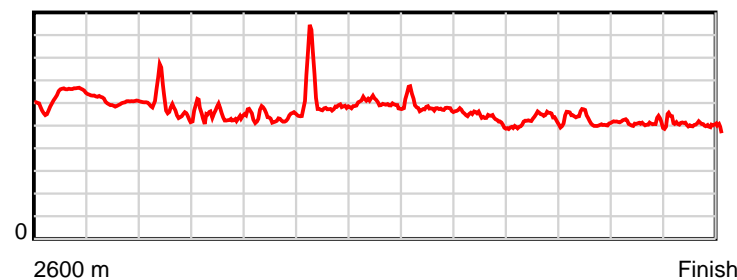
0.6 s Stride duration



20 m/sec Speed



100 % Stride efficiency



Note: Horizontal distance axis grid lines are 200m furlongs.

## Disclaimer.

HRNZ and NZMTC and Thoroughbred Ratings Pty Ltd accepts no responsibility for the completeness or accuracy of any of the information contained herein, and makes no representations about its suitability for any particular purpose. Users should make their own judgements about those matters and/or seek independent advice. You assume all risks associated with use of the data provided on this page.



# Race Results



June 28, 2020, Race 9, FAHEY FENCE HIRE MOBILE PACE, Distance 2600m, Addington - Survey 3200m

Result	TAB no.	Horse (Barrier)	2600 to	2400m to
13th	6	Highland Reign (6)	2400m	2200m
		Position in running (margin)	-	3(1.7)
		Sectional time (s)	13.09	14.27
		Cumulative time (s)	199.95	186.86
		Speed (m/s)	15.28	14.02
		Stride length (m)	6.53	6.12
		Stride duration (s)	0.435	0.436
		Stride efficiency (%)	66.63	58.44
		Stride count	30.63	32.70

#### Disclaimer.

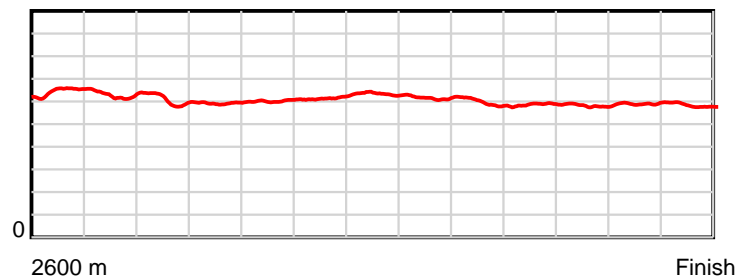
HRNZ and NZMTC and Thoroughbred Ratings Pty Ltd accepts no responsibility for the completeness or accuracy of any of the information contained herein, and makes no representations about its suitability for any particular purpose. Users should make their own judgements about those matters and/or seek independent advice. You assume all risks associated with use of the data provided on this page.

# Race Results

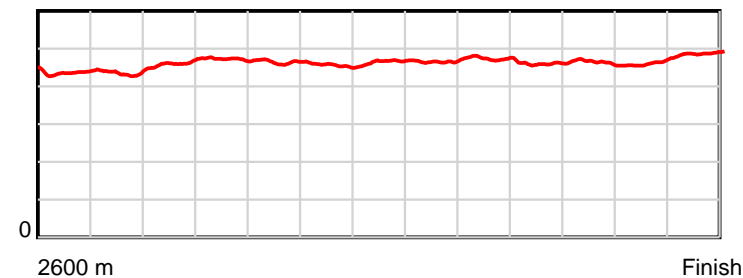
June 28, 2020, Race 9, FAHEY FENCE HIRE MOBILE PACE, Distance 2600m, Addington - Survey 3200m

Result	TAB no.	Horse (Barrier)	2200m to	2000m to	1800m to	1600m to	1400m to	1200m to	1000m to	800m to	600m to	400m to	200m to	Total or	Margin
13th	6	Highland Reign (6)	2000m	1800m	1600m	1400m	1200m	1000m	800m	600m	400m	200m	WP	Average	
		Position in running (margin)	3(3.2)	3(2.9)	3(3.2)	3(3.4)	4(4.4)	4(4.2)	3(3.3)	3(3.6)	8(7.4)	12(13.5)	12(21.4)		34.90
		Sectional time (s)	15.34	15.94	15.70	15.02	14.77	15.24	16.03	15.72	16.24	15.69	16.90		
		Cumulative time (s)	172.59	157.25	141.31	125.61	110.59	95.82	80.58	64.55	48.83	32.59	16.90	3:19.95	
		Speed (m/s)	13.04	12.55	12.74	13.32	13.54	13.12	12.48	12.72	12.32	12.75	11.83	13.00	
		Stride length (m)	6.00	5.93	5.92	6.07	6.30	6.11	5.91	5.85	5.71	5.89	5.77	6.00	
		Stride duration (s)	0.460	0.472	0.465	0.456	0.465	0.466	0.473	0.460	0.464	0.462	0.487	0.461	
		Stride efficiency (%)	56.22	54.88	54.76	57.59	61.99	58.33	54.52	53.49	51.01	54.28	52.00	56.27	
		Stride count	33.34	33.75	33.79	32.94	31.75	32.74	33.86	34.18	35.00	33.93	34.67	433.28	

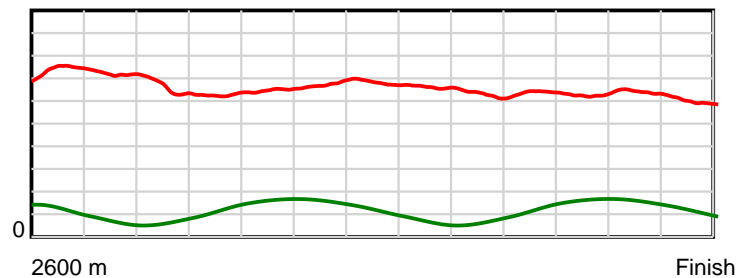
10 m Stride length



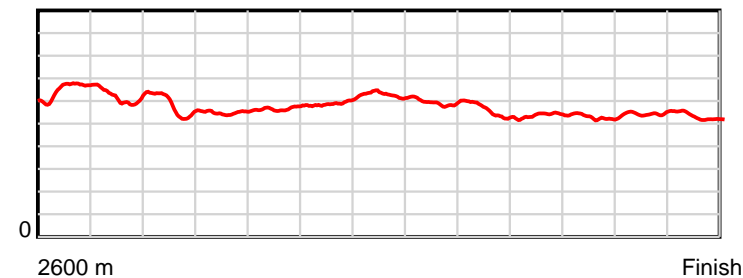
0.6 s Stride duration



20 m/sec Speed



100 % Stride efficiency



Note: Horizontal distance axis grid lines are 200m furlongs.

## Disclaimer.

HRNZ and NZMTC and Thoroughbred Ratings Pty Ltd accepts no responsibility for the completeness or accuracy of any of the information contained herein, and makes no representations about its suitability for any particular purpose. Users should make their own judgements about those matters and/or seek independent advice. You assume all risks associated with use of the data provided on this page.