



Race Results

NZ Metropolitan Trotting Club Inc, HRNZ, June 28, 2020

Compilation date: June 28, 2020, 5:09:57 PM (NZST)

Copyright © 2020 HRNZ and NZMTC. All rights reserved.

Trademarks.

StrideMASTER is a registered trademark of Thoroughbred Ratings Pty Ltd.

Disclaimer.

HRNZ and NZMTC and Thoroughbred Ratings Pty Ltd accepts no responsibility for the completeness or accuracy of any of the information contained herein, and makes no representations about its suitability for any particular purpose. Users should make their own judgements about those matters and/or seek independent advice. You assume all risks associated with use of the data provided on this page.



Race Results



June 28, 2020, Race 1, MIKE STRATFORD MEMORIAL AMATEUR DRIVERS MOBILE PACE, Distance 2600m, Addington - Survey 3200m

Result	TAB no.	Horse (Barrier)	2600 to	2400m to
1st	12	Glacier Coaste... (11)	2400m	2200m
		Position in running (margin)	-	10(6.6)
		Sectional time (s)	14.42	15.05
		Cumulative time (s)	197.57	183.15
		Speed (m/s)	13.87	13.29
		Stride length (m)	6.41	6.20
		Stride duration (s)	0.451	0.467
		Stride efficiency (%)	64.22	60.15
		Stride count	31.20	32.24

Disclaimer.

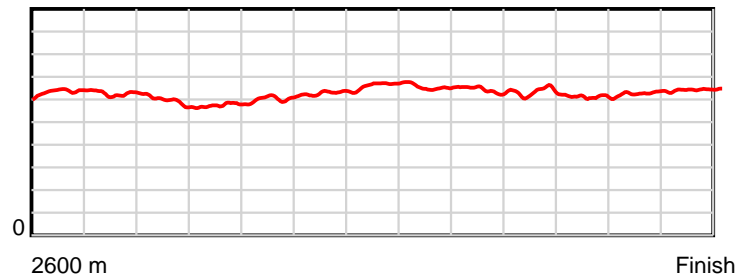
HRNZ and NZMTC and Thoroughbred Ratings Pty Ltd accepts no responsibility for the completeness or accuracy of any of the information contained herein, and makes no representations about its suitability for any particular purpose. Users should make their own judgements about those matters and/or seek independent advice. You assume all risks associated with use of the data provided on this page.

Race Results

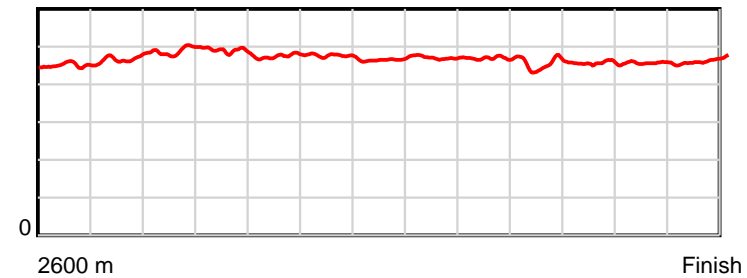
June 28, 2020, Race 1, MIKE STRATFORD MEMORIAL AMATEUR DRIVERS MOBILE PACE, Distance 2600m, Addington - Survey 3200m

Result	TAB no.	Horse (Barrier)	2200m to	2000m to	1800m to	1600m to	1400m to	1200m to	1000m to	800m to	600m to	400m to	200m to	Total or	Margin
1st	12	Glacier Coaste... (11)	2000m	1800m	1600m	1400m	1200m	1000m	800m	600m	400m	200m	WP	Average	
		Position in running (margin)	8(8.8)	8(10.0)	9(12.7)	10(10.9)	9(9.2)	10(11.6)	10(13.9)	10(11.7)	7(4.1)	7(4.3)	5(3.5)		0.00
		Sectional time (s)	16.70	17.08	16.04	15.45	13.98	14.55	14.80	14.36	15.61	15.05	14.48		
		Cumulative time (s)	168.10	151.40	134.32	118.28	102.83	88.85	74.30	59.50	45.14	29.53	14.48	3:17.57	
		Speed (m/s)	11.98	11.71	12.47	12.94	14.31	13.75	13.51	13.93	12.81	13.29	13.81	13.16	
		Stride length (m)	5.85	5.74	5.92	6.16	6.66	6.47	6.35	6.32	5.84	6.07	6.41	6.17	
		Stride duration (s)	0.489	0.490	0.474	0.476	0.466	0.470	0.470	0.454	0.456	0.456	0.464	0.469	
		Stride efficiency (%)	53.52	51.51	54.71	59.29	69.29	65.33	62.95	62.44	53.34	57.50	64.20	59.53	
		Stride count	34.18	34.83	33.80	32.47	30.03	30.93	31.51	31.64	34.23	32.97	31.20	421.23	

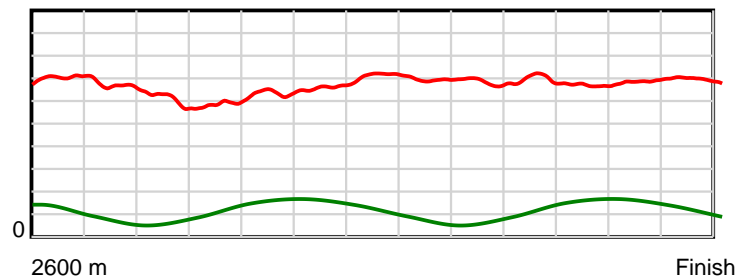
10 m Stride length



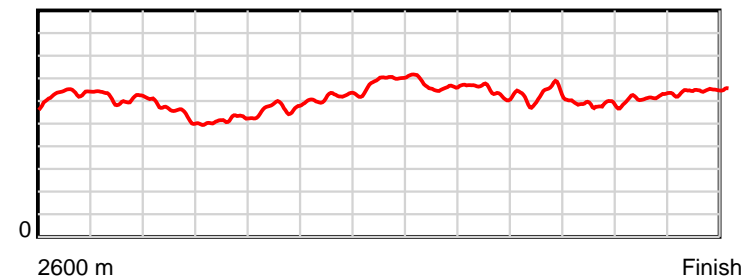
0.6 s Stride duration



20 m/sec Speed



100 % Stride efficiency



Note: Horizontal distance axis grid lines are 200m furlongs.

Disclaimer.

HRNZ and NZMTC and Thoroughbred Ratings Pty Ltd accepts no responsibility for the completeness or accuracy of any of the information contained herein, and makes no representations about its suitability for any particular purpose. Users should make their own judgements about those matters and/or seek independent advice. You assume all risks associated with use of the data provided on this page.



Race Results



June 28, 2020, Race 1, MIKE STRATFORD MEMORIAL AMATEUR DRIVERS MOBILE PACE, Distance 2600m, Addington - Survey 3200m

Result	TAB no.	Horse (Barrier)	2600 to	2400m to
2nd	1	Changearound (1)	2400m	2200m
		Position in running (margin)	-	2(1.0)
		Sectional time (s)	13.56	15.06
		Cumulative time (s)	197.68	184.12
		Speed (m/s)	14.75	13.28
		Stride length (m)	6.28	6.05
		Stride duration (s)	0.423	0.455
		Stride efficiency (%)	61.56	57.14
		Stride count	31.86	33.07

Disclaimer.

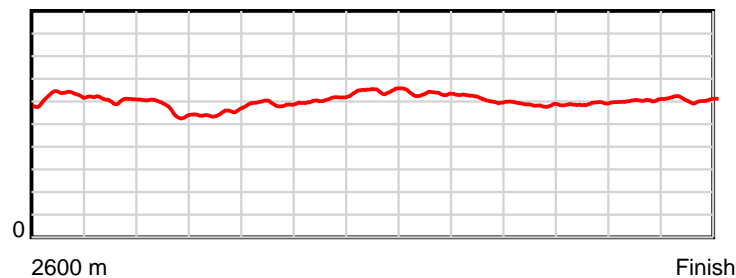
HRNZ and NZMTC and Thoroughbred Ratings Pty Ltd accepts no responsibility for the completeness or accuracy of any of the information contained herein, and makes no representations about its suitability for any particular purpose. Users should make their own judgements about those matters and/or seek independent advice. You assume all risks associated with use of the data provided on this page.

Race Results

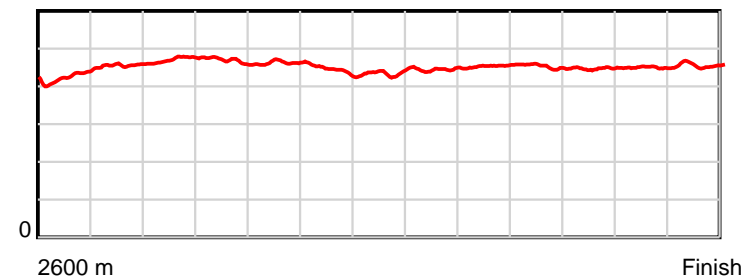
June 28, 2020, Race 1, MIKE STRATFORD MEMORIAL AMATEUR DRIVERS MOBILE PACE, Distance 2600m, Addington - Survey 3200m

Result	TAB no.	Horse (Barrier)	2200m to	2000m to	1800m to	1600m to	1400m to	1200m to	1000m to	800m to	600m to	400m to	200m to	Total or	Margin
2nd	1	Changearound (1)	2000m	1800m	1600m	1400m	1200m	1000m	800m	600m	400m	200m	WP	Average	
		Position in running (margin)	3(3.3)	3(4.2)	4(7.3)	4(5.1)	2(0.2)	1(0.0)	2(0.5)	2(0.4)	1(0.0)	1(0.0)	1(0.0)		0.60
		Sectional time (s)	16.65	17.14	15.99	14.91	13.54	14.26	15.15	15.56	15.58	15.18	15.10		
		Cumulative time (s)	169.06	152.41	135.27	119.28	104.37	90.83	76.57	61.42	45.86	30.28	15.10	3:17.68	
		Speed (m/s)	12.01	11.67	12.51	13.41	14.77	14.03	13.20	12.85	12.84	13.18	13.25	13.15	
		Stride length (m)	5.65	5.48	5.78	5.96	6.43	6.24	5.99	5.82	5.74	5.92	6.04	5.94	
		Stride duration (s)	0.471	0.470	0.462	0.445	0.435	0.445	0.453	0.452	0.447	0.450	0.456	0.452	
		Stride efficiency (%)	49.92	46.93	52.27	55.57	64.60	60.80	55.99	52.88	51.49	54.84	57.08	55.17	
		Stride count	35.39	36.50	34.58	33.54	31.11	32.06	33.41	34.38	34.84	33.76	33.09	437.59	

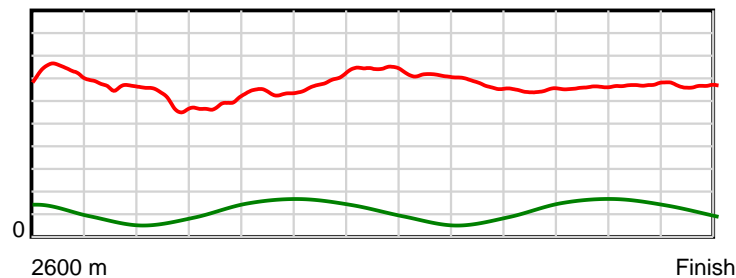
10 m Stride length



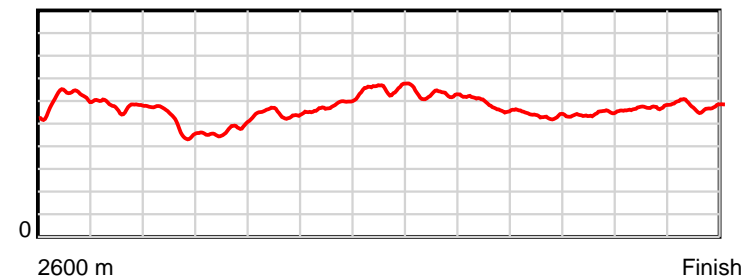
0.6 s Stride duration



20 m/sec Speed



100 % Stride efficiency



Note: Horizontal distance axis grid lines are 200m furlongs.

Disclaimer.

HRNZ and NZMTC and Thoroughbred Ratings Pty Ltd accepts no responsibility for the completeness or accuracy of any of the information contained herein, and makes no representations about its suitability for any particular purpose. Users should make their own judgements about those matters and/or seek independent advice. You assume all risks associated with use of the data provided on this page.



Race Results



June 28, 2020, Race 1, MIKE STRATFORD MEMORIAL AMATEUR DRIVERS MOBILE PACE, Distance 2600m, Addington - Survey 3200m

Result	TAB no.	Horse (Barrier)	2600 to	2400m to
3rd	5	Flame Lady (5)	2400m	2200m
		Position in running (margin)	-	3(1.4)
		Sectional time (s)	13.68	14.44
		Cumulative time (s)	197.98	184.30
		Speed (m/s)	14.62	13.85
		Stride length (m)	6.22	5.99
		Stride duration (s)	0.421	0.432
		Stride efficiency (%)	60.47	56.04
		Stride count	32.15	33.40

Disclaimer.

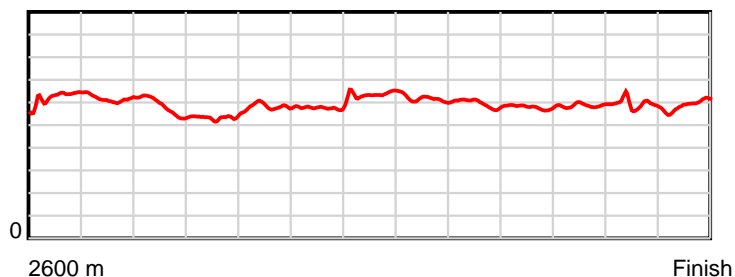
HRNZ and NZMTC and Thoroughbred Ratings Pty Ltd accepts no responsibility for the completeness or accuracy of any of the information contained herein, and makes no representations about its suitability for any particular purpose. Users should make their own judgements about those matters and/or seek independent advice. You assume all risks associated with use of the data provided on this page.

Race Results

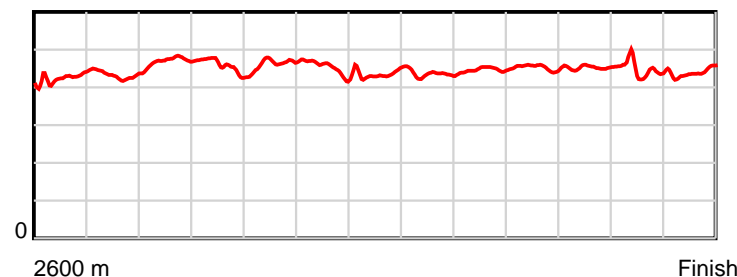
June 28, 2020, Race 1, MIKE STRATFORD MEMORIAL AMATEUR DRIVERS MOBILE PACE, Distance 2600m, Addington - Survey 3200m

Result	TAB no.	Horse (Barrier)	2200m to	2000m to	1800m to	1600m to	1400m to	1200m to	1000m to	800m to	600m to	400m to	200m to	Total or	Margin
3rd	5	Flame Lady (5)	2000m	1800m	1600m	1400m	1200m	1000m	800m	600m	400m	200m	WP	Average	
		Position in running (margin)	1(0.0)	1(0.0)	2(3.0)	2(1.9)	3(1.9)	3(2.6)	3(2.2)	3(1.8)	4(2.0)	4(2.2)	4(2.6)		2.20
		Sectional time (s)	16.50	17.14	16.17	15.73	13.70	14.10	15.09	15.66	15.62	15.24	14.91		
		Cumulative time (s)	169.86	153.36	136.22	120.05	104.32	90.62	76.52	61.43	45.77	30.15	14.91	3:17.98	
		Speed (m/s)	12.12	11.67	12.37	12.71	14.60	14.18	13.25	12.77	12.80	13.12	13.41	13.13	
		Stride length (m)	5.70	5.34	5.72	5.73	6.37	6.17	5.92	5.79	5.79	5.86	5.90	5.87	
		Stride duration (s)	0.471	0.458	0.462	0.450	0.436	0.435	0.447	0.453	0.452	0.447	0.440	0.447	
		Stride efficiency (%)	50.84	44.63	51.14	51.24	63.44	59.40	54.76	52.30	52.43	53.75	54.38	53.92	
		Stride count	35.06	37.42	34.96	34.93	31.39	32.44	33.78	34.57	34.53	34.10	33.90	442.63	

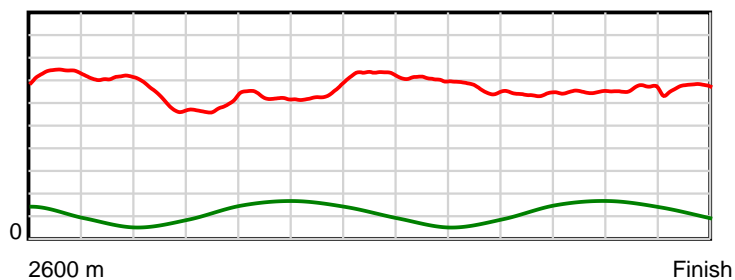
10 m Stride length



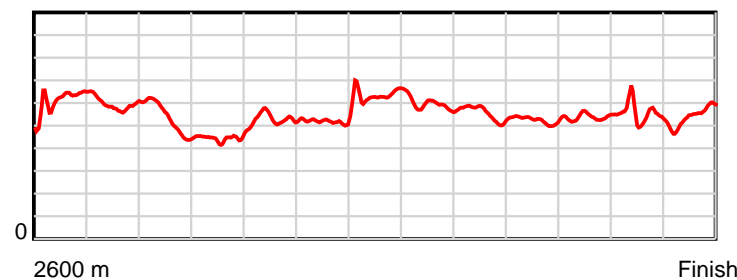
0.6 s Stride duration



20 m/sec Speed



100 % Stride efficiency



Note: Horizontal distance axis grid lines are 200m furlongs.

Disclaimer.

HRNZ and NZMTC and Thoroughbred Ratings Pty Ltd accepts no responsibility for the completeness or accuracy of any of the information contained herein, and makes no representations about its suitability for any particular purpose. Users should make their own judgements about those matters and/or seek independent advice. You assume all risks associated with use of the data provided on this page.



Race Results



June 28, 2020, Race 1, MIKE STRATFORD MEMORIAL AMATEUR DRIVERS MOBILE PACE, Distance 2600m, Addington - Survey 3200m

Result	TAB no.	Horse (Barrier)	2600 to	2400m to
4th	4	Cheddar Made B... (4)	2400m	2200m
		Position in running (margin)	-	1(0.0)
		Sectional time (s)	13.27	14.91
		Cumulative time (s)	198.18	184.91
		Speed (m/s)	15.07	13.41
		Stride length (m)	6.76	6.52
		Stride duration (s)	0.450	0.486
		Stride efficiency (%)	71.41	66.35
		Stride count	29.59	30.69

Disclaimer.

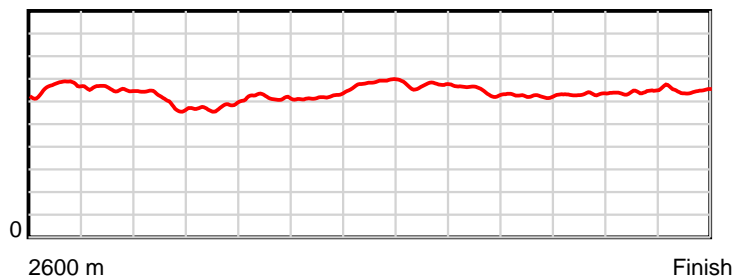
HRNZ and NZMTC and Thoroughbred Ratings Pty Ltd accepts no responsibility for the completeness or accuracy of any of the information contained herein, and makes no representations about its suitability for any particular purpose. Users should make their own judgements about those matters and/or seek independent advice. You assume all risks associated with use of the data provided on this page.

Race Results

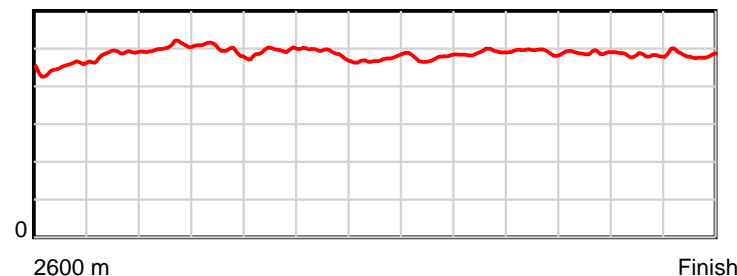
June 28, 2020, Race 1, MIKE STRATFORD MEMORIAL AMATEUR DRIVERS MOBILE PACE, Distance 2600m, Addington - Survey 3200m

Result	TAB no.	Horse (Barrier)	2200m to	2000m to	1800m to	1600m to	1400m to	1200m to	1000m to	800m to	600m to	400m to	200m to	Total or	Margin
4th	4	Cheddar Made B... (4)	2000m	1800m	1600m	1400m	1200m	1000m	800m	600m	400m	200m	WP	Average	
		Position in running (margin)	2(1.4)	2(2.2)	3(5.2)	3(3.3)	5(3.4)	4(4.2)	5(4.2)	5(3.8)	6(4.0)	6(3.9)	7(4.2)		3.40
		Sectional time (s)	16.63	17.14	16.03	15.75	13.71	14.18	15.10	15.66	15.55	15.23	15.02		
		Cumulative time (s)	170.00	153.37	136.23	120.20	104.45	90.74	76.56	61.46	45.80	30.25	15.02	3:18.18	
		Speed (m/s)	12.03	11.67	12.48	12.70	14.59	14.10	13.25	12.77	12.86	13.13	13.32	13.12	
		Stride length (m)	6.07	5.83	6.15	6.22	6.89	6.72	6.49	6.29	6.30	6.33	6.45	6.37	
		Stride duration (s)	0.504	0.500	0.493	0.490	0.472	0.476	0.490	0.493	0.490	0.482	0.484	0.486	
		Stride efficiency (%)	57.50	53.19	59.09	60.42	74.10	70.53	65.80	61.83	62.05	62.68	64.96	63.46	
		Stride count	32.97	34.28	32.53	32.17	29.04	29.77	30.82	31.80	31.74	31.58	31.02	408.00	

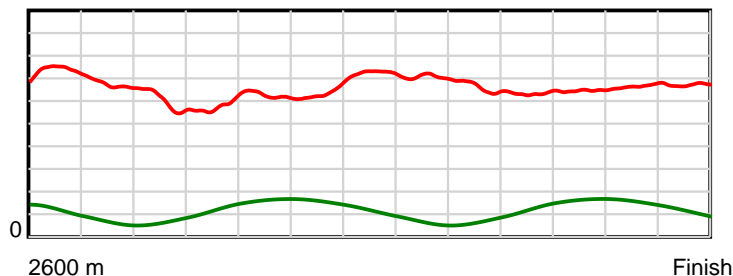
10 m Stride length



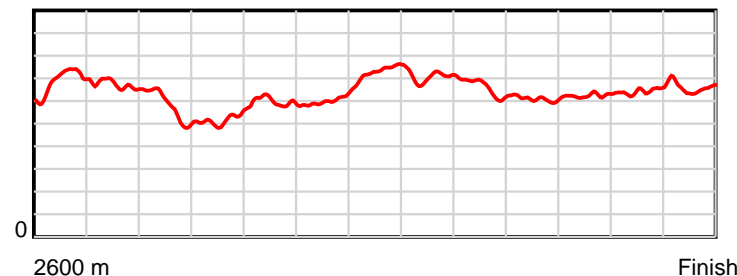
0.6 s Stride duration



20 m/sec Speed



100 % Stride efficiency



Note: Horizontal distance axis grid lines are 200m furlongs.

Disclaimer.

HRNZ and NZMTC and Thoroughbred Ratings Pty Ltd accepts no responsibility for the completeness or accuracy of any of the information contained herein, and makes no representations about its suitability for any particular purpose. Users should make their own judgements about those matters and/or seek independent advice. You assume all risks associated with use of the data provided on this page.



Race Results



June 28, 2020, Race 1, MIKE STRATFORD MEMORIAL AMATEUR DRIVERS MOBILE PACE, Distance 2600m, Addington - Survey 3200m

Result	TAB no.	Horse (Barrier)	2600 to	2400m to
5th	3	Pete's Dash (3)	2400m	2200m
		Position in running (margin)	-	4(2.4)
		Sectional time (s)	13.78	15.09
		Cumulative time (s)	198.22	184.44
		Speed (m/s)	14.52	13.25
		Stride length (m)	6.83	6.49
		Stride duration (s)	0.468	0.489
		Stride efficiency (%)	72.91	65.74
		Stride count	29.28	30.84

Disclaimer.

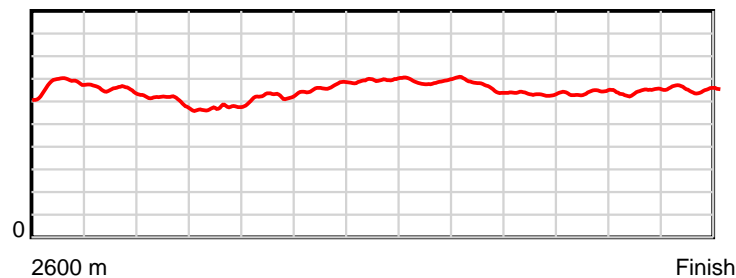
HRNZ and NZMTC and Thoroughbred Ratings Pty Ltd accepts no responsibility for the completeness or accuracy of any of the information contained herein, and makes no representations about its suitability for any particular purpose. Users should make their own judgements about those matters and/or seek independent advice. You assume all risks associated with use of the data provided on this page.

Race Results

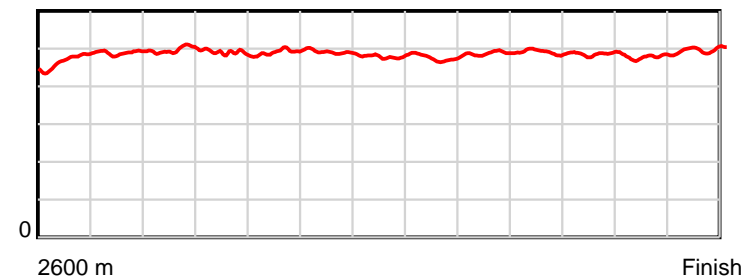
June 28, 2020, Race 1, MIKE STRATFORD MEMORIAL AMATEUR DRIVERS MOBILE PACE, Distance 2600m, Addington - Survey 3200m

Result	TAB no.	Horse (Barrier)	2200m to	2000m to	1800m to	1600m to	1400m to	1200m to	1000m to	800m to	600m to	400m to	200m to	Total or	Margin
5th	3	Pete's Dash (3)	2000m	1800m	1600m	1400m	1200m	1000m	800m	600m	400m	200m	WP	Average	
		Position in running (margin)	4(4.9)	4(5.9)	5(8.4)	6(7.1)	4(2.8)	5(4.2)	4(3.3)	4(2.6)	3(1.8)	3(2.1)	2(2.3)		3.60
		Sectional time (s)	16.67	17.06	16.12	15.02	13.80	14.02	15.04	15.50	15.62	15.22	15.28		
		Cumulative time (s)	169.35	152.68	135.62	119.50	104.48	90.68	76.66	61.62	46.12	30.50	15.28	3:18.22	
		Speed (m/s)	12.00	11.72	12.41	13.32	14.49	14.27	13.30	12.90	12.80	13.14	13.09	13.12	
		Stride length (m)	5.96	5.75	6.10	6.52	6.95	6.78	6.49	6.33	6.22	6.28	6.52	6.38	
		Stride duration (s)	0.497	0.490	0.491	0.490	0.479	0.475	0.488	0.491	0.486	0.478	0.499	0.487	
		Stride efficiency (%)	55.51	51.59	58.05	66.49	75.40	71.85	65.84	62.64	60.54	61.69	66.51	63.69	
		Stride count	33.56	34.81	32.81	30.66	28.79	29.50	30.81	31.59	32.13	31.83	30.66	407.27	

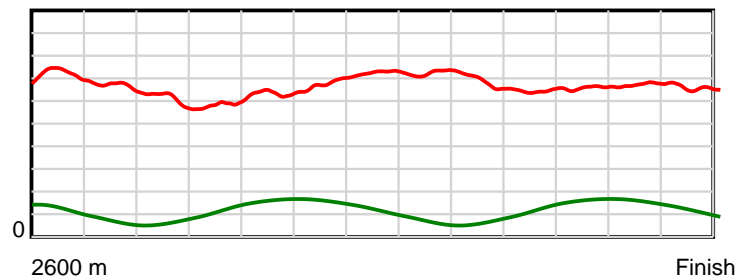
10 m Stride length



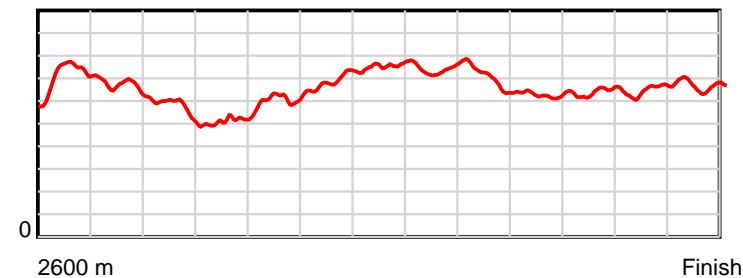
0.6 s Stride duration



20 m/sec Speed



100 % Stride efficiency



Note: Horizontal distance axis grid lines are 200m furlongs.

Disclaimer.

HRNZ and NZMTC and Thoroughbred Ratings Pty Ltd accepts no responsibility for the completeness or accuracy of any of the information contained herein, and makes no representations about its suitability for any particular purpose. Users should make their own judgements about those matters and/or seek independent advice. You assume all risks associated with use of the data provided on this page.



Race Results



June 28, 2020, Race 1, MIKE STRATFORD MEMORIAL AMATEUR DRIVERS MOBILE PACE, Distance 2600m, Addington - Survey 3200m

Result	TAB no.	Horse (Barrier)	2600 to	2400m to
6th	8	Alexy (7)	2400m	2200m
		Position in running (margin)	-	11(8.2)
		Sectional time (s)	14.77	14.89
		Cumulative time (s)	198.33	183.56
		Speed (m/s)	13.54	13.43
		Stride length (m)	6.30	6.26
		Stride duration (s)	0.461	0.466
		Stride efficiency (%)	62.02	61.22
		Stride count	31.75	31.95

Disclaimer.

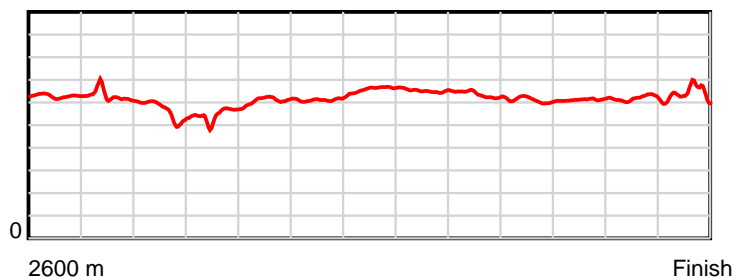
HRNZ and NZMTC and Thoroughbred Ratings Pty Ltd accepts no responsibility for the completeness or accuracy of any of the information contained herein, and makes no representations about its suitability for any particular purpose. Users should make their own judgements about those matters and/or seek independent advice. You assume all risks associated with use of the data provided on this page.

Race Results

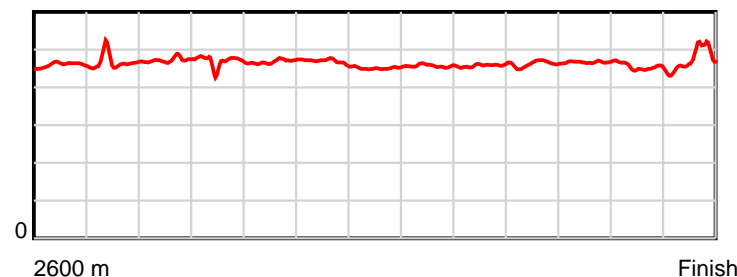
June 28, 2020, Race 1, MIKE STRATFORD MEMORIAL AMATEUR DRIVERS MOBILE PACE, Distance 2600m, Addington - Survey 3200m

Result	TAB no.	Horse (Barrier)	2200m to	2000m to	1800m to	1600m to	1400m to	1200m to	1000m to	800m to	600m to	400m to	200m to	Total or	Margin
6th	8	Alexy (7)	2000m	1800m	1600m	1400m	1200m	1000m	800m	600m	400m	200m	WP	Average	
		Position in running (margin)	9(9.5)	9(10.6)	10(14.0)	9(10.8)	10(9.9)	9(11.0)	8(11.0)	8(8.0)	10(6.0)	9(6.0)	6(3.6)		4.20
		Sectional time (s)	16.69	17.20	15.81	15.59	13.77	14.17	14.66	15.28	15.60	14.77	15.13		
		Cumulative time (s)	168.67	151.98	134.78	118.97	103.38	89.61	75.44	60.78	45.50	29.90	15.13	3:18.33	
		Speed (m/s)	11.98	11.63	12.65	12.83	14.52	14.11	13.64	13.09	12.82	13.54	13.22	13.11	
		Stride length (m)	5.66	5.45	5.92	6.01	6.55	6.45	6.25	6.05	5.99	6.11	6.23	6.08	
		Stride duration (s)	0.472	0.469	0.468	0.469	0.451	0.457	0.458	0.462	0.467	0.451	0.471	0.464	
		Stride efficiency (%)	50.07	46.41	54.78	56.47	67.07	65.02	61.00	57.14	56.15	58.41	60.63	57.78	
		Stride count	35.33	36.70	33.78	33.27	30.53	31.00	32.01	33.07	33.36	32.71	32.11	427.57	

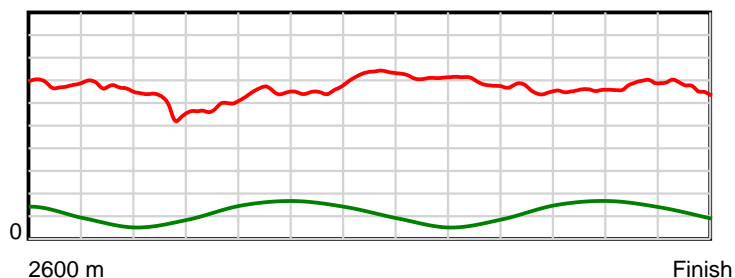
10 m Stride length



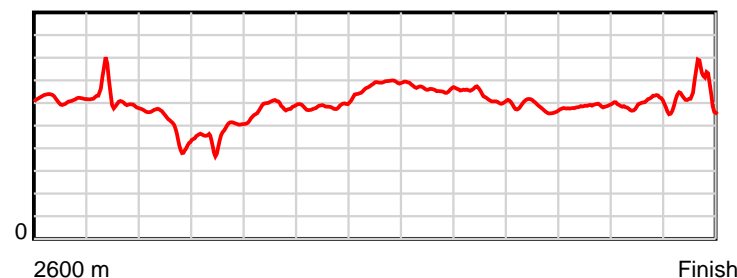
0.6 s Stride duration



20 m/sec Speed



100 % Stride efficiency



Note: Horizontal distance axis grid lines are 200m furlongs.

Disclaimer.

HRNZ and NZMTC and Thoroughbred Ratings Pty Ltd accepts no responsibility for the completeness or accuracy of any of the information contained herein, and makes no representations about its suitability for any particular purpose. Users should make their own judgements about those matters and/or seek independent advice. You assume all risks associated with use of the data provided on this page.



Race Results



June 28, 2020, Race 1, MIKE STRATFORD MEMORIAL AMATEUR DRIVERS MOBILE PACE, Distance 2600m, Addington - Survey 3200m

Result	TAB no.	Horse (Barrier)	2600 to	2400m to
7th	10	Royal Jester (9)	2400m	2200m
		Position in running (margin)	-	5(3.3)
		Sectional time (s)	13.95	15.05
		Cumulative time (s)	198.38	184.43
		Speed (m/s)	14.34	13.29
		Stride length (m)	6.14	5.85
		Stride duration (s)	0.416	0.440
		Stride efficiency (%)	58.91	53.53
		Stride count	32.57	34.17

Disclaimer.

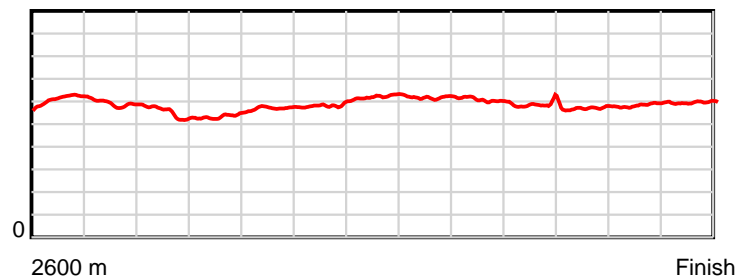
HRNZ and NZMTC and Thoroughbred Ratings Pty Ltd accepts no responsibility for the completeness or accuracy of any of the information contained herein, and makes no representations about its suitability for any particular purpose. Users should make their own judgements about those matters and/or seek independent advice. You assume all risks associated with use of the data provided on this page.

Race Results

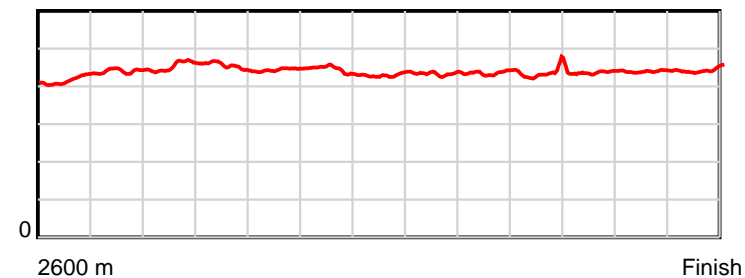
June 28, 2020, Race 1, MIKE STRATFORD MEMORIAL AMATEUR DRIVERS MOBILE PACE, Distance 2600m, Addington - Survey 3200m

Result	TAB no.	Horse (Barrier)	2200m to	2000m to	1800m to	1600m to	1400m to	1200m to	1000m to	800m to	600m to	400m to	200m to	Total or	Margin
7th	10	Royal Jester (9)	2000m	1800m	1600m	1400m	1200m	1000m	800m	600m	400m	200m	WP	Average	
		Position in running (margin)	5(5.6)	5(6.5)	6(9.8)	5(6.7)	6(5.5)	6(8.1)	6(9.3)	7(6.5)	5(2.2)	5(3.5)	8(5.1)		4.50
		Sectional time (s)	16.66	17.20	15.82	15.53	14.01	14.38	14.69	14.92	15.78	15.45	14.94		
		Cumulative time (s)	169.38	152.72	135.52	119.70	104.17	90.16	75.78	61.09	46.17	30.39	14.94	3:18.38	
		Speed (m/s)	12.00	11.63	12.64	12.88	14.28	13.91	13.61	13.40	12.67	12.94	13.39	13.11	
		Stride length (m)	5.44	5.29	5.61	5.73	6.13	6.03	5.93	5.82	5.53	5.69	5.94	5.77	
		Stride duration (s)	0.454	0.455	0.443	0.445	0.430	0.434	0.436	0.434	0.436	0.440	0.444	0.440	
		Stride efficiency (%)	46.33	43.80	49.11	51.40	58.81	56.81	54.99	52.98	47.72	50.60	55.15	52.02	
		Stride count	36.73	37.78	35.68	34.87	32.60	33.17	33.71	34.35	36.19	35.15	33.67	450.64	

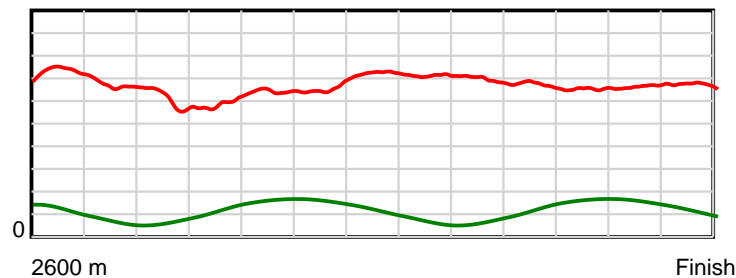
10 m Stride length



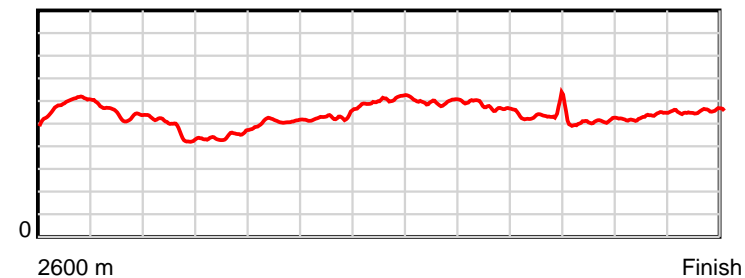
0.6 s Stride duration



20 m/sec Speed



100 % Stride efficiency



Note: Horizontal distance axis grid lines are 200m furlongs.

Disclaimer.

HRNZ and NZMTC and Thoroughbred Ratings Pty Ltd accepts no responsibility for the completeness or accuracy of any of the information contained herein, and makes no representations about its suitability for any particular purpose. Users should make their own judgements about those matters and/or seek independent advice. You assume all risks associated with use of the data provided on this page.



Race Results



June 28, 2020, Race 1, MIKE STRATFORD MEMORIAL AMATEUR DRIVERS MOBILE PACE, Distance 2600m, Addington - Survey 3200m

Result	TAB no.	Horse (Barrier)	2600 to	2400m to
8th	9	Four Starzzz S... (8)	2400m	2200m
		Position in running (margin)	-	12(10.7)
		Sectional time (s)	14.96	15.14
		Cumulative time (s)	198.89	183.93
		Speed (m/s)	13.37	13.21
		Stride length (m)	6.12	5.98
		Stride duration (s)	0.458	0.452
		Stride efficiency (%)	58.49	55.84
		Stride count	32.69	33.46

Disclaimer.

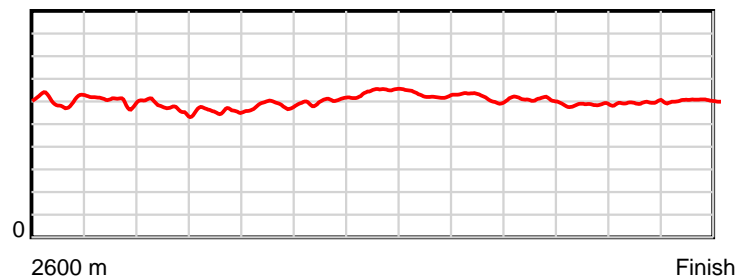
HRNZ and NZMTC and Thoroughbred Ratings Pty Ltd accepts no responsibility for the completeness or accuracy of any of the information contained herein, and makes no representations about its suitability for any particular purpose. Users should make their own judgements about those matters and/or seek independent advice. You assume all risks associated with use of the data provided on this page.

Race Results

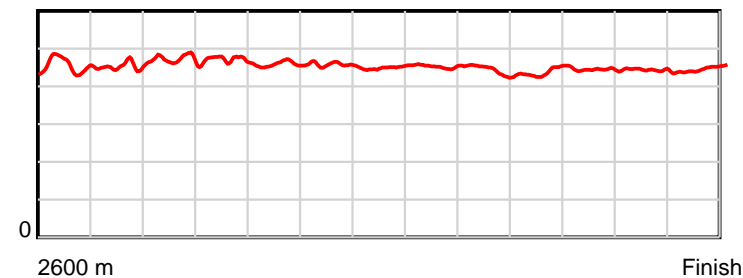
June 28, 2020, Race 1, MIKE STRATFORD MEMORIAL AMATEUR DRIVERS MOBILE PACE, Distance 2600m, Addington - Survey 3200m

Result	TAB no.	Horse (Barrier)	2200m to	2000m to	1800m to	1600m to	1400m to	1200m to	1000m to	800m to	600m to	400m to	200m to	Total or	Margin
8th	9	Four Starzzz S... (8)	2000m	1800m	1600m	1400m	1200m	1000m	800m	600m	400m	200m	WP	Average	
		Position in running (margin)	11(13.5)	11(13.8)	11(14.7)	11(12.7)	11(11.1)	11(13.6)	12(16.1)	12(12.5)	9(5.6)	10(7.2)	11(8.8)		7.30
		Sectional time (s)	16.56	16.78	16.01	15.47	13.98	14.60	14.56	14.48	15.85	15.45	15.05		
		Cumulative time (s)	168.79	152.23	135.45	119.44	103.97	89.99	75.39	60.83	46.35	30.50	15.05	3:18.89	
		Speed (m/s)	12.08	11.92	12.49	12.93	14.31	13.70	13.74	13.81	12.62	12.94	13.29	13.07	
		Stride length (m)	5.70	5.63	5.73	5.92	6.42	6.20	6.07	6.07	5.60	5.73	5.96	5.92	
		Stride duration (s)	0.472	0.472	0.458	0.458	0.449	0.453	0.442	0.439	0.444	0.443	0.448	0.453	
		Stride efficiency (%)	50.72	49.45	51.22	54.79	64.46	60.02	57.64	57.60	49.08	51.33	55.42	54.83	
		Stride count	35.10	35.55	34.93	33.77	31.14	32.27	32.93	32.94	35.69	34.90	33.58	438.95	

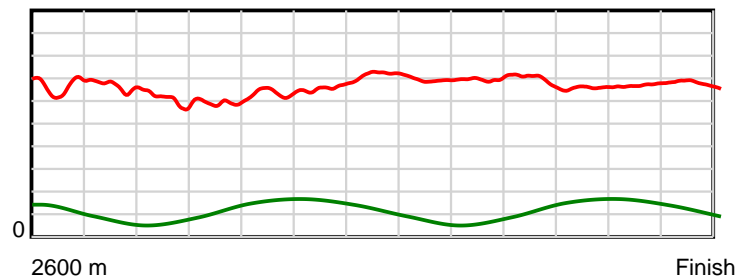
10 m Stride length



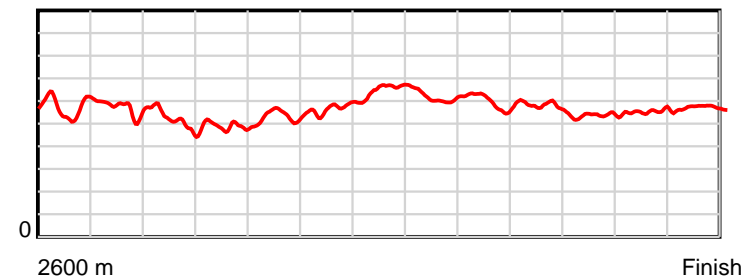
0.6 s Stride duration



20 m/sec Speed



100 % Stride efficiency



Note: Horizontal distance axis grid lines are 200m furlongs.

Disclaimer.

HRNZ and NZMTC and Thoroughbred Ratings Pty Ltd accepts no responsibility for the completeness or accuracy of any of the information contained herein, and makes no representations about its suitability for any particular purpose. Users should make their own judgements about those matters and/or seek independent advice. You assume all risks associated with use of the data provided on this page.



Race Results



June 28, 2020, Race 1, MIKE STRATFORD MEMORIAL AMATEUR DRIVERS MOBILE PACE, Distance 2600m, Addington - Survey 3200m

Result	TAB no.	Horse (Barrier)	2600 to	2400m to
9th	11	Caesar's Quest (10)	2400m	2200m
		Position in running (margin)	-	7(5.4)
		Sectional time (s)	14.35	15.13
		Cumulative time (s)	199.06	184.71
		Speed (m/s)	13.94	13.22
		Stride length (m)	6.26	6.09
		Stride duration (s)	0.432	0.461
		Stride efficiency (%)	61.21	57.90
		Stride count	31.96	32.86

Disclaimer.

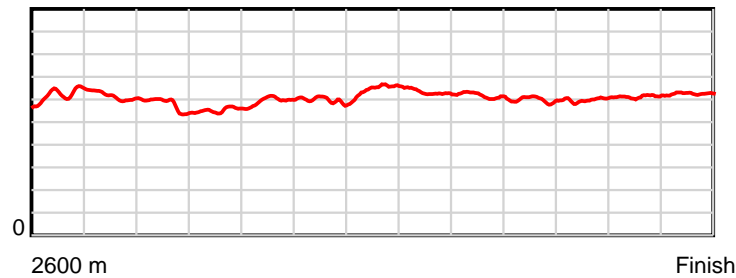
HRNZ and NZMTC and Thoroughbred Ratings Pty Ltd accepts no responsibility for the completeness or accuracy of any of the information contained herein, and makes no representations about its suitability for any particular purpose. Users should make their own judgements about those matters and/or seek independent advice. You assume all risks associated with use of the data provided on this page.

Race Results

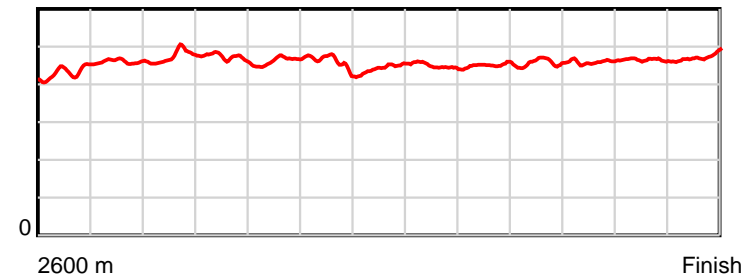
June 28, 2020, Race 1, MIKE STRATFORD MEMORIAL AMATEUR DRIVERS MOBILE PACE, Distance 2600m, Addington - Survey 3200m

Result	TAB no.	Horse (Barrier)	2200m to	2000m to	1800m to	1600m to	1400m to	1200m to	1000m to	800m to	600m to	400m to	200m to	Total or	Margin
9th	11	Caesar's Quest (10)	2000m	1800m	1600m	1400m	1200m	1000m	800m	600m	400m	200m	WP	Average	
		Position in running (margin)	7(8.1)	7(8.7)	8(12.1)	7(8.6)	8(7.6)	7(8.9)	7(9.7)	6(6.5)	8(4.5)	8(5.6)	9(7.4)		8.30
		Sectional time (s)	16.59	17.20	15.76	15.57	13.80	14.29	14.64	15.29	15.77	15.48	15.19		
		Cumulative time (s)	169.58	152.99	135.79	120.03	104.46	90.66	76.37	61.73	46.44	30.67	15.19	3:19.06	
		Speed (m/s)	12.06	11.63	12.69	12.85	14.49	14.00	13.66	13.08	12.68	12.92	13.17	13.06	
		Stride length (m)	5.72	5.50	5.85	5.89	6.42	6.27	6.15	5.97	5.82	6.00	6.24	6.00	
		Stride duration (s)	0.474	0.473	0.461	0.459	0.443	0.448	0.450	0.456	0.459	0.465	0.474	0.460	
		Stride efficiency (%)	51.04	47.21	53.54	54.23	64.33	61.43	59.14	55.71	52.96	56.32	60.77	56.30	
		Stride count	34.99	36.39	34.17	33.95	31.17	31.90	32.51	33.50	34.36	33.32	32.07	433.15	

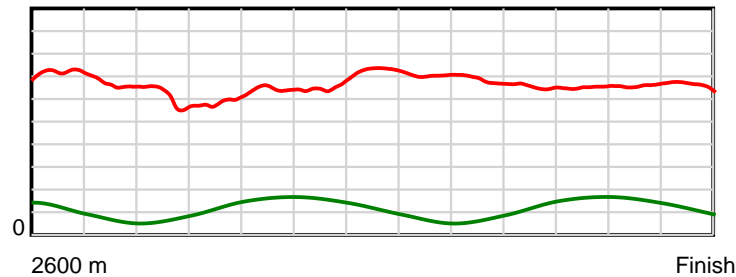
10 m Stride length



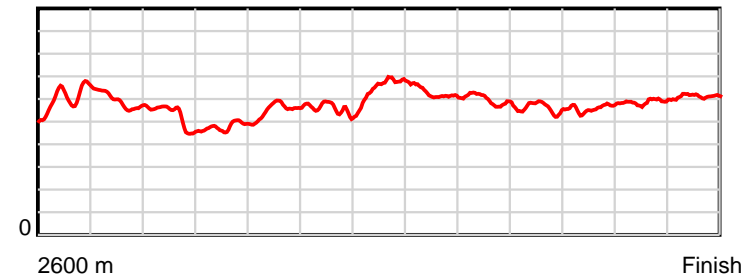
0.6 s Stride duration



20 m/sec Speed



100 % Stride efficiency



Note: Horizontal distance axis grid lines are 200m furlongs.

Disclaimer.

HRNZ and NZMTC and Thoroughbred Ratings Pty Ltd accepts no responsibility for the completeness or accuracy of any of the information contained herein, and makes no representations about its suitability for any particular purpose. Users should make their own judgements about those matters and/or seek independent advice. You assume all risks associated with use of the data provided on this page.



Race Results



June 28, 2020, Race 1, MIKE STRATFORD MEMORIAL AMATEUR DRIVERS MOBILE PACE, Distance 2600m, Addington - Survey 3200m

Result	TAB no.	Horse (Barrier)	2600 to	2400m to
10th	2	Franco Sherbor... (2)	2400m	2200m
		Position in running (margin)	-	6(4.3)
		Sectional time (s)	14.00	15.17
		Cumulative time (s)	199.09	185.09
		Speed (m/s)	14.29	13.18
		Stride length (m)	6.19	5.90
		Stride duration (s)	0.432	0.448
		Stride efficiency (%)	59.93	54.41
		Stride count	32.29	33.89

Disclaimer.

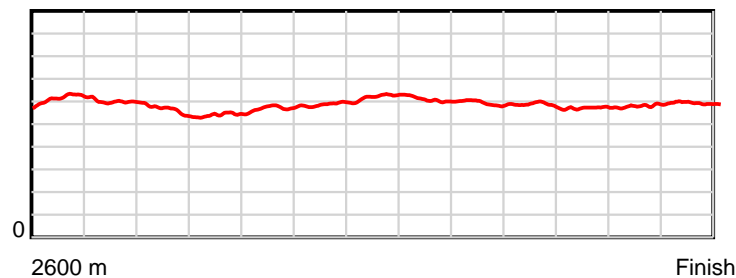
HRNZ and NZMTC and Thoroughbred Ratings Pty Ltd accepts no responsibility for the completeness or accuracy of any of the information contained herein, and makes no representations about its suitability for any particular purpose. Users should make their own judgements about those matters and/or seek independent advice. You assume all risks associated with use of the data provided on this page.

Race Results

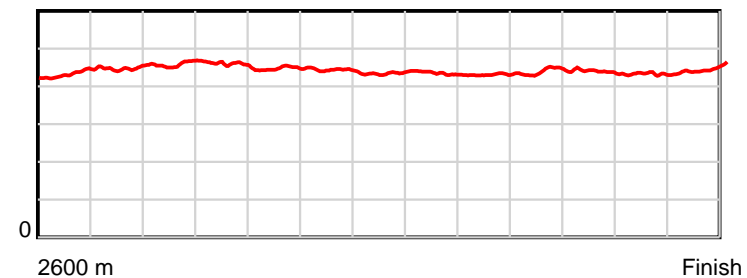
June 28, 2020, Race 1, MIKE STRATFORD MEMORIAL AMATEUR DRIVERS MOBILE PACE, Distance 2600m, Addington - Survey 3200m

Result	TAB no.	Horse (Barrier)	2200m to	2000m to	1800m to	1600m to	1400m to	1200m to	1000m to	800m to	600m to	400m to	200m to	Total or	Margin
10th	2	Franco Sherbor... (2)	2000m	1800m	1600m	1400m	1200m	1000m	800m	600m	400m	200m	WP	Average	
		Position in running (margin)	6(7.3)	6(8.3)	7(10.8)	8(9.1)	7(7.4)	8(10.0)	9(12.4)	9(10.0)	11(6.8)	11(7.9)	10(8.1)		8.50
		Sectional time (s)	16.66	17.07	16.05	15.46	14.00	14.58	14.77	15.09	15.76	15.22	15.26		
		Cumulative time (s)	169.92	153.26	136.19	120.14	104.68	90.68	76.10	61.33	46.24	30.48	15.26	3:19.09	
		Speed (m/s)	12.00	11.72	12.46	12.94	14.29	13.72	13.54	13.25	12.69	13.14	13.11	13.06	
		Stride length (m)	5.51	5.39	5.57	5.74	6.21	5.97	5.84	5.82	5.58	5.68	5.85	5.78	
		Stride duration (s)	0.459	0.460	0.447	0.444	0.434	0.435	0.431	0.439	0.440	0.432	0.447	0.443	
		Stride efficiency (%)	47.46	45.48	48.53	51.49	60.21	55.65	53.26	53.00	48.68	50.44	53.54	52.21	
		Stride count	36.29	37.07	35.89	34.84	32.22	33.51	34.26	34.34	35.83	35.20	34.17	449.80	

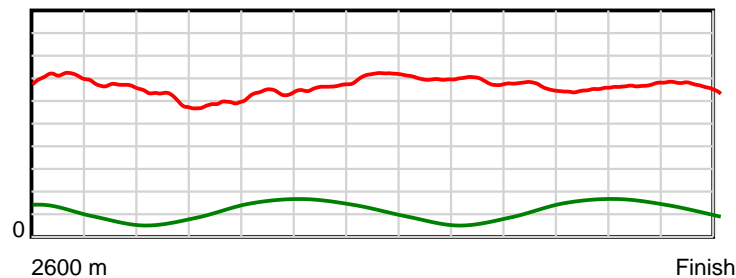
10 m Stride length



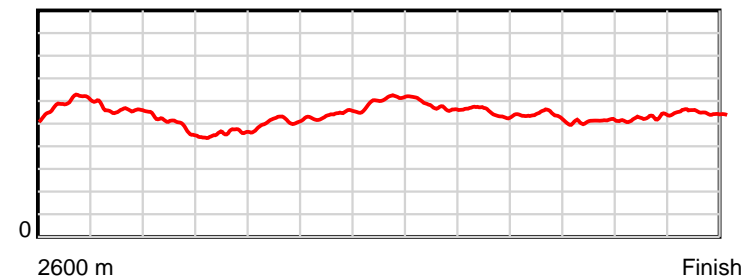
0.6 s Stride duration



20 m/sec Speed



100 % Stride efficiency



Note: Horizontal distance axis grid lines are 200m furlongs.

Disclaimer.

HRNZ and NZMTC and Thoroughbred Ratings Pty Ltd accepts no responsibility for the completeness or accuracy of any of the information contained herein, and makes no representations about its suitability for any particular purpose. Users should make their own judgements about those matters and/or seek independent advice. You assume all risks associated with use of the data provided on this page.



Race Results



June 28, 2020, Race 1, MIKE STRATFORD MEMORIAL AMATEUR DRIVERS MOBILE PACE, Distance 2600m, Addington - Survey 3200m

Result	TAB no.	Horse (Barrier)	2600 to	2400m to
11th	13	Russian Expres... (12)	2400m	2200m
		Position in running (margin)	-	8(5.5)
		Sectional time (s)	14.23	15.65
		Cumulative time (s)	199.26	185.03
		Speed (m/s)	14.06	12.78
		Stride length (m)	6.41	5.99
		Stride duration (s)	0.446	0.469
		Stride efficiency (%)	64.16	56.11
		Stride count	31.21	33.38

Disclaimer.

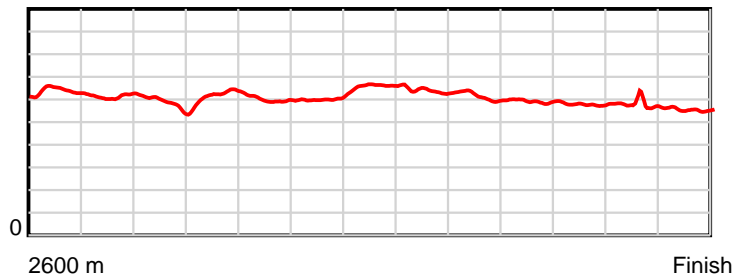
HRNZ and NZMTC and Thoroughbred Ratings Pty Ltd accepts no responsibility for the completeness or accuracy of any of the information contained herein, and makes no representations about its suitability for any particular purpose. Users should make their own judgements about those matters and/or seek independent advice. You assume all risks associated with use of the data provided on this page.

Race Results

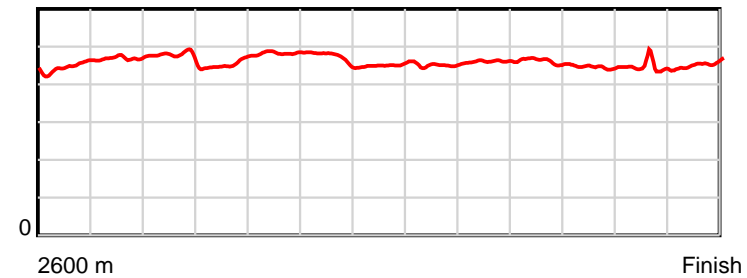
June 28, 2020, Race 1, MIKE STRATFORD MEMORIAL AMATEUR DRIVERS MOBILE PACE, Distance 2600m, Addington - Survey 3200m

Result	TAB no.	Horse (Barrier)	2200m to	2000m to	1800m to	1600m to	1400m to	1200m to	1000m to	800m to	600m to	400m to	200m to	Total or	Margin
11th	13	Russian Expres... (12)	2000m	1800m	1600m	1400m	1200m	1000m	800m	600m	400m	200m	WP	Average	
		Position in running (margin)	10(11.3)	10(11.7)	1(0.0)	1(0.0)	1(0.0)	2(0.7)	1(0.0)	1(0.0)	2(0.3)	2(0.5)	3(2.4)		9.40
		Sectional time (s)	16.56	14.69	16.35	15.74	13.68	14.06	15.16	15.67	15.62	15.49	16.36		
		Cumulative time (s)	169.38	152.82	138.13	121.78	106.04	92.36	78.30	63.14	47.47	31.85	16.36	3:19.26	
		Speed (m/s)	12.08	13.61	12.23	12.71	14.62	14.22	13.19	12.76	12.80	12.91	12.22	13.05	
		Stride length (m)	5.76	6.18	5.91	6.00	6.59	6.41	6.07	5.89	5.71	5.73	5.54	6.00	
		Stride duration (s)	0.476	0.454	0.483	0.472	0.451	0.451	0.460	0.462	0.446	0.444	0.454	0.460	
		Stride efficiency (%)	51.77	59.66	54.51	56.18	67.93	64.23	57.64	54.25	50.92	51.33	48.02	56.25	
		Stride count	34.75	32.37	33.86	33.36	30.33	31.20	32.93	33.94	35.04	34.90	36.08	433.35	

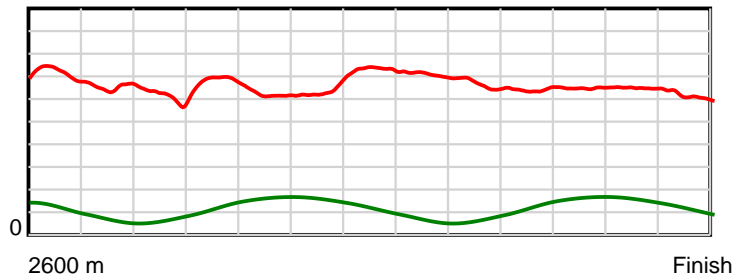
10 m Stride length



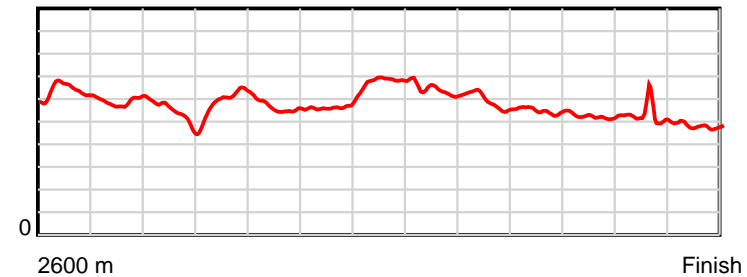
0.6 s Stride duration



20 m/sec Speed



100 % Stride efficiency



Note: Horizontal distance axis grid lines are 200m furlongs.

Disclaimer.

HRNZ and NZMTC and Thoroughbred Ratings Pty Ltd accepts no responsibility for the completeness or accuracy of any of the information contained herein, and makes no representations about its suitability for any particular purpose. Users should make their own judgements about those matters and/or seek independent advice. You assume all risks associated with use of the data provided on this page.



Race Results



June 28, 2020, Race 1, MIKE STRATFORD MEMORIAL AMATEUR DRIVERS MOBILE PACE, Distance 2600m, Addington - Survey 3200m

Result	TAB no.	Horse (Barrier)	2600 to	2400m to
12th	6	Allandale (6)	2400m	2200m
		Position in running (margin)	-	9(5.8)
		Sectional time (s)	14.28	16.16
		Cumulative time (s)	201.61	187.33
		Speed (m/s)	14.01	12.38
		Stride length (m)	5.96	5.44
		Stride duration (s)	0.424	0.440
		Stride efficiency (%)	55.48	46.25
		Stride count	33.57	36.76

Disclaimer.

HRNZ and NZMTC and Thoroughbred Ratings Pty Ltd accepts no responsibility for the completeness or accuracy of any of the information contained herein, and makes no representations about its suitability for any particular purpose. Users should make their own judgements about those matters and/or seek independent advice. You assume all risks associated with use of the data provided on this page.

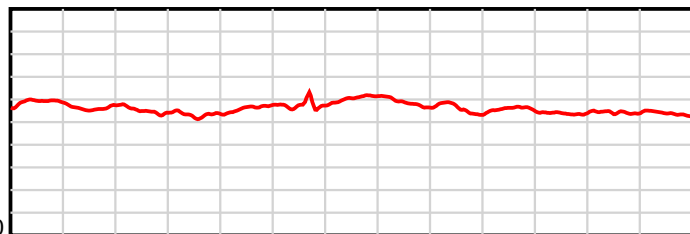
Race Results

June 28, 2020, Race 1, MIKE STRATFORD MEMORIAL AMATEUR DRIVERS MOBILE PACE, Distance 2600m, Addington - Survey 3200m

Result	TAB no.	Horse (Barrier)	2200m to	2000m to	1800m to	1600m to	1400m to	1200m to	1000m to	800m to	600m to	400m to	200m to	Total or	Margin
12th	6	Allandale (6)	2000m	1800m	1600m	1400m	1200m	1000m	800m	600m	400m	200m	WP	Average	
		Position in running (margin)	12(14.7)	12(13.9)	12(16.8)	12(13.0)	12(11.8)	12(13.6)	11(14.4)	11(11.8)	12(8.7)	12(11.3)	12(14.7)		22.40
		Sectional time (s)	16.37	17.13	15.71	15.52	13.88	14.30	14.73	15.11	16.01	15.76	16.65		
		Cumulative time (s)	171.17	154.80	137.67	121.96	106.44	92.56	78.26	63.53	48.42	32.41	16.65	3:21.61	
		Speed (m/s)	12.22	11.68	12.73	12.89	14.41	13.99	13.58	13.24	12.49	12.69	12.01	12.90	
		Stride length (m)	5.43	5.33	5.52	5.69	6.07	5.84	5.61	5.56	5.33	5.40	5.35	5.57	
		Stride duration (s)	0.445	0.456	0.434	0.441	0.421	0.418	0.413	0.420	0.427	0.426	0.445	0.432	
		Stride efficiency (%)	46.12	44.40	47.58	50.52	57.52	53.34	49.12	48.26	44.39	45.61	44.65	48.46	
		Stride count	36.81	37.52	36.24	35.18	32.96	34.23	35.67	35.99	37.52	37.02	37.42	466.89	

10 m

Stride length

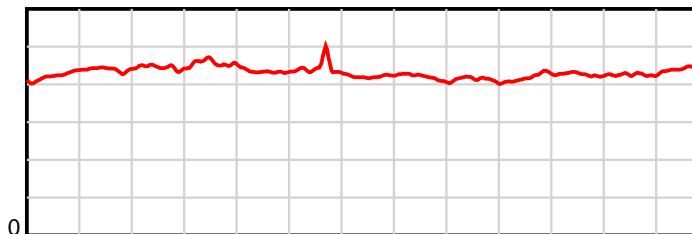


2600 m

Finish

0.6 s

Stride duration

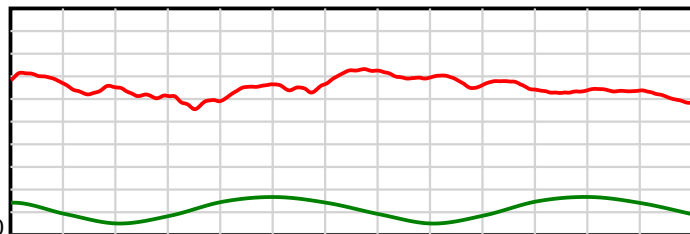


2600 m

Finish

20 m/sec

Speed

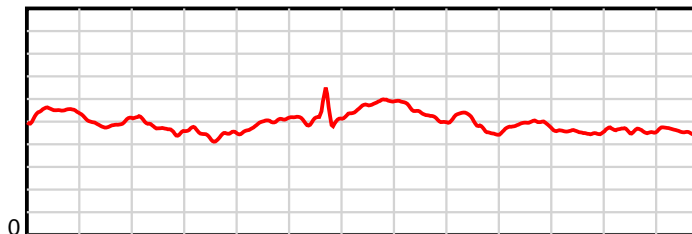


2600 m

Finish

100 %

Stride efficiency



2600 m

Finish

Note: Horizontal distance axis grid lines are 200m furlongs.

Disclaimer.

HRNZ and NZMTC and Thoroughbred Ratings Pty Ltd accepts no responsibility for the completeness or accuracy of any of the information contained herein, and makes no representations about its suitability for any particular purpose. Users should make their own judgements about those matters and/or seek independent advice. You assume all risks associated with use of the data provided on this page.



Race Results



June 28, 2020, Race 2, HRS CONSTRUCTION TROT, Distance 2600m, Addington - Survey 3200m

Result	TAB no.	Horse (Barrier)	2600 to	2400m to
1st	7	Majestic Rollo... (7)	2400m	2200m
		Position in running (margin)	-	2(1.3)
		Sectional time (s)	16.65	15.59
		Cumulative time (s)	205.59	188.94
		Speed (m/s)	12.01	12.83
		Stride length (m)	5.43	5.96
		Stride duration (s)	0.452	0.465
		Stride efficiency (%)	46.15	55.58
		Stride count	36.80	33.54

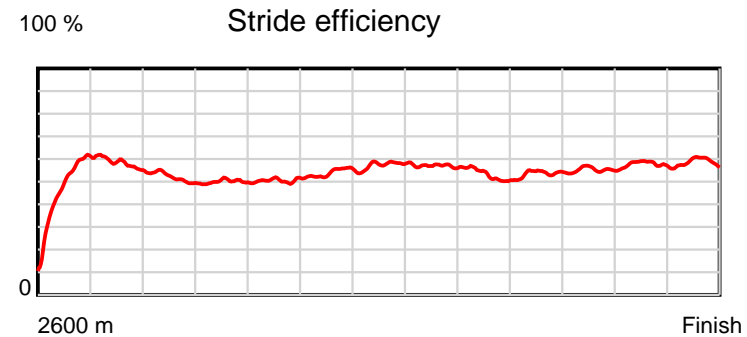
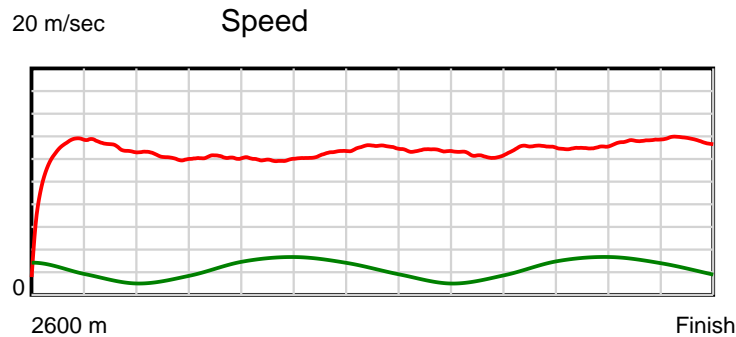
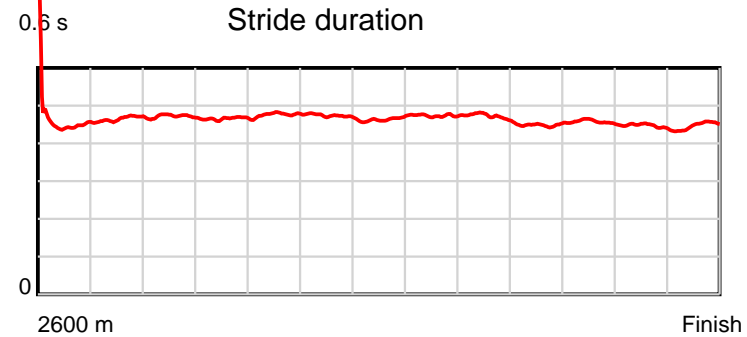
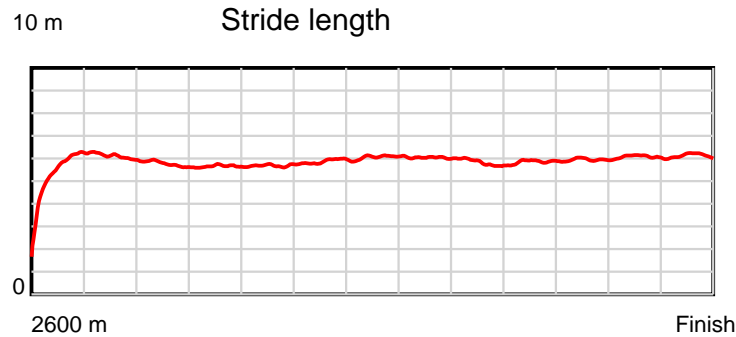
Disclaimer.

HRNZ and NZMTC and Thoroughbred Ratings Pty Ltd accepts no responsibility for the completeness or accuracy of any of the information contained herein, and makes no representations about its suitability for any particular purpose. Users should make their own judgements about those matters and/or seek independent advice. You assume all risks associated with use of the data provided on this page.

Race Results

June 28, 2020, Race 2, HRS CONSTRUCTION TROT, Distance 2600m, Addington - Survey 3200m

Result	TAB no.	Horse (Barrier)	2200m to	2000m to	1800m to	1600m to	1400m to	1200m to	1000m to	800m to	600m to	400m to	200m to	Total or	Margin
1st	7	Majestic Rollo... (7)	2000m	1800m	1600m	1400m	1200m	1000m	800m	600m	400m	200m	WP	Average	
		Position in running (margin)	1(0.0)	1(0.0)	1(0.0)	1(0.0)	1(0.0)	1(0.0)	1(0.0)	1(0.0)	1(0.0)	1(0.0)	1(0.0)		0.00
		Sectional time (s)	16.51	16.50	16.95	16.20	15.32	15.72	16.18	15.24	15.48	14.74	14.51		
		Cumulative time (s)	173.35	156.84	140.34	123.39	107.19	91.87	76.15	59.97	44.73	29.25	14.51	3:25.59	
		Speed (m/s)	12.11	12.12	11.80	12.35	13.05	12.72	12.36	13.12	12.92	13.57	13.78	12.65	
		Stride length (m)	5.71	5.64	5.62	5.84	6.05	6.02	5.83	5.89	5.91	6.05	6.16	5.85	
		Stride duration (s)	0.472	0.466	0.476	0.473	0.464	0.473	0.472	0.449	0.457	0.446	0.447	0.463	
		Stride efficiency (%)	51.03	49.78	49.33	53.36	57.23	56.67	53.11	54.22	54.51	57.28	59.35	53.47	
		Stride count	35.00	35.44	35.60	34.23	33.05	33.21	34.31	33.95	33.86	33.03	32.45	444.47	



Note: Horizontal distance axis grid lines are 200m furlongs.

Disclaimer.

HRNZ and NZMTC and Thoroughbred Ratings Pty Ltd accepts no responsibility for the completeness or accuracy of any of the information contained herein, and makes no representations about its suitability for any particular purpose. Users should make their own judgements about those matters and/or seek independent advice. You assume all risks associated with use of the data provided on this page.



Race Results



June 28, 2020, Race 2, HRS CONSTRUCTION TROT, Distance 2600m, Addington - Survey 3200m

Result	TAB no.	Horse (Barrier)	2600 to	2400m to
2nd	1	Be Bee Lass (1)	2400m	2200m
		Position in running (margin)	-	4(3.5)
		Sectional time (s)	16.90	15.33
		Cumulative time (s)	205.68	188.78
		Speed (m/s)	11.83	13.05
		Stride length (m)	5.49	6.03
		Stride duration (s)	0.466	0.462
		Stride efficiency (%)	47.06	56.83
		Stride count	36.45	33.17

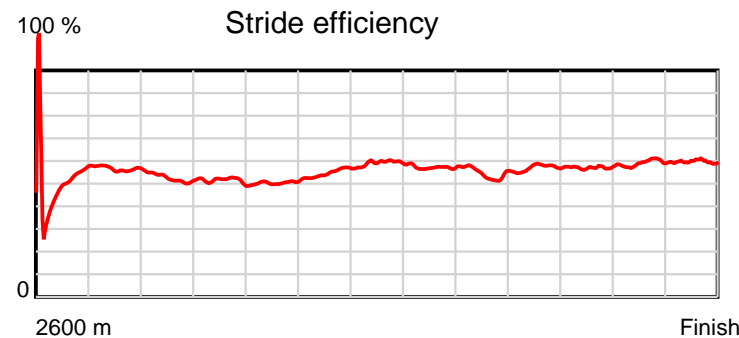
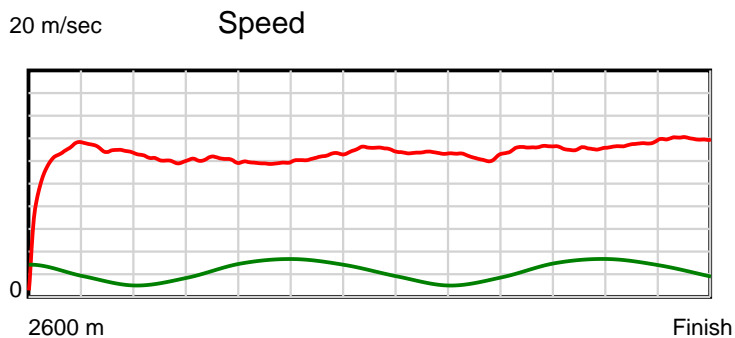
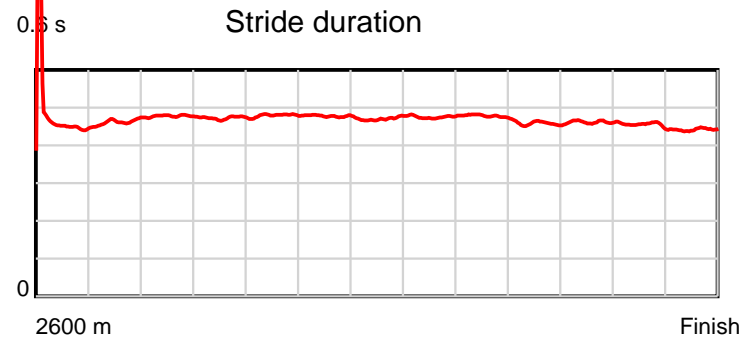
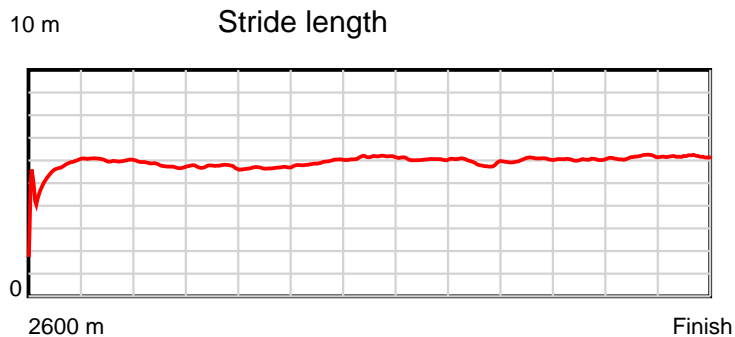
Disclaimer.

HRNZ and NZMTC and Thoroughbred Ratings Pty Ltd accepts no responsibility for the completeness or accuracy of any of the information contained herein, and makes no representations about its suitability for any particular purpose. Users should make their own judgements about those matters and/or seek independent advice. You assume all risks associated with use of the data provided on this page.

Race Results

June 28, 2020, Race 2, HRS CONSTRUCTION TROT, Distance 2600m, Addington - Survey 3200m

Result	TAB no.	Horse (Barrier)	2200m to	2000m to	1800m to	1600m to	1400m to	1200m to	1000m to	800m to	600m to	400m to	200m to	Total or	Margin
2nd	1	Be Bee Lass (1)	2000m	1800m	1600m	1400m	1200m	1000m	800m	600m	400m	200m	WP	Average	
		Position in running (margin)	2(0.6)	2(1.5)	2(1.5)	2(1.9)	2(1.6)	2(1.6)	2(0.9)	3(1.3)	3(1.3)	2(1.6)	2(1.4)		0.50
		Sectional time (s)	16.66	16.50	17.02	16.15	15.32	15.62	16.24	15.24	15.52	14.72	14.46		
		Cumulative time (s)	173.45	156.79	140.29	123.27	107.12	91.80	76.18	59.94	44.70	29.18	14.46	3:25.68	
		Speed (m/s)	12.00	12.12	11.75	12.38	13.05	12.80	12.32	13.12	12.89	13.59	13.83	12.64	
		Stride length (m)	5.73	5.73	5.63	5.92	6.14	6.09	5.89	6.01	5.95	6.18	6.11	5.91	
		Stride duration (s)	0.478	0.473	0.479	0.478	0.471	0.475	0.478	0.458	0.462	0.454	0.442	0.467	
		Stride efficiency (%)	51.36	51.28	49.57	54.73	58.98	57.94	54.13	56.35	55.36	59.61	58.41	54.54	
		Stride count	34.89	34.91	35.51	33.79	32.55	32.84	33.98	33.31	33.60	32.38	32.71	440.09	



Note: Horizontal distance axis grid lines are 200m furlongs.

Disclaimer.

HRNZ and NZMTC and Thoroughbred Ratings Pty Ltd accepts no responsibility for the completeness or accuracy of any of the information contained herein, and makes no representations about its suitability for any particular purpose. Users should make their own judgements about those matters and/or seek independent advice. You assume all risks associated with use of the data provided on this page.



Race Results



June 28, 2020, Race 2, HRS CONSTRUCTION TROT, Distance 2600m, Addington - Survey 3200m

Result	TAB no.	Horse (Barrier)	2600 to	2400m to
3rd	3	Awesome Impee (3)	2400m	2200m
		Position in running (margin)	-	7(5.5)
		Sectional time (s)	17.22	15.66
		Cumulative time (s)	206.52	189.30
		Speed (m/s)	11.61	12.77
		Stride length (m)	4.99	5.36
		Stride duration (s)	0.432	0.420
		Stride efficiency (%)	38.97	44.95
		Stride count	40.05	37.29

Disclaimer.

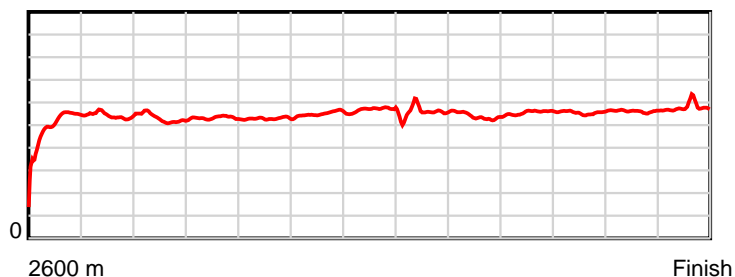
HRNZ and NZMTC and Thoroughbred Ratings Pty Ltd accepts no responsibility for the completeness or accuracy of any of the information contained herein, and makes no representations about its suitability for any particular purpose. Users should make their own judgements about those matters and/or seek independent advice. You assume all risks associated with use of the data provided on this page.

Race Results

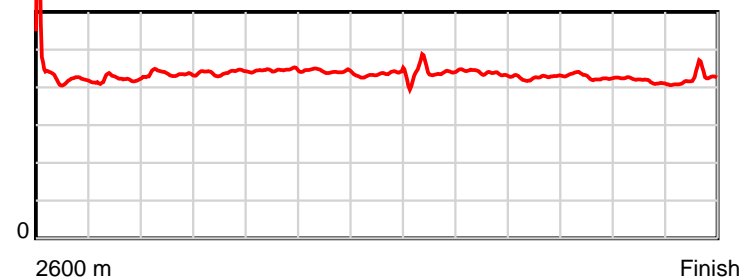
June 28, 2020, Race 2, HRS CONSTRUCTION TROT, Distance 2600m, Addington - Survey 3200m

Result	TAB no.	Horse (Barrier)	2200m to	2000m to	1800m to	1600m to	1400m to	1200m to	1000m to	800m to	600m to	400m to	200m to	Total or	Margin
3rd	3	Awesome Impee (3)	2000m	1800m	1600m	1400m	1200m	1000m	800m	600m	400m	200m	WP	Average	
		Position in running (margin)	4(4.6)	4(3.9)	4(4.0)	4(3.8)	4(3.6)	4(3.7)	4(3.6)	5(3.5)	5(4.0)	4(3.7)	4(4.4)		5.20
		Sectional time (s)	16.39	16.52	16.92	16.18	15.33	15.71	16.15	15.32	15.44	14.86	14.82		
		Cumulative time (s)	173.64	157.25	140.73	123.81	107.63	92.30	76.59	60.44	45.12	29.68	14.82	3:26.52	
		Speed (m/s)	12.20	12.11	11.82	12.36	13.05	12.73	12.38	13.05	12.95	13.46	13.50	12.59	
		Stride length (m)	5.30	5.33	5.26	5.48	5.68	5.54	5.43	5.57	5.54	5.62	5.71	5.44	
		Stride duration (s)	0.435	0.440	0.445	0.443	0.436	0.435	0.439	0.427	0.428	0.418	0.423	0.432	
		Stride efficiency (%)	43.97	44.36	43.27	46.88	50.49	47.95	46.09	48.43	48.04	49.33	50.87	46.25	
		Stride count	37.71	37.54	38.01	36.51	35.19	36.11	36.83	35.93	36.07	35.60	35.05	477.89	

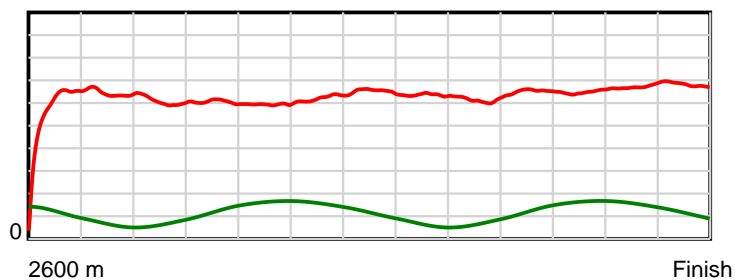
10 m Stride length



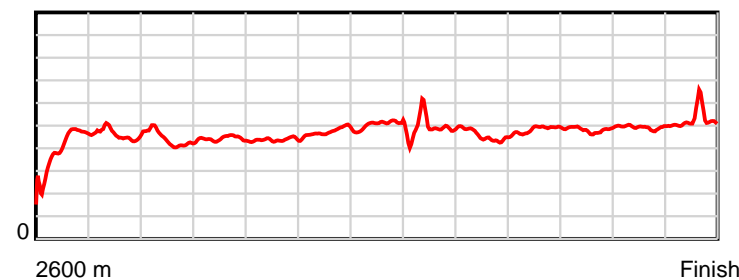
0.5 s Stride duration



20 m/sec Speed



100 % Stride efficiency



Note: Horizontal distance axis grid lines are 200m furlongs.

Disclaimer.

HRNZ and NZMTC and Thoroughbred Ratings Pty Ltd accepts no responsibility for the completeness or accuracy of any of the information contained herein, and makes no representations about its suitability for any particular purpose. Users should make their own judgements about those matters and/or seek independent advice. You assume all risks associated with use of the data provided on this page.



Race Results



June 28, 2020, Race 2, HRS CONSTRUCTION TROT, Distance 2600m, Addington - Survey 3200m

Result	TAB no.	Horse (Barrier)	2600 to	2400m to
4th	11	Luminosity (0)	2400m	2200m
		Position in running (margin)	-	11(24.7)
		Sectional time (s)	20.42	15.30
		Cumulative time (s)	206.72	186.30
		Speed (m/s)	9.79	13.07
		Stride length (m)	5.07	6.32
		Stride duration (s)	0.483	0.483
		Stride efficiency (%)	40.10	62.36
		Stride count	39.48	31.66

Disclaimer.

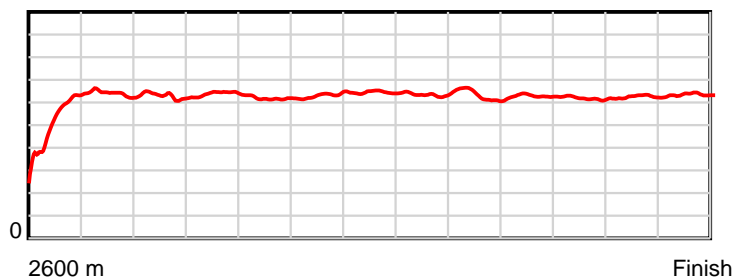
HRNZ and NZMTC and Thoroughbred Ratings Pty Ltd accepts no responsibility for the completeness or accuracy of any of the information contained herein, and makes no representations about its suitability for any particular purpose. Users should make their own judgements about those matters and/or seek independent advice. You assume all risks associated with use of the data provided on this page.

Race Results

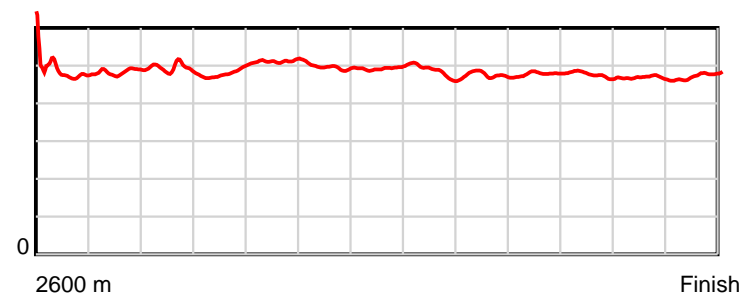
June 28, 2020, Race 2, HRS CONSTRUCTION TROT, Distance 2600m, Addington - Survey 3200m

Result	TAB no.	Horse (Barrier)	2200m to	2000m to	1800m to	1600m to	1400m to	1200m to	1000m to	800m to	600m to	400m to	200m to	Total or	Margin
4th	11	Luminosity (0)	2000m	1800m	1600m	1400m	1200m	1000m	800m	600m	400m	200m	WP	Average	
		Position in running (margin)	10(21.7)	8(18.1)	8(9.3)	8(8.7)	9(8.3)	9(7.8)	8(5.8)	2(1.2)	2(1.2)	3(1.7)	3(4.3)		6.30
		Sectional time (s)	15.92	15.03	16.86	16.14	15.23	15.39	15.40	15.24	15.56	15.18	15.05		
		Cumulative time (s)	171.00	155.08	140.05	123.19	107.05	91.82	76.43	61.03	45.79	30.23	15.05	3:26.72	
		Speed (m/s)	12.56	13.31	11.86	12.39	13.13	13.00	12.99	13.12	12.85	13.18	13.29	12.58	
		Stride length (m)	6.21	6.38	6.07	6.15	6.48	6.28	6.17	6.28	6.11	6.16	6.31	6.13	
		Stride duration (s)	0.494	0.479	0.512	0.496	0.493	0.484	0.475	0.479	0.475	0.467	0.475	0.488	
		Stride efficiency (%)	60.24	63.59	57.63	59.10	65.60	61.72	59.57	61.63	58.31	59.21	62.18	58.75	
		Stride count	32.21	31.35	32.93	32.52	30.87	31.82	32.39	31.85	32.74	32.49	31.71	424.02	

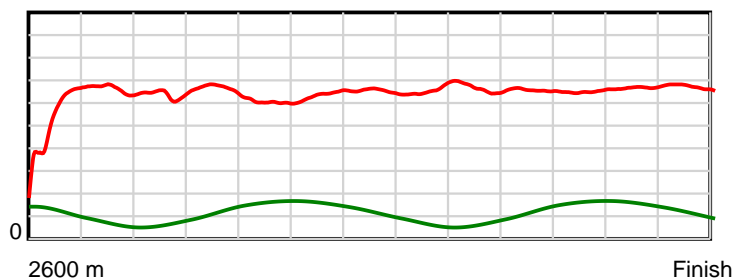
10 m Stride length



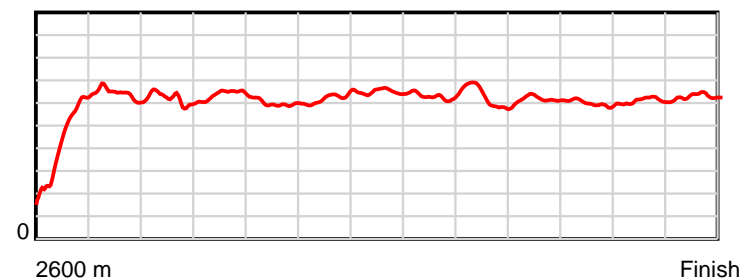
0.6 s Stride duration



20 m/sec Speed



100 % Stride efficiency



Note: Horizontal distance axis grid lines are 200m furlongs.

Disclaimer.

HRNZ and NZMTC and Thoroughbred Ratings Pty Ltd accepts no responsibility for the completeness or accuracy of any of the information contained herein, and makes no representations about its suitability for any particular purpose. Users should make their own judgements about those matters and/or seek independent advice. You assume all risks associated with use of the data provided on this page.



Race Results



June 28, 2020, Race 2, HRS CONSTRUCTION TROT, Distance 2600m, Addington - Survey 3200m

Result	TAB no.	Horse (Barrier)	2600 to	2400m to
5th	10	Midnight Memor... (10)	2400m	2200m
		Position in running (margin)	-	8(7.0)
		Sectional time (s)	17.57	15.73
		Cumulative time (s)	206.91	189.34
		Speed (m/s)	11.38	12.71
		Stride length (m)	5.38	5.73
		Stride duration (s)	0.461	0.450
		Stride efficiency (%)	45.23	51.23
		Stride count	37.18	34.93

Disclaimer.

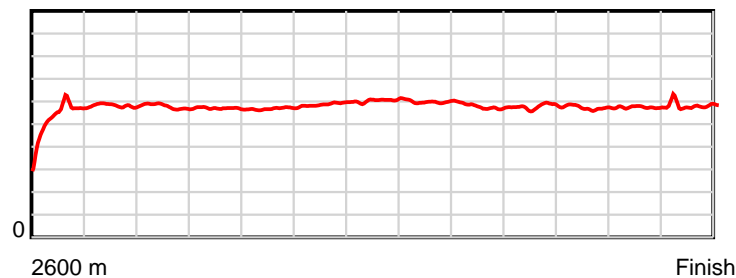
HRNZ and NZMTC and Thoroughbred Ratings Pty Ltd accepts no responsibility for the completeness or accuracy of any of the information contained herein, and makes no representations about its suitability for any particular purpose. Users should make their own judgements about those matters and/or seek independent advice. You assume all risks associated with use of the data provided on this page.

Race Results

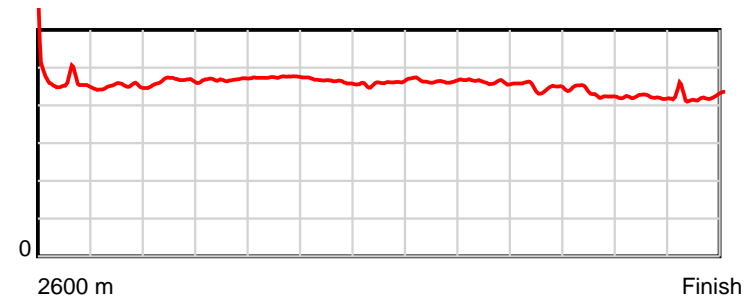
June 28, 2020, Race 2, HRS CONSTRUCTION TROT, Distance 2600m, Addington - Survey 3200m

Result	TAB no.	Horse (Barrier)	2200m to	2000m to	1800m to	1600m to	1400m to	1200m to	1000m to	800m to	600m to	400m to	200m to	Total or	Margin
5th	10	Midnight Memor... (10)	2000m	1800m	1600m	1400m	1200m	1000m	800m	600m	400m	200m	WP	Average	
		Position in running (margin)	5(6.6)	5(5.1)	5(4.6)	5(5.1)	5(4.2)	5(4.0)	5(3.6)	6(3.5)	6(5.2)	6(5.4)	6(7.5)		7.30
		Sectional time (s)	16.27	16.42	17.04	16.05	15.29	15.66	16.16	15.52	15.50	15.10	14.60		
		Cumulative time (s)	173.61	157.34	140.92	123.88	107.83	92.54	76.88	60.72	45.20	29.70	14.60	3:26.91	
		Speed (m/s)	12.29	12.18	11.74	12.46	13.08	12.77	12.38	12.89	12.90	13.25	13.70	12.57	
		Stride length (m)	5.70	5.71	5.57	5.78	6.02	5.93	5.71	5.76	5.58	5.58	5.82	5.71	
		Stride duration (s)	0.464	0.469	0.475	0.464	0.460	0.465	0.461	0.447	0.432	0.421	0.425	0.454	
		Stride efficiency (%)	50.81	50.97	48.51	52.24	56.61	54.99	50.98	51.91	48.60	48.61	52.95	50.93	
		Stride count	35.08	35.02	35.90	34.59	33.23	33.71	35.02	34.70	35.86	35.86	34.36	455.44	

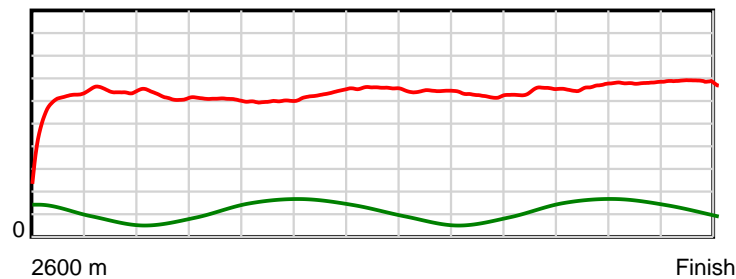
10 m Stride length



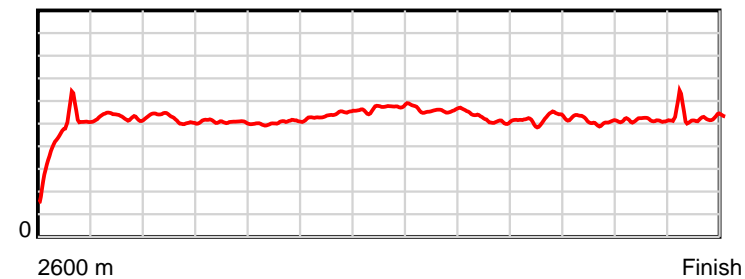
0.6 s Stride duration



20 m/sec Speed



100 % Stride efficiency



Note: Horizontal distance axis grid lines are 200m furlongs.

Disclaimer.

HRNZ and NZMTC and Thoroughbred Ratings Pty Ltd accepts no responsibility for the completeness or accuracy of any of the information contained herein, and makes no representations about its suitability for any particular purpose. Users should make their own judgements about those matters and/or seek independent advice. You assume all risks associated with use of the data provided on this page.



Race Results



June 28, 2020, Race 2, HRS CONSTRUCTION TROT, Distance 2600m, Addington - Survey 3200m

Result	TAB no.	Horse (Barrier)	2600 to	2400m to
6th	5	Pastrana (5)	2400m	2200m
		Position in running (margin)	-	9(11.1)
		Sectional time (s)	18.35	15.87
		Cumulative time (s)	206.99	188.64
		Speed (m/s)	10.90	12.60
		Stride length (m)	5.54	5.87
		Stride duration (s)	0.496	0.465
		Stride efficiency (%)	47.95	53.77
		Stride count	36.11	34.10

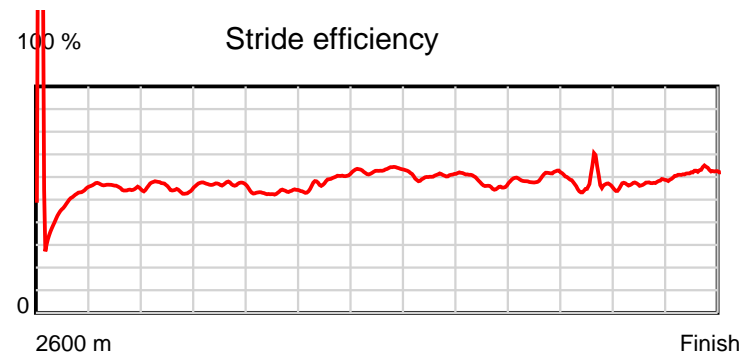
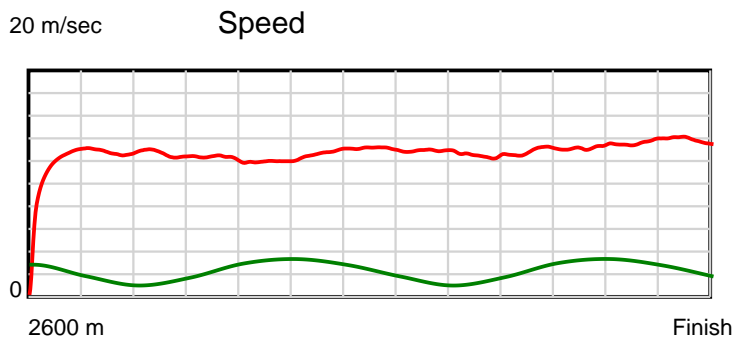
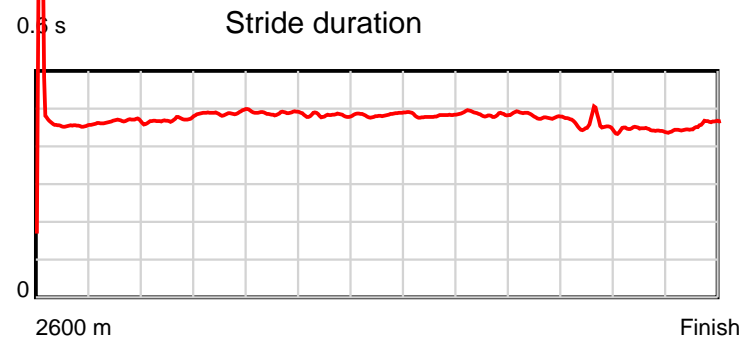
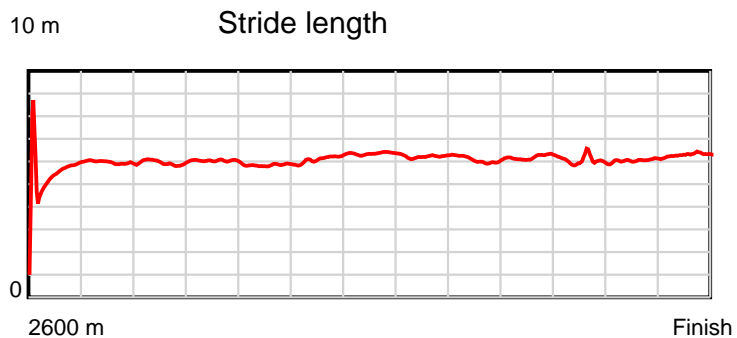
Disclaimer.

HRNZ and NZMTC and Thoroughbred Ratings Pty Ltd accepts no responsibility for the completeness or accuracy of any of the information contained herein, and makes no representations about its suitability for any particular purpose. Users should make their own judgements about those matters and/or seek independent advice. You assume all risks associated with use of the data provided on this page.

Race Results

June 28, 2020, Race 2, HRS CONSTRUCTION TROT, Distance 2600m, Addington - Survey 3200m

Result	TAB no.	Horse (Barrier)	2200m to	2000m to	1800m to	1600m to	1400m to	1200m to	1000m to	800m to	600m to	400m to	200m to	Total or	Margin
6th	5	Pastrana (5)	2000m	1800m	1600m	1400m	1200m	1000m	800m	600m	400m	200m	WP	Average	
		Position in running (margin)	7(11.4)	6(7.9)	6(6.6)	7(7.1)	7(6.5)	7(5.9)	7(5.6)	7(5.7)	8(7.0)	8(7.4)	7(8.1)		7.80
		Sectional time (s)	15.93	16.28	17.04	16.10	15.22	15.67	16.19	15.46	15.54	14.86	14.48		
		Cumulative time (s)	172.77	156.84	140.56	123.52	107.42	92.20	76.53	60.34	44.88	29.34	14.48	3:26.99	
		Speed (m/s)	12.55	12.29	11.74	12.42	13.14	12.76	12.35	12.94	12.87	13.46	13.81	12.56	
		Stride length (m)	5.91	6.01	5.74	5.99	6.36	6.14	6.00	6.21	5.85	5.98	6.28	5.98	
		Stride duration (s)	0.471	0.489	0.489	0.482	0.484	0.481	0.486	0.480	0.454	0.444	0.455	0.476	
		Stride efficiency (%)	54.63	56.44	51.41	56.06	63.19	58.93	56.27	60.27	53.44	55.85	61.69	55.92	
		Stride count	33.83	33.28	34.87	33.39	31.45	32.57	33.33	32.20	34.20	33.46	31.83	434.62	



Note: Horizontal distance axis grid lines are 200m furlongs.

Disclaimer.

HRNZ and NZMTC and Thoroughbred Ratings Pty Ltd accepts no responsibility for the completeness or accuracy of any of the information contained herein, and makes no representations about its suitability for any particular purpose. Users should make their own judgements about those matters and/or seek independent advice. You assume all risks associated with use of the data provided on this page.



Race Results



June 28, 2020, Race 2, HRS CONSTRUCTION TROT, Distance 2600m, Addington - Survey 3200m

Result	TAB no.	Horse (Barrier)	2600 to	2400m to
6th	6	Build A Bridge (6)	2400m	2200m
		Position in running (margin)	-	6(4.8)
		Sectional time (s)	17.04	15.71
		Cumulative time (s)	206.99	189.95
		Speed (m/s)	11.74	12.73
		Stride length (m)	5.59	5.91
		Stride duration (s)	0.467	0.464
		Stride efficiency (%)	48.75	54.64
		Stride count	35.81	33.82

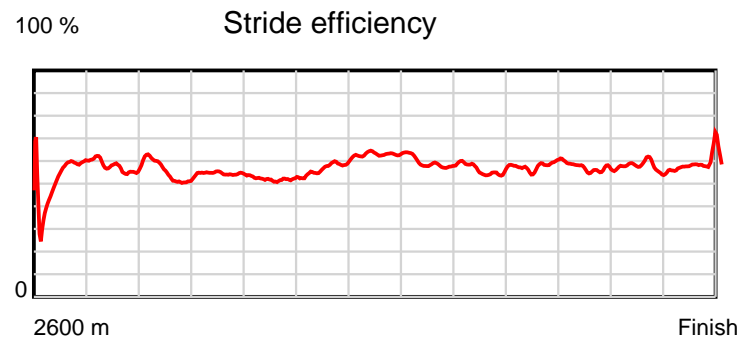
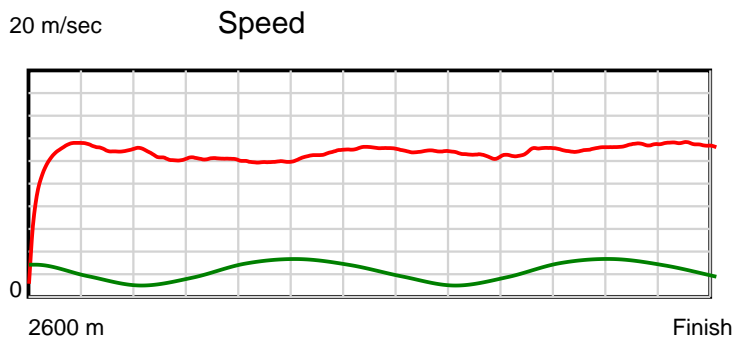
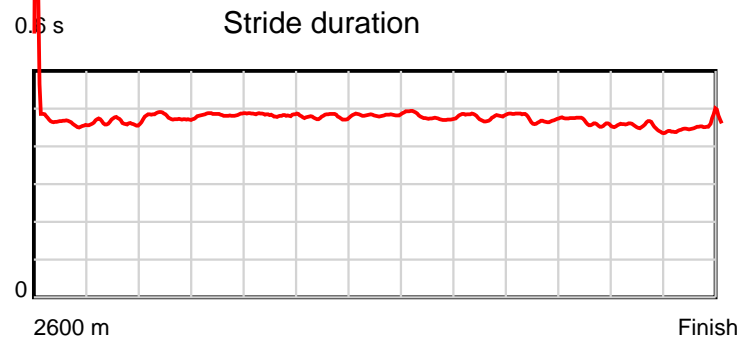
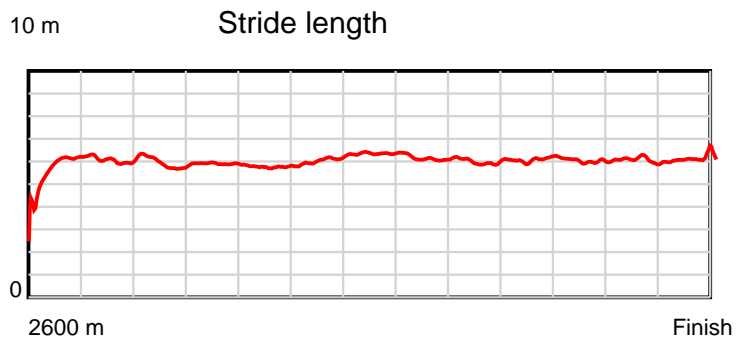
Disclaimer.

HRNZ and NZMTC and Thoroughbred Ratings Pty Ltd accepts no responsibility for the completeness or accuracy of any of the information contained herein, and makes no representations about its suitability for any particular purpose. Users should make their own judgements about those matters and/or seek independent advice. You assume all risks associated with use of the data provided on this page.

Race Results

June 28, 2020, Race 2, HRS CONSTRUCTION TROT, Distance 2600m, Addington - Survey 3200m

Result	TAB no.	Horse (Barrier)	2200m to	2000m to	1800m to	1600m to	1400m to	1200m to	1000m to	800m to	600m to	400m to	200m to	Total or	Margin
6th	6	Build A Bridge (6)	2000m	1800m	1600m	1400m	1200m	1000m	800m	600m	400m	200m	WP	Average	
		Position in running (margin)	3(4.2)	3(3.2)	3(2.3)	3(3.2)	3(2.3)	3(1.8)	3(2.0)	4(2.1)	4(3.4)	5(4.2)	5(6.6)		7.80
		Sectional time (s)	16.35	16.35	17.10	16.06	15.23	15.77	16.19	15.45	15.60	15.15	14.99		
		Cumulative time (s)	174.24	157.89	141.54	124.44	108.38	93.15	77.38	61.19	45.74	30.14	14.99	3:26.99	
		Speed (m/s)	12.23	12.23	11.70	12.45	13.13	12.68	12.35	12.94	12.82	13.20	13.34	12.56	
		Stride length (m)	5.85	5.92	5.65	5.96	6.35	6.06	5.92	6.11	5.93	5.96	6.06	5.94	
		Stride duration (s)	0.478	0.484	0.483	0.478	0.484	0.477	0.479	0.472	0.462	0.451	0.454	0.473	
		Stride efficiency (%)	53.42	54.84	49.85	55.50	63.04	57.31	54.76	58.41	54.89	55.42	57.44	55.09	
		Stride count	34.21	33.76	35.41	33.56	31.49	33.02	33.79	32.71	33.74	33.58	32.99	437.89	



Note: Horizontal distance axis grid lines are 200m furlongs.

Disclaimer.

HRNZ and NZMTC and Thoroughbred Ratings Pty Ltd accepts no responsibility for the completeness or accuracy of any of the information contained herein, and makes no representations about its suitability for any particular purpose. Users should make their own judgements about those matters and/or seek independent advice. You assume all risks associated with use of the data provided on this page.



Race Results



June 28, 2020, Race 2, HRS CONSTRUCTION TROT, Distance 2600m, Addington - Survey 3200m

Result	TAB no.	Horse (Barrier)	2600 to	2400m to
8th	2	Eilish Hall (2)	2400m	2200m
		Position in running (margin)	-	10(14.3)
		Sectional time (s)	18.70	17.47
		Cumulative time (s)	207.94	189.24
		Speed (m/s)	10.69	11.45
		Stride length (m)	4.67	4.94
		Stride duration (s)	0.434	0.432
		Stride efficiency (%)	34.11	38.20
		Stride count	42.81	40.45

Disclaimer.

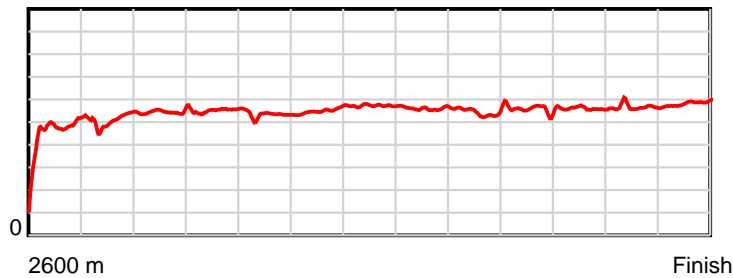
HRNZ and NZMTC and Thoroughbred Ratings Pty Ltd accepts no responsibility for the completeness or accuracy of any of the information contained herein, and makes no representations about its suitability for any particular purpose. Users should make their own judgements about those matters and/or seek independent advice. You assume all risks associated with use of the data provided on this page.

Race Results

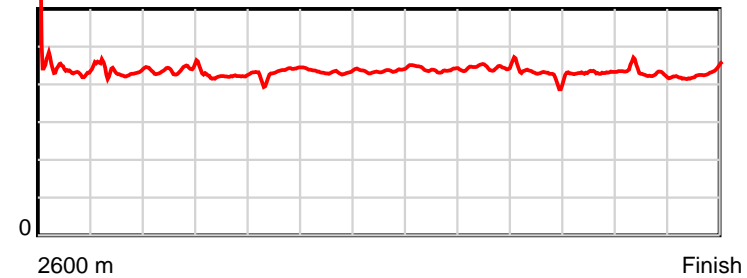
June 28, 2020, Race 2, HRS CONSTRUCTION TROT, Distance 2600m, Addington - Survey 3200m

Result	TAB no.	Horse (Barrier)	2200m to	2000m to	1800m to	1600m to	1400m to	1200m to	1000m to	800m to	600m to	400m to	200m to	Total or	Margin
8th	2	Eilish Hall (2)	2000m	1800m	1600m	1400m	1200m	1000m	800m	600m	400m	200m	WP	Average	
		Position in running (margin)	11(24.2)	10(21.2)	10(14.2)	9(10.1)	8(7.8)	8(7.6)	9(7.5)	9(8.4)	9(8.9)	9(8.9)	8(12.8)		13.10
		Sectional time (s)	16.00	15.33	16.28	15.81	15.29	15.71	16.33	15.31	15.47	15.41	14.83		
		Cumulative time (s)	171.77	155.77	140.44	124.16	108.35	93.06	77.35	61.02	45.71	30.24	14.83	3:27.94	
		Speed (m/s)	12.50	13.05	12.29	12.65	13.08	12.73	12.25	13.06	12.93	12.98	13.49	12.50	
		Stride length (m)	5.46	5.50	5.29	5.49	5.71	5.59	5.46	5.54	5.56	5.58	5.78	5.41	
		Stride duration (s)	0.437	0.421	0.431	0.434	0.436	0.439	0.446	0.424	0.430	0.430	0.429	0.433	
		Stride efficiency (%)	46.59	47.23	43.78	47.04	50.88	48.88	46.57	48.02	48.23	48.58	52.29	45.76	
		Stride count	36.63	36.38	37.79	36.45	35.05	35.76	36.64	36.08	36.00	35.87	34.58	480.49	

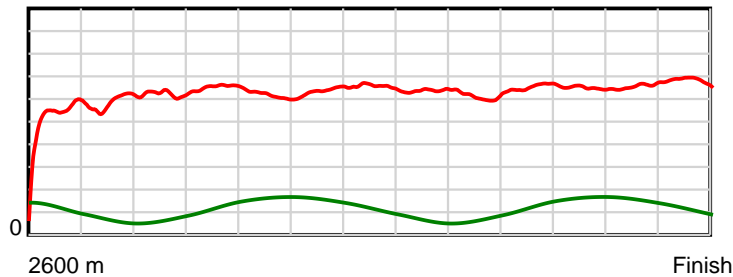
10 m Stride length



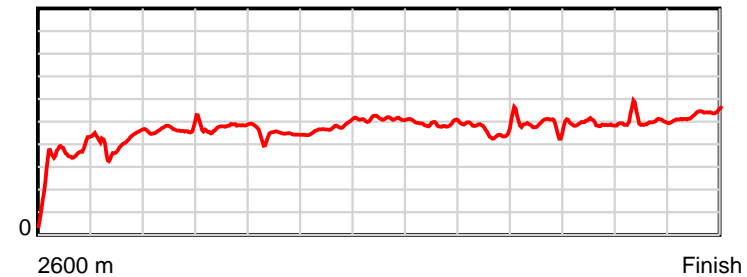
0.6 s Stride duration



20 m/sec Speed



100 % Stride efficiency



Note: Horizontal distance axis grid lines are 200m furlongs.

Disclaimer.

HRNZ and NZMTC and Thoroughbred Ratings Pty Ltd accepts no responsibility for the completeness or accuracy of any of the information contained herein, and makes no representations about its suitability for any particular purpose. Users should make their own judgements about those matters and/or seek independent advice. You assume all risks associated with use of the data provided on this page.



Race Results



June 28, 2020, Race 2, HRS CONSTRUCTION TROT, Distance 2600m, Addington - Survey 3200m

Result	TAB no.	Horse (Barrier)	2600 to	2400m to
9th	9	Halfway There (9)	2400m	2200m
		Position in running (margin)	-	5(4.7)
		Sectional time (s)	17.13	18.06
		Cumulative time (s)	208.48	191.35
		Speed (m/s)	11.67	11.07
		Stride length (m)	5.16	4.98
		Stride duration (s)	0.439	0.450
		Stride efficiency (%)	41.61	38.82
		Stride count	38.76	40.13

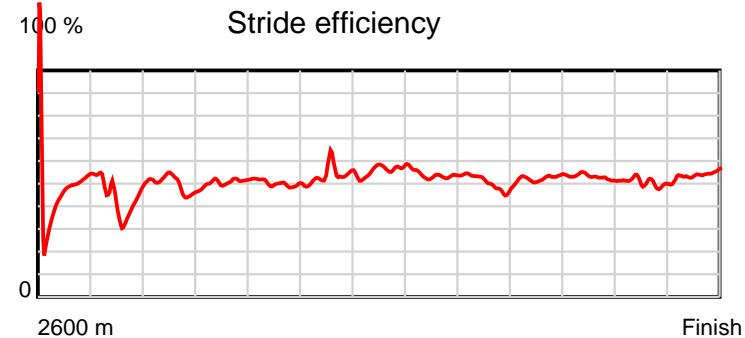
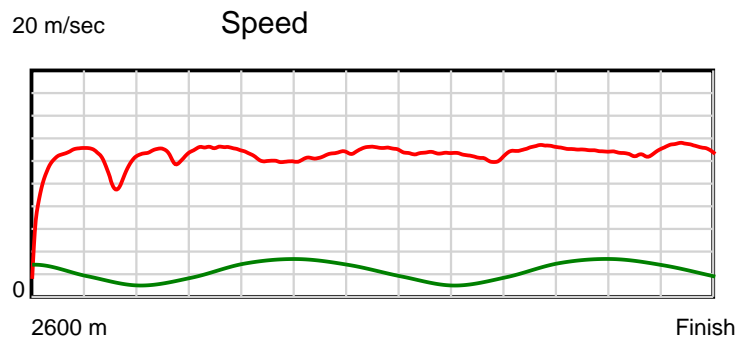
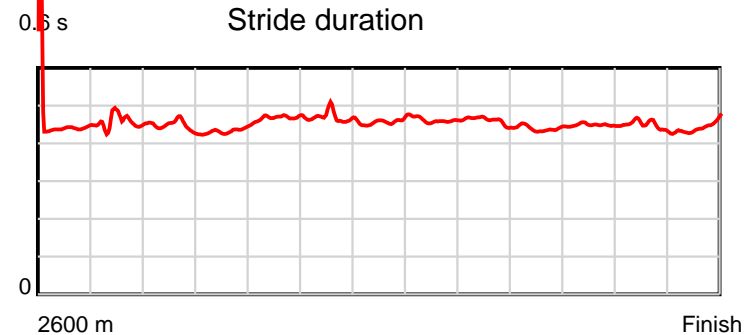
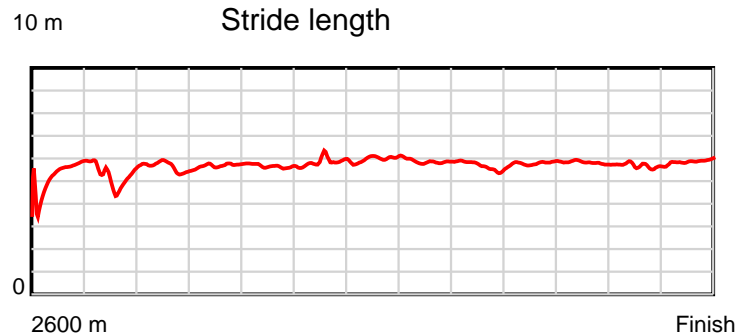
Disclaimer.

HRNZ and NZMTC and Thoroughbred Ratings Pty Ltd accepts no responsibility for the completeness or accuracy of any of the information contained herein, and makes no representations about its suitability for any particular purpose. Users should make their own judgements about those matters and/or seek independent advice. You assume all risks associated with use of the data provided on this page.

Race Results

June 28, 2020, Race 2, HRS CONSTRUCTION TROT, Distance 2600m, Addington - Survey 3200m

Result	TAB no.	Horse (Barrier)	2200m to	2000m to	1800m to	1600m to	1400m to	1200m to	1000m to	800m to	600m to	400m to	200m to	Total or	Margin
9th	9	Halfway There (9)	2000m	1800m	1600m	1400m	1200m	1000m	800m	600m	400m	200m	WP	Average	
		Position in running (margin)	9(18.2)	7(14.8)	7(7.5)	6(5.8)	6(5.4)	6(5.5)	6(5.5)	8(5.9)	7(5.8)	7(6.8)	9(13.4)		16.00
		Sectional time (s)	15.94	15.28	16.67	16.14	15.34	15.72	16.23	15.23	15.64	15.84	15.26		
		Cumulative time (s)	173.29	157.35	142.07	125.40	109.26	93.92	78.20	61.97	46.74	31.10	15.26	3:28.48	
		Speed (m/s)	12.55	13.09	12.00	12.39	13.04	12.72	12.32	13.13	12.79	12.63	13.11	12.47	
		Stride length (m)	5.60	5.67	5.62	5.79	5.98	5.86	5.66	5.78	5.74	5.65	5.84	5.63	
		Stride duration (s)	0.447	0.434	0.469	0.467	0.458	0.460	0.459	0.440	0.448	0.447	0.446	0.451	
		Stride efficiency (%)	49.07	50.30	49.34	52.41	55.81	53.61	50.03	52.19	51.40	49.84	53.36	49.48	
		Stride count	35.69	35.25	35.59	34.53	33.46	34.15	35.35	34.61	34.87	35.41	34.23	462.03	



Note: Horizontal distance axis grid lines are 200m furlongs.

Disclaimer.

HRNZ and NZMTC and Thoroughbred Ratings Pty Ltd accepts no responsibility for the completeness or accuracy of any of the information contained herein, and makes no representations about its suitability for any particular purpose. Users should make their own judgements about those matters and/or seek independent advice. You assume all risks associated with use of the data provided on this page.



Race Results



June 28, 2020, Race 2, HRS CONSTRUCTION TROT, Distance 2600m, Addington - Survey 3200m

Result	TAB no.	Horse (Barrier)	2600 to	2400m to
10th	4	Muchacha Bonit... (4)	2400m	2200m
		Position in running (margin)	-	1(0.0)
		Sectional time (s)	16.49	17.61
		Cumulative time (s)	217.41	200.92
		Speed (m/s)	12.13	11.36
		Stride length (m)	5.24	4.86
		Stride duration (s)	0.426	0.428
		Stride efficiency (%)	42.90	36.94
		Stride count	38.17	41.13

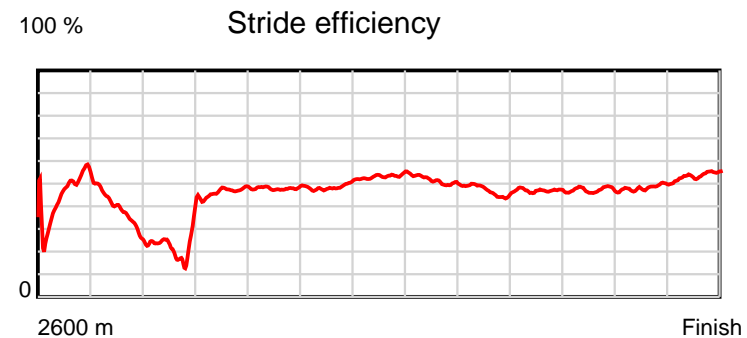
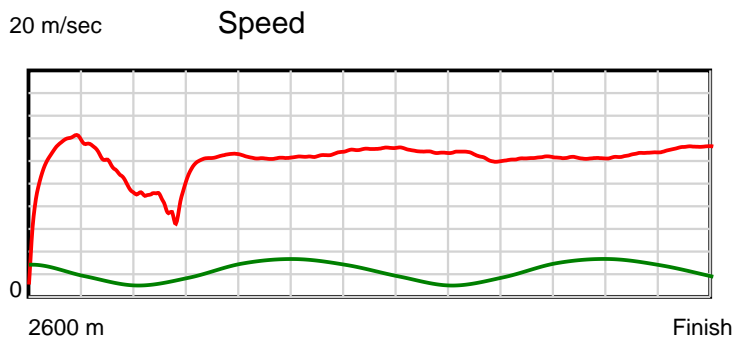
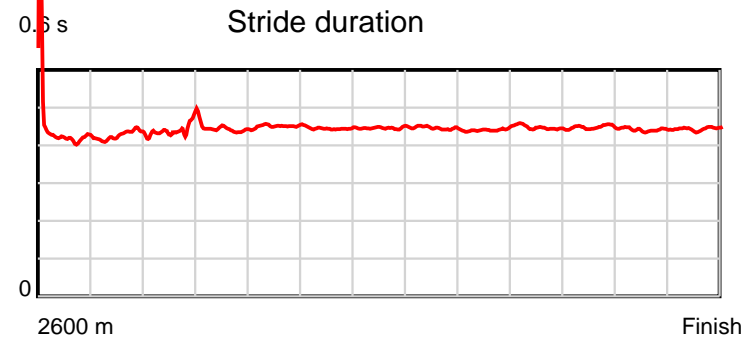
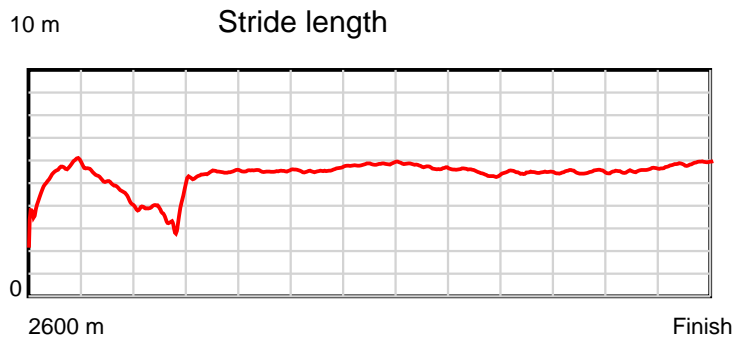
Disclaimer.

HRNZ and NZMTC and Thoroughbred Ratings Pty Ltd accepts no responsibility for the completeness or accuracy of any of the information contained herein, and makes no representations about its suitability for any particular purpose. Users should make their own judgements about those matters and/or seek independent advice. You assume all risks associated with use of the data provided on this page.

Race Results

June 28, 2020, Race 2, HRS CONSTRUCTION TROT, Distance 2600m, Addington - Survey 3200m

Result	TAB no.	Horse (Barrier)	2200m to	2000m to	1800m to	1600m to	1400m to	1200m to	1000m to	800m to	600m to	400m to	200m to	Total or	Margin
10th	4	Muchacha Bonit... (4)	2000m	1800m	1600m	1400m	1200m	1000m	800m	600m	400m	200m	WP	Average	
		Position in running (margin)	6(10.8)	11(56.1)	11(53.9)	11(50.9)	11(49.3)	11(49.2)	11(48.3)	11(48.2)	11(54.7)	11(60.3)	11(67.3)		65.70
		Sectional time (s)	24.06	16.14	16.45	15.93	15.30	15.58	16.16	16.32	16.40	15.91	15.06		
		Cumulative time (s)	183.31	159.25	143.11	126.66	110.73	95.43	79.85	63.69	47.37	30.97	15.06	3:37.41	
		Speed (m/s)	8.31	12.39	12.16	12.55	13.07	12.84	12.38	12.25	12.20	12.57	13.28	11.96	
		Stride length (m)	3.65	5.47	5.49	5.57	5.83	5.72	5.47	5.46	5.47	5.55	5.90	5.28	
		Stride duration (s)	0.439	0.442	0.451	0.444	0.446	0.445	0.442	0.446	0.448	0.441	0.444	0.442	
		Stride efficiency (%)	20.77	46.81	47.07	48.55	53.11	51.06	46.74	46.64	46.68	48.06	54.35	43.63	
		Stride count	54.86	36.54	36.44	35.88	34.31	34.99	36.57	36.61	36.59	36.06	33.91	492.06	



Note: Horizontal distance axis grid lines are 200m furlongs.

Disclaimer.

HRNZ and NZMTC and Thoroughbred Ratings Pty Ltd accepts no responsibility for the completeness or accuracy of any of the information contained herein, and makes no representations about its suitability for any particular purpose. Users should make their own judgements about those matters and/or seek independent advice. You assume all risks associated with use of the data provided on this page.



Race Results



June 28, 2020, Race 2, HRS CONSTRUCTION TROT, Distance 2600m, Addington - Survey 3200m

Result	TAB no.	Horse (Barrier)	2600 to	2400m to
11th	8	Bacardi Pride (8)	2400m	2200m
		Position in running (margin)	-	3(1.9)
		Sectional time (s)	16.61	18.22
		Cumulative time (s)	217.58	200.97
		Speed (m/s)	12.04	10.98
		Stride length (m)	6.28	5.96
		Stride duration (s)	0.524	0.543
		Stride efficiency (%)	61.71	55.56
		Stride count	31.83	33.54

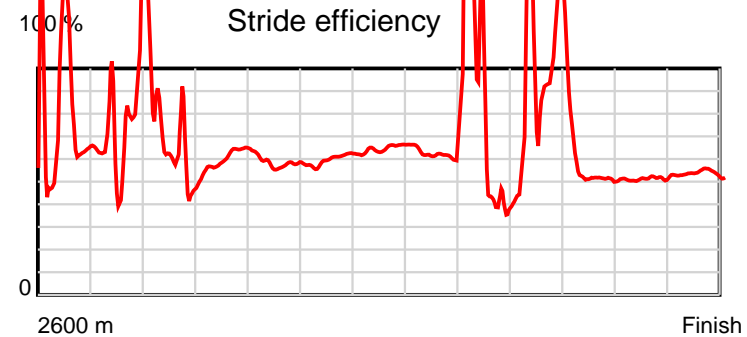
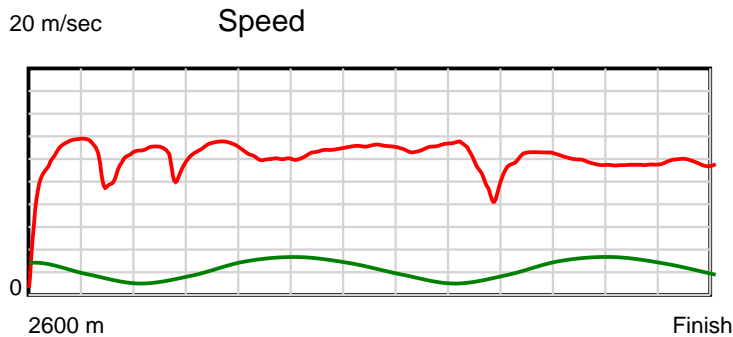
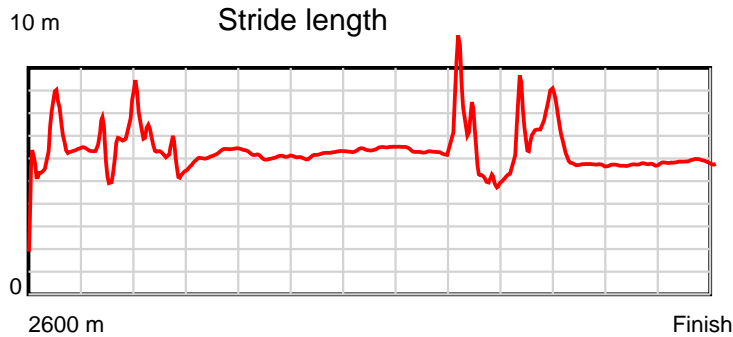
Disclaimer.

HRNZ and NZMTC and Thoroughbred Ratings Pty Ltd accepts no responsibility for the completeness or accuracy of any of the information contained herein, and makes no representations about its suitability for any particular purpose. Users should make their own judgements about those matters and/or seek independent advice. You assume all risks associated with use of the data provided on this page.

Race Results

June 28, 2020, Race 2, HRS CONSTRUCTION TROT, Distance 2600m, Addington - Survey 3200m

Result	TAB no.	Horse (Barrier)	2200m to	2000m to	1800m to	1600m to	1400m to	1200m to	1000m to	800m to	600m to	400m to	200m to	Total or	Margin
11th	8	Bacardi Pride (8)	2000m	1800m	1600m	1400m	1200m	1000m	800m	600m	400m	200m	WP	Average	
		Position in running (margin)	8(16.4)	9(19.4)	9(11.6)	10(11.7)	10(10.5)	10(9.5)	10(8.7)	10(25.7)	10(30.8)	10(41.4)	10(57.0)		66.60
		Sectional time (s)	17.01	15.20	16.98	16.00	15.15	15.60	19.00	16.10	17.24	17.34	17.13		
		Cumulative time (s)	182.75	165.74	150.54	133.56	117.56	102.41	86.81	67.81	51.71	34.47	17.13	3:37.58	
		Speed (m/s)	11.76	13.16	11.78	12.50	13.20	12.82	10.53	12.42	11.60	11.53	11.68	11.95	
		Stride length (m)	5.83	6.21	5.95	6.10	6.47	6.51	5.44	6.93	5.71	5.75	5.84	6.05	
		Stride duration (s)	0.496	0.472	0.505	0.488	0.491	0.508	0.517	0.557	0.492	0.498	0.500	0.506	
		Stride efficiency (%)	53.15	60.29	55.38	58.16	65.52	66.20	46.27	74.97	50.97	51.60	53.23	57.24	
		Stride count	34.29	32.20	33.60	32.78	30.89	30.73	36.75	28.88	35.02	34.80	34.27	429.58	



Note: Horizontal distance axis grid lines are 200m furlongs.

Disclaimer.

HRNZ and NZMTC and Thoroughbred Ratings Pty Ltd accepts no responsibility for the completeness or accuracy of any of the information contained herein, and makes no representations about its suitability for any particular purpose. Users should make their own judgements about those matters and/or seek independent advice. You assume all risks associated with use of the data provided on this page.



Race Results



June 28, 2020, Race 3, HYDROFLOW PACE, Distance 2600m, Addington - Survey 3200m

Result	TAB no.	Horse (Barrier)	2600 to	2400m to
1st	5	Buckskin (5)	2400m	2200m
		Position in running (margin)	-	7(7.3)
		Sectional time (s)	16.87	14.55
		Cumulative time (s)	197.87	181.00
		Speed (m/s)	11.86	13.75
		Stride length (m)	5.28	6.10
		Stride duration (s)	0.438	0.444
		Stride efficiency (%)	43.60	58.13
		Stride count	37.86	32.79

Disclaimer.

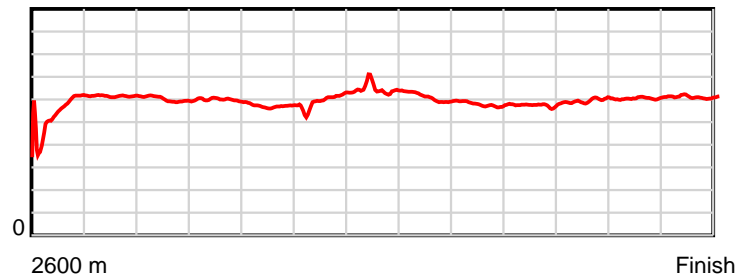
HRNZ and NZMTC and Thoroughbred Ratings Pty Ltd accepts no responsibility for the completeness or accuracy of any of the information contained herein, and makes no representations about its suitability for any particular purpose. Users should make their own judgements about those matters and/or seek independent advice. You assume all risks associated with use of the data provided on this page.

Race Results

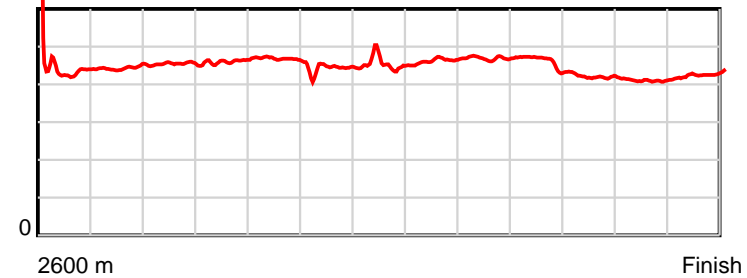
June 28, 2020, Race 3, HYDROFLOW PACE, Distance 2600m, Addington - Survey 3200m

Result	TAB no.	Horse (Barrier)	2200m to	2000m to	1800m to	1600m to	1400m to	1200m to	1000m to	800m to	600m to	400m to	200m to	Total or	Margin
1st	5	Buckskin (5)	2000m	1800m	1600m	1400m	1200m	1000m	800m	600m	400m	200m	WP	Average	
		Position in running (margin)	8(8.9)	8(8.7)	5(5.9)	4(5.5)	6(4.3)	6(4.5)	5(3.9)	5(4.1)	5(3.4)	3(3.8)	2(2.8)		0.00
		Sectional time (s)	15.19	15.29	16.61	15.19	14.10	15.41	16.28	15.91	14.57	13.86	14.04		
		Cumulative time (s)	166.45	151.26	135.97	119.36	104.17	90.07	74.66	58.38	42.47	27.90	14.04	3:17.87	
		Speed (m/s)	13.17	13.08	12.04	13.17	14.18	12.98	12.29	12.57	13.73	14.43	14.25	13.14	
		Stride length (m)	5.98	6.02	5.63	5.80	6.40	6.01	5.75	5.77	5.76	5.92	6.09	5.87	
		Stride duration (s)	0.454	0.460	0.467	0.440	0.451	0.463	0.468	0.459	0.420	0.410	0.427	0.447	
		Stride efficiency (%)	55.81	56.63	49.47	52.54	64.04	56.48	51.73	52.08	51.92	54.69	57.92	53.91	
		Stride count	33.47	33.22	35.54	34.49	31.24	33.27	34.76	34.64	34.70	33.81	32.85	442.64	

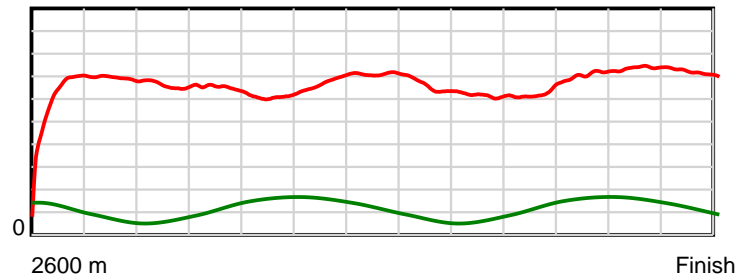
10 m Stride length



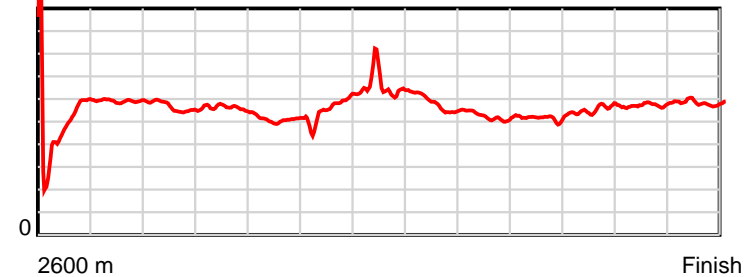
0.5 s Stride duration



20 m/sec Speed



100 % Stride efficiency



Note: Horizontal distance axis grid lines are 200m furlongs.

Disclaimer.

HRNZ and NZMTC and Thoroughbred Ratings Pty Ltd accepts no responsibility for the completeness or accuracy of any of the information contained herein, and makes no representations about its suitability for any particular purpose. Users should make their own judgements about those matters and/or seek independent advice. You assume all risks associated with use of the data provided on this page.



Race Results



June 28, 2020, Race 3, HYDROFLOW PACE, Distance 2600m, Addington - Survey 3200m

Result	TAB no.	Horse (Barrier)	2600 to 2400m	2400m to 2200m
2nd	4	Prairie (4)		
		Position in running (margin)	-	5(4.3)
		Sectional time (s)	16.24	14.29
		Cumulative time (s)	197.87	181.63
		Speed (m/s)	12.32	14.00
		Stride length (m)	5.88	6.32
		Stride duration (s)	0.458	0.452
		Stride efficiency (%)	53.98	62.39
		Stride count	34.03	31.65

Disclaimer.

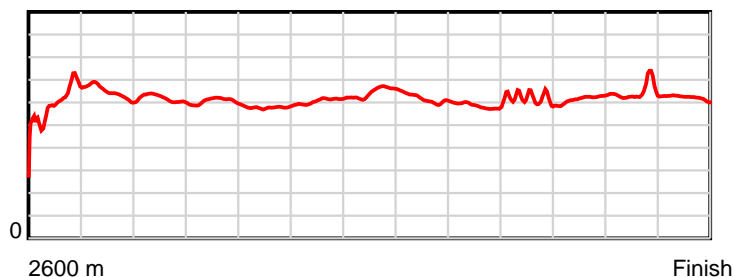
HRNZ and NZMTC and Thoroughbred Ratings Pty Ltd accepts no responsibility for the completeness or accuracy of any of the information contained herein, and makes no representations about its suitability for any particular purpose. Users should make their own judgements about those matters and/or seek independent advice. You assume all risks associated with use of the data provided on this page.

Race Results

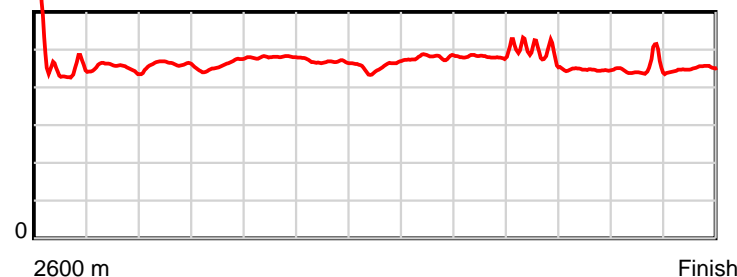
June 28, 2020, Race 3, HYDROFLOW PACE, Distance 2600m, Addington - Survey 3200m

Result	TAB no.	Horse (Barrier)	2200m to	2000m to	1800m to	1600m to	1400m to	1200m to	1000m to	800m to	600m to	400m to	200m to	Total or	Margin
2nd	4	Prairie (4)	2000m	1800m	1600m	1400m	1200m	1000m	800m	600m	400m	200m	WP	Average	
		Position in running (margin)	5(4.4)	3(3.5)	1(0.0)	1(0.0)	1(0.0)	2(0.4)	2(0.1)	1(0.0)	1(0.0)	1(0.0)	1(0.0)		0.00
		Sectional time (s)	15.09	15.18	16.68	15.39	14.13	15.46	16.23	16.03	14.49	14.04	14.62		
		Cumulative time (s)	167.34	152.25	137.07	120.39	105.00	90.87	75.41	59.18	43.15	28.66	14.62	3:17.87	
		Speed (m/s)	13.25	13.18	11.99	13.00	14.15	12.94	12.32	12.48	13.80	14.25	13.68	13.14	
		Stride length (m)	6.13	6.05	5.76	6.08	6.46	6.21	5.93	6.07	6.16	6.38	6.16	6.12	
		Stride duration (s)	0.462	0.459	0.480	0.468	0.456	0.480	0.481	0.486	0.446	0.448	0.450	0.465	
		Stride efficiency (%)	58.67	57.29	51.79	57.71	65.21	60.33	54.97	57.51	59.33	63.61	59.33	58.45	
		Stride count	32.64	33.03	34.74	32.91	30.96	32.19	33.72	32.97	32.46	31.35	32.46	425.11	

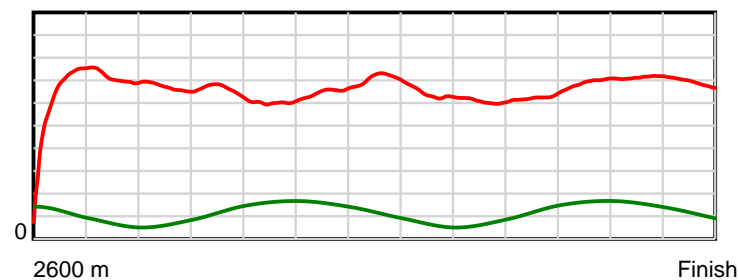
10 m Stride length



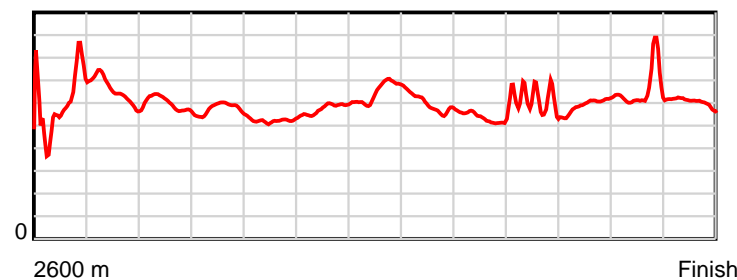
0.6 s Stride duration



20 m/sec Speed



100 % Stride efficiency



Note: Horizontal distance axis grid lines are 200m furlongs.

Disclaimer.

HRNZ and NZMTC and Thoroughbred Ratings Pty Ltd accepts no responsibility for the completeness or accuracy of any of the information contained herein, and makes no representations about its suitability for any particular purpose. Users should make their own judgements about those matters and/or seek independent advice. You assume all risks associated with use of the data provided on this page.



Race Results



June 28, 2020, Race 3, HYDROFLOW PACE, Distance 2600m, Addington - Survey 3200m

Result	TAB no.	Horse (Barrier)	2600 to	2400m to
3rd	8	Ashes To Ashes (7)	2400m	2200m
		Position in running (margin)	-	1(0.0)
		Sectional time (s)	15.62	14.62
		Cumulative time (s)	198.06	182.44
		Speed (m/s)	12.81	13.68
		Stride length (m)	5.67	6.24
		Stride duration (s)	0.427	0.456
		Stride efficiency (%)	50.31	60.89
		Stride count	35.25	32.04

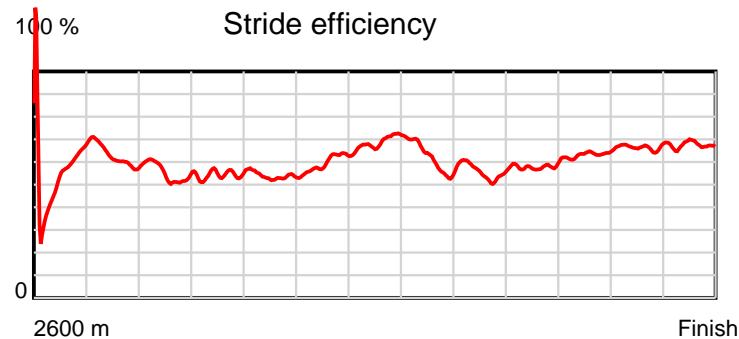
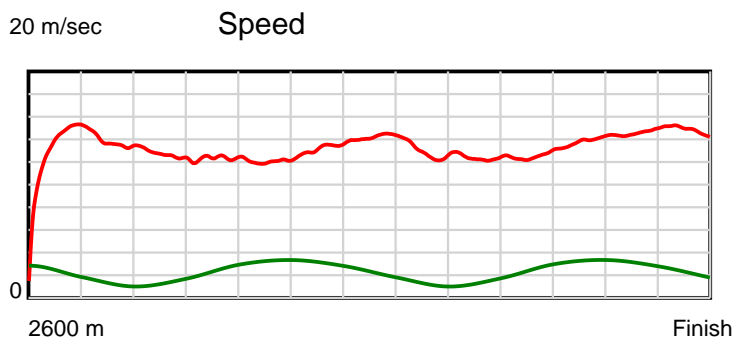
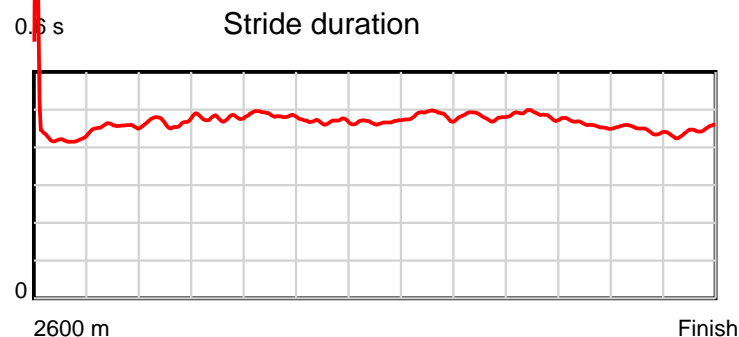
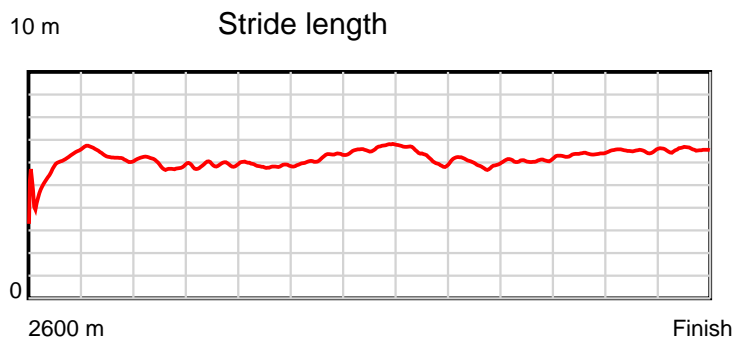
Disclaimer.

HRNZ and NZMTC and Thoroughbred Ratings Pty Ltd accepts no responsibility for the completeness or accuracy of any of the information contained herein, and makes no representations about its suitability for any particular purpose. Users should make their own judgements about those matters and/or seek independent advice. You assume all risks associated with use of the data provided on this page.

Race Results

June 28, 2020, Race 3, HYDROFLOW PACE, Distance 2600m, Addington - Survey 3200m

Result	TAB no.	Horse (Barrier)	2200m to	2000m to	1800m to	1600m to	1400m to	1200m to	1000m to	800m to	600m to	400m to	200m to	Total or	Margin
3rd	8	Ashes To Ashes (7)	2000m	1800m	1600m	1400m	1200m	1000m	800m	600m	400m	200m	WP	Average	
		Position in running (margin)	3(2.1)	4(5.0)	6(7.1)	6(6.5)	7(6.2)	7(6.1)	8(7.8)	8(7.0)	8(6.5)	7(7.5)	5(6.2)		1.10
		Sectional time (s)	15.73	16.10	16.58	15.34	14.06	15.79	16.11	15.95	14.66	13.81	13.69		
		Cumulative time (s)	167.82	152.09	135.99	119.41	104.07	90.01	74.22	58.11	42.16	27.50	13.69	3:18.06	
		Speed (m/s)	12.71	12.42	12.06	13.04	14.22	12.67	12.41	12.54	13.64	14.48	14.61	13.13	
		Stride length (m)	5.94	5.94	5.86	6.12	6.65	6.14	5.98	6.11	6.28	6.48	6.48	6.13	
		Stride duration (s)	0.467	0.478	0.486	0.469	0.467	0.485	0.482	0.487	0.460	0.448	0.443	0.467	
		Stride efficiency (%)	55.15	55.12	53.64	58.45	69.07	58.96	55.85	58.29	61.67	65.64	65.55	58.79	
		Stride count	33.67	33.67	34.13	32.70	30.08	32.56	33.45	32.75	31.84	30.86	30.88	423.88	



Note: Horizontal distance axis grid lines are 200m furlongs.

Disclaimer.

HRNZ and NZMTC and Thoroughbred Ratings Pty Ltd accepts no responsibility for the completeness or accuracy of any of the information contained herein, and makes no representations about its suitability for any particular purpose. Users should make their own judgements about those matters and/or seek independent advice. You assume all risks associated with use of the data provided on this page.



Race Results



June 28, 2020, Race 3, HYDROFLOW PACE, Distance 2600m, Addington - Survey 3200m

Result	TAB no.	Horse (Barrier)	2600 to 2400m	2400m to 2200m
4th	9	Megarock (8)		
		Position in running (margin)	-	3(1.1)
		Sectional time (s)	15.91	14.20
		Cumulative time (s)	198.17	182.26
		Speed (m/s)	12.57	14.08
		Stride length (m)	6.10	6.54
		Stride duration (s)	0.462	0.465
		Stride efficiency (%)	58.21	66.87
		Stride count	32.77	30.57

Disclaimer.

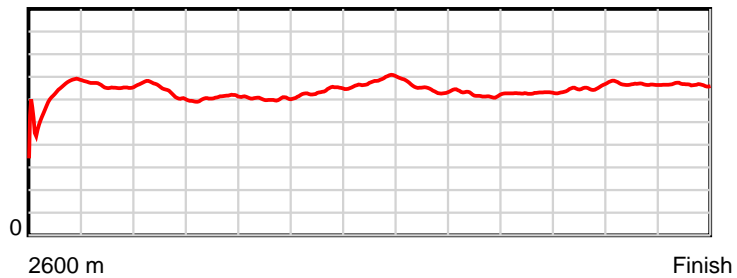
HRNZ and NZMTC and Thoroughbred Ratings Pty Ltd accepts no responsibility for the completeness or accuracy of any of the information contained herein, and makes no representations about its suitability for any particular purpose. Users should make their own judgements about those matters and/or seek independent advice. You assume all risks associated with use of the data provided on this page.

Race Results

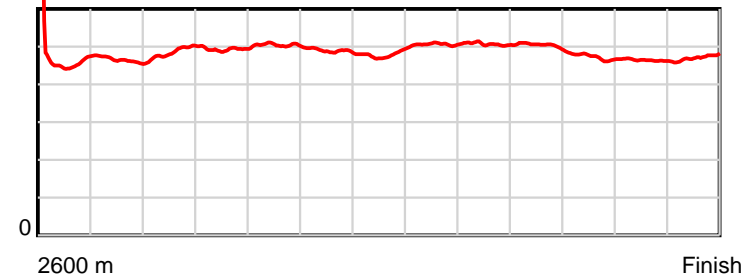
June 28, 2020, Race 3, HYDROFLOW PACE, Distance 2600m, Addington - Survey 3200m

Result	TAB no.	Horse (Barrier)	2200m to	2000m to	1800m to	1600m to	1400m to	1200m to	1000m to	800m to	600m to	400m to	200m to	Total or	Margin
4th	9	Megarock (8)	2000m	1800m	1600m	1400m	1200m	1000m	800m	600m	400m	200m	WP	Average	
		Position in running (margin)	2(0.7)	1(0.0)	2(2.3)	2(2.0)	2(2.2)	3(2.2)	4(2.1)	3(2.3)	3(2.2)	2(3.0)	3(3.1)		1.70
		Sectional time (s)	15.13	16.14	16.63	15.42	14.06	15.50	16.27	16.02	14.62	14.05	14.22		
		Cumulative time (s)	168.06	152.93	136.79	120.16	104.74	90.68	75.18	58.91	42.89	28.27	14.22	3:18.17	
		Speed (m/s)	13.22	12.39	12.03	12.97	14.22	12.90	12.29	12.48	13.68	14.23	14.06	13.12	
		Stride length (m)	6.44	6.11	6.07	6.34	6.83	6.53	6.23	6.29	6.46	6.61	6.64	6.39	
		Stride duration (s)	0.487	0.493	0.505	0.489	0.480	0.506	0.507	0.504	0.473	0.464	0.472	0.487	
		Stride efficiency (%)	64.72	58.34	57.53	62.86	72.86	66.68	60.59	61.75	65.28	68.22	68.82	63.82	
		Stride count	31.08	32.73	32.96	31.53	29.29	30.62	32.12	31.81	30.94	30.27	30.14	406.83	

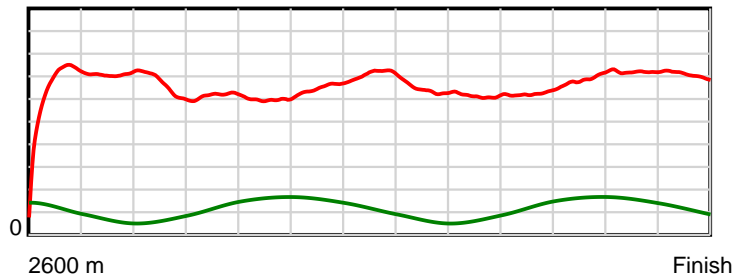
10 m Stride length



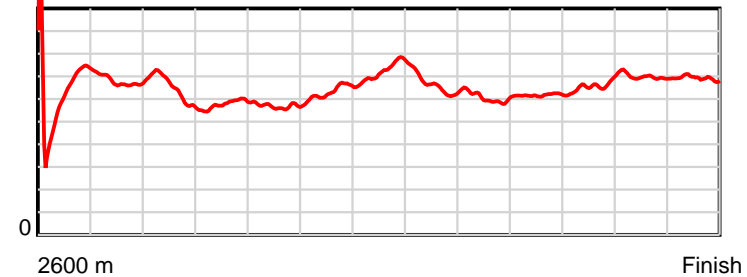
0.6 s Stride duration



20 m/sec Speed



100 % Stride efficiency



Note: Horizontal distance axis grid lines are 200m furlongs.

Disclaimer.

HRNZ and NZMTC and Thoroughbred Ratings Pty Ltd accepts no responsibility for the completeness or accuracy of any of the information contained herein, and makes no representations about its suitability for any particular purpose. Users should make their own judgements about those matters and/or seek independent advice. You assume all risks associated with use of the data provided on this page.



Race Results



June 28, 2020, Race 3, HYDROFLOW PACE, Distance 2600m, Addington - Survey 3200m

Result	TAB no.	Horse (Barrier)	2600 to	2400m to
5th	10	Pembrook Tilly (9)	2400m	2200m
		Position in running (margin)	-	2(0.0)
		Sectional time (s)	15.52	14.27
		Cumulative time (s)	198.79	183.27
		Speed (m/s)	12.89	14.02
		Stride length (m)	5.50	6.25
		Stride duration (s)	0.431	0.446
		Stride efficiency (%)	47.34	61.11
		Stride count	36.34	31.98

Disclaimer.

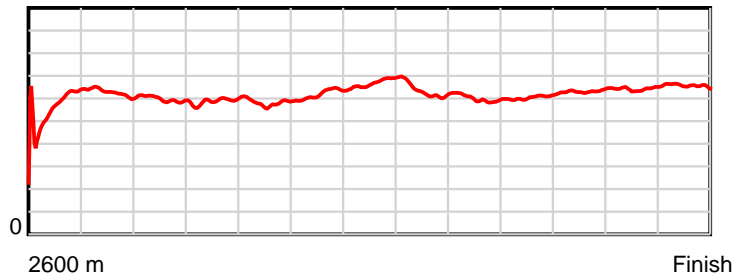
HRNZ and NZMTC and Thoroughbred Ratings Pty Ltd accepts no responsibility for the completeness or accuracy of any of the information contained herein, and makes no representations about its suitability for any particular purpose. Users should make their own judgements about those matters and/or seek independent advice. You assume all risks associated with use of the data provided on this page.

Race Results

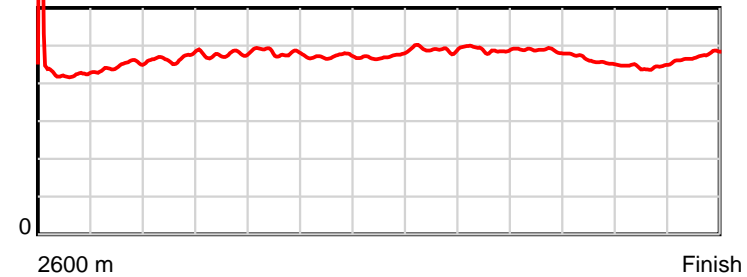
June 28, 2020, Race 3, HYDROFLOW PACE, Distance 2600m, Addington - Survey 3200m

Result	TAB no.	Horse (Barrier)	2200m to	2000m to	1800m to	1600m to	1400m to	1200m to	1000m to	800m to	600m to	400m to	200m to	Total or	Margin
5th	10	Pembrook Tilly (9)	2000m	1800m	1600m	1400m	1200m	1000m	800m	600m	400m	200m	WP	Average	
		Position in running (margin)	1(0.0)	2(2.5)	4(4.7)	5(5.5)	5(4.1)	5(4.0)	6(4.3)	6(4.3)	6(4.3)	4(5.7)	4(6.0)		5.10
		Sectional time (s)	15.66	16.12	16.80	15.17	14.04	15.56	16.24	16.04	14.73	14.09	14.55		
		Cumulative time (s)	169.00	153.34	137.22	120.42	105.25	91.21	75.65	59.41	43.37	28.64	14.55	3:18.79	
		Speed (m/s)	12.77	12.41	11.90	13.18	14.25	12.85	12.32	12.47	13.58	14.19	13.75	13.08	
		Stride length (m)	5.97	5.91	5.75	6.21	6.72	6.30	6.02	6.08	6.27	6.31	6.50	6.12	
		Stride duration (s)	0.468	0.476	0.483	0.471	0.472	0.491	0.489	0.488	0.461	0.444	0.473	0.468	
		Stride efficiency (%)	55.75	54.50	51.59	60.30	70.61	62.12	56.67	57.77	61.37	62.15	66.07	58.59	
		Stride count	33.48	33.87	34.81	32.20	29.75	31.72	33.21	32.89	31.91	31.71	30.76	424.63	

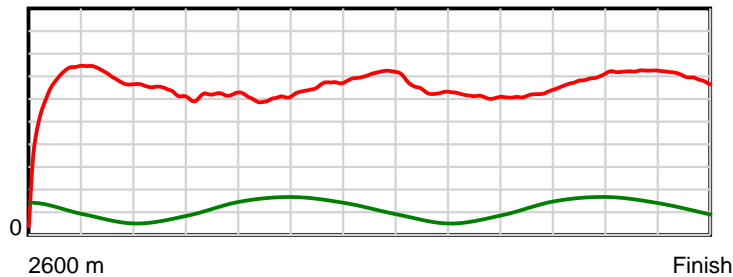
10 m Stride length



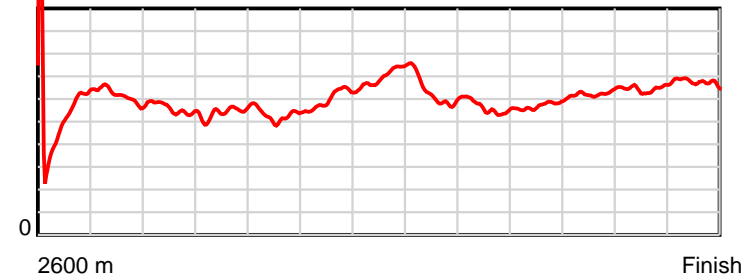
0.5 s Stride duration



20 m/sec Speed



100 % Stride efficiency



Note: Horizontal distance axis grid lines are 200m furlongs.

Disclaimer.

HRNZ and NZMTC and Thoroughbred Ratings Pty Ltd accepts no responsibility for the completeness or accuracy of any of the information contained herein, and makes no representations about its suitability for any particular purpose. Users should make their own judgements about those matters and/or seek independent advice. You assume all risks associated with use of the data provided on this page.



Race Results



June 28, 2020, Race 3, HYDROFLOW PACE, Distance 2600m, Addington - Survey 3200m

Result	TAB no.	Horse (Barrier)	2600 to	2400m to
6th	1	Kusanova (1)	2400m	2200m
		Position in running (margin)	-	8(7.5)
		Sectional time (s)	16.93	14.24
		Cumulative time (s)	199.09	182.16
		Speed (m/s)	11.81	14.04
		Stride length (m)	5.83	6.17
		Stride duration (s)	0.446	0.439
		Stride efficiency (%)	53.04	59.40
		Stride count	34.33	32.44

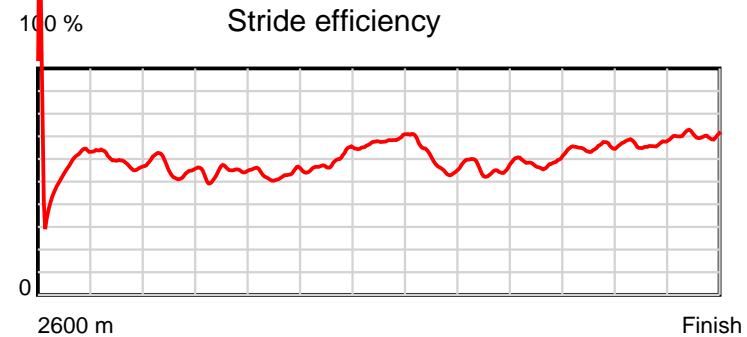
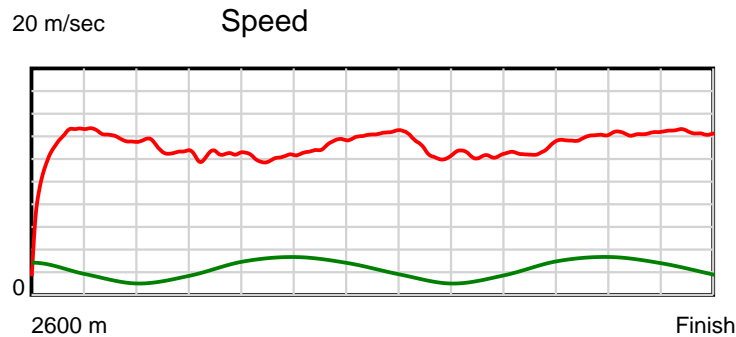
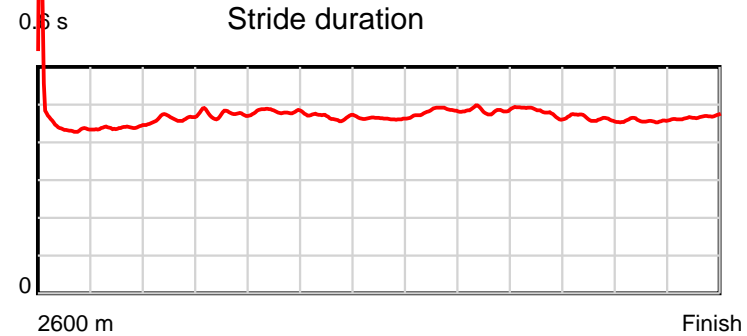
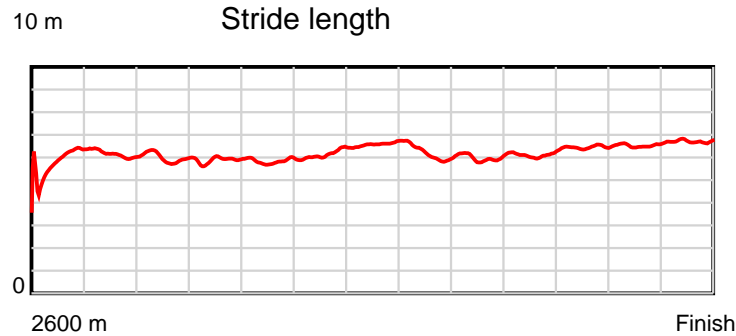
Disclaimer.

HRNZ and NZMTC and Thoroughbred Ratings Pty Ltd accepts no responsibility for the completeness or accuracy of any of the information contained herein, and makes no representations about its suitability for any particular purpose. Users should make their own judgements about those matters and/or seek independent advice. You assume all risks associated with use of the data provided on this page.

Race Results

June 28, 2020, Race 3, HYDROFLOW PACE, Distance 2600m, Addington - Survey 3200m

Result	TAB no.	Horse (Barrier)	2200m to	2000m to	1800m to	1600m to	1400m to	1200m to	1000m to	800m to	600m to	400m to	200m to	Total or	Margin
6th	1	Kusanova (1)	2000m	1800m	1600m	1400m	1200m	1000m	800m	600m	400m	200m	WP	Average	
		Position in running (margin)	7(7.3)	7(7.7)	9(10.1)	11(10.6)	11(9.8)	11(9.7)	12(11.6)	12(10.9)	11(9.3)	9(9.8)	7(9.9)		6.80
		Sectional time (s)	15.32	16.16	16.76	15.26	14.03	15.83	16.13	15.77	14.57	14.07	14.02		
		Cumulative time (s)	167.92	152.60	136.44	119.68	104.42	90.39	74.56	58.43	42.66	28.09	14.02	3:19.09	
		Speed (m/s)	13.05	12.38	11.93	13.11	14.26	12.63	12.40	12.68	13.73	14.21	14.27	13.06	
		Stride length (m)	6.05	5.89	5.75	6.13	6.60	6.10	6.01	6.09	6.37	6.50	6.66	6.15	
		Stride duration (s)	0.463	0.476	0.482	0.468	0.463	0.483	0.485	0.480	0.464	0.458	0.467	0.471	
		Stride efficiency (%)	57.14	54.15	51.76	58.77	67.98	58.17	56.48	57.95	63.38	66.12	69.41	59.17	
		Stride count	33.07	33.97	34.75	32.61	30.32	32.78	33.27	32.84	31.40	30.75	30.01	422.54	



Note: Horizontal distance axis grid lines are 200m furlongs.

Disclaimer.

HRNZ and NZMTC and Thoroughbred Ratings Pty Ltd accepts no responsibility for the completeness or accuracy of any of the information contained herein, and makes no representations about its suitability for any particular purpose. Users should make their own judgements about those matters and/or seek independent advice. You assume all risks associated with use of the data provided on this page.



Race Results



June 28, 2020, Race 3, HYDROFLOW PACE, Distance 2600m, Addington - Survey 3200m

Result	TAB no.	Horse (Barrier)	2600 to 2400m	2400m to 2200m
7th	12	Boom (11)		
		Position in running (margin)	-	14(19.8)
		Sectional time (s)	18.77	14.63
		Cumulative time (s)	199.22	180.45
		Speed (m/s)	10.66	13.67
		Stride length (m)	5.60	6.26
		Stride duration (s)	0.456	0.458
		Stride efficiency (%)	48.93	61.18
		Stride count	35.74	31.96

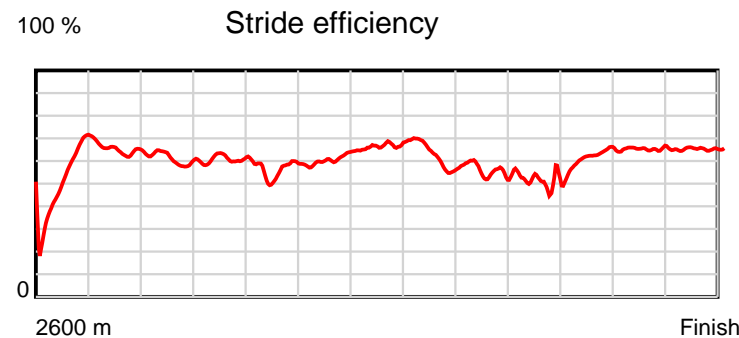
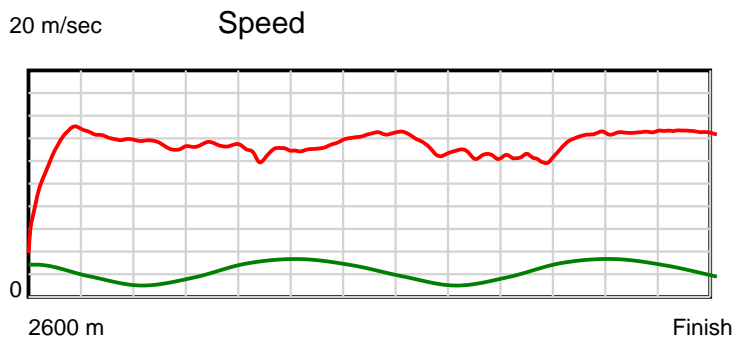
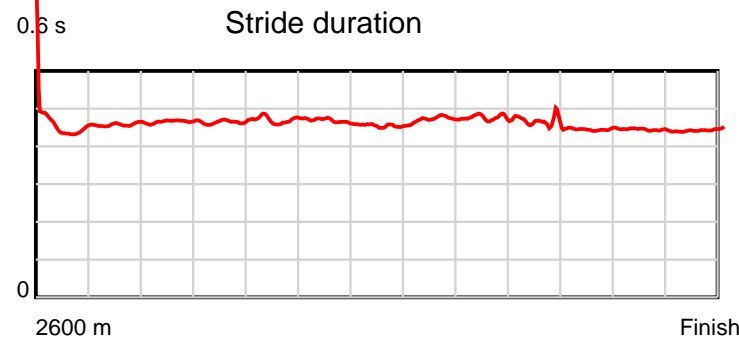
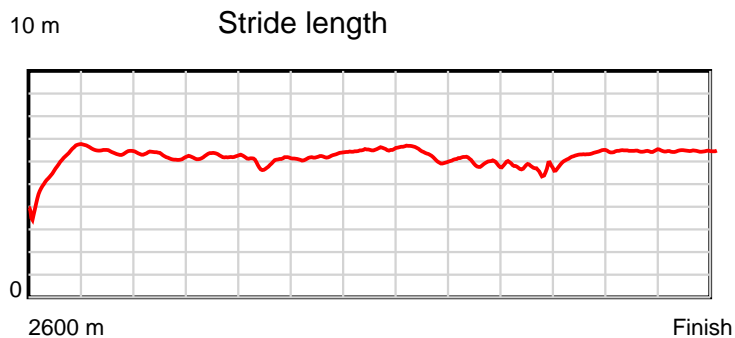
Disclaimer.

HRNZ and NZMTC and Thoroughbred Ratings Pty Ltd accepts no responsibility for the completeness or accuracy of any of the information contained herein, and makes no representations about its suitability for any particular purpose. Users should make their own judgements about those matters and/or seek independent advice. You assume all risks associated with use of the data provided on this page.

Race Results

June 28, 2020, Race 3, HYDROFLOW PACE, Distance 2600m, Addington - Survey 3200m

Result	TAB no.	Horse (Barrier)	2200m to	2000m to	1800m to	1600m to	1400m to	1200m to	1000m to	800m to	600m to	400m to	200m to	Total or	Margin
7th	12	Boom (11)	2000m	1800m	1600m	1400m	1200m	1000m	800m	600m	400m	200m	WP	Average	
		Position in running (margin)	14(22.0)	13(21.4)	13(16.9)	14(14.0)	14(13.9)	13(12.8)	13(12.8)	13(12.1)	15(13.3)	13(13.3)	9(12.5)		7.50
		Sectional time (s)	15.14	15.02	16.19	15.38	13.89	15.51	16.12	16.24	14.48	13.91	13.94		
		Cumulative time (s)	165.82	150.68	135.66	119.47	104.09	90.20	74.69	58.57	42.33	27.85	13.94	3:19.22	
		Speed (m/s)	13.21	13.32	12.35	13.00	14.40	12.89	12.41	12.32	13.81	14.38	14.35	13.05	
		Stride length (m)	6.15	6.18	5.81	6.08	6.53	6.11	5.91	5.67	6.15	6.38	6.37	6.08	
		Stride duration (s)	0.466	0.464	0.471	0.468	0.454	0.474	0.476	0.461	0.445	0.444	0.444	0.466	
		Stride efficiency (%)	59.14	59.71	52.79	57.80	66.69	58.30	54.61	50.27	59.03	63.57	63.41	57.78	
		Stride count	32.51	32.35	34.41	32.88	30.61	32.74	33.83	35.26	32.54	31.36	31.40	427.59	



Note: Horizontal distance axis grid lines are 200m furlongs.

Disclaimer.

HRNZ and NZMTC and Thoroughbred Ratings Pty Ltd accepts no responsibility for the completeness or accuracy of any of the information contained herein, and makes no representations about its suitability for any particular purpose. Users should make their own judgements about those matters and/or seek independent advice. You assume all risks associated with use of the data provided on this page.



Race Results



June 28, 2020, Race 3, HYDROFLOW PACE, Distance 2600m, Addington - Survey 3200m

Result	TAB no.	Horse (Barrier)	2600 to	2400m to
8th	14	Southern Storm (13)	2400m	2200m
		Position in running (margin)	-	9(9.3)
		Sectional time (s)	17.10	14.69
		Cumulative time (s)	199.26	182.16
		Speed (m/s)	11.70	13.61
		Stride length (m)	5.21	5.79
		Stride duration (s)	0.409	0.426
		Stride efficiency (%)	42.42	52.46
		Stride count	38.39	34.52

Disclaimer.

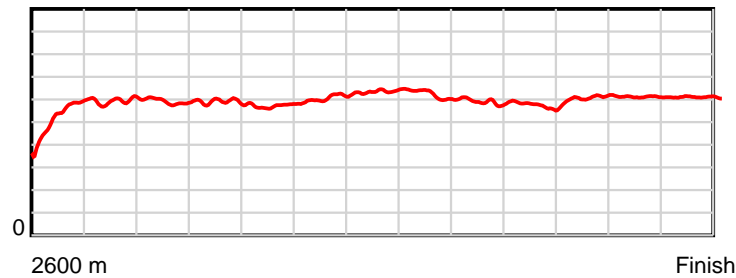
HRNZ and NZMTC and Thoroughbred Ratings Pty Ltd accepts no responsibility for the completeness or accuracy of any of the information contained herein, and makes no representations about its suitability for any particular purpose. Users should make their own judgements about those matters and/or seek independent advice. You assume all risks associated with use of the data provided on this page.

Race Results

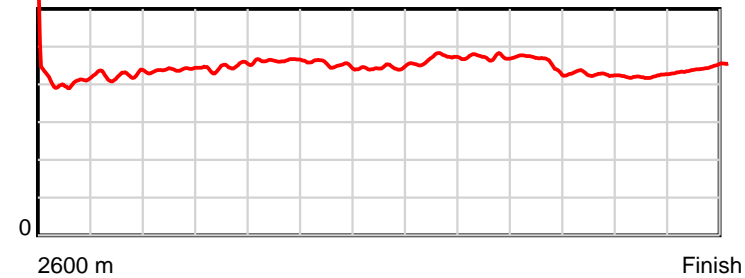
June 28, 2020, Race 3, HYDROFLOW PACE, Distance 2600m, Addington - Survey 3200m

Result	TAB no.	Horse (Barrier)	2200m to	2000m to	1800m to	1600m to	1400m to	1200m to	1000m to	800m to	600m to	400m to	200m to	Total or	Margin
8th	14	Southern Storm (13)	2000m	1800m	1600m	1400m	1200m	1000m	800m	600m	400m	200m	WP	Average	
		Position in running (margin)	9(11.7)	9(11.2)	7(8.0)	7(7.9)	8(6.6)	8(6.9)	7(6.0)	7(5.9)	7(5.5)	5(6.0)	6(7.6)		7.70
		Sectional time (s)	15.15	15.22	16.66	15.18	14.12	15.36	16.23	15.96	14.58	14.30	14.71		
		Cumulative time (s)	167.47	152.32	137.10	120.44	105.26	91.14	75.78	59.55	43.59	29.01	14.71	3:19.26	
		Speed (m/s)	13.20	13.14	12.00	13.18	14.16	13.02	12.32	12.53	13.72	13.99	13.60	13.05	
		Stride length (m)	5.80	5.86	5.57	5.96	6.31	6.09	5.83	5.71	5.86	5.91	6.05	5.83	
		Stride duration (s)	0.439	0.446	0.464	0.452	0.446	0.468	0.473	0.456	0.427	0.423	0.445	0.447	
		Stride efficiency (%)	52.49	53.70	48.40	55.52	62.23	58.03	53.08	50.94	53.59	54.64	57.27	53.13	
		Stride count	34.51	34.12	35.94	33.55	31.69	32.82	34.31	35.03	34.15	33.82	33.04	445.89	

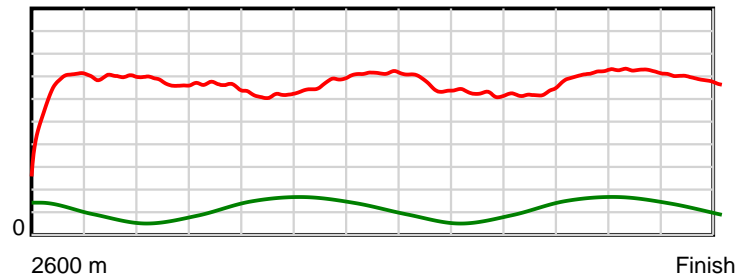
10 m Stride length



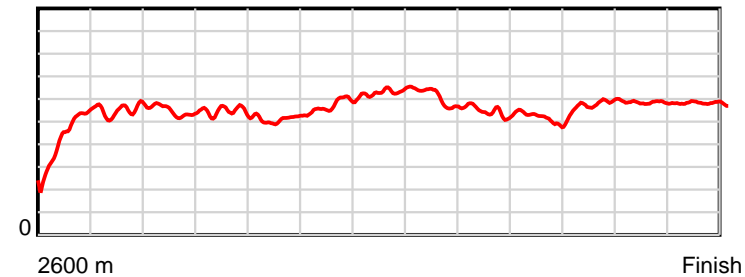
0.6 s Stride duration



20 m/sec Speed



100 % Stride efficiency



Note: Horizontal distance axis grid lines are 200m furlongs.

Disclaimer.

HRNZ and NZMTC and Thoroughbred Ratings Pty Ltd accepts no responsibility for the completeness or accuracy of any of the information contained herein, and makes no representations about its suitability for any particular purpose. Users should make their own judgements about those matters and/or seek independent advice. You assume all risks associated with use of the data provided on this page.



Race Results



June 28, 2020, Race 3, HYDROFLOW PACE, Distance 2600m, Addington - Survey 3200m

Result	TAB no.	Horse (Barrier)	2600 to	2400m to
9th	15	Kingsdown Atom (14)	2400m	2200m
		Position in running (margin)	-	10(11.4)
		Sectional time (s)	17.54	14.77
		Cumulative time (s)	200.51	182.97
		Speed (m/s)	11.40	13.54
		Stride length (m)	5.44	6.03
		Stride duration (s)	0.442	0.445
		Stride efficiency (%)	46.17	56.81
		Stride count	36.80	33.17

Disclaimer.

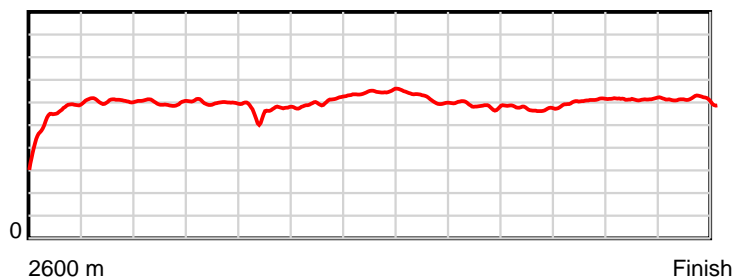
HRNZ and NZMTC and Thoroughbred Ratings Pty Ltd accepts no responsibility for the completeness or accuracy of any of the information contained herein, and makes no representations about its suitability for any particular purpose. Users should make their own judgements about those matters and/or seek independent advice. You assume all risks associated with use of the data provided on this page.

Race Results

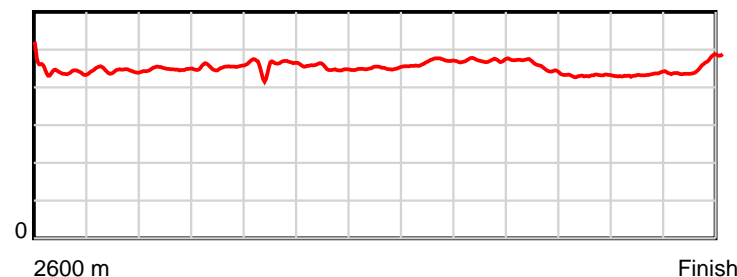
June 28, 2020, Race 3, HYDROFLOW PACE, Distance 2600m, Addington - Survey 3200m

Result	TAB no.	Horse (Barrier)	2200m to	2000m to	1800m to	1600m to	1400m to	1200m to	1000m to	800m to	600m to	400m to	200m to	Total or	Margin
9th	15	Kingsdown Atom (14)	2000m	1800m	1600m	1400m	1200m	1000m	800m	600m	400m	200m	WP	Average	
		Position in running (margin)	10(14.4)	10(13.8)	10(10.4)	10(9.6)	10(9.0)	10(8.7)	9(8.0)	9(8.4)	9(7.5)	8(8.8)	8(12.4)		14.70
		Sectional time (s)	15.14	15.18	16.55	15.30	14.00	15.41	16.31	15.87	14.71	14.64	15.09		
		Cumulative time (s)	168.20	153.06	137.88	121.33	106.03	92.03	76.62	60.31	44.44	29.73	15.09	3:20.51	
		Speed (m/s)	13.21	13.18	12.08	13.07	14.29	12.98	12.26	12.60	13.60	13.66	13.25	12.97	
		Stride length (m)	5.93	5.98	5.55	5.90	6.45	6.07	5.79	5.74	5.86	5.93	6.11	5.90	
		Stride duration (s)	0.449	0.454	0.460	0.451	0.451	0.467	0.472	0.455	0.431	0.434	0.461	0.455	
		Stride efficiency (%)	54.89	55.89	48.18	54.42	64.92	57.54	52.32	51.46	53.67	54.99	58.31	54.30	
		Stride count	33.74	33.44	36.02	33.89	31.03	32.96	34.56	34.85	34.13	33.72	32.74	441.05	

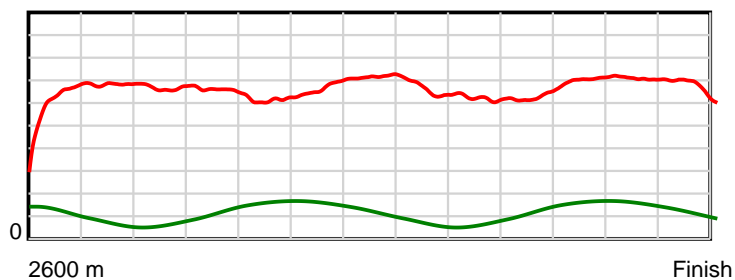
10 m Stride length



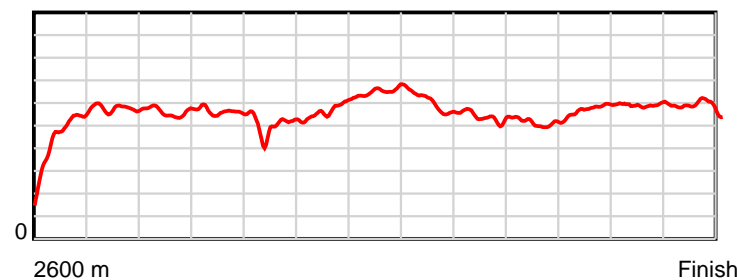
0.6 s Stride duration



20 m/sec Speed



100 % Stride efficiency



Note: Horizontal distance axis grid lines are 200m furlongs.

Disclaimer.

HRNZ and NZMTC and Thoroughbred Ratings Pty Ltd accepts no responsibility for the completeness or accuracy of any of the information contained herein, and makes no representations about its suitability for any particular purpose. Users should make their own judgements about those matters and/or seek independent advice. You assume all risks associated with use of the data provided on this page.



Race Results



June 28, 2020, Race 3, HYDROFLOW PACE, Distance 2600m, Addington - Survey 3200m

Result	TAB no.	Horse (Barrier)	2600 to	2400m to
10th	2	Reklaw's Jules (2)	2400m	2200m
		Position in running (margin)	-	4(3.2)
		Sectional time (s)	16.08	14.40
		Cumulative time (s)	200.69	184.61
		Speed (m/s)	12.44	13.89
		Stride length (m)	5.48	6.24
		Stride duration (s)	0.418	0.449
		Stride efficiency (%)	46.92	60.85
		Stride count	36.50	32.05

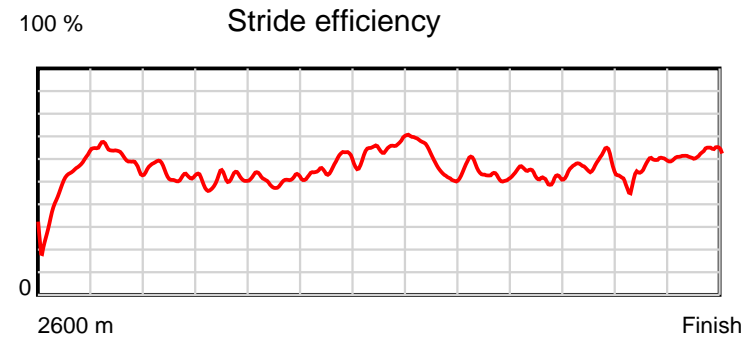
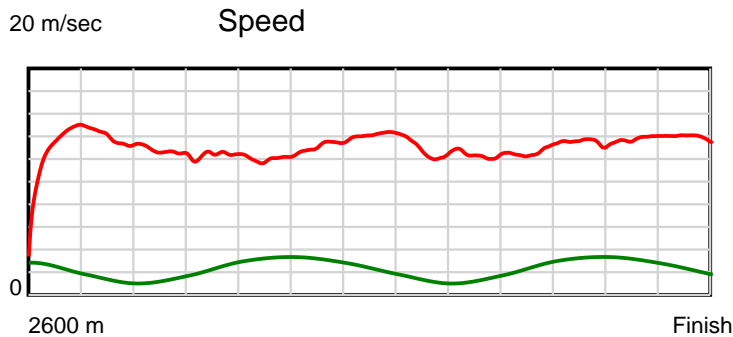
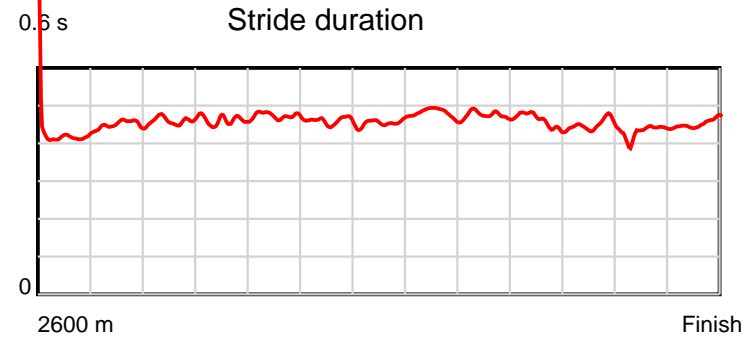
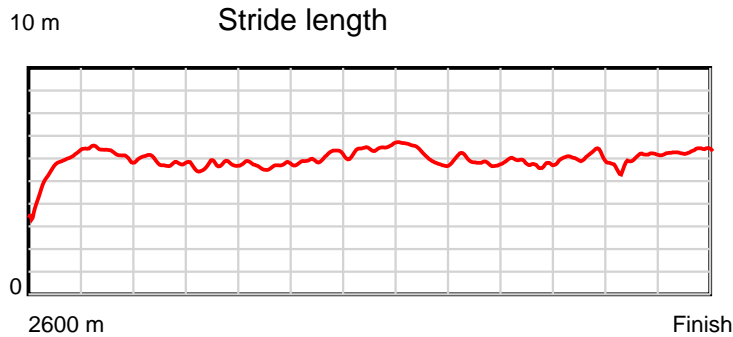
Disclaimer.

HRNZ and NZMTC and Thoroughbred Ratings Pty Ltd accepts no responsibility for the completeness or accuracy of any of the information contained herein, and makes no representations about its suitability for any particular purpose. Users should make their own judgements about those matters and/or seek independent advice. You assume all risks associated with use of the data provided on this page.

Race Results

June 28, 2020, Race 3, HYDROFLOW PACE, Distance 2600m, Addington - Survey 3200m

Result	TAB no.	Horse (Barrier)	2200m to	2000m to	1800m to	1600m to	1400m to	1200m to	1000m to	800m to	600m to	400m to	200m to	Total or	Margin
10th	2	Reklaw's Jules (2)	2000m	1800m	1600m	1400m	1200m	1000m	800m	600m	400m	200m	WP	Average	
		Position in running (margin)	4(3.9)	5(6.2)	8(8.4)	8(8.6)	9(7.9)	9(8.4)	10(9.4)	10(8.6)	10(7.5)	11(12.0)	11(17.4)		15.70
		Sectional time (s)	15.62	16.12	16.71	15.29	14.13	15.70	16.09	15.87	15.23	14.94	14.51		
		Cumulative time (s)	170.21	154.59	138.47	121.76	106.47	92.34	76.64	60.55	44.68	29.45	14.51	3:20.69	
		Speed (m/s)	12.80	12.41	11.97	13.08	14.15	12.74	12.43	12.60	13.13	13.39	13.78	12.96	
		Stride length (m)	5.90	5.72	5.67	6.01	6.45	6.11	5.91	5.79	5.91	5.75	6.26	5.93	
		Stride duration (s)	0.461	0.461	0.474	0.459	0.456	0.479	0.475	0.459	0.450	0.429	0.454	0.458	
		Stride efficiency (%)	54.47	51.20	50.22	56.45	64.94	58.33	54.55	52.38	54.53	51.66	61.25	54.90	
		Stride count	33.87	34.94	35.28	33.27	31.02	32.74	33.85	34.55	33.86	34.78	31.95	438.66	



Note: Horizontal distance axis grid lines are 200m furlongs.

Disclaimer.

HRNZ and NZMTC and Thoroughbred Ratings Pty Ltd accepts no responsibility for the completeness or accuracy of any of the information contained herein, and makes no representations about its suitability for any particular purpose. Users should make their own judgements about those matters and/or seek independent advice. You assume all risks associated with use of the data provided on this page.



Race Results



June 28, 2020, Race 3, HYDROFLOW PACE, Distance 2600m, Addington - Survey 3200m

Result	TAB no.	Horse (Barrier)	2600 to	2400m to
11th	18	Mathilda (0)	2400m	2200m
		Position in running (margin)	-	12(15.4)
		Sectional time (s)	18.34	14.81
		Cumulative time (s)	201.38	183.04
		Speed (m/s)	10.91	13.50
		Stride length (m)	6.07	6.63
		Stride duration (s)	0.488	0.491
		Stride efficiency (%)	57.67	68.77
		Stride count	32.92	30.15

Disclaimer.

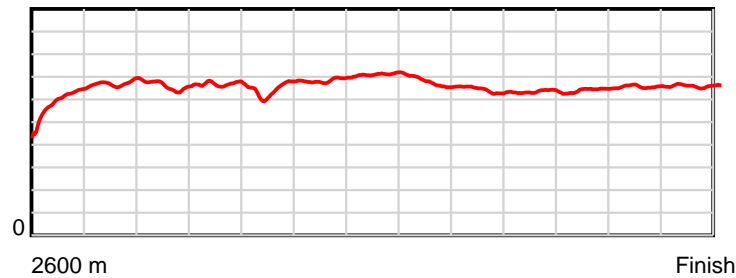
HRNZ and NZMTC and Thoroughbred Ratings Pty Ltd accepts no responsibility for the completeness or accuracy of any of the information contained herein, and makes no representations about its suitability for any particular purpose. Users should make their own judgements about those matters and/or seek independent advice. You assume all risks associated with use of the data provided on this page.

Race Results

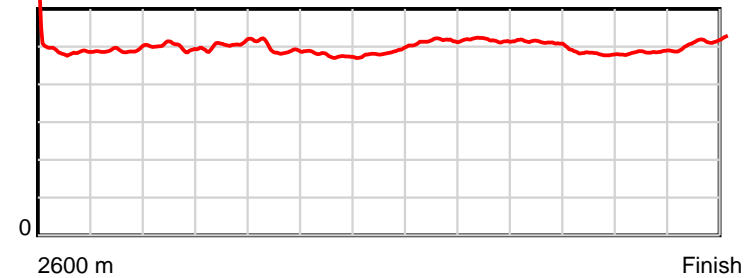
June 28, 2020, Race 3, HYDROFLOW PACE, Distance 2600m, Addington - Survey 3200m

Result	TAB no.	Horse (Barrier)	2200m to	2000m to	1800m to	1600m to	1400m to	1200m to	1000m to	800m to	600m to	400m to	200m to	Total or	Margin
11th	18	Mathilda (0)	2000m	1800m	1600m	1400m	1200m	1000m	800m	600m	400m	200m	WP	Average	
		Position in running (margin)	12(18.5)	12(18.2)	12(14.1)	9(8.7)	3(2.4)	1(0.0)	1(0.0)	2(0.1)	2(0.5)	6(6.3)	10(13.8)		19.50
		Sectional time (s)	15.18	15.07	15.77	14.35	13.66	15.52	16.25	16.11	15.46	15.27	15.59		
		Cumulative time (s)	168.23	153.05	137.98	122.21	107.86	94.20	78.68	62.43	46.32	30.86	15.59	3:21.38	
		Speed (m/s)	13.18	13.27	12.68	13.94	14.64	12.89	12.31	12.41	12.94	13.10	12.83	12.91	
		Stride length (m)	6.58	6.70	6.27	6.63	7.14	6.65	6.36	6.32	6.21	6.37	6.61	6.49	
		Stride duration (s)	0.500	0.505	0.495	0.476	0.488	0.516	0.517	0.509	0.480	0.486	0.515	0.503	
		Stride efficiency (%)	67.71	70.11	61.53	68.59	79.72	69.16	63.21	62.38	60.33	63.38	68.36	65.90	
		Stride count	30.38	29.86	31.87	30.19	28.00	30.06	31.45	31.65	32.19	31.40	30.24	400.36	

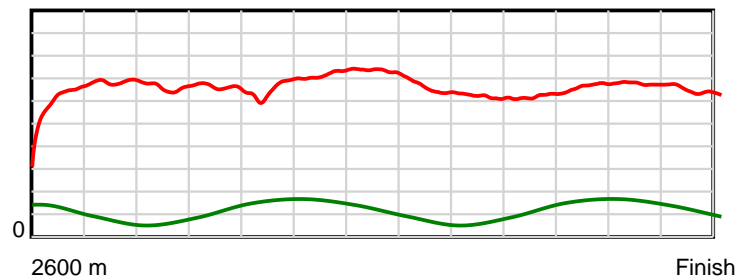
10 m Stride length



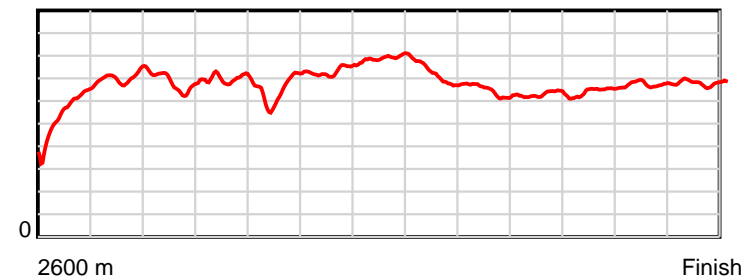
0.6 s Stride duration



20 m/sec Speed



100 % Stride efficiency



Note: Horizontal distance axis grid lines are 200m furlongs.

Disclaimer.

HRNZ and NZMTC and Thoroughbred Ratings Pty Ltd accepts no responsibility for the completeness or accuracy of any of the information contained herein, and makes no representations about its suitability for any particular purpose. Users should make their own judgements about those matters and/or seek independent advice. You assume all risks associated with use of the data provided on this page.



Race Results



June 28, 2020, Race 3, HYDROFLOW PACE, Distance 2600m, Addington - Survey 3200m

Result	TAB no.	Horse (Barrier)	2600 to	2400m to
12th	6	Rozha (6)	2400m	2200m
		Position in running (margin)	-	11(13.3)
		Sectional time (s)	17.95	14.75
		Cumulative time (s)	201.90	183.95
		Speed (m/s)	11.14	13.56
		Stride length (m)	5.35	5.95
		Stride duration (s)	0.445	0.439
		Stride efficiency (%)	44.72	55.39
		Stride count	37.39	33.59

Disclaimer.

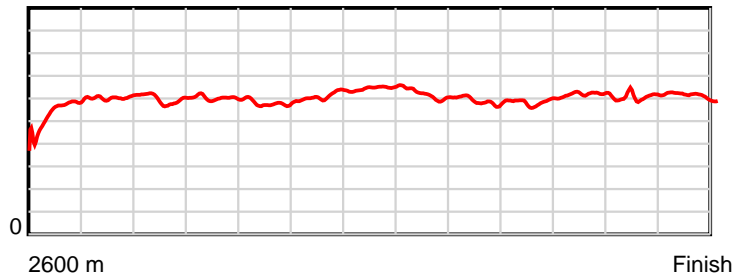
HRNZ and NZMTC and Thoroughbred Ratings Pty Ltd accepts no responsibility for the completeness or accuracy of any of the information contained herein, and makes no representations about its suitability for any particular purpose. Users should make their own judgements about those matters and/or seek independent advice. You assume all risks associated with use of the data provided on this page.

Race Results

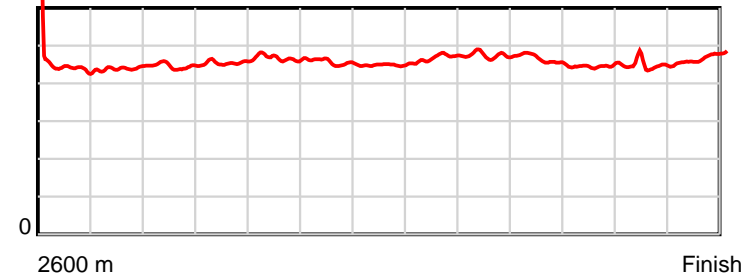
June 28, 2020, Race 3, HYDROFLOW PACE, Distance 2600m, Addington - Survey 3200m

Result	TAB no.	Horse (Barrier)	2200m to	2000m to	1800m to	1600m to	1400m to	1200m to	1000m to	800m to	600m to	400m to	200m to	Total or	Margin
12th	6	Rozha (6)	2000m	1800m	1600m	1400m	1200m	1000m	800m	600m	400m	200m	WP	Average	
		Position in running (margin)	11(16.1)	11(16.1)	11(12.3)	12(11.6)	12(10.9)	12(10.3)	11(10.1)	11(10.3)	12(9.5)	12(12.2)	12(19.5)		22.40
		Sectional time (s)	15.23	15.12	16.57	15.27	13.97	15.47	16.28	15.90	14.95	15.25	15.19		
		Cumulative time (s)	169.20	153.97	138.85	122.28	107.01	93.04	77.57	61.29	45.39	30.44	15.19	3:21.90	
		Speed (m/s)	13.13	13.23	12.07	13.10	14.32	12.93	12.29	12.58	13.38	13.11	13.17	12.88	
		Stride length (m)	5.85	6.01	5.65	5.97	6.43	6.05	5.83	5.83	5.96	5.87	6.19	5.91	
		Stride duration (s)	0.446	0.455	0.468	0.456	0.449	0.468	0.474	0.463	0.446	0.447	0.470	0.459	
		Stride efficiency (%)	53.50	56.46	49.82	55.66	64.58	57.15	53.09	53.02	55.48	53.80	59.92	54.53	
		Stride count	34.18	33.27	35.42	33.51	31.11	33.07	34.31	34.33	33.57	34.09	32.30	440.14	

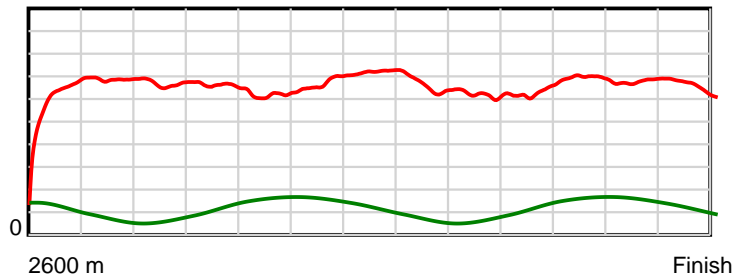
10 m Stride length



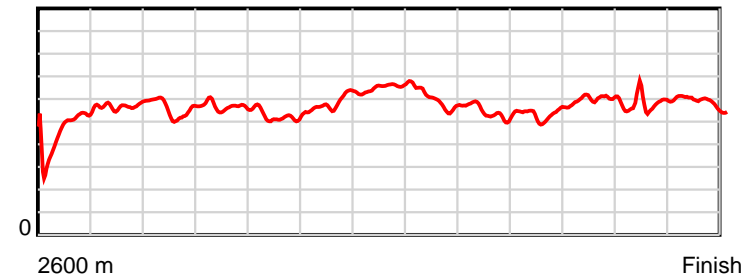
0.6 s Stride duration



20 m/sec Speed



100 % Stride efficiency



Note: Horizontal distance axis grid lines are 200m furlongs.

Disclaimer.

HRNZ and NZMTC and Thoroughbred Ratings Pty Ltd accepts no responsibility for the completeness or accuracy of any of the information contained herein, and makes no representations about its suitability for any particular purpose. Users should make their own judgements about those matters and/or seek independent advice. You assume all risks associated with use of the data provided on this page.



Race Results



June 28, 2020, Race 3, HYDROFLOW PACE, Distance 2600m, Addington - Survey 3200m

Result	TAB no.	Horse (Barrier)	2600 to	2400m to
13th	3	Charlie's Ace (3)	2400m	2200m
		Position in running (margin)	-	15(22.1)
		Sectional time (s)	19.41	14.49
		Cumulative time (s)	203.69	184.28
		Speed (m/s)	10.30	13.80
		Stride length (m)	4.95	6.24
		Stride duration (s)	0.447	0.452
		Stride efficiency (%)	38.25	60.86
		Stride count	40.42	32.05

Disclaimer.

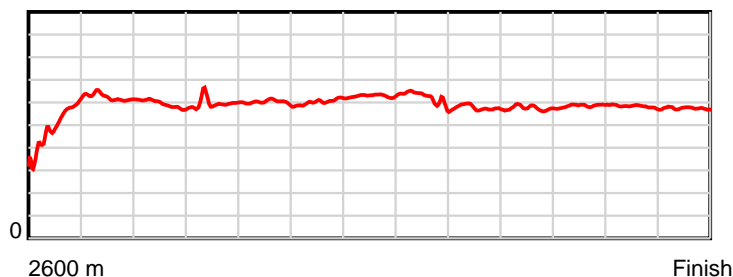
HRNZ and NZMTC and Thoroughbred Ratings Pty Ltd accepts no responsibility for the completeness or accuracy of any of the information contained herein, and makes no representations about its suitability for any particular purpose. Users should make their own judgements about those matters and/or seek independent advice. You assume all risks associated with use of the data provided on this page.

Race Results

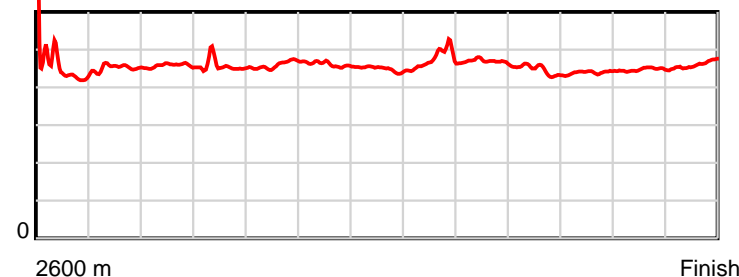
June 28, 2020, Race 3, HYDROFLOW PACE, Distance 2600m, Addington - Survey 3200m

Result	TAB no.	Horse (Barrier)	2200m to	2000m to	1800m to	1600m to	1400m to	1200m to	1000m to	800m to	600m to	400m to	200m to	Total or	Margin
13th	3	Charlie's Ace (3)	2000m	1800m	1600m	1400m	1200m	1000m	800m	600m	400m	200m	WP	Average	
		Position in running (margin)	15(23.4)	15(23.8)	15(21.3)	15(14.0)	15(14.7)	15(16.2)	15(16.1)	15(15.7)	13(12.0)	14(15.9)	14(24.5)		32.30
		Sectional time (s)	15.31	15.34	15.47	15.50	14.32	15.49	16.17	15.42	15.14	15.48	16.15		
		Cumulative time (s)	169.79	154.48	139.14	123.67	108.17	93.85	78.36	62.19	46.77	31.63	16.15	3:23.69	
		Speed (m/s)	13.06	13.04	12.93	12.90	13.97	12.91	12.37	12.97	13.21	12.92	12.38	12.76	
		Stride length (m)	5.98	5.93	5.94	5.95	6.27	6.09	5.79	5.79	5.81	5.78	5.71	5.84	
		Stride duration (s)	0.457	0.454	0.459	0.461	0.449	0.472	0.468	0.446	0.440	0.447	0.461	0.458	
		Stride efficiency (%)	55.80	54.86	55.16	55.32	61.45	57.90	52.45	52.30	52.70	52.13	51.03	53.38	
		Stride count	33.47	33.75	33.66	33.61	31.89	32.86	34.52	34.57	34.44	34.63	35.00	444.87	

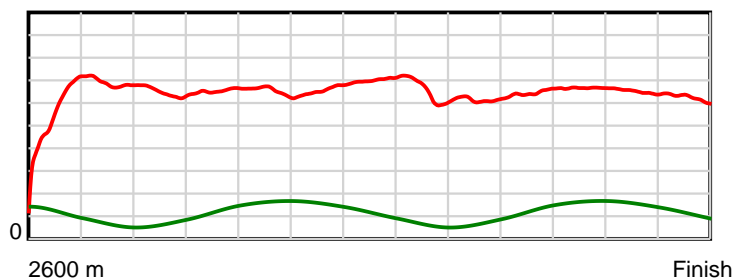
10 m Stride length



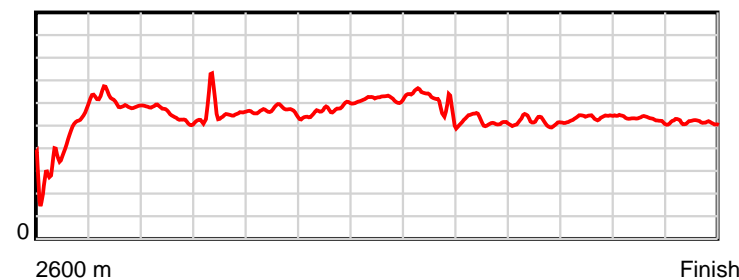
0.6 s Stride duration



20 m/sec Speed



100 % Stride efficiency



Note: Horizontal distance axis grid lines are 200m furlongs.

Disclaimer.

HRNZ and NZMTC and Thoroughbred Ratings Pty Ltd accepts no responsibility for the completeness or accuracy of any of the information contained herein, and makes no representations about its suitability for any particular purpose. Users should make their own judgements about those matters and/or seek independent advice. You assume all risks associated with use of the data provided on this page.



Race Results



June 28, 2020, Race 3, HYDROFLOW PACE, Distance 2600m, Addington - Survey 3200m

Result	TAB no.	Horse (Barrier)	2600 to	2400m to
14th	11	Money Honey (10)	2400m	2200m
		Position in running (margin)	-	6(5.6)
		Sectional time (s)	16.48	14.45
		Cumulative time (s)	204.26	187.78
		Speed (m/s)	12.14	13.84
		Stride length (m)	5.36	6.19
		Stride duration (s)	0.441	0.447
		Stride efficiency (%)	44.95	59.84
		Stride count	37.29	32.32

Disclaimer.

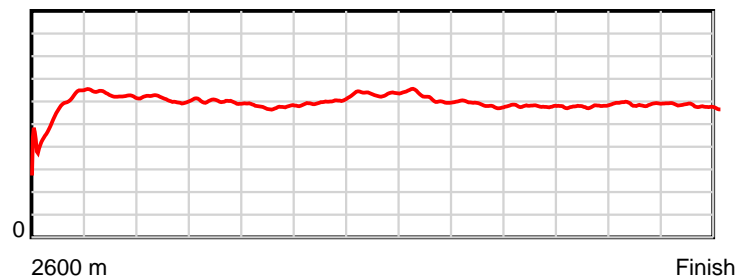
HRNZ and NZMTC and Thoroughbred Ratings Pty Ltd accepts no responsibility for the completeness or accuracy of any of the information contained herein, and makes no representations about its suitability for any particular purpose. Users should make their own judgements about those matters and/or seek independent advice. You assume all risks associated with use of the data provided on this page.

Race Results

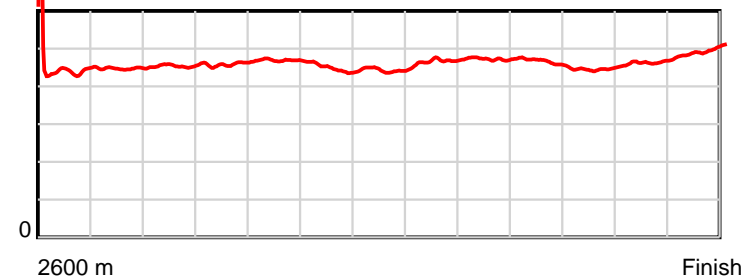
June 28, 2020, Race 3, HYDROFLOW PACE, Distance 2600m, Addington - Survey 3200m

Result	TAB no.	Horse (Barrier)	2200m to	2000m to	1800m to	1600m to	1400m to	1200m to	1000m to	800m to	600m to	400m to	200m to	Total or	Margin
14th	11	Money Honey (10)	2000m	1800m	1600m	1400m	1200m	1000m	800m	600m	400m	200m	WP	Average	
		Position in running (margin)	6(6.7)	6(6.6)	3(4.3)	3(3.9)	4(2.9)	4(2.5)	3(1.8)	4(2.5)	4(2.9)	10(10.3)	13(22.6)		35.50
		Sectional time (s)	15.22	15.37	16.62	15.23	14.00	15.40	16.36	16.10	15.72	16.10	17.21		
		Cumulative time (s)	173.33	158.11	142.74	126.12	110.89	96.89	81.49	65.13	49.03	33.31	17.21	3:24.26	
		Speed (m/s)	13.14	13.01	12.03	13.13	14.29	12.99	12.22	12.42	12.72	12.42	11.62	12.73	
		Stride length (m)	5.97	5.97	5.64	5.88	6.34	6.07	5.78	5.78	5.67	5.78	5.75	5.85	
		Stride duration (s)	0.454	0.458	0.469	0.448	0.444	0.467	0.473	0.465	0.446	0.465	0.495	0.460	
		Stride efficiency (%)	55.61	55.62	49.79	54.01	62.81	57.58	52.18	52.12	50.31	52.23	51.71	53.47	
		Stride count	33.53	33.52	35.43	34.02	31.55	32.95	34.61	34.63	35.25	34.59	34.77	444.46	

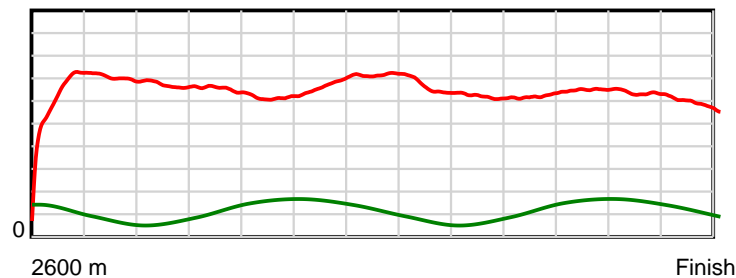
10 m Stride length



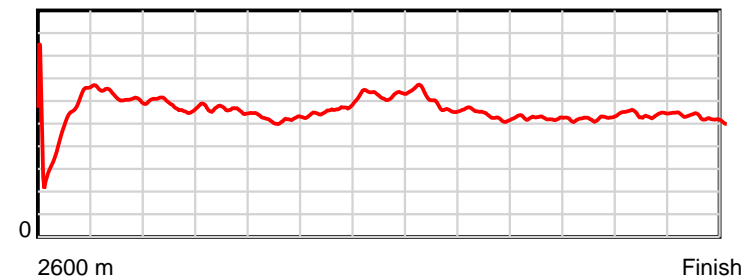
0.5 s Stride duration



20 m/sec Speed



100 % Stride efficiency



Note: Horizontal distance axis grid lines are 200m furlongs.

Disclaimer.

HRNZ and NZMTC and Thoroughbred Ratings Pty Ltd accepts no responsibility for the completeness or accuracy of any of the information contained herein, and makes no representations about its suitability for any particular purpose. Users should make their own judgements about those matters and/or seek independent advice. You assume all risks associated with use of the data provided on this page.



Race Results



June 28, 2020, Race 3, HYDROFLOW PACE, Distance 2600m, Addington - Survey 3200m

Result	TAB no.	Horse (Barrier)	2600 to 2400m	2400m to 2200m
15th	13	Leander (12)		
		Position in running (margin)	-	13(19.6)
		Sectional time (s)	18.85	14.53
		Cumulative time (s)	209.10	190.25
		Speed (m/s)	10.61	13.76
		Stride length (m)	5.11	6.01
		Stride duration (s)	0.434	0.437
		Stride efficiency (%)	40.80	56.52
		Stride count	39.14	33.26

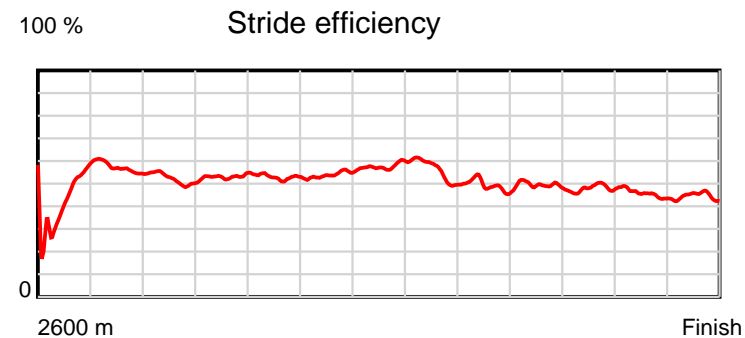
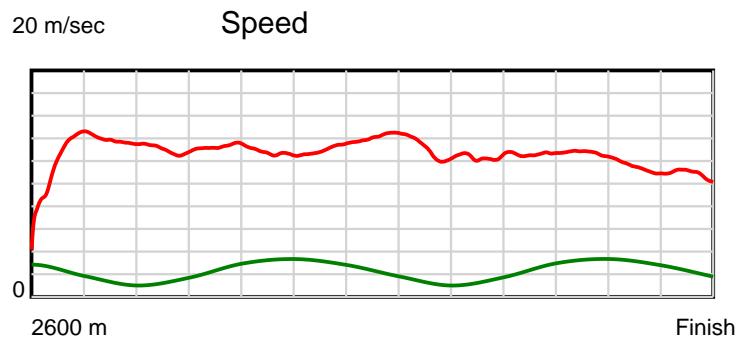
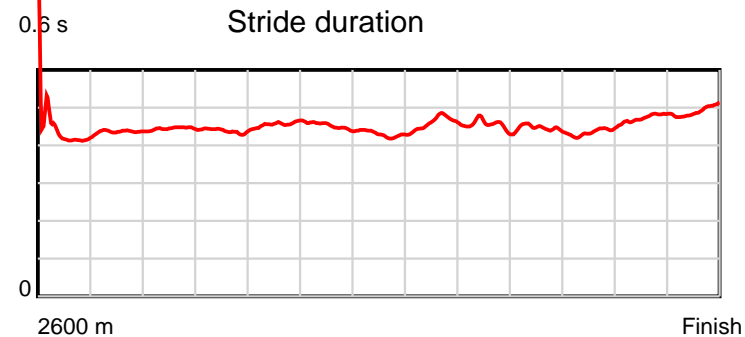
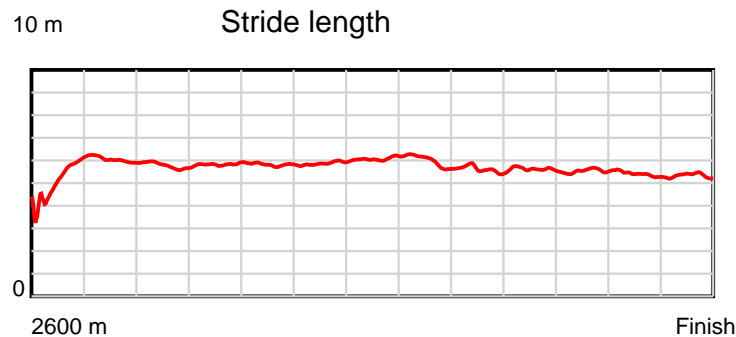
Disclaimer.

HRNZ and NZMTC and Thoroughbred Ratings Pty Ltd accepts no responsibility for the completeness or accuracy of any of the information contained herein, and makes no representations about its suitability for any particular purpose. Users should make their own judgements about those matters and/or seek independent advice. You assume all risks associated with use of the data provided on this page.

Race Results

June 28, 2020, Race 3, HYDROFLOW PACE, Distance 2600m, Addington - Survey 3200m

Result	TAB no.	Horse (Barrier)	2200m to	2000m to	1800m to	1600m to	1400m to	1200m to	1000m to	800m to	600m to	400m to	200m to	Total or	Margin
15th	13	Leander (12)	2000m	1800m	1600m	1400m	1200m	1000m	800m	600m	400m	200m	WP	Average	
		Position in running (margin)	13(21.1)	14(21.4)	14(17.5)	13(12.5)	13(12.7)	14(13.6)	14(13.7)	14(13.3)	14(12.2)	15(21.3)	15(43.5)		62.40
		Sectional time (s)	15.30	15.10	15.85	15.43	14.20	15.54	16.17	15.85	16.01	17.75	18.52		
		Cumulative time (s)	175.72	160.42	145.32	129.47	114.04	99.84	84.30	68.13	52.28	36.27	18.52	3:29.10	
		Speed (m/s)	13.07	13.25	12.62	12.96	14.08	12.87	12.37	12.62	12.49	11.27	10.80	12.43	
		Stride length (m)	5.81	5.81	5.76	5.85	6.05	5.94	5.62	5.63	5.44	5.34	5.31	5.65	
		Stride duration (s)	0.444	0.439	0.456	0.451	0.430	0.461	0.454	0.446	0.436	0.474	0.492	0.455	
		Stride efficiency (%)	52.74	52.75	51.84	53.47	57.26	55.10	49.28	49.52	46.30	44.54	44.12	49.95	
		Stride count	34.42	34.42	34.73	34.19	33.04	33.68	35.62	35.53	36.74	37.46	37.64	459.87	



Note: Horizontal distance axis grid lines are 200m furlongs.

Disclaimer.

HRNZ and NZMTC and Thoroughbred Ratings Pty Ltd accepts no responsibility for the completeness or accuracy of any of the information contained herein, and makes no representations about its suitability for any particular purpose. Users should make their own judgements about those matters and/or seek independent advice. You assume all risks associated with use of the data provided on this page.



Race Results



June 28, 2020, Race 4, NEW TRACKSIDE DINING MENU AT ADDINGTON TROT, Distance 2600m, Addington - Survey 3200m

Result	TAB no.	Horse (Barrier)	2600 to	2400m to
1st	10	The Bloss (11)	2400m	2200m
		Position in running (margin)	-	2(2.8)
		Sectional time (s)	16.36	14.67
		Cumulative time (s)	201.26	184.90
		Speed (m/s)	12.23	13.63
		Stride length (m)	5.63	6.20
		Stride duration (s)	0.454	0.455
		Stride efficiency (%)	49.56	60.01
		Stride count	35.52	32.27

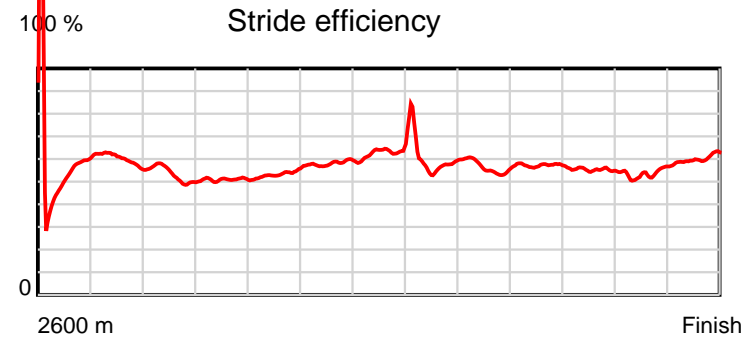
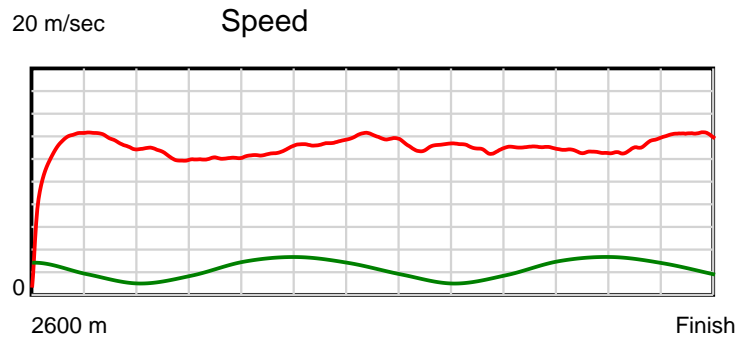
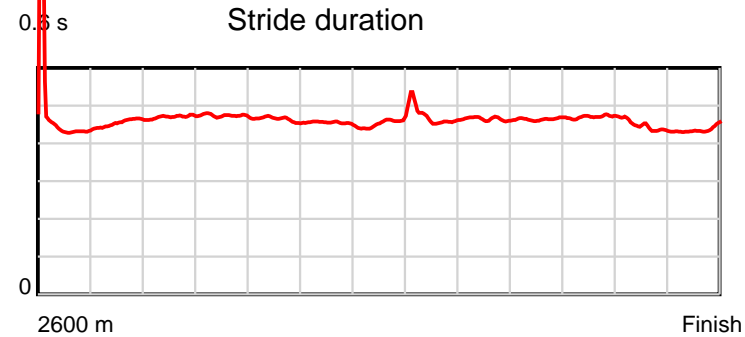
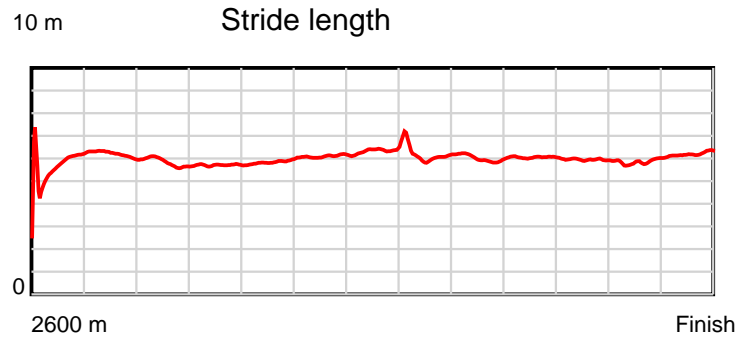
Disclaimer.

HRNZ and NZMTC and Thoroughbred Ratings Pty Ltd accepts no responsibility for the completeness or accuracy of any of the information contained herein, and makes no representations about its suitability for any particular purpose. Users should make their own judgements about those matters and/or seek independent advice. You assume all risks associated with use of the data provided on this page.

Race Results

June 28, 2020, Race 4, NEW TRACKSIDE DINING MENU AT ADDINGTON TROT, Distance 2600m, Addington - Survey 3200m

Result	TAB no.	Horse (Barrier)	2200m to	2000m to	1800m to	1600m to	1400m to	1200m to	1000m to	800m to	600m to	400m to	200m to	Total or	Margin
1st	10	The Bloss (11)	2000m	1800m	1600m	1400m	1200m	1000m	800m	600m	400m	200m	WP	Average	
		Position in running (margin)	2(2.5)	2(2.2)	2(2.1)	3(4.3)	4(3.8)	5(5.5)	6(5.9)	6(5.4)	6(4.0)	5(4.6)	4(3.5)		0.00
		Sectional time (s)	16.02	16.59	16.07	15.10	14.29	15.41	15.52	15.44	16.21	15.55	14.03		
		Cumulative time (s)	170.23	154.21	137.62	121.55	106.45	92.16	76.75	61.23	45.79	29.58	14.03	3:21.26	
		Speed (m/s)	12.48	12.06	12.45	13.25	14.00	12.98	12.89	12.95	12.34	12.86	14.26	12.92	
		Stride length (m)	5.87	5.71	5.78	6.03	6.35	6.09	5.99	6.01	5.80	5.72	6.26	5.95	
		Stride duration (s)	0.471	0.474	0.464	0.455	0.454	0.469	0.465	0.464	0.470	0.444	0.439	0.460	
		Stride efficiency (%)	53.90	51.01	52.13	56.76	63.01	58.00	56.05	56.53	52.58	51.07	61.22	55.30	
		Stride count	34.05	35.01	34.63	33.18	31.50	32.83	33.40	33.25	34.48	34.98	31.95	437.05	



Note: Horizontal distance axis grid lines are 200m furlongs.

Disclaimer.

HRNZ and NZMTC and Thoroughbred Ratings Pty Ltd accepts no responsibility for the completeness or accuracy of any of the information contained herein, and makes no representations about its suitability for any particular purpose. Users should make their own judgements about those matters and/or seek independent advice. You assume all risks associated with use of the data provided on this page.



Race Results



June 28, 2020, Race 4, NEW TRACKSIDE DINING MENU AT ADDINGTON TROT, Distance 2600m, Addington - Survey 3200m

Result	TAB no.	Horse (Barrier)	2600 to	2400m to
2nd	9	Tehoro Dazzle (10)	2400m	2200m
		Position in running (margin)	-	5(5.4)
		Sectional time (s)	16.61	14.96
		Cumulative time (s)	201.41	184.80
		Speed (m/s)	12.04	13.37
		Stride length (m)	6.08	6.24
		Stride duration (s)	0.502	0.467
		Stride efficiency (%)	57.72	60.90
		Stride count	32.91	32.04

Disclaimer.

HRNZ and NZMTC and Thoroughbred Ratings Pty Ltd accepts no responsibility for the completeness or accuracy of any of the information contained herein, and makes no representations about its suitability for any particular purpose. Users should make their own judgements about those matters and/or seek independent advice. You assume all risks associated with use of the data provided on this page.

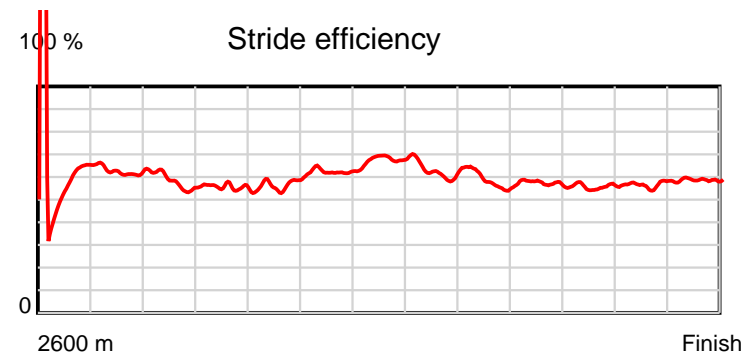
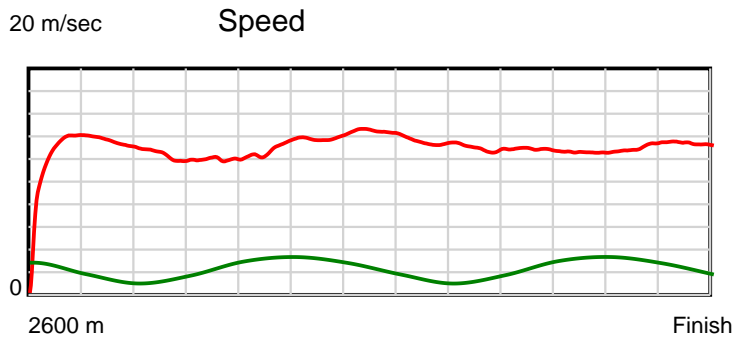
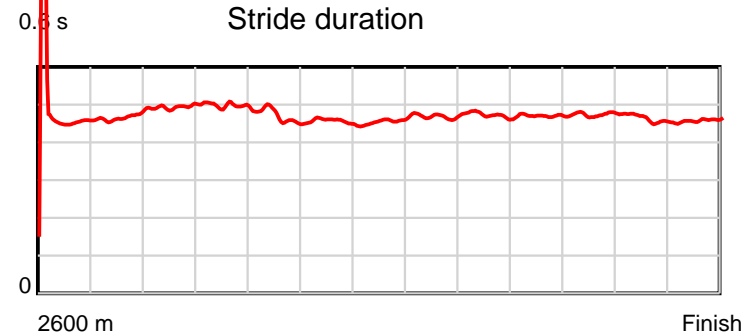
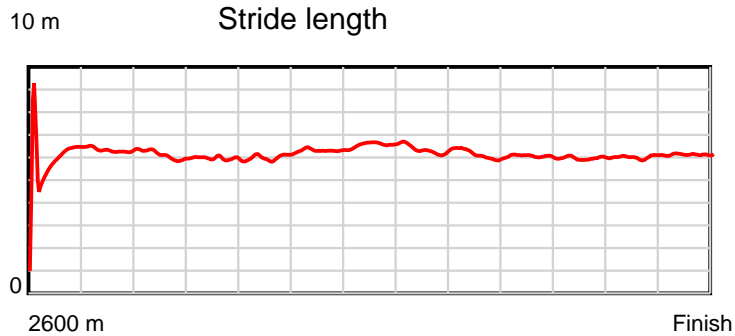


Race Results



June 28, 2020, Race 4, NEW TRACKSIDE DINING MENU AT ADDINGTON TROT, Distance 2600m, Addington - Survey 3200m

Result	TAB no.	Horse (Barrier)	2200m to	2000m to	1800m to	1600m to	1400m to	1200m to	1000m to	800m to	600m to	400m to	200m to	Total or	Margin
2nd	9	Tehoro Dazzle (10)	2000m	1800m	1600m	1400m	1200m	1000m	800m	600m	400m	200m	WP	Average	
		Position in running (margin)	4(6.9)	4(6.6)	5(6.5)	6(7.2)	5(4.7)	3(3.5)	2(2.2)	2(1.5)	1(0.0)	1(0.0)	1(0.0)		0.90
		Sectional time (s)	16.02	16.59	15.83	14.77	13.80	15.12	15.48	15.42	16.11	15.73	14.97		
		Cumulative time (s)	169.84	153.82	137.23	121.40	106.63	92.83	77.71	62.23	46.81	30.70	14.97	3:21.41	
		Speed (m/s)	12.48	12.06	12.63	13.54	14.49	13.23	12.92	12.97	12.41	12.71	13.36	12.91	
		Stride length (m)	6.16	6.01	5.94	6.18	6.60	6.20	6.10	6.10	5.88	5.87	6.13	6.11	
		Stride duration (s)	0.494	0.498	0.470	0.457	0.456	0.469	0.472	0.471	0.474	0.462	0.459	0.473	
		Stride efficiency (%)	59.30	56.43	55.14	59.76	68.10	60.14	58.07	58.24	54.10	53.90	58.81	58.35	
		Stride count	32.47	33.28	33.67	32.34	30.30	32.24	32.81	32.76	33.99	34.06	32.60	425.47	



Note: Horizontal distance axis grid lines are 200m furlongs.

Disclaimer.

HRNZ and NZMTC and Thoroughbred Ratings Pty Ltd accepts no responsibility for the completeness or accuracy of any of the information contained herein, and makes no representations about its suitability for any particular purpose. Users should make their own judgements about those matters and/or seek independent advice. You assume all risks associated with use of the data provided on this page.



Race Results



June 28, 2020, Race 4, NEW TRACKSIDE DINING MENU AT ADDINGTON TROT, Distance 2600m, Addington - Survey 3200m

Result	TAB no.	Horse (Barrier)	2600 to	2400m to
3rd	6	Shpeedy (8)	2400m	2200m
		Position in running (margin)	-	3(4.2)
		Sectional time (s)	16.50	14.78
		Cumulative time (s)	201.46	184.96
		Speed (m/s)	12.12	13.53
		Stride length (m)	5.26	5.97
		Stride duration (s)	0.422	0.441
		Stride efficiency (%)	43.17	55.61
		Stride count	38.05	33.53

Disclaimer.

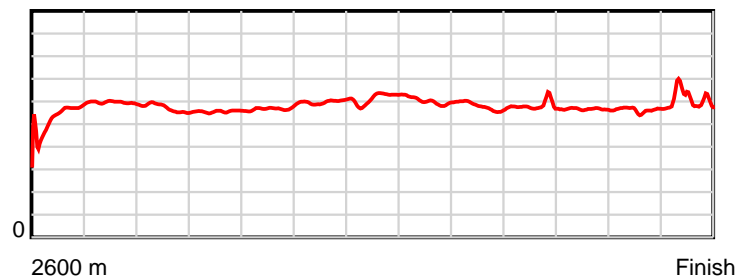
HRNZ and NZMTC and Thoroughbred Ratings Pty Ltd accepts no responsibility for the completeness or accuracy of any of the information contained herein, and makes no representations about its suitability for any particular purpose. Users should make their own judgements about those matters and/or seek independent advice. You assume all risks associated with use of the data provided on this page.

Race Results

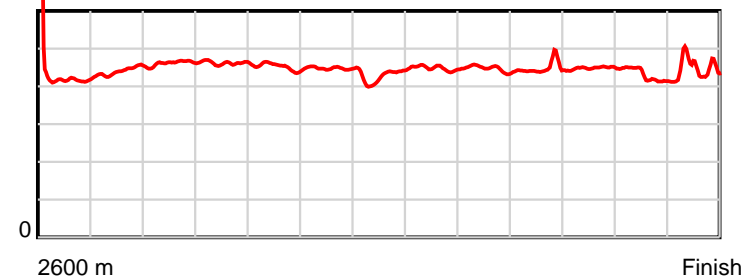
June 28, 2020, Race 4, NEW TRACKSIDE DINING MENU AT ADDINGTON TROT, Distance 2600m, Addington - Survey 3200m

Result	TAB no.	Horse (Barrier)	2200m to	2000m to	1800m to	1600m to	1400m to	1200m to	1000m to	800m to	600m to	400m to	200m to	Total or	Margin
3rd	6	Shpeedy (8)	2000m	1800m	1600m	1400m	1200m	1000m	800m	600m	400m	200m	WP	Average	
		Position in running (margin)	3(4.6)	3(4.5)	3(4.3)	5(6.0)	6(5.8)	6(5.7)	4(3.7)	4(3.3)	3(2.1)	3(2.4)	2(1.3)		1.10
		Sectional time (s)	16.05	16.58	16.00	15.14	13.98	15.02	15.54	15.47	16.16	15.55	14.69		
		Cumulative time (s)	170.18	154.13	137.55	121.55	106.41	92.43	77.41	61.87	46.40	30.24	14.69	3:21.46	
		Speed (m/s)	12.46	12.06	12.50	13.21	14.31	13.32	12.87	12.93	12.38	12.86	13.61	12.91	
		Stride length (m)	5.75	5.58	5.65	5.92	6.12	5.97	5.75	5.76	5.55	5.52	6.03	5.75	
		Stride duration (s)	0.461	0.462	0.452	0.448	0.428	0.448	0.447	0.445	0.448	0.429	0.443	0.445	
		Stride efficiency (%)	51.64	48.67	49.90	54.74	58.56	55.74	51.66	51.80	48.06	47.64	56.85	51.59	
		Stride count	34.79	35.84	35.39	33.79	32.67	33.49	34.78	34.74	36.07	36.22	33.16	452.52	

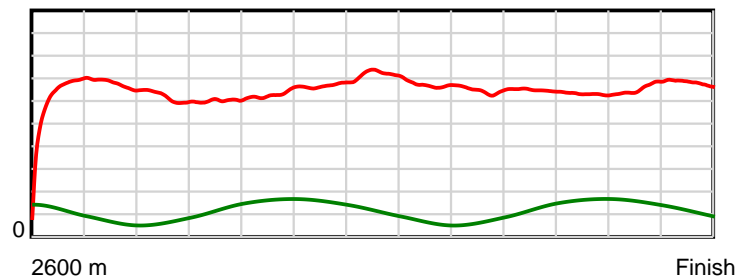
10 m Stride length



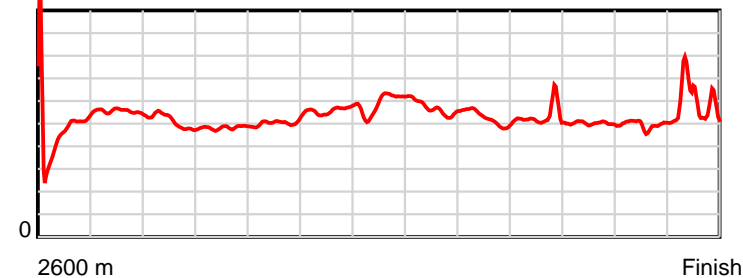
0.5 s Stride duration



20 m/sec Speed



100 % Stride efficiency



Note: Horizontal distance axis grid lines are 200m furlongs.

Disclaimer.

HRNZ and NZMTC and Thoroughbred Ratings Pty Ltd accepts no responsibility for the completeness or accuracy of any of the information contained herein, and makes no representations about its suitability for any particular purpose. Users should make their own judgements about those matters and/or seek independent advice. You assume all risks associated with use of the data provided on this page.



Race Results



June 28, 2020, Race 4, NEW TRACKSIDE DINING MENU AT ADDINGTON TROT, Distance 2600m, Addington - Survey 3200m

Result	TAB no.	Horse (Barrier)	2600 to	2400m to
4th	7	Idle Stuardia (9)	2400m	2200m
		Position in running (margin)	-	6(7.9)
		Sectional time (s)	17.01	15.27
		Cumulative time (s)	201.57	184.56
		Speed (m/s)	11.76	13.10
		Stride length (m)	5.74	6.22
		Stride duration (s)	0.473	0.475
		Stride efficiency (%)	51.57	60.41
		Stride count	34.81	32.17

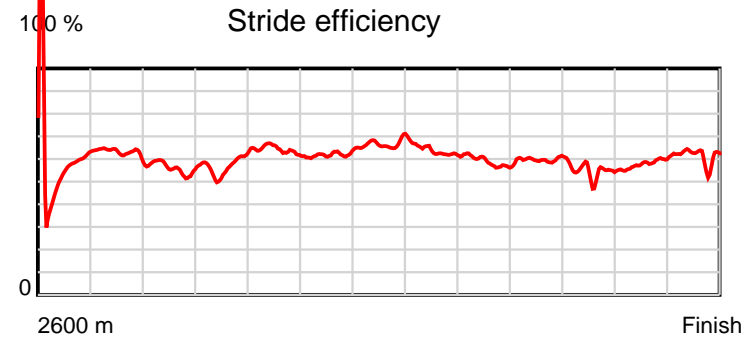
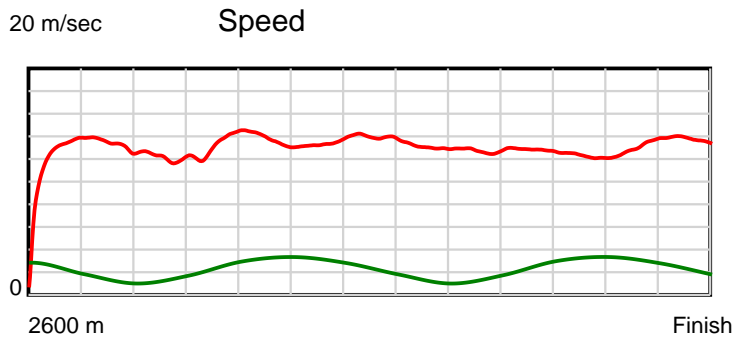
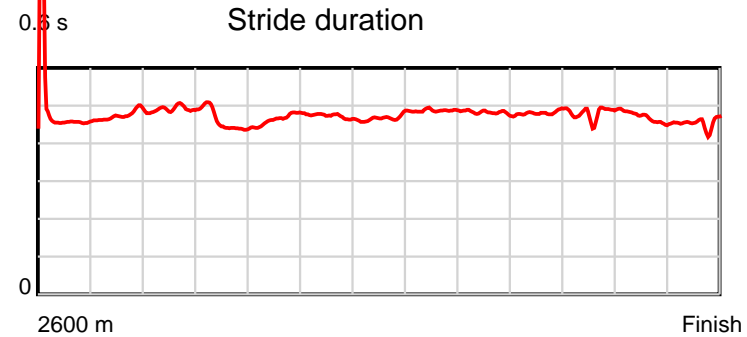
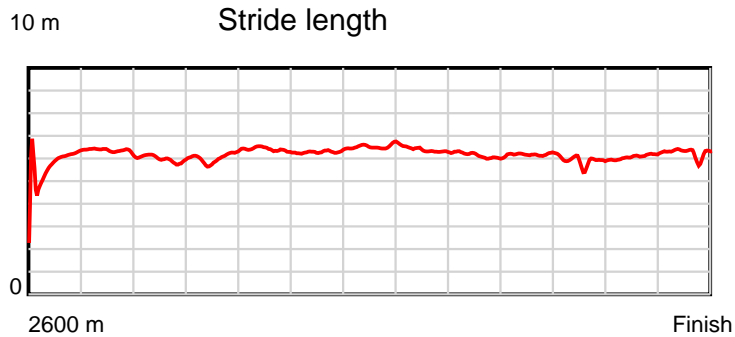
Disclaimer.

HRNZ and NZMTC and Thoroughbred Ratings Pty Ltd accepts no responsibility for the completeness or accuracy of any of the information contained herein, and makes no representations about its suitability for any particular purpose. Users should make their own judgements about those matters and/or seek independent advice. You assume all risks associated with use of the data provided on this page.

Race Results

June 28, 2020, Race 4, NEW TRACKSIDE DINING MENU AT ADDINGTON TROT, Distance 2600m, Addington - Survey 3200m

Result	TAB no.	Horse (Barrier)	2200m to	2000m to	1800m to	1600m to	1400m to	1200m to	1000m to	800m to	600m to	400m to	200m to	Total or	Margin
4th	7	Idle Stuartia (9)	2000m	1800m	1600m	1400m	1200m	1000m	800m	600m	400m	200m	WP	Average	
		Position in running (margin)	6(11.2)	8(13.5)	4(4.9)	1(0.0)	1(0.0)	2(2.2)	3(2.3)	3(1.9)	4(2.2)	4(4.0)	3(3.2)		1.70
		Sectional time (s)	16.44	15.18	14.89	15.18	14.37	15.37	15.53	15.72	16.41	15.60	14.60		
		Cumulative time (s)	169.29	152.85	137.67	122.78	107.60	93.23	77.86	62.33	46.61	30.20	14.60	3:21.57	
		Speed (m/s)	12.17	13.18	13.43	13.18	13.92	13.01	12.88	12.72	12.19	12.82	13.70	12.90	
		Stride length (m)	5.97	6.05	6.24	6.20	6.52	6.33	6.18	6.13	5.82	5.98	6.22	6.12	
		Stride duration (s)	0.491	0.459	0.465	0.471	0.469	0.486	0.480	0.482	0.477	0.467	0.454	0.474	
		Stride efficiency (%)	55.65	57.29	60.89	60.13	66.45	62.56	59.73	58.74	52.90	55.89	60.47	58.48	
		Stride count	33.51	33.03	32.04	32.24	30.67	31.61	32.35	32.62	34.37	33.44	32.15	425.01	



Note: Horizontal distance axis grid lines are 200m furlongs.

Disclaimer.

HRNZ and NZMTC and Thoroughbred Ratings Pty Ltd accepts no responsibility for the completeness or accuracy of any of the information contained herein, and makes no representations about its suitability for any particular purpose. Users should make their own judgements about those matters and/or seek independent advice. You assume all risks associated with use of the data provided on this page.



Race Results



June 28, 2020, Race 4, NEW TRACKSIDE DINING MENU AT ADDINGTON TROT, Distance 2600m, Addington - Survey 3200m

Result	TAB no.	Horse (Barrier)	2600 to	2400m to
5th	5	Sunny Bill (7)	2400m	2200m
		Position in running (margin)	-	1(0.0)
		Sectional time (s)	15.68	14.72
		Cumulative time (s)	201.70	186.02
		Speed (m/s)	12.76	13.59
		Stride length (m)	5.55	6.07
		Stride duration (s)	0.441	0.446
		Stride efficiency (%)	48.11	57.50
		Stride count	36.04	32.97

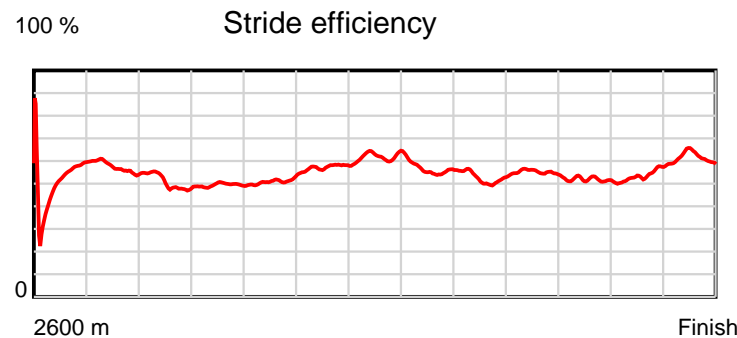
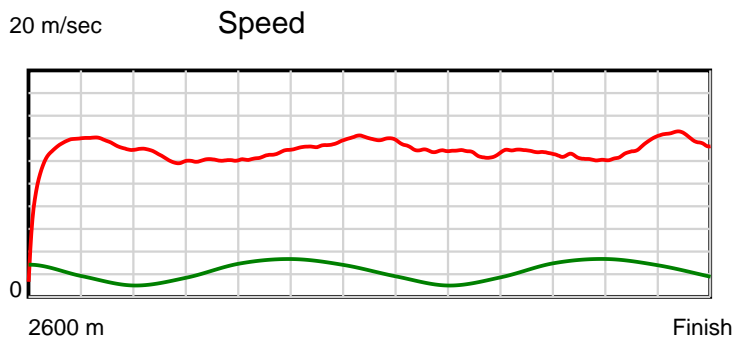
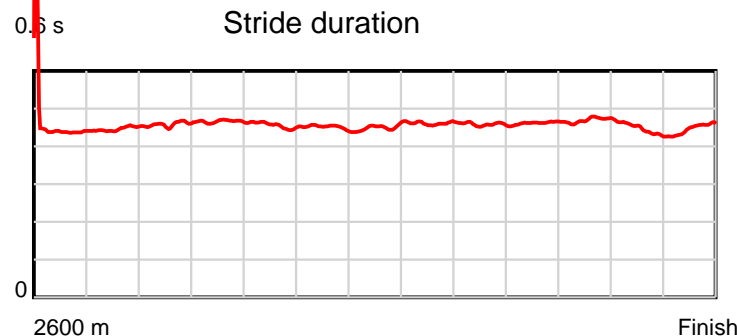
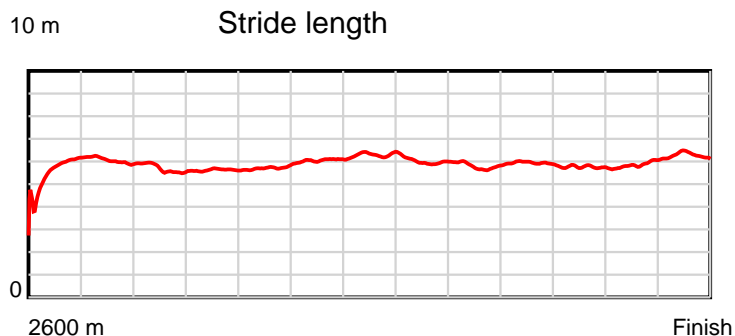
Disclaimer.

HRNZ and NZMTC and Thoroughbred Ratings Pty Ltd accepts no responsibility for the completeness or accuracy of any of the information contained herein, and makes no representations about its suitability for any particular purpose. Users should make their own judgements about those matters and/or seek independent advice. You assume all risks associated with use of the data provided on this page.

Race Results

June 28, 2020, Race 4, NEW TRACKSIDE DINING MENU AT ADDINGTON TROT, Distance 2600m, Addington - Survey 3200m

Result	TAB no.	Horse (Barrier)	2200m to	2000m to	1800m to	1600m to	1400m to	1200m to	1000m to	800m to	600m to	400m to	200m to	Total or	Margin
5th	5	Sunny Bill (7)	2000m	1800m	1600m	1400m	1200m	1000m	800m	600m	400m	200m	WP	Average	
		Position in running (margin)	1(0.0)	1(0.0)	1(0.0)	2(2.1)	3(1.8)	4(3.9)	5(3.8)	5(4.3)	5(3.8)	7(6.0)	5(4.9)		2.40
		Sectional time (s)	16.07	16.60	16.06	15.14	14.35	15.32	15.69	15.58	16.48	15.56	14.45		
		Cumulative time (s)	171.30	155.23	138.63	122.57	107.43	93.08	77.76	62.07	46.49	30.01	14.45	3:21.70	
		Speed (m/s)	12.45	12.05	12.45	13.21	13.94	13.05	12.75	12.84	12.14	12.85	13.84	12.89	
		Stride length (m)	5.70	5.61	5.68	5.96	6.27	6.02	5.85	5.93	5.70	5.74	6.19	5.86	
		Stride duration (s)	0.458	0.466	0.456	0.451	0.450	0.461	0.458	0.462	0.470	0.447	0.447	0.455	
		Stride efficiency (%)	50.84	49.19	50.48	55.51	61.53	56.63	53.41	54.87	50.75	51.47	59.92	53.64	
		Stride count	35.06	35.65	35.19	33.56	31.87	33.22	34.21	33.75	35.09	34.85	32.30	443.76	



Note: Horizontal distance axis grid lines are 200m furlongs.

Disclaimer.

HRNZ and NZMTC and Thoroughbred Ratings Pty Ltd accepts no responsibility for the completeness or accuracy of any of the information contained herein, and makes no representations about its suitability for any particular purpose. Users should make their own judgements about those matters and/or seek independent advice. You assume all risks associated with use of the data provided on this page.



Race Results



June 28, 2020, Race 4, NEW TRACKSIDE DINING MENU AT ADDINGTON TROT, Distance 2600m, Addington - Survey 3200m

Result	TAB no.	Horse (Barrier)	2600 to	2400m to
6th	13	Tequila Sunset (14)	2400m	2200m
		Position in running (margin)	-	10(13.4)
		Sectional time (s)	17.75	14.97
		Cumulative time (s)	202.43	184.68
		Speed (m/s)	11.27	13.36
		Stride length (m)	5.35	5.72
		Stride duration (s)	0.438	0.428
		Stride efficiency (%)	44.77	51.11
		Stride count	37.37	34.97

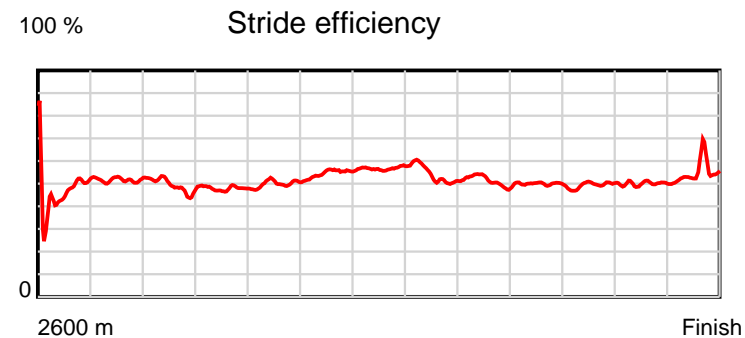
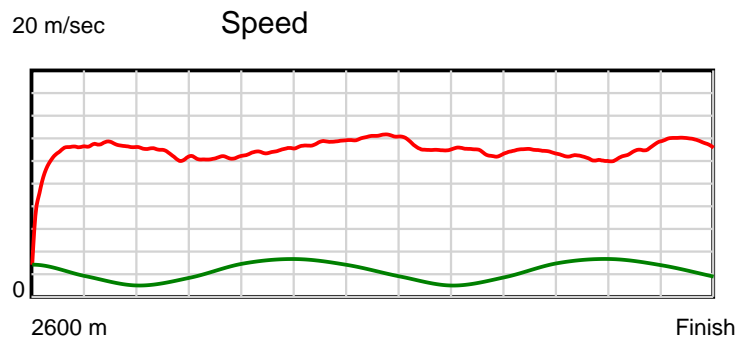
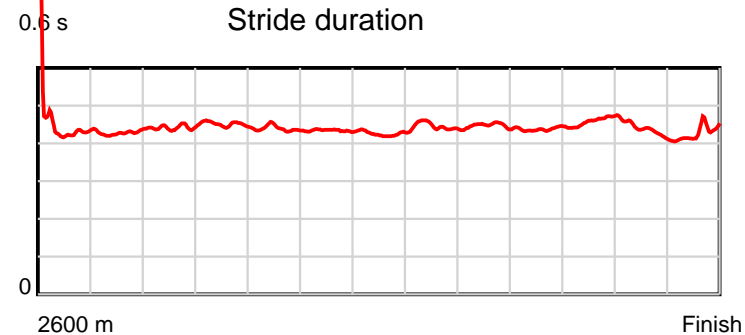
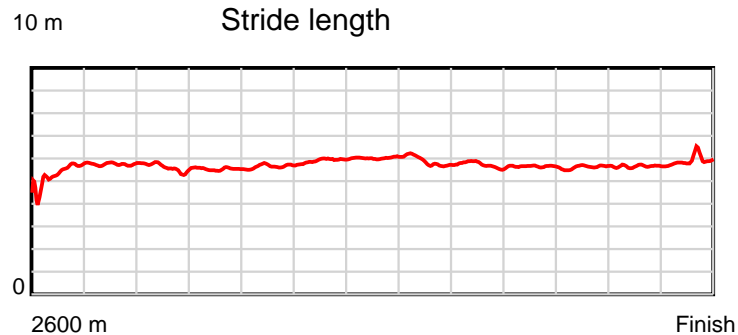
Disclaimer.

HRNZ and NZMTC and Thoroughbred Ratings Pty Ltd accepts no responsibility for the completeness or accuracy of any of the information contained herein, and makes no representations about its suitability for any particular purpose. Users should make their own judgements about those matters and/or seek independent advice. You assume all risks associated with use of the data provided on this page.

Race Results

June 28, 2020, Race 4, NEW TRACKSIDE DINING MENU AT ADDINGTON TROT, Distance 2600m, Addington - Survey 3200m

Result	TAB no.	Horse (Barrier)	2200m to	2000m to	1800m to	1600m to	1400m to	1200m to	1000m to	800m to	600m to	400m to	200m to	Total or	Margin
6th	13	Tequila Sunset (14)	2000m	1800m	1600m	1400m	1200m	1000m	800m	600m	400m	200m	WP	Average	
		Position in running (margin)	9(14.9)	7(12.2)	8(10.4)	7(10.6)	7(9.1)	7(9.8)	7(8.3)	8(7.4)	8(6.5)	8(8.7)	7(8.5)		6.50
		Sectional time (s)	15.63	16.30	15.75	14.94	14.11	15.10	15.44	15.53	16.48	15.71	14.72		
		Cumulative time (s)	169.71	154.08	137.78	122.03	107.09	92.98	77.88	62.44	46.91	30.43	14.72	3:22.43	
		Speed (m/s)	12.80	12.27	12.70	13.39	14.17	13.25	12.95	12.88	12.14	12.73	13.59	12.84	
		Stride length (m)	5.65	5.54	5.58	5.80	6.02	5.89	5.78	5.64	5.57	5.55	5.83	5.68	
		Stride duration (s)	0.442	0.451	0.439	0.433	0.425	0.445	0.446	0.438	0.459	0.436	0.429	0.442	
		Stride efficiency (%)	49.94	47.97	48.60	52.65	56.66	54.17	52.19	49.71	48.44	48.08	53.03	50.43	
		Stride count	35.38	36.10	35.86	34.46	33.21	33.97	34.61	35.46	35.92	36.06	34.33	457.70	



Note: Horizontal distance axis grid lines are 200m furlongs.

Disclaimer.

HRNZ and NZMTC and Thoroughbred Ratings Pty Ltd accepts no responsibility for the completeness or accuracy of any of the information contained herein, and makes no representations about its suitability for any particular purpose. Users should make their own judgements about those matters and/or seek independent advice. You assume all risks associated with use of the data provided on this page.



Race Results



June 28, 2020, Race 4, NEW TRACKSIDE DINING MENU AT ADDINGTON TROT, Distance 2600m, Addington - Survey 3200m

Result	TAB no.	Horse (Barrier)	2600 to	2400m to
7th	17	Kowhai Sundown (0)	2400m	2200m
		Position in running (margin)	-	9(12.9)
		Sectional time (s)	17.83	14.88
		Cumulative time (s)	202.71	184.88
		Speed (m/s)	11.22	13.44
		Stride length (m)	5.59	6.12
		Stride duration (s)	0.457	0.455
		Stride efficiency (%)	48.82	58.53
		Stride count	35.78	32.68

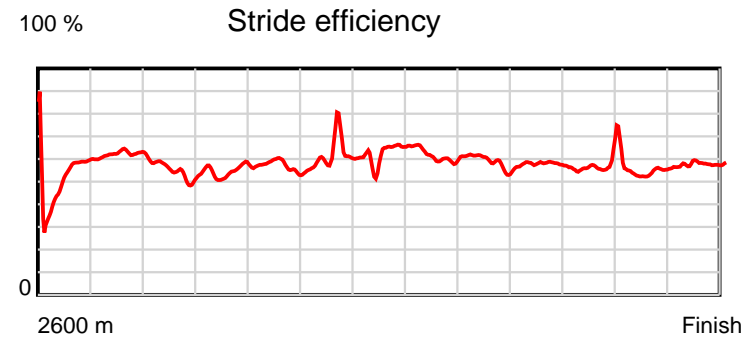
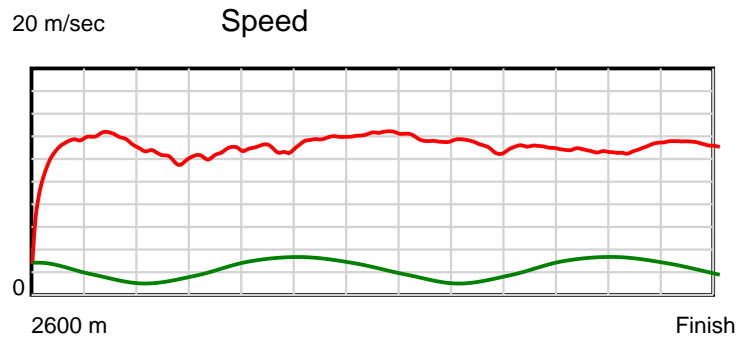
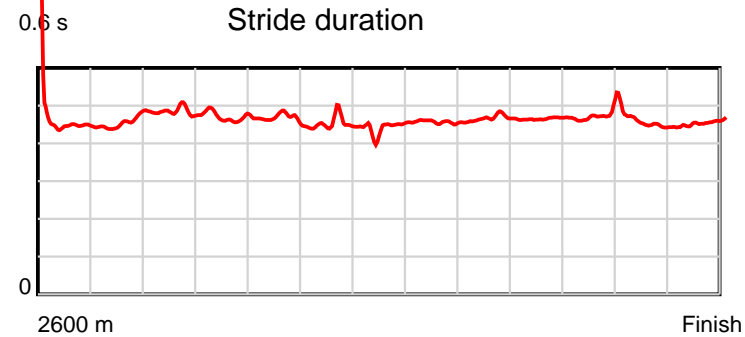
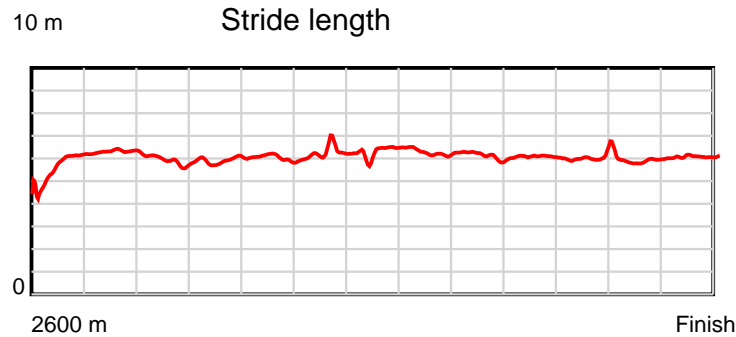
Disclaimer.

HRNZ and NZMTC and Thoroughbred Ratings Pty Ltd accepts no responsibility for the completeness or accuracy of any of the information contained herein, and makes no representations about its suitability for any particular purpose. Users should make their own judgements about those matters and/or seek independent advice. You assume all risks associated with use of the data provided on this page.

Race Results

June 28, 2020, Race 4, NEW TRACKSIDE DINING MENU AT ADDINGTON TROT, Distance 2600m, Addington - Survey 3200m

Result	TAB no.	Horse (Barrier)	2200m to	2000m to	1800m to	1600m to	1400m to	1200m to	1000m to	800m to	600m to	400m to	200m to	Total or	Margin
7th	17	Kowhai Sundown (0)	2000m	1800m	1600m	1400m	1200m	1000m	800m	600m	400m	200m	WP	Average	
		Position in running (margin)	8(13.9)	9(16.3)	9(13.2)	9(14.6)	8(12.3)	8(12.4)	8(8.8)	7(7.4)	7(5.7)	6(5.2)	6(6.9)		8.00
		Sectional time (s)	16.48	16.09	15.93	14.80	14.03	14.74	15.36	15.40	16.03	16.02	15.12		
		Cumulative time (s)	170.00	153.52	137.43	121.50	106.70	92.67	77.93	62.57	47.17	31.14	15.12	3:22.71	
		Speed (m/s)	12.14	12.43	12.55	13.51	14.26	13.57	13.02	12.99	12.48	12.48	13.23	12.83	
		Stride length (m)	5.88	5.86	5.86	6.07	6.29	6.20	6.09	6.04	5.92	5.65	6.02	5.96	
		Stride duration (s)	0.485	0.471	0.467	0.450	0.441	0.457	0.467	0.465	0.475	0.453	0.455	0.465	
		Stride efficiency (%)	54.08	53.62	53.71	57.65	61.73	60.04	57.88	57.02	54.85	49.96	56.68	55.56	
		Stride count	34.00	34.14	34.11	32.93	31.82	32.26	32.86	33.11	33.76	35.37	33.21	436.03	



Note: Horizontal distance axis grid lines are 200m furlongs.

Disclaimer.

HRNZ and NZMTC and Thoroughbred Ratings Pty Ltd accepts no responsibility for the completeness or accuracy of any of the information contained herein, and makes no representations about its suitability for any particular purpose. Users should make their own judgements about those matters and/or seek independent advice. You assume all risks associated with use of the data provided on this page.



Race Results



June 28, 2020, Race 4, NEW TRACKSIDE DINING MENU AT ADDINGTON TROT, Distance 2600m, Addington - Survey 3200m

Result	TAB no.	Horse (Barrier)	2600 to	2400m to
8th	3	Lisa Marie P (5)	2400m	2200m
		Position in running (margin)	-	11(13.6)
		Sectional time (s)	17.89	15.01
		Cumulative time (s)	202.72	184.83
		Speed (m/s)	11.18	13.32
		Stride length (m)	5.32	5.90
		Stride duration (s)	0.444	0.443
		Stride efficiency (%)	44.19	54.39
		Stride count	37.61	33.90

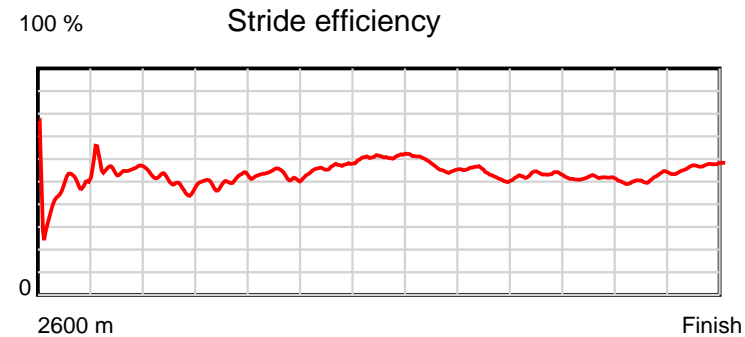
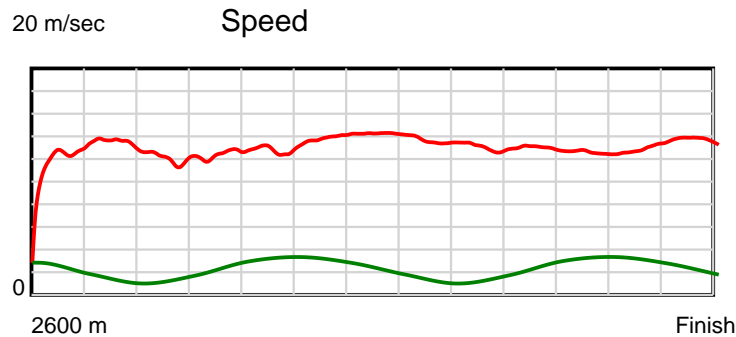
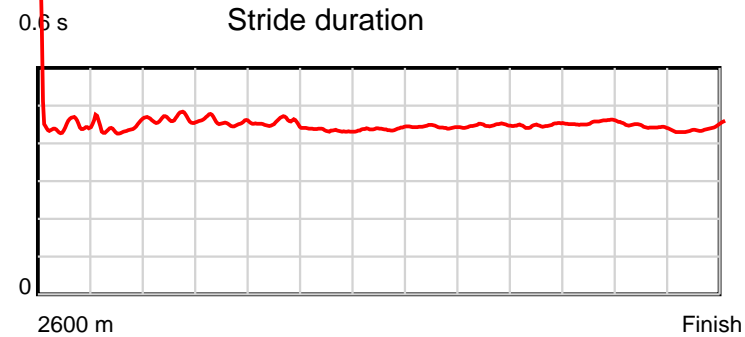
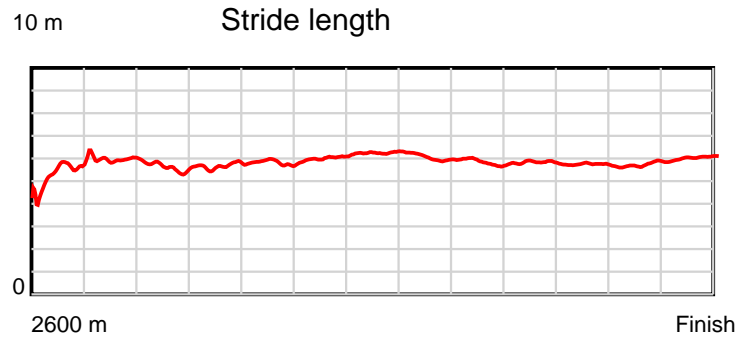
Disclaimer.

HRNZ and NZMTC and Thoroughbred Ratings Pty Ltd accepts no responsibility for the completeness or accuracy of any of the information contained herein, and makes no representations about its suitability for any particular purpose. Users should make their own judgements about those matters and/or seek independent advice. You assume all risks associated with use of the data provided on this page.

Race Results

June 28, 2020, Race 4, NEW TRACKSIDE DINING MENU AT ADDINGTON TROT, Distance 2600m, Addington - Survey 3200m

Result	TAB no.	Horse (Barrier)	2200m to	2000m to	1800m to	1600m to	1400m to	1200m to	1000m to	800m to	600m to	400m to	200m to	Total or	Margin
8th	3	Lisa Marie P (5)	2000m	1800m	1600m	1400m	1200m	1000m	800m	600m	400m	200m	WP	Average	
		Position in running (margin)	10(15.4)	10(18.4)	10(15.4)	10(17.1)	10(14.4)	9(14.8)	9(11.4)	9(10.1)	9(8.2)	9(8.9)	8(10.0)		8.10
		Sectional time (s)	16.57	16.10	16.00	14.73	14.07	14.77	15.39	15.36	16.23	15.91	14.69		
		Cumulative time (s)	169.82	153.25	137.15	121.15	106.42	92.35	77.58	62.19	46.83	30.60	14.69	3:22.72	
		Speed (m/s)	12.07	12.42	12.50	13.58	14.21	13.54	13.00	13.02	12.32	12.57	13.61	12.83	
		Stride length (m)	5.61	5.68	5.68	5.90	6.23	6.00	5.82	5.84	5.62	5.57	6.01	5.77	
		Stride duration (s)	0.465	0.457	0.455	0.434	0.439	0.443	0.448	0.448	0.456	0.443	0.441	0.450	
		Stride efficiency (%)	49.23	50.43	50.48	54.37	60.73	56.30	52.92	53.24	49.35	48.46	56.41	52.10	
		Stride count	35.63	35.20	35.19	33.91	32.08	33.32	34.37	34.26	35.59	35.92	33.29	450.27	



Note: Horizontal distance axis grid lines are 200m furlongs.

Disclaimer.

HRNZ and NZMTC and Thoroughbred Ratings Pty Ltd accepts no responsibility for the completeness or accuracy of any of the information contained herein, and makes no representations about its suitability for any particular purpose. Users should make their own judgements about those matters and/or seek independent advice. You assume all risks associated with use of the data provided on this page.



Race Results



June 28, 2020, Race 4, NEW TRACKSIDE DINING MENU AT ADDINGTON TROT, Distance 2600m, Addington - Survey 3200m

Result	TAB no.	Horse (Barrier)	2600 to	2400m to
9th	11	DD's Super Stu... (12)	2400m	2200m
		Position in running (margin)	-	12(14.5)
		Sectional time (s)	17.93	15.29
		Cumulative time (s)	204.62	186.69
		Speed (m/s)	11.16	13.08
		Stride length (m)	5.56	6.07
		Stride duration (s)	0.480	0.464
		Stride efficiency (%)	48.36	57.49
		Stride count	35.95	32.97

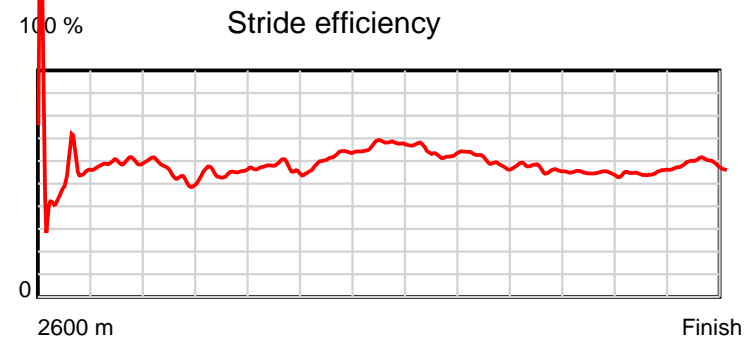
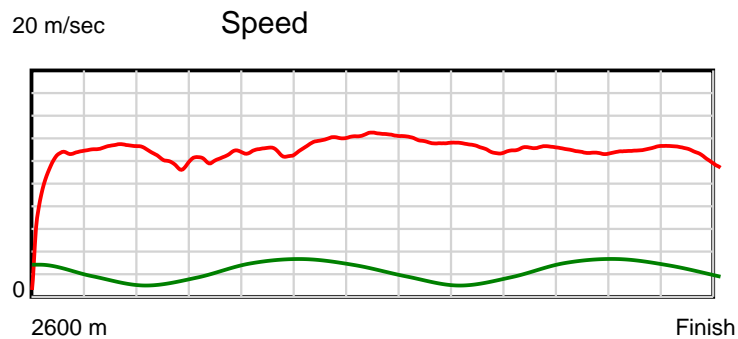
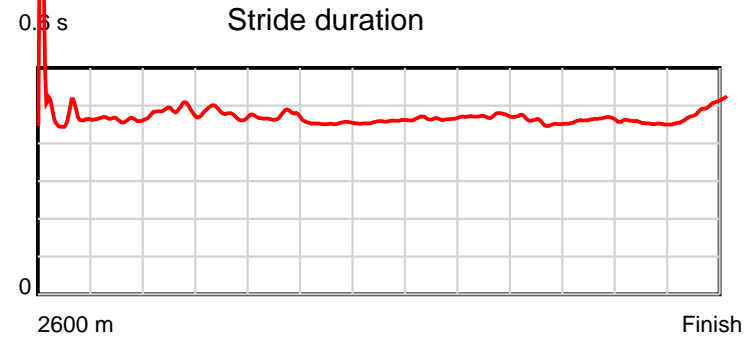
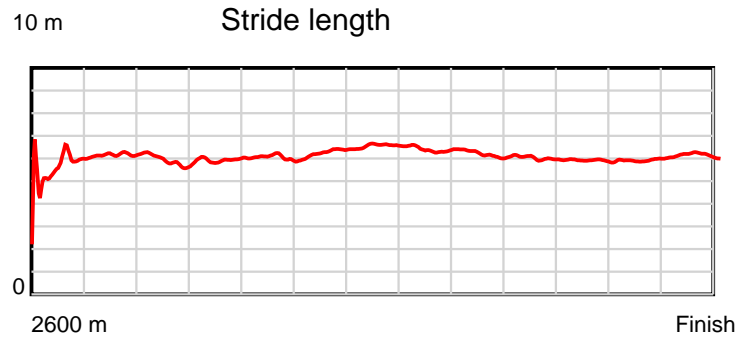
Disclaimer.

HRNZ and NZMTC and Thoroughbred Ratings Pty Ltd accepts no responsibility for the completeness or accuracy of any of the information contained herein, and makes no representations about its suitability for any particular purpose. Users should make their own judgements about those matters and/or seek independent advice. You assume all risks associated with use of the data provided on this page.

Race Results

June 28, 2020, Race 4, NEW TRACKSIDE DINING MENU AT ADDINGTON TROT, Distance 2600m, Addington - Survey 3200m

Result	TAB no.	Horse (Barrier)	2200m to	2000m to	1800m to	1600m to	1400m to	1200m to	1000m to	800m to	600m to	400m to	200m to	Total or	Margin
9th	11	DD's Super Stu... (12)	2000m	1800m	1600m	1400m	1200m	1000m	800m	600m	400m	200m	WP	Average	
		Position in running (margin)	11(17.9)	11(20.8)	11(18.0)	11(19.0)	11(16.7)	11(17.1)	11(13.0)	10(12.0)	10(9.4)	10(9.9)	9(11.7)		18.70
		Sectional time (s)	16.55	16.15	15.88	14.80	14.06	14.67	15.44	15.23	16.21	16.04	16.37		
		Cumulative time (s)	171.40	154.85	138.70	122.82	108.02	93.96	79.29	63.85	48.62	32.41	16.37	3:24.62	
		Speed (m/s)	12.08	12.38	12.59	13.51	14.22	13.63	12.95	13.13	12.34	12.47	12.22	12.71	
		Stride length (m)	5.89	5.94	5.94	6.12	6.52	6.35	6.12	6.00	5.71	5.66	6.05	5.98	
		Stride duration (s)	0.487	0.480	0.471	0.453	0.458	0.466	0.473	0.457	0.463	0.454	0.495	0.471	
		Stride efficiency (%)	54.16	55.21	55.12	58.53	66.34	63.08	58.58	56.28	50.97	50.11	57.17	55.96	
		Stride count	33.97	33.65	33.67	32.68	30.70	31.48	32.67	33.33	35.02	35.32	33.07	434.48	



Note: Horizontal distance axis grid lines are 200m furlongs.

Disclaimer.

HRNZ and NZMTC and Thoroughbred Ratings Pty Ltd accepts no responsibility for the completeness or accuracy of any of the information contained herein, and makes no representations about its suitability for any particular purpose. Users should make their own judgements about those matters and/or seek independent advice. You assume all risks associated with use of the data provided on this page.



Race Results



June 28, 2020, Race 4, NEW TRACKSIDE DINING MENU AT ADDINGTON TROT, Distance 2600m, Addington - Survey 3200m

Result	TAB no.	Horse (Barrier)	2600 to	2400m to
10th	15	Missalyssa (1)	2400m	2200m
		Position in running (margin)	-	15(18.6)
		Sectional time (s)	18.87	15.27
		Cumulative time (s)	206.11	187.24
		Speed (m/s)	10.60	13.10
		Stride length (m)	5.50	5.82
		Stride duration (s)	0.463	0.444
		Stride efficiency (%)	47.26	52.91
		Stride count	36.37	34.37

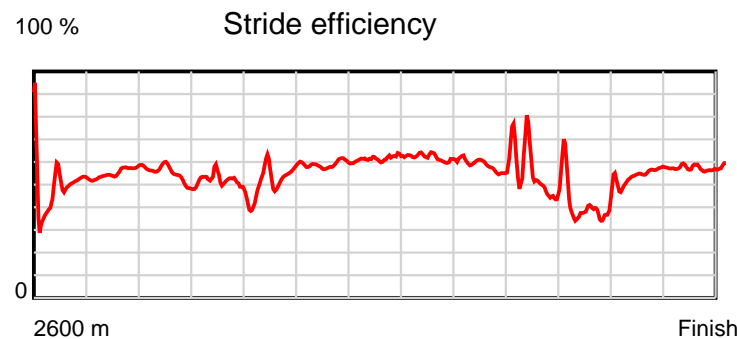
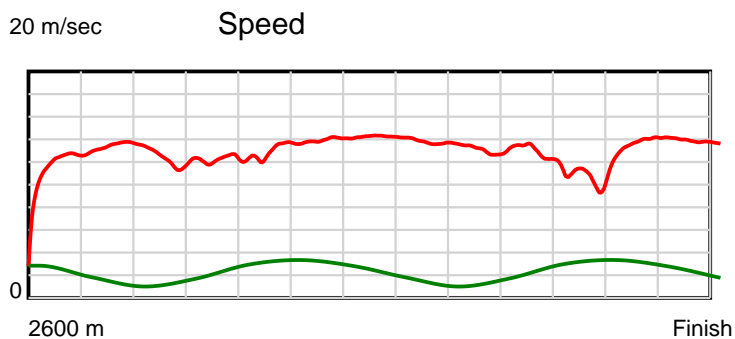
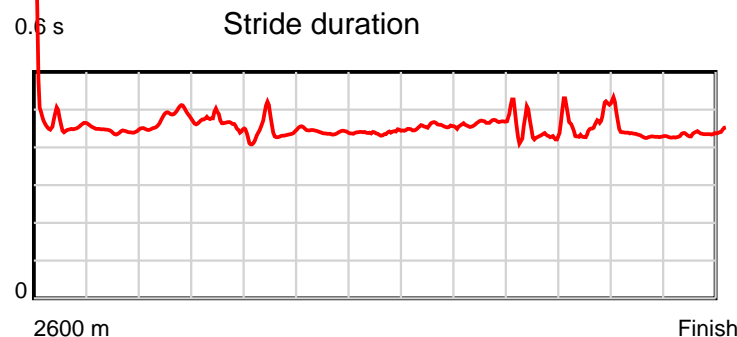
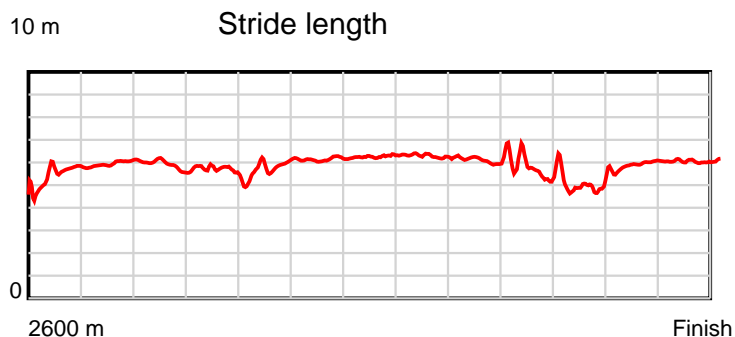
Disclaimer.

HRNZ and NZMTC and Thoroughbred Ratings Pty Ltd accepts no responsibility for the completeness or accuracy of any of the information contained herein, and makes no representations about its suitability for any particular purpose. Users should make their own judgements about those matters and/or seek independent advice. You assume all risks associated with use of the data provided on this page.

Race Results

June 28, 2020, Race 4, NEW TRACKSIDE DINING MENU AT ADDINGTON TROT, Distance 2600m, Addington - Survey 3200m

Result	TAB no.	Horse (Barrier)	2200m to	2000m to	1800m to	1600m to	1400m to	1200m to	1000m to	800m to	600m to	400m to	200m to	Total or	Margin
10th	15	Missalyssa (1)	2000m	1800m	1600m	1400m	1200m	1000m	800m	600m	400m	200m	WP	Average	
		Position in running (margin)	12(22.0)	12(23.1)	12(20.8)	12(22.3)	12(19.1)	12(15.3)	12(13.7)	11(12.9)	13(34.1)	11(30.3)			26.90
		Sectional time (s)	16.27	16.22	15.95	14.65	14.00	14.70	15.33	15.55	19.64	15.10	14.56		
		Cumulative time (s)	171.97	155.70	139.48	123.53	108.88	94.88	80.18	64.85	49.30	29.66	14.56	3:26.11	
		Speed (m/s)	12.29	12.33	12.54	13.65	14.29	13.61	13.05	12.86	10.18	13.25	13.74	12.61	
		Stride length (m)	5.87	5.61	5.45	5.99	6.23	6.14	6.18	5.49	4.67	5.70	6.01	5.71	
		Stride duration (s)	0.477	0.455	0.435	0.439	0.436	0.452	0.473	0.427	0.458	0.431	0.437	0.453	
		Stride efficiency (%)	53.80	49.19	46.38	56.06	60.74	58.97	59.60	47.06	34.02	50.84	56.38	50.97	
		Stride count	34.08	35.65	36.71	33.39	32.08	32.56	32.38	36.44	42.87	35.06	33.30	455.26	



Note: Horizontal distance axis grid lines are 200m furlongs.

Disclaimer.

HRNZ and NZMTC and Thoroughbred Ratings Pty Ltd accepts no responsibility for the completeness or accuracy of any of the information contained herein, and makes no representations about its suitability for any particular purpose. Users should make their own judgements about those matters and/or seek independent advice. You assume all risks associated with use of the data provided on this page.



Race Results



June 28, 2020, Race 4, NEW TRACKSIDE DINING MENU AT ADDINGTON TROT, Distance 2600m, Addington - Survey 3200m

Result	TAB no.	Horse (Barrier)	2600 to	2400m to
11th	12	Honeys Son (13)	2400m	2200m
		Position in running (margin)	-	7(11.0)
		Sectional time (s)	17.41	14.85
		Cumulative time (s)	206.91	189.50
		Speed (m/s)	11.49	13.47
		Stride length (m)	5.44	5.95
		Stride duration (s)	0.442	0.442
		Stride efficiency (%)	46.26	55.30
		Stride count	36.76	33.62

Disclaimer.

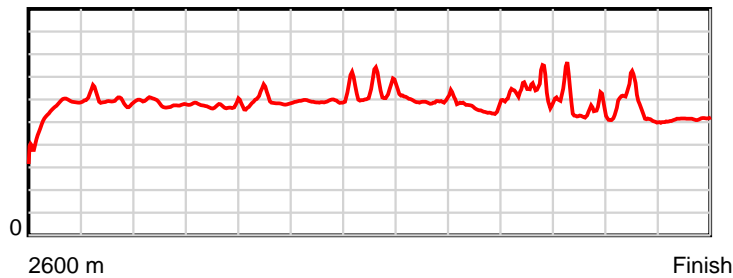
HRNZ and NZMTC and Thoroughbred Ratings Pty Ltd accepts no responsibility for the completeness or accuracy of any of the information contained herein, and makes no representations about its suitability for any particular purpose. Users should make their own judgements about those matters and/or seek independent advice. You assume all risks associated with use of the data provided on this page.

Race Results

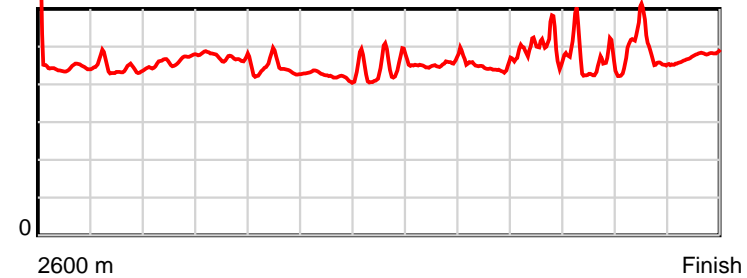
June 28, 2020, Race 4, NEW TRACKSIDE DINING MENU AT ADDINGTON TROT, Distance 2600m, Addington - Survey 3200m

Result	TAB no.	Horse (Barrier)	2200m to	2000m to	1800m to	1600m to	1400m to	1200m to	1000m to	800m to	600m to	400m to	200m to	Total or	Margin
11th	12	Honeys Son (13)	2000m	1800m	1600m	1400m	1200m	1000m	800m	600m	400m	200m	WP	Average	
		Position in running (margin)	7(11.8)	5(8.7)	6(7.8)	4(4.5)	2(1.0)	1(0.0)	1(0.0)	1(0.0)	2(0.3)	2(2.0)	10(12.2)		31.40
		Sectional time (s)	15.56	16.46	15.16	14.59	13.84	15.35	15.60	15.72	16.40	17.44	18.53		
		Cumulative time (s)	174.65	159.09	142.63	127.47	112.88	99.04	83.69	68.09	52.37	35.97	18.53	3:26.91	
		Speed (m/s)	12.85	12.15	13.19	13.71	14.45	13.03	12.82	12.72	12.20	11.47	10.79	12.57	
		Stride length (m)	5.94	5.74	5.78	5.78	6.47	5.88	5.69	5.82	5.41	5.33	5.13	5.70	
		Stride duration (s)	0.462	0.472	0.438	0.422	0.447	0.451	0.444	0.458	0.443	0.465	0.476	0.454	
		Stride efficiency (%)	55.13	51.45	52.13	52.21	65.31	53.96	50.64	53.00	45.67	44.36	41.20	50.78	
		Stride count	33.67	34.86	34.63	34.60	30.94	34.04	35.13	34.34	37.00	37.54	38.95	456.08	

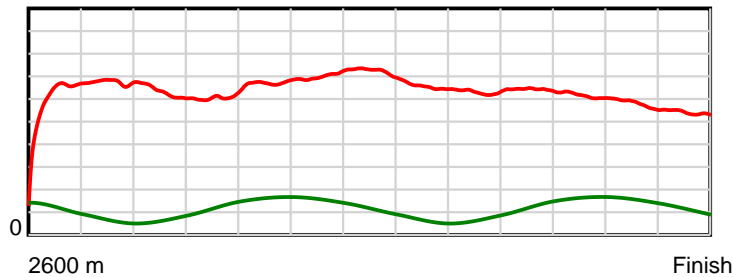
10 m Stride length



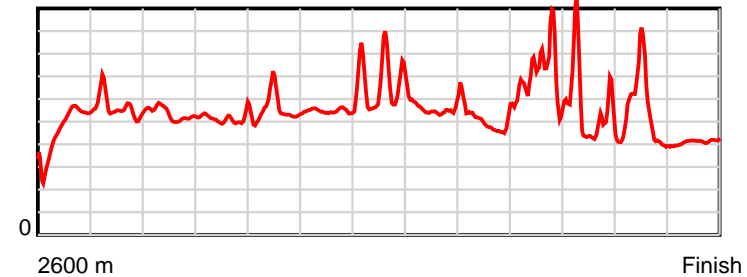
0.6 s Stride duration



20 m/sec Speed



100 % Stride efficiency



Note: Horizontal distance axis grid lines are 200m furlongs.

Disclaimer.

HRNZ and NZMTC and Thoroughbred Ratings Pty Ltd accepts no responsibility for the completeness or accuracy of any of the information contained herein, and makes no representations about its suitability for any particular purpose. Users should make their own judgements about those matters and/or seek independent advice. You assume all risks associated with use of the data provided on this page.



Race Results



June 28, 2020, Race 4, NEW TRACKSIDE DINING MENU AT ADDINGTON TROT, Distance 2600m, Addington - Survey 3200m

Result	TAB no.	Horse (Barrier)	2600 to	2400m to
12th	1	Quik Shot (3)	2400m	2200m
		Position in running (margin)	-	8(12.6)
		Sectional time (s)	17.70	20.08
		Cumulative time (s)	210.03	192.33
		Speed (m/s)	11.30	9.96
		Stride length (m)	5.19	4.73
		Stride duration (s)	0.463	0.474
		Stride efficiency (%)	42.02	34.89
		Stride count	38.57	42.32

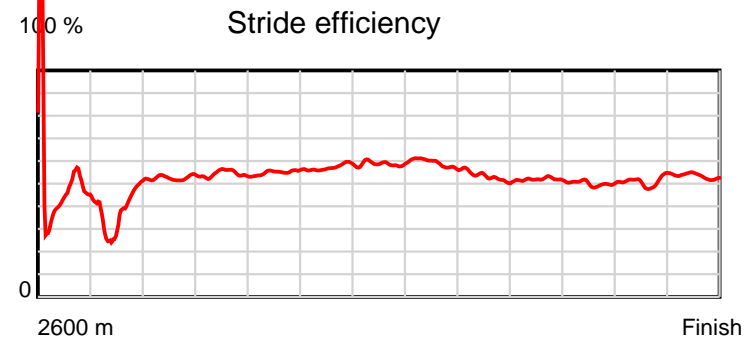
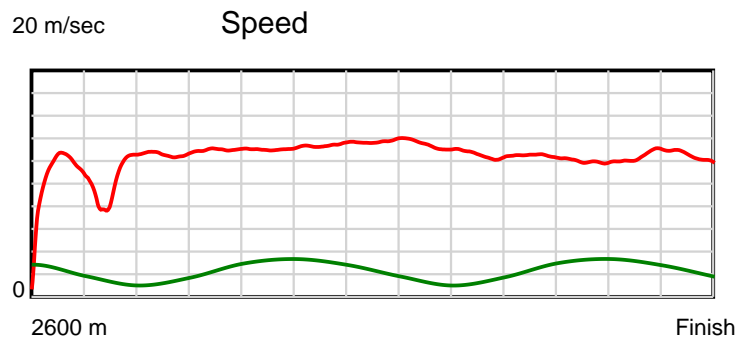
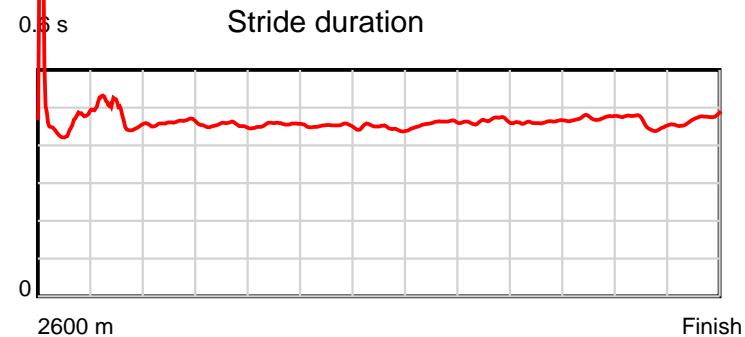
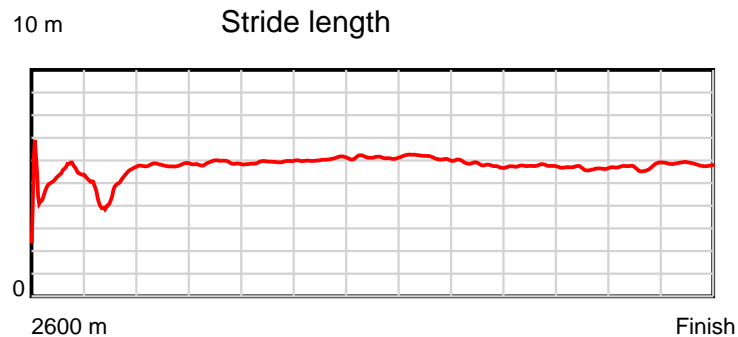
Disclaimer.

HRNZ and NZMTC and Thoroughbred Ratings Pty Ltd accepts no responsibility for the completeness or accuracy of any of the information contained herein, and makes no representations about its suitability for any particular purpose. Users should make their own judgements about those matters and/or seek independent advice. You assume all risks associated with use of the data provided on this page.

Race Results

June 28, 2020, Race 4, NEW TRACKSIDE DINING MENU AT ADDINGTON TROT, Distance 2600m, Addington - Survey 3200m

Result	TAB no.	Horse (Barrier)	2200m to	2000m to	1800m to	1600m to	1400m to	1200m to	1000m to	800m to	600m to	400m to	200m to	Total or	Margin
12th	1	Quik Shot (3)	2000m	1800m	1600m	1400m	1200m	1000m	800m	600m	400m	200m	WP	Average	
		Position in running (margin)	16(44.7)	16(42.9)	15(35.7)	15(34.8)	15(34.0)	15(37.5)	15(34.9)	15(35.5)	15(37.8)	15(42.2)	14(45.3)		48.70
		Sectional time (s)	15.77	15.41	15.55	15.05	14.59	14.93	15.69	16.05	16.85	16.25	16.11		
		Cumulative time (s)	172.25	156.48	141.07	125.52	110.47	95.88	80.95	65.26	49.21	32.36	16.11	3:30.03	
		Speed (m/s)	12.68	12.98	12.86	13.29	13.71	13.40	12.75	12.46	11.87	12.31	12.41	12.38	
		Stride length (m)	5.84	5.89	5.86	6.00	6.12	6.14	5.93	5.75	5.61	5.67	5.85	5.71	
		Stride duration (s)	0.461	0.454	0.456	0.452	0.447	0.459	0.465	0.462	0.473	0.460	0.471	0.461	
		Stride efficiency (%)	53.34	54.15	53.66	56.30	58.57	59.00	54.91	51.74	49.18	50.15	53.41	50.93	
		Stride count	34.23	33.97	34.13	33.32	32.67	32.55	33.74	34.76	35.65	35.30	34.21	455.42	



Note: Horizontal distance axis grid lines are 200m furlongs.

Disclaimer.

HRNZ and NZMTC and Thoroughbred Ratings Pty Ltd accepts no responsibility for the completeness or accuracy of any of the information contained herein, and makes no representations about its suitability for any particular purpose. Users should make their own judgements about those matters and/or seek independent advice. You assume all risks associated with use of the data provided on this page.



Race Results



June 28, 2020, Race 4, NEW TRACKSIDE DINING MENU AT ADDINGTON TROT, Distance 2600m, Addington - Survey 3200m

Result	TAB no.	Horse (Barrier)	2600 to	2400m to
13th	16	Time In A Bott... (2)	2400m	2200m
		Position in running (margin)	-	4(4.7)
		Sectional time (s)	16.39	15.39
		Cumulative time (s)	210.23	193.84
		Speed (m/s)	12.21	13.00
		Stride length (m)	5.55	5.54
		Stride duration (s)	0.427	0.427
		Stride efficiency (%)	48.05	47.99
		Stride count	36.07	36.09

Disclaimer.

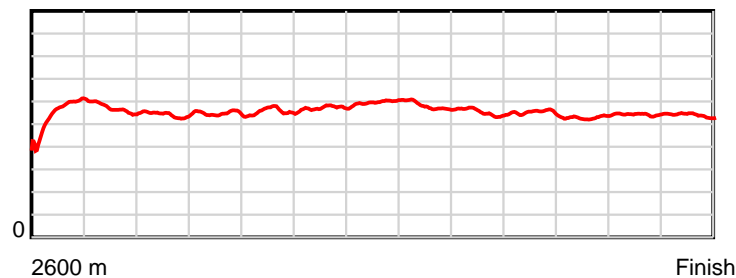
HRNZ and NZMTC and Thoroughbred Ratings Pty Ltd accepts no responsibility for the completeness or accuracy of any of the information contained herein, and makes no representations about its suitability for any particular purpose. Users should make their own judgements about those matters and/or seek independent advice. You assume all risks associated with use of the data provided on this page.

Race Results

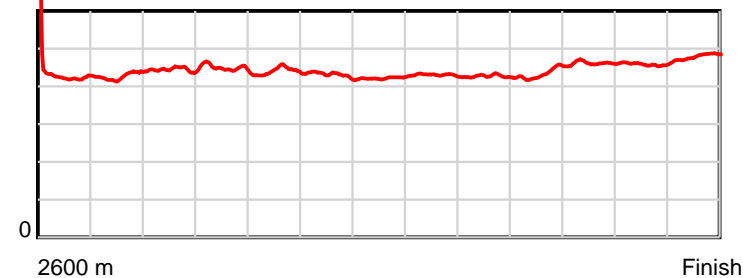
June 28, 2020, Race 4, NEW TRACKSIDE DINING MENU AT ADDINGTON TROT, Distance 2600m, Addington - Survey 3200m

Result	TAB no.	Horse (Barrier)	2200m to	2000m to	1800m to	1600m to	1400m to	1200m to	1000m to	800m to	600m to	400m to	200m to	Total or	Margin
13th	16	Time In A Bott... (2)	2000m	1800m	1600m	1400m	1200m	1000m	800m	600m	400m	200m	WP	Average	
		Position in running (margin)	5(8.7)	6(11.3)	7(10.3)	8(13.2)	9(13.8)	10(15.1)	10(12.9)	11(12.1)	12(13.8)	11(24.5)	12(33.9)		49.80
		Sectional time (s)	16.49	16.44	16.20	15.29	14.21	14.98	15.47	15.96	17.89	17.30	18.22		
		Cumulative time (s)	178.45	161.96	145.52	129.32	114.03	99.82	84.84	69.37	53.41	35.52	18.22	3:30.23	
		Speed (m/s)	12.13	12.17	12.35	13.08	14.07	13.35	12.93	12.53	11.18	11.56	10.98	12.37	
		Stride length (m)	5.39	5.47	5.42	5.63	5.94	5.74	5.51	5.44	5.15	5.30	5.27	5.48	
		Stride duration (s)	0.444	0.450	0.439	0.430	0.422	0.430	0.426	0.434	0.461	0.458	0.480	0.443	
		Stride efficiency (%)	45.33	46.80	45.90	49.56	55.22	51.48	47.47	46.30	41.52	43.91	43.38	46.97	
		Stride count	37.13	36.55	36.90	35.51	33.64	34.84	36.29	36.74	38.80	37.73	37.96	474.25	

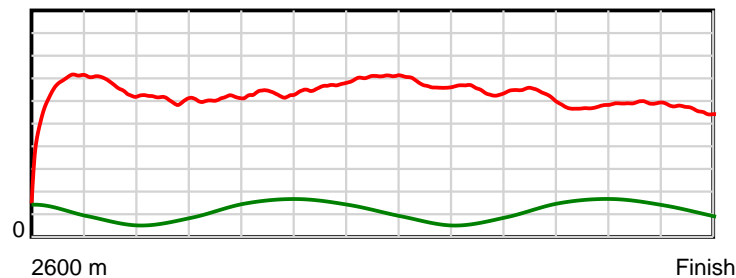
10 m Stride length



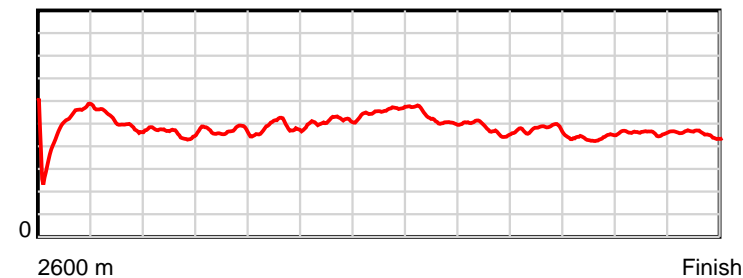
0.6 s Stride duration



20 m/sec Speed



100 % Stride efficiency



Note: Horizontal distance axis grid lines are 200m furlongs.

Disclaimer.

HRNZ and NZMTC and Thoroughbred Ratings Pty Ltd accepts no responsibility for the completeness or accuracy of any of the information contained herein, and makes no representations about its suitability for any particular purpose. Users should make their own judgements about those matters and/or seek independent advice. You assume all risks associated with use of the data provided on this page.



Race Results



June 28, 2020, Race 4, NEW TRACKSIDE DINING MENU AT ADDINGTON TROT, Distance 2600m, Addington - Survey 3200m

Result	TAB no.	Horse (Barrier)	2600 to	2400m to
14th	4	Cabella Noir (6)	2400m	2200m
		Position in running (margin)	-	13(15.3)
		Sectional time (s)	18.32	18.94
		Cumulative time (s)	210.78	192.46
		Speed (m/s)	10.92	10.56
		Stride length (m)	5.05	4.79
		Stride duration (s)	0.447	0.454
		Stride efficiency (%)	39.79	35.86
		Stride count	39.63	41.75

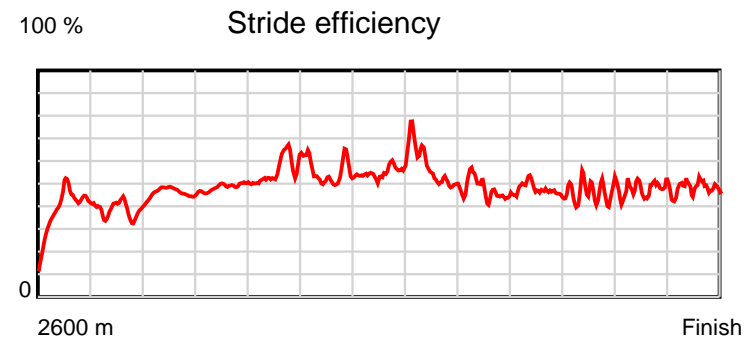
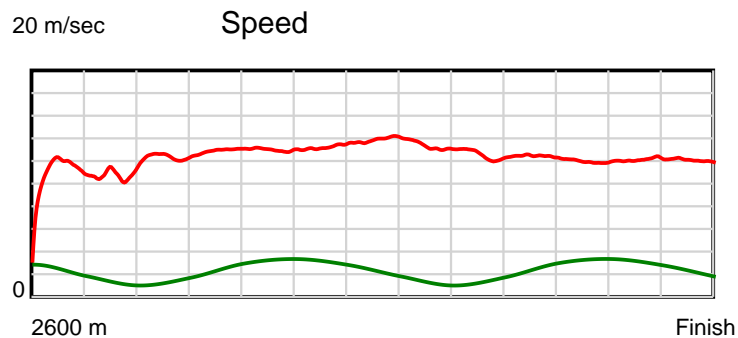
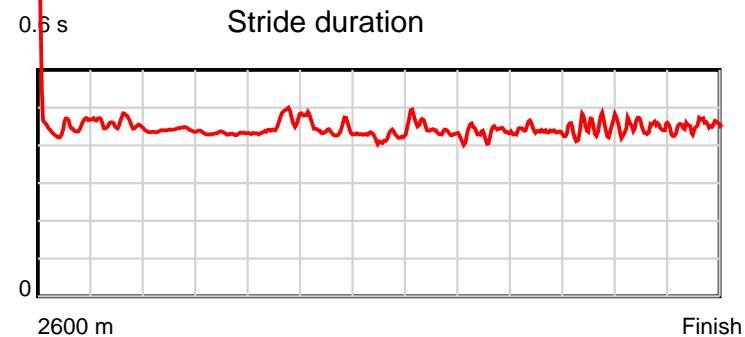
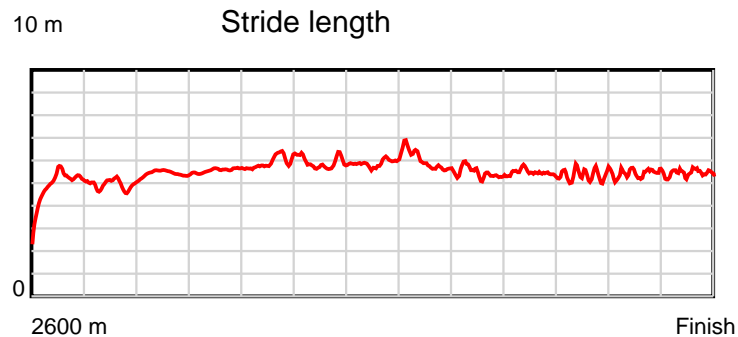
Disclaimer.

HRNZ and NZMTC and Thoroughbred Ratings Pty Ltd accepts no responsibility for the completeness or accuracy of any of the information contained herein, and makes no representations about its suitability for any particular purpose. Users should make their own judgements about those matters and/or seek independent advice. You assume all risks associated with use of the data provided on this page.

Race Results

June 28, 2020, Race 4, NEW TRACKSIDE DINING MENU AT ADDINGTON TROT, Distance 2600m, Addington - Survey 3200m

Result	TAB no.	Horse (Barrier)	2200m to	2000m to	1800m to	1600m to	1400m to	1200m to	1000m to	800m to	600m to	400m to	200m to	Total or	Margin
14th	4	Cabella Noir (6)	2000m	1800m	1600m	1400m	1200m	1000m	800m	600m	400m	200m	WP	Average	
		Position in running (margin)	15(40.7)	14(39.7)	14(32.5)	14(30.4)	14(31.2)	14(33.6)	14(32.2)	14(32.6)	14(35.3)	14(39.2)	15(46.0)		52.90
		Sectional time (s)	15.91	15.40	15.36	15.32	14.40	15.11	15.67	16.11	16.77	16.87	16.60		
		Cumulative time (s)	173.52	157.61	142.21	126.85	111.53	97.13	82.02	66.35	50.24	33.47	16.60	3:30.78	
		Speed (m/s)	12.57	12.99	13.02	13.05	13.89	13.24	12.76	12.41	11.93	11.86	12.05	12.34	
		Stride length (m)	5.54	5.58	5.83	5.76	5.80	5.71	5.42	5.32	5.28	5.03	5.17	5.39	
		Stride duration (s)	0.440	0.430	0.448	0.441	0.418	0.431	0.424	0.429	0.443	0.424	0.429	0.437	
		Stride efficiency (%)	47.90	48.65	53.09	51.89	52.63	50.87	45.86	44.21	43.61	39.52	41.75	45.34	
		Stride count	36.12	35.84	34.31	34.71	34.46	35.05	36.92	37.60	37.86	39.77	38.69	482.71	



Note: Horizontal distance axis grid lines are 200m furlongs.

Disclaimer.

HRNZ and NZMTC and Thoroughbred Ratings Pty Ltd accepts no responsibility for the completeness or accuracy of any of the information contained herein, and makes no representations about its suitability for any particular purpose. Users should make their own judgements about those matters and/or seek independent advice. You assume all risks associated with use of the data provided on this page.



Race Results



June 28, 2020, Race 4, NEW TRACKSIDE DINING MENU AT ADDINGTON TROT, Distance 2600m, Addington - Survey 3200m

Result	TAB no.	Horse (Barrier)	2600 to	2400m to
15th	2	Dora Explorer (4)	2400m	2200m
		Position in running (margin)	-	16(35.5)
		Sectional time (s)	21.68	14.91
		Cumulative time (s)	210.88	189.20
		Speed (m/s)	9.23	13.41
		Stride length (m)	4.54	5.94
		Stride duration (s)	0.476	0.443
		Stride efficiency (%)	32.28	55.14
		Stride count	44.01	33.67

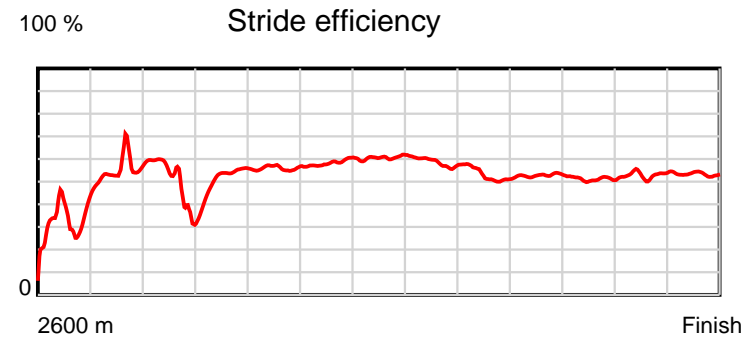
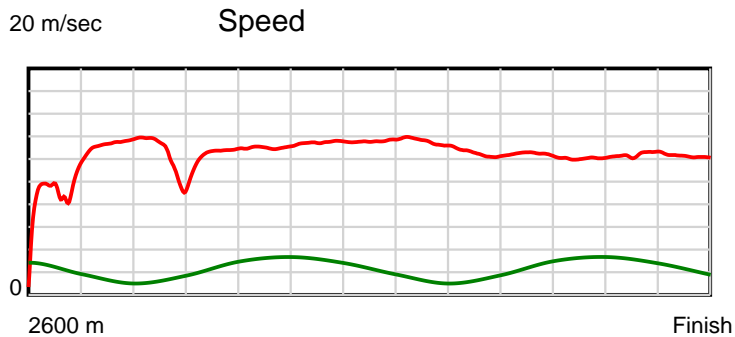
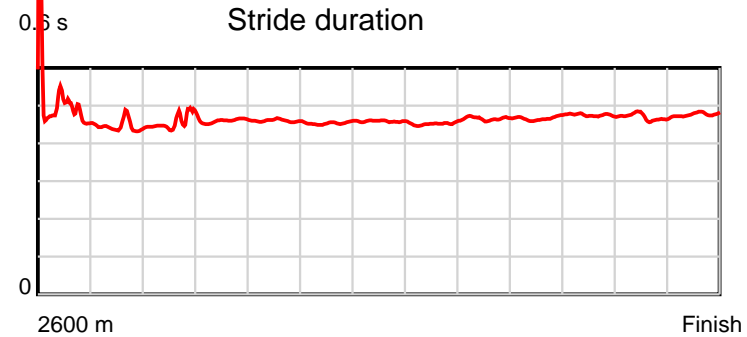
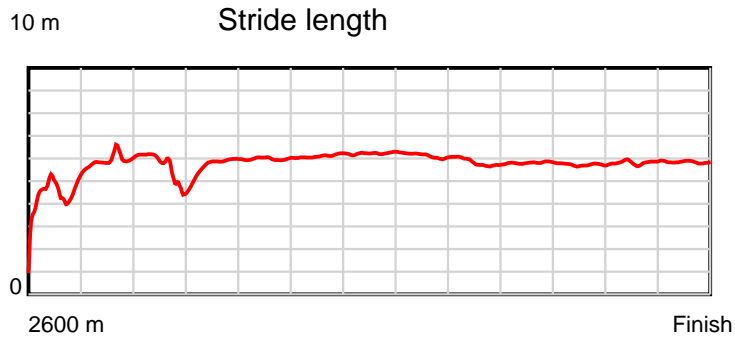
Disclaimer.

HRNZ and NZMTC and Thoroughbred Ratings Pty Ltd accepts no responsibility for the completeness or accuracy of any of the information contained herein, and makes no representations about its suitability for any particular purpose. Users should make their own judgements about those matters and/or seek independent advice. You assume all risks associated with use of the data provided on this page.

Race Results

June 28, 2020, Race 4, NEW TRACKSIDE DINING MENU AT ADDINGTON TROT, Distance 2600m, Addington - Survey 3200m

Result	TAB no.	Horse (Barrier)	2200m to	2000m to	1800m to	1600m to	1400m to	1200m to	1000m to	800m to	600m to	400m to	200m to	Total or	Margin
15th	2	Dora Explorer (4)	2000m	1800m	1600m	1400m	1200m	1000m	800m	600m	400m	200m	WP	Average	
		Position in running (margin)	13(36.7)	15(40.9)	16(37.9)	16(36.7)	16(36.0)	16(39.8)	16(36.7)	16(37.8)	16(40.1)	16(44.4)	16(48.9)		53.40
		Sectional time (s)	16.77	16.11	15.51	15.06	14.63	14.83	15.78	16.07	16.82	16.49	16.22		
		Cumulative time (s)	174.29	157.52	141.41	125.90	110.84	96.21	81.38	65.60	49.53	32.71	16.22	3:30.88	
		Speed (m/s)	11.93	12.41	12.89	13.28	13.67	13.49	12.67	12.45	11.89	12.13	12.33	12.33	
		Stride length (m)	5.33	5.70	5.93	6.02	6.26	6.10	5.90	5.81	5.64	5.69	5.89	5.72	
		Stride duration (s)	0.447	0.459	0.460	0.454	0.458	0.452	0.466	0.467	0.475	0.470	0.477	0.464	
		Stride efficiency (%)	44.40	50.78	54.93	56.72	61.26	58.11	54.44	52.72	49.77	50.67	54.12	51.07	
		Stride count	37.52	35.08	33.73	33.20	31.94	32.80	33.88	34.43	35.44	35.12	33.98	454.80	



Note: Horizontal distance axis grid lines are 200m furlongs.

Disclaimer.

HRNZ and NZMTC and Thoroughbred Ratings Pty Ltd accepts no responsibility for the completeness or accuracy of any of the information contained herein, and makes no representations about its suitability for any particular purpose. Users should make their own judgements about those matters and/or seek independent advice. You assume all risks associated with use of the data provided on this page.



Race Results



June 28, 2020, Race 4, NEW TRACKSIDE DINING MENU AT ADDINGTON TROT, Distance 2600m, Addington - Survey 3200m

Result	TAB no.	Horse (Barrier)	2600 to	2400m to
16th	14	Jerry Garcia (15)	2400m	2200m
		Position in running (margin)	-	14(17.6)
		Sectional time (s)	18.65	18.44
		Cumulative time (s)	211.33	192.68
		Speed (m/s)	10.73	10.85
		Stride length (m)	5.49	5.01
		Stride duration (s)	0.481	0.462
		Stride efficiency (%)	47.18	39.21
		Stride count	36.40	39.93

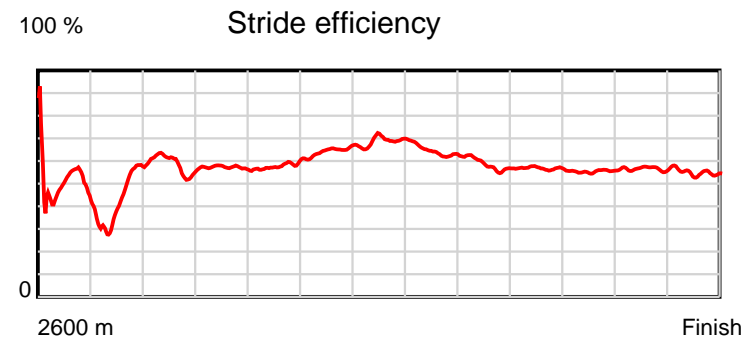
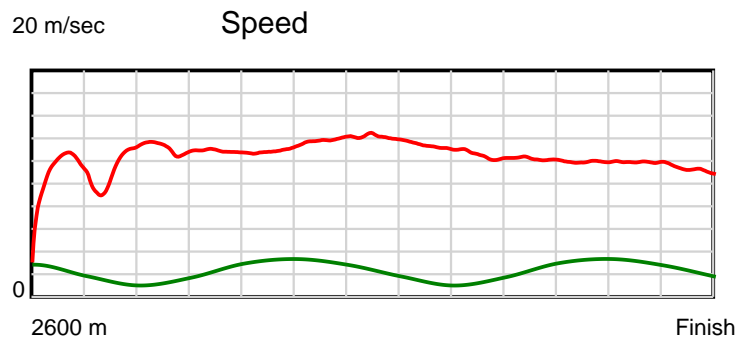
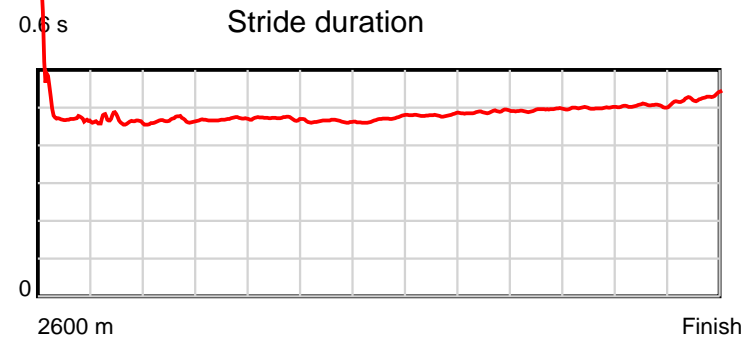
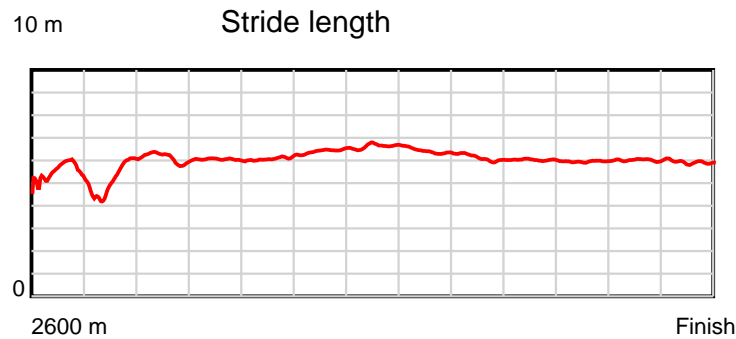
Disclaimer.

HRNZ and NZMTC and Thoroughbred Ratings Pty Ltd accepts no responsibility for the completeness or accuracy of any of the information contained herein, and makes no representations about its suitability for any particular purpose. Users should make their own judgements about those matters and/or seek independent advice. You assume all risks associated with use of the data provided on this page.

Race Results

June 28, 2020, Race 4, NEW TRACKSIDE DINING MENU AT ADDINGTON TROT, Distance 2600m, Addington - Survey 3200m

Result	TAB no.	Horse (Barrier)	2200m to	2000m to	1800m to	1600m to	1400m to	1200m to	1000m to	800m to	600m to	400m to	200m to	Total or	Margin
16th	14	Jerry Garcia (15)	2000m	1800m	1600m	1400m	1200m	1000m	800m	600m	400m	200m	WP	Average	
		Position in running (margin)	14(39.9)	13(34.5)	13(27.4)	13(26.5)	13(23.0)	13(24.4)	13(21.9)	13(24.1)	13(28.8)	12(33.4)	13(41.7)		55.90
		Sectional time (s)	15.16	15.42	15.56	14.60	14.23	14.95	15.95	16.47	16.88	17.11	17.91		
		Cumulative time (s)	174.24	159.08	143.66	128.10	113.50	99.27	84.32	68.37	51.90	35.02	17.91	3:31.33	
		Speed (m/s)	13.19	12.97	12.85	13.70	14.05	13.38	12.54	12.14	11.85	11.69	11.17	12.30	
		Stride length (m)	6.14	6.08	6.07	6.34	6.61	6.43	6.13	6.00	5.92	5.91	5.89	5.97	
		Stride duration (s)	0.466	0.469	0.472	0.463	0.470	0.480	0.489	0.494	0.499	0.506	0.527	0.486	
		Stride efficiency (%)	58.91	57.81	57.65	62.85	68.29	64.55	58.72	56.25	54.70	54.65	54.18	55.78	
		Stride count	32.57	32.88	32.93	31.54	30.25	31.12	32.63	33.33	33.80	33.82	33.96	435.16	



Note: Horizontal distance axis grid lines are 200m furlongs.

Disclaimer.

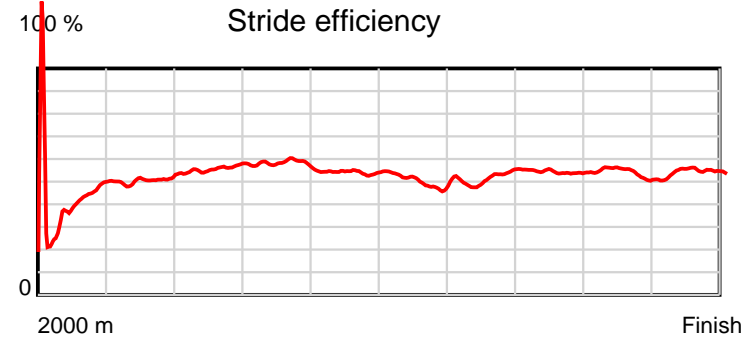
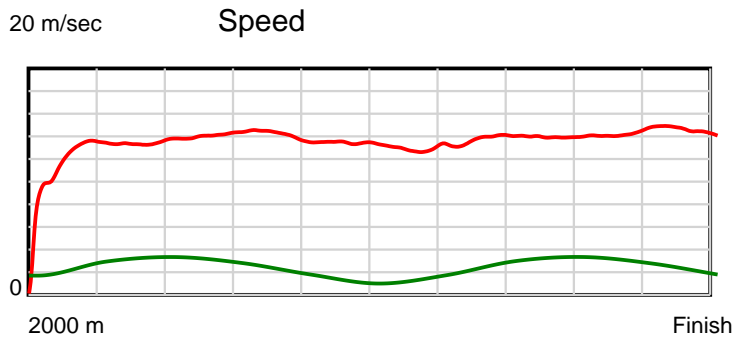
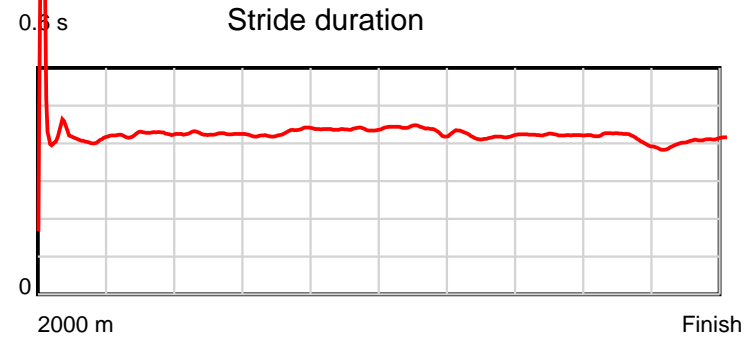
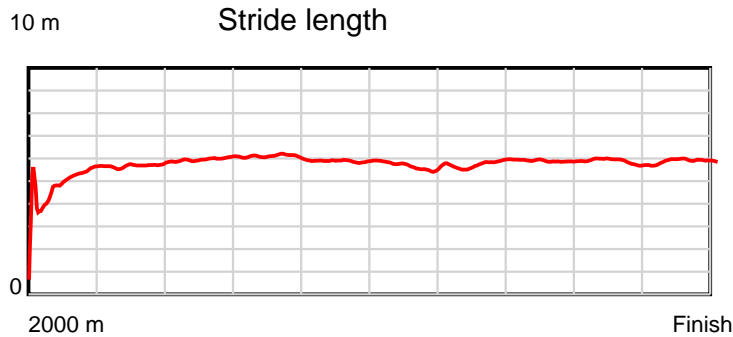
HRNZ and NZMTC and Thoroughbred Ratings Pty Ltd accepts no responsibility for the completeness or accuracy of any of the information contained herein, and makes no representations about its suitability for any particular purpose. Users should make their own judgements about those matters and/or seek independent advice. You assume all risks associated with use of the data provided on this page.



Race Results

June 28, 2020, Race 5, BLUE STAR TAXIS PACE, Distance 2000m, Addington - Survey 3200m

Result	TAB no.	Horse (Barrier)	2000 to	1800m to	1600m to	1400m to	1200m to	1000m to	800m to	600m to	400m to	200m to	Total or	Margin
1st	9	Sagano (7)	1800m	1600m	1400m	1200m	1000m	800m	600m	400m	200m	WP	Average	
		Position in running (margin)	-	10(10.6)	10(12.0)	10(12.6)	9(10.0)	9(8.6)	8(7.3)	5(2.9)	5(2.6)	4(1.8)		0.00
		Sectional time (s)	18.41	15.31	14.76	14.14	15.18	15.52	14.60	14.83	14.61	13.66		
		Cumulative time (s)	151.02	132.61	117.30	102.54	88.40	73.22	57.70	43.10	28.27	13.66	2:31.02	
		Speed (m/s)	10.86	13.06	13.55	14.14	13.18	12.89	13.70	13.49	13.69	14.64	13.24	
		Stride length (m)	4.81	5.54	5.76	6.07	5.76	5.63	5.74	5.69	5.62	5.96	5.64	
		Stride duration (s)	0.441	0.424	0.425	0.429	0.437	0.437	0.419	0.422	0.410	0.407	0.426	
		Stride efficiency (%)	36.14	47.99	51.85	57.55	51.89	49.45	51.52	50.56	49.31	55.56	49.67	
		Stride count	41.59	36.09	34.72	32.96	34.71	35.55	34.83	35.16	35.60	33.54	354.75	



Note: Horizontal distance axis grid lines are 200m furlongs.

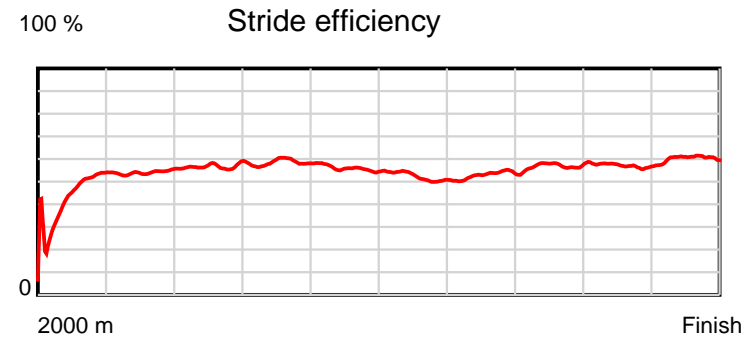
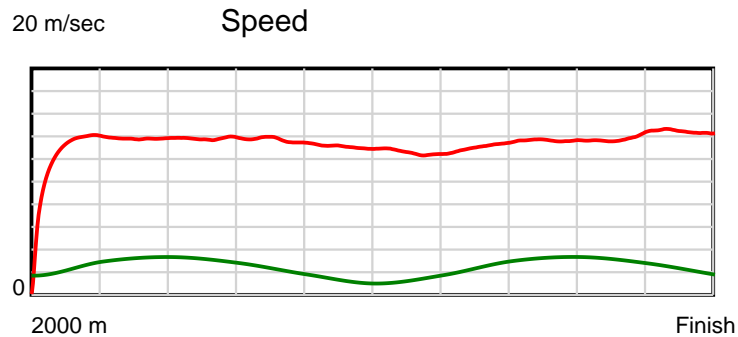
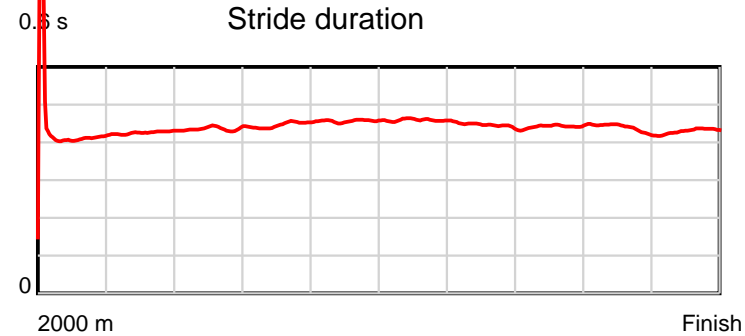
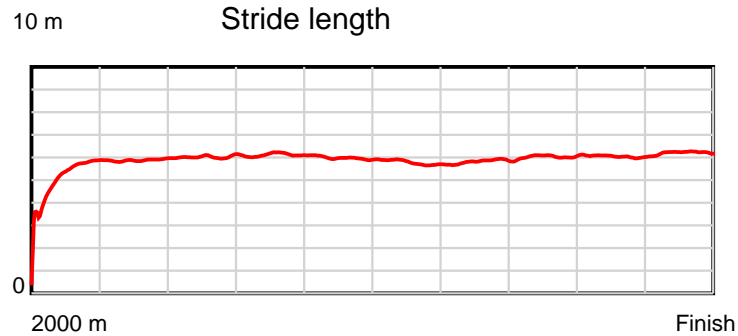
Disclaimer.

HRNZ and NZMTC and Thoroughbred Ratings Pty Ltd accepts no responsibility for the completeness or accuracy of any of the information contained herein, and makes no representations about its suitability for any particular purpose. Users should make their own judgements about those matters and/or seek independent advice. You assume all risks associated with use of the data provided on this page.

Race Results

June 28, 2020, Race 5, BLUE STAR TAXIS PACE, Distance 2000m, Addington - Survey 3200m

Result	TAB no.	Horse (Barrier)	2000 to	1800m to	1600m to	1400m to	1200m to	1000m to	800m to	600m to	400m to	200m to	Total or	Margin
2nd	4	Champagneandwi... (4)	1800m	1600m	1400m	1200m	1000m	800m	600m	400m	200m	WP	Average	
		Position in running (margin)	-	2(1.6)	1(0.0)	2(1.3)	2(2.1)	2(1.5)	3(1.9)	4(1.7)	4(1.5)	3(1.5)		0.00
		Sectional time (s)	16.69	14.82	14.88	14.70	15.31	15.80	15.30	14.85	14.73	14.02		
		Cumulative time (s)	151.10	134.41	119.59	104.71	90.01	74.70	58.90	43.60	28.75	14.02	2:31.10	
		Speed (m/s)	11.98	13.50	13.44	13.61	13.06	12.66	13.07	13.47	13.58	14.27	13.24	
		Stride length (m)	5.10	5.75	5.87	6.08	5.97	5.81	5.82	5.97	5.93	6.14	5.83	
		Stride duration (s)	0.428	0.426	0.436	0.447	0.457	0.459	0.445	0.443	0.437	0.430	0.440	
		Stride efficiency (%)	40.62	51.63	53.79	57.76	55.62	52.66	52.90	55.62	54.92	58.91	53.07	
		Stride count	39.23	34.80	34.09	32.90	33.52	34.45	34.37	33.52	33.74	32.57	343.19	



Note: Horizontal distance axis grid lines are 200m furlongs.

Disclaimer.

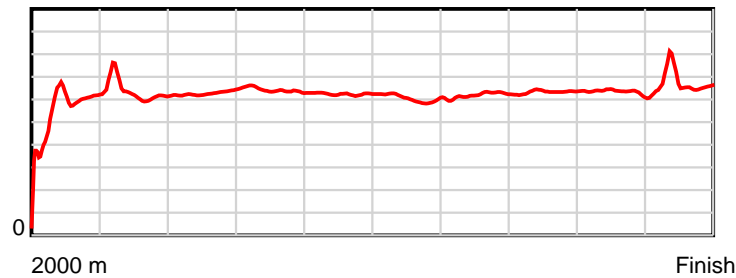
HRNZ and NZMTC and Thoroughbred Ratings Pty Ltd accepts no responsibility for the completeness or accuracy of any of the information contained herein, and makes no representations about its suitability for any particular purpose. Users should make their own judgements about those matters and/or seek independent advice. You assume all risks associated with use of the data provided on this page.

Race Results

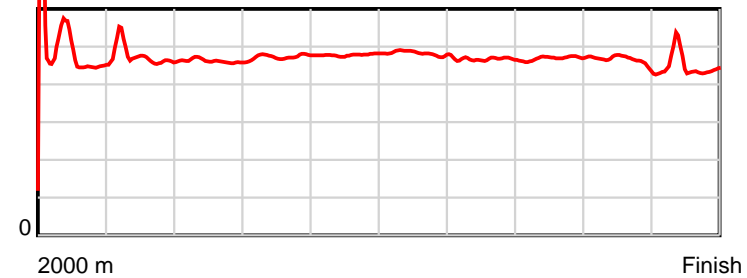
June 28, 2020, Race 5, BLUE STAR TAXIS PACE, Distance 2000m, Addington - Survey 3200m

Result	TAB no.	Horse (Barrier)	2000 to	1800m to	1600m to	1400m to	1200m to	1000m to	800m to	600m to	400m to	200m to	Total or	Margin
3rd	7	Eastwood Isabe... (5)	1800m	1600m	1400m	1200m	1000m	800m	600m	400m	200m	WP	Average	
		Position in running (margin)	-	6(6.3)	6(6.2)	6(7.7)	8(8.9)	8(7.8)	9(7.9)	10(5.9)	9(5.3)	10(5.4)		0.60
		Sectional time (s)	17.63	15.06	14.92	14.76	15.23	15.75	15.00	14.78	14.76	13.23		
		Cumulative time (s)	151.12	133.49	118.43	103.51	88.75	73.52	57.77	42.77	27.99	13.23	2:31.12	
		Speed (m/s)	11.34	13.28	13.40	13.55	13.13	12.70	13.33	13.53	13.55	15.12	13.23	
		Stride length (m)	5.50	6.21	6.19	6.42	6.28	6.13	6.21	6.35	6.25	6.69	6.21	
		Stride duration (s)	0.486	0.468	0.462	0.474	0.478	0.483	0.466	0.470	0.462	0.443	0.469	
		Stride efficiency (%)	47.19	60.25	59.93	64.42	61.61	58.66	60.30	63.09	61.12	69.95	60.26	
		Stride count	36.39	32.21	32.30	31.15	31.85	32.64	32.20	31.47	31.98	29.89	322.08	

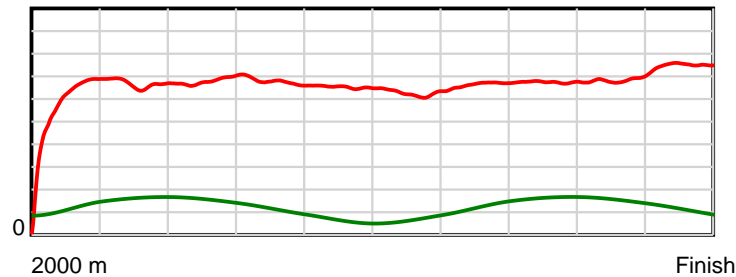
10 m Stride length



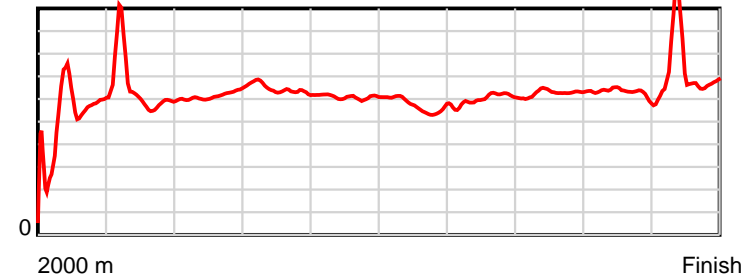
0.5 s Stride duration



20 m/sec Speed



100 % Stride efficiency



Note: Horizontal distance axis grid lines are 200m furlongs.

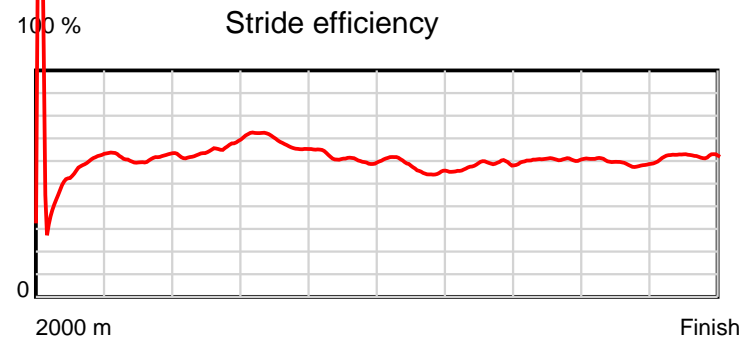
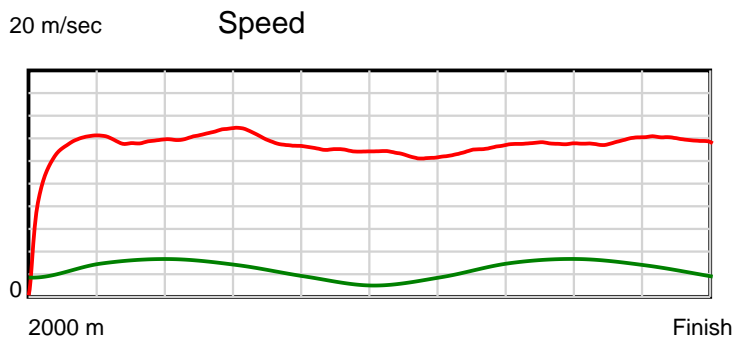
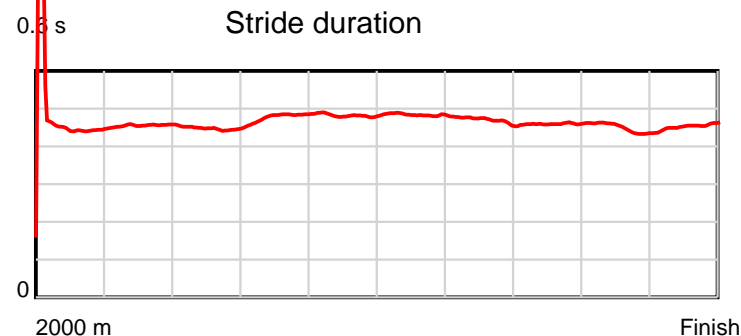
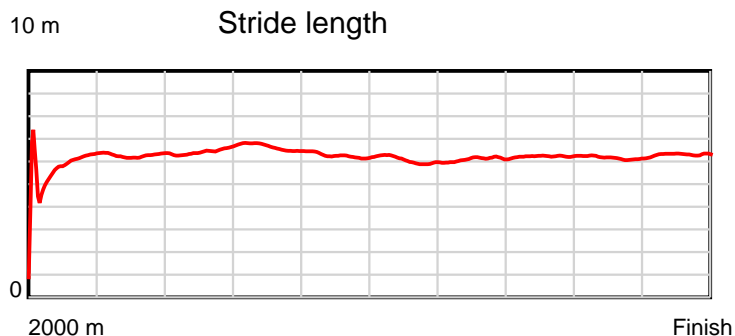
Disclaimer.

HRNZ and NZMTC and Thoroughbred Ratings Pty Ltd accepts no responsibility for the completeness or accuracy of any of the information contained herein, and makes no representations about its suitability for any particular purpose. Users should make their own judgements about those matters and/or seek independent advice. You assume all risks associated with use of the data provided on this page.

Race Results

June 28, 2020, Race 5, BLUE STAR TAXIS PACE, Distance 2000m, Addington - Survey 3200m

Result	TAB no.	Horse (Barrier)	2000 to	1800m to	1600m to	1400m to	1200m to	1000m to	800m to	600m to	400m to	200m to	Total or	Margin
4th	12	Chloe (10)	1800m	1600m	1400m	1200m	1000m	800m	600m	400m	200m	WP	Average	
		Position in running (margin)	-	3(3.5)	3(2.1)	1(0.0)	1(0.0)	1(0.0)	1(0.0)	1(0.0)	1(0.0)	1(0.0)		2.00
		Sectional time (s)	17.14	14.85	14.31	14.56	15.41	15.74	15.34	14.88	14.74	14.40		
		Cumulative time (s)	151.37	134.23	119.38	105.07	90.51	75.10	59.36	44.02	29.14	14.40	2:31.37	
		Speed (m/s)	11.67	13.47	13.98	13.74	12.98	12.71	13.04	13.44	13.57	13.89	13.21	
		Stride length (m)	5.71	6.13	6.26	6.60	6.25	6.15	6.12	6.18	6.07	6.33	6.17	
		Stride duration (s)	0.468	0.456	0.448	0.481	0.482	0.484	0.469	0.460	0.447	0.455	0.467	
		Stride efficiency (%)	50.95	58.81	61.14	68.08	61.06	59.01	58.51	59.65	57.54	62.54	59.51	
		Stride count	35.03	32.60	31.97	30.30	31.99	32.55	32.69	32.37	32.96	31.62	324.08	



Note: Horizontal distance axis grid lines are 200m furlongs.

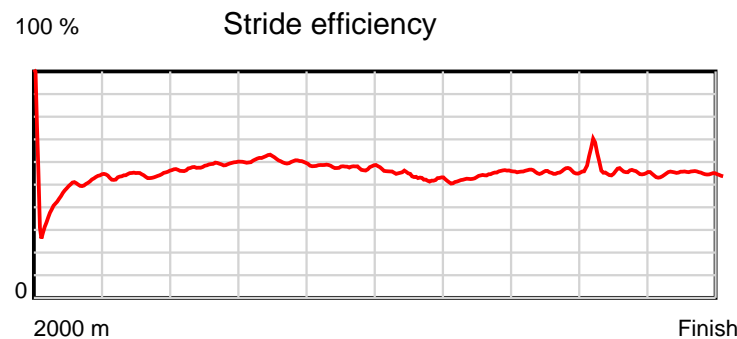
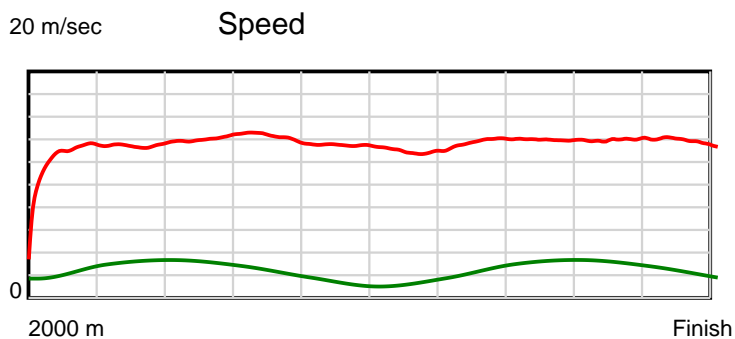
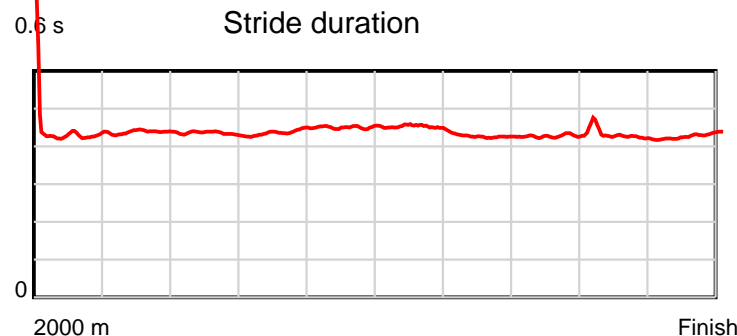
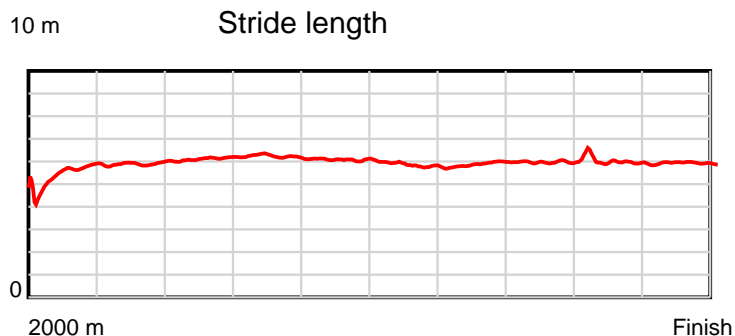
Disclaimer.

HRNZ and NZMTC and Thoroughbred Ratings Pty Ltd accepts no responsibility for the completeness or accuracy of any of the information contained herein, and makes no representations about its suitability for any particular purpose. Users should make their own judgements about those matters and/or seek independent advice. You assume all risks associated with use of the data provided on this page.

Race Results

June 28, 2020, Race 5, BLUE STAR TAXIS PACE, Distance 2000m, Addington - Survey 3200m

Result	TAB no.	Horse (Barrier)	2000 to	1800m to	1600m to	1400m to	1200m to	1000m to	800m to	600m to	400m to	200m to	Total or	Margin
5th	15	Sclta Uno (13)	1800m	1600m	1400m	1200m	1000m	800m	600m	400m	200m	WP	Average	
		Position in running (margin)	-	9(9.0)	9(9.9)	9(10.3)	7(8.2)	7(6.8)	6(5.7)	3(1.3)	2(0.5)	2(1.0)		2.90
		Sectional time (s)	17.95	15.24	14.72	14.23	15.17	15.56	14.61	14.74	14.82	14.49		
		Cumulative time (s)	151.53	133.58	118.34	103.62	89.39	74.22	58.66	44.05	29.31	14.49	2:31.53	
		Speed (m/s)	11.14	13.12	13.59	14.05	13.18	12.85	13.69	13.57	13.50	13.80	13.20	
		Stride length (m)	5.36	5.75	5.90	6.16	5.94	5.79	5.84	5.79	5.78	5.93	5.82	
		Stride duration (s)	0.429	0.438	0.434	0.438	0.450	0.450	0.426	0.427	0.428	0.429	0.441	
		Stride efficiency (%)	44.83	51.59	54.41	59.24	55.08	52.33	53.24	52.41	52.23	54.86	52.84	
		Stride count	37.34	34.81	33.90	32.48	33.69	34.56	34.27	34.54	34.59	33.75	343.93	



Note: Horizontal distance axis grid lines are 200m furlongs.

Disclaimer.

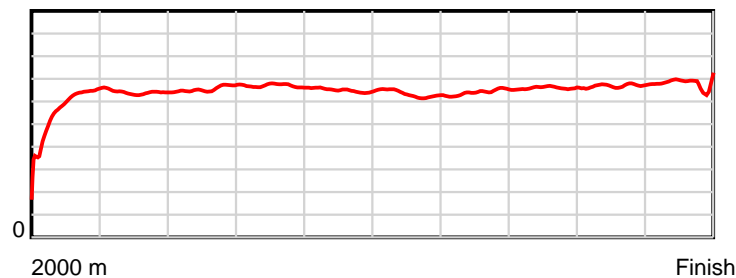
HRNZ and NZMTC and Thoroughbred Ratings Pty Ltd accepts no responsibility for the completeness or accuracy of any of the information contained herein, and makes no representations about its suitability for any particular purpose. Users should make their own judgements about those matters and/or seek independent advice. You assume all risks associated with use of the data provided on this page.

Race Results

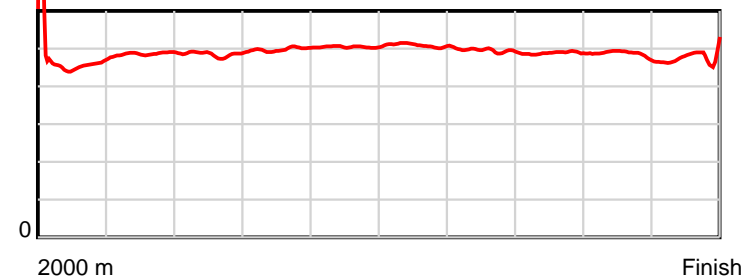
June 28, 2020, Race 5, BLUE STAR TAXIS PACE, Distance 2000m, Addington - Survey 3200m

Result	TAB no.	Horse (Barrier)	2000 to	1800m to	1600m to	1400m to	1200m to	1000m to	800m to	600m to	400m to	200m to	Total or	Margin
6th	1	Gomeo Denario (1)	1800m	1600m	1400m	1200m	1000m	800m	600m	400m	200m	WP	Average	
		Position in running (margin)	-	1(0.0)	2(0.8)	3(3.0)	4(4.1)	4(3.8)	4(3.6)	7(3.8)	6(3.3)	6(3.5)		3.10
		Sectional time (s)	16.62	15.22	15.03	14.74	15.36	15.70	15.37	14.80	14.77	13.95		
		Cumulative time (s)	151.56	134.94	119.72	104.69	89.95	74.59	58.89	43.52	28.72	13.95	2:31.56	
		Speed (m/s)	12.03	13.14	13.31	13.57	13.02	12.74	13.01	13.51	13.54	14.34	13.20	
		Stride length (m)	5.62	6.39	6.46	6.76	6.57	6.48	6.44	6.60	6.57	6.86	6.46	
		Stride duration (s)	0.455	0.487	0.485	0.499	0.505	0.509	0.495	0.488	0.485	0.478	0.489	
		Stride efficiency (%)	49.38	63.86	65.15	71.49	67.44	65.71	64.77	68.00	67.36	73.47	65.16	
		Stride count	35.58	31.28	30.98	29.57	30.44	30.84	31.07	30.32	30.46	29.17	309.71	

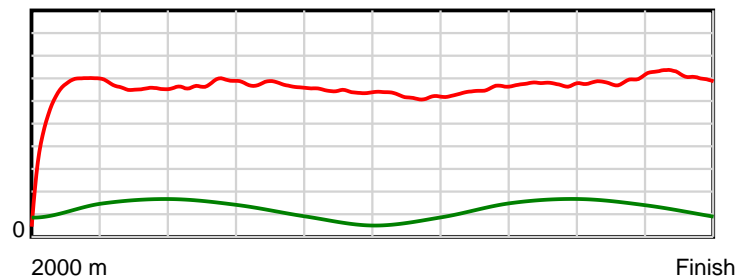
10 m Stride length



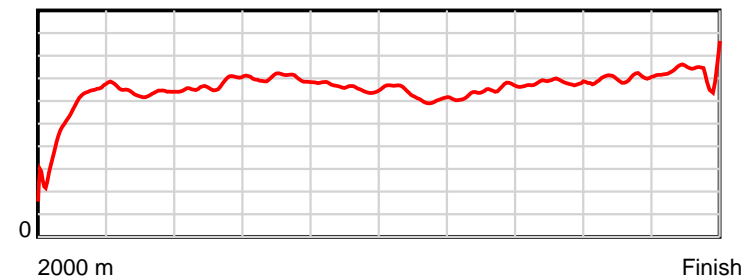
0.6 s Stride duration



20 m/sec Speed



100 % Stride efficiency



Note: Horizontal distance axis grid lines are 200m furlongs.

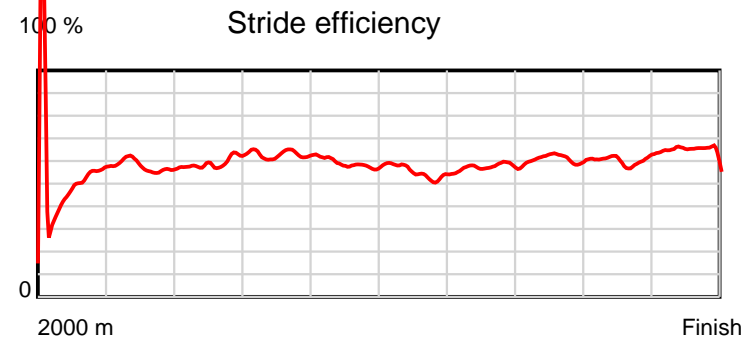
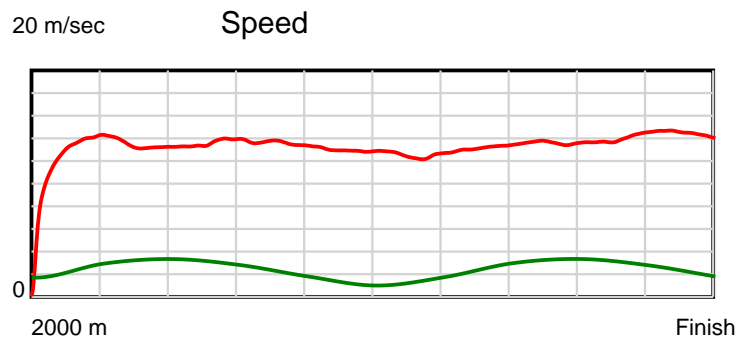
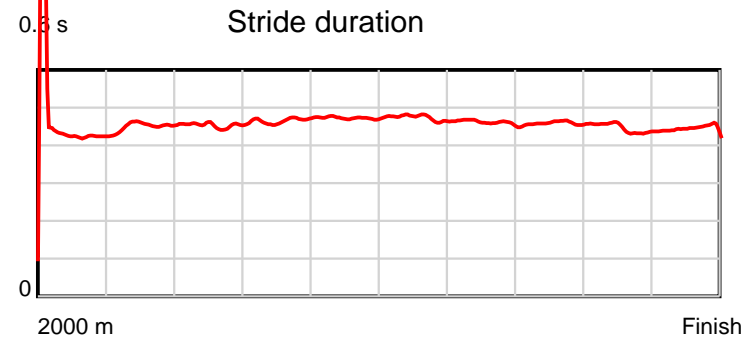
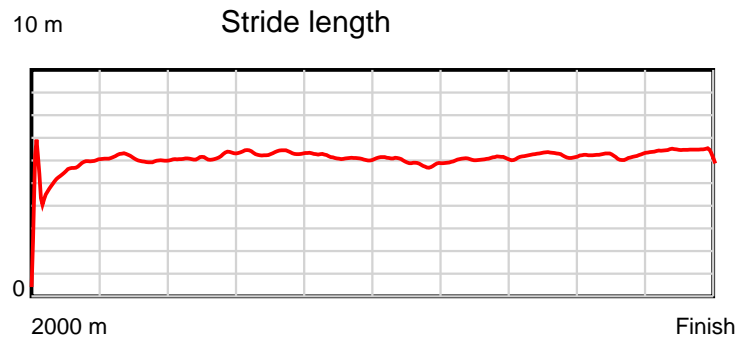
Disclaimer.

HRNZ and NZMTC and Thoroughbred Ratings Pty Ltd accepts no responsibility for the completeness or accuracy of any of the information contained herein, and makes no representations about its suitability for any particular purpose. Users should make their own judgements about those matters and/or seek independent advice. You assume all risks associated with use of the data provided on this page.

Race Results

June 28, 2020, Race 5, BLUE STAR TAXIS PACE, Distance 2000m, Addington - Survey 3200m

Result	TAB no.	Horse (Barrier)	2000 to	1800m to	1600m to	1400m to	1200m to	1000m to	800m to	600m to	400m to	200m to	Total or	Margin
7th	10	Ghostwriter (8)	1800m	1600m	1400m	1200m	1000m	800m	600m	400m	200m	WP	Average	
		Position in running (margin)	-	4(3.8)	4(3.0)	4(4.8)	5(5.8)	6(5.4)	7(5.8)	8(4.7)	10(5.3)	7(4.7)		3.40
		Sectional time (s)	16.99	14.95	14.96	14.74	15.35	15.80	15.16	14.98	14.63	14.06		
		Cumulative time (s)	151.62	134.63	119.68	104.72	89.98	74.63	58.83	43.67	28.69	14.06	2:31.62	
		Speed (m/s)	11.77	13.38	13.37	13.57	13.03	12.66	13.19	13.35	13.67	14.22	13.19	
		Stride length (m)	5.49	6.04	6.06	6.33	6.15	5.99	6.08	6.12	6.07	6.27	6.05	
		Stride duration (s)	0.454	0.452	0.453	0.467	0.472	0.473	0.461	0.459	0.444	0.441	0.459	
		Stride efficiency (%)	47.02	57.05	57.46	62.65	59.15	56.07	57.83	58.59	57.65	61.40	57.26	
		Stride count	36.46	33.10	32.98	31.59	32.51	33.39	32.88	32.66	32.93	31.91	330.41	



Note: Horizontal distance axis grid lines are 200m furlongs.

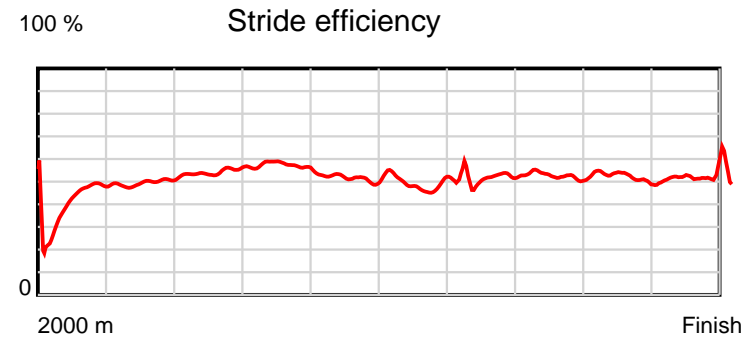
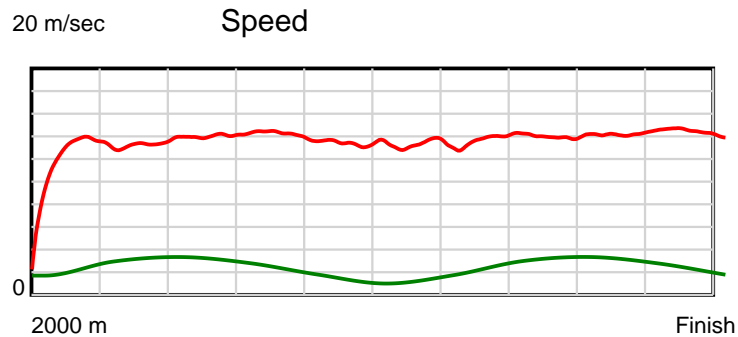
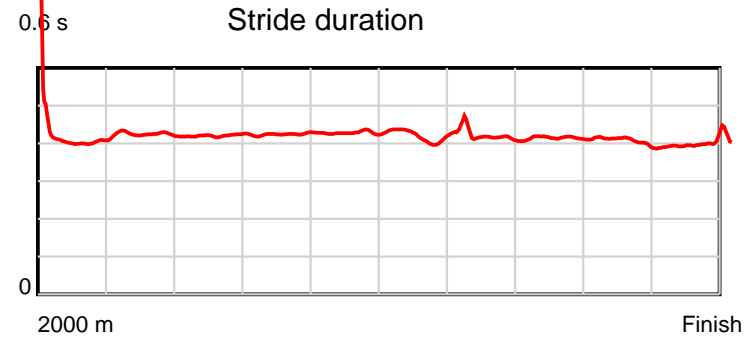
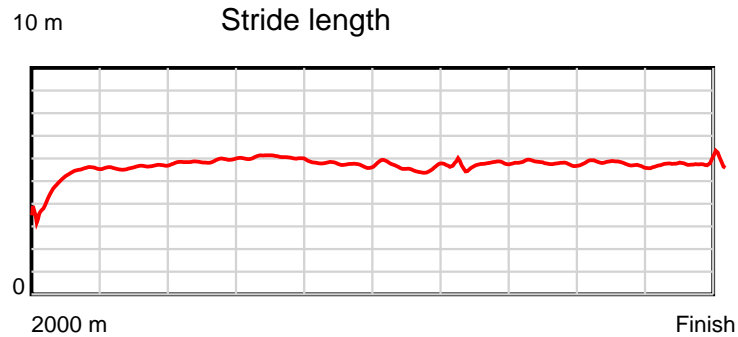
Disclaimer.

HRNZ and NZMTC and Thoroughbred Ratings Pty Ltd accepts no responsibility for the completeness or accuracy of any of the information contained herein, and makes no representations about its suitability for any particular purpose. Users should make their own judgements about those matters and/or seek independent advice. You assume all risks associated with use of the data provided on this page.

Race Results

June 28, 2020, Race 5, BLUE STAR TAXIS PACE, Distance 2000m, Addington - Survey 3200m

Result	TAB no.	Horse (Barrier)	2000 to	1800m to	1600m to	1400m to	1200m to	1000m to	800m to	600m to	400m to	200m to	Total or	Margin
8th	16	Joshua Dylan (14)	1800m	1600m	1400m	1200m	1000m	800m	600m	400m	200m	WP	Average	
		Position in running (margin)	-	14(15.7)	15(17.5)	15(18.4)	15(15.3)	14(14.3)	13(11.0)	11(6.5)	11(5.9)	11(5.9)		4.60
		Sectional time (s)	19.16	15.39	14.81	14.04	15.26	15.18	14.58	14.78	14.75	13.89		
		Cumulative time (s)	151.84	132.68	117.29	102.48	88.44	73.18	58.00	43.42	28.64	13.89	2:31.84	
		Speed (m/s)	10.44	13.00	13.50	14.25	13.11	13.18	13.72	13.53	13.56	14.40	13.17	
		Stride length (m)	4.89	5.53	5.68	6.05	5.61	5.54	5.72	5.61	5.47	5.77	5.57	
		Stride duration (s)	0.416	0.425	0.421	0.424	0.428	0.421	0.417	0.415	0.403	0.401	0.423	
		Stride efficiency (%)	37.39	47.70	50.43	57.13	49.27	47.95	51.09	49.25	46.77	52.03	48.52	
		Stride count	40.89	36.20	35.20	33.08	35.62	36.11	34.98	35.63	36.56	34.66	358.93	



Note: Horizontal distance axis grid lines are 200m furlongs.

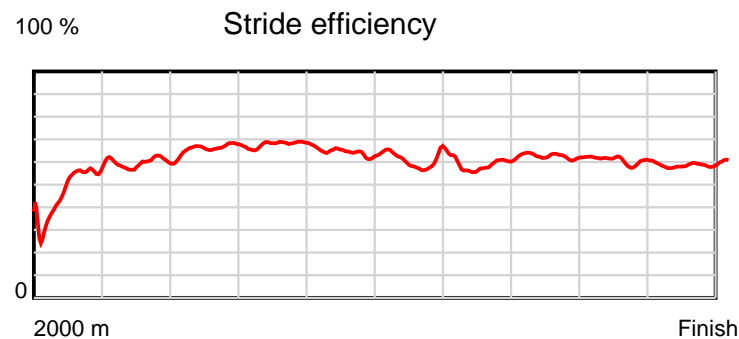
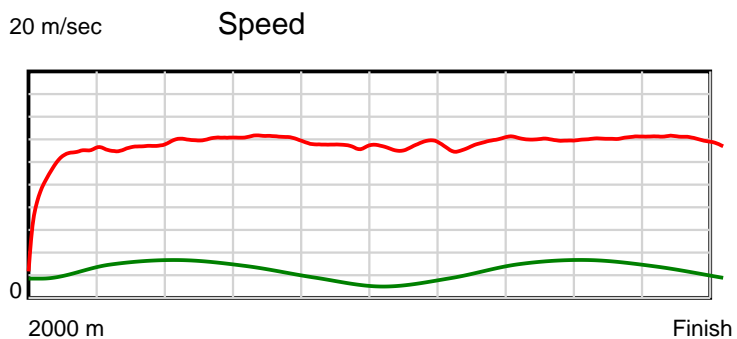
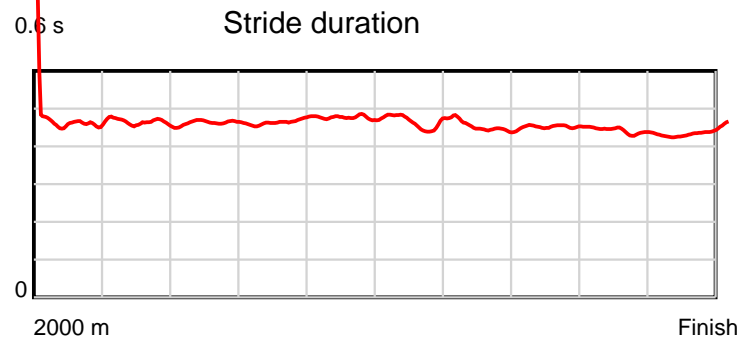
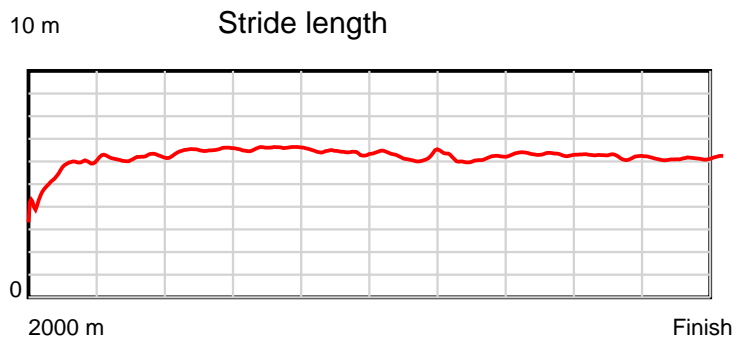
Disclaimer.

HRNZ and NZMTC and Thoroughbred Ratings Pty Ltd accepts no responsibility for the completeness or accuracy of any of the information contained herein, and makes no representations about its suitability for any particular purpose. Users should make their own judgements about those matters and/or seek independent advice. You assume all risks associated with use of the data provided on this page.

Race Results

June 28, 2020, Race 5, BLUE STAR TAXIS PACE, Distance 2000m, Addington - Survey 3200m

Result	TAB no.	Horse (Barrier)	2000 to	1800m to	1600m to	1400m to	1200m to	1000m to	800m to	600m to	400m to	200m to	Total or	Margin
9th	14	Reflectionsofm... (12)	1800m	1600m	1400m	1200m	1000m	800m	600m	400m	200m	WP	Average	
		Position in running (margin)	-	12(13.5)	14(16.5)	14(17.0)	13(14.2)	13(13.1)	11(9.5)	9(4.9)	8(4.6)	8(4.8)		5.50
		Sectional time (s)	18.75	15.58	14.75	14.09	15.24	15.13	14.57	14.84	14.76	14.29		
		Cumulative time (s)	152.00	133.25	117.67	102.92	88.83	73.59	58.46	43.89	29.05	14.29	2:32.00	
		Speed (m/s)	10.66	12.84	13.56	14.19	13.12	13.22	13.73	13.48	13.55	14.00	13.16	
		Stride length (m)	5.44	5.95	6.28	6.62	6.25	6.16	6.16	6.10	5.94	6.16	6.09	
		Stride duration (s)	0.463	0.464	0.463	0.466	0.476	0.466	0.449	0.452	0.439	0.440	0.463	
		Stride efficiency (%)	46.22	55.35	61.67	68.45	60.98	59.28	59.29	58.07	55.20	59.20	57.98	
		Stride count	36.77	33.60	31.84	30.22	32.02	32.47	32.47	32.81	33.65	32.49	328.34	



Note: Horizontal distance axis grid lines are 200m furlongs.

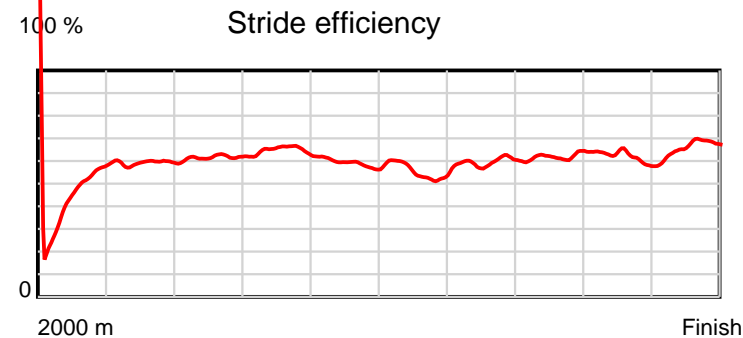
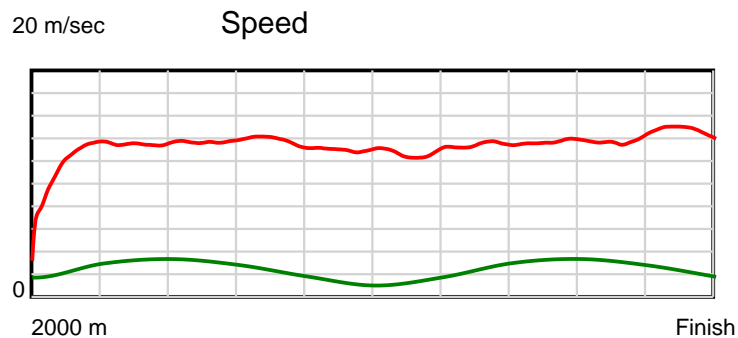
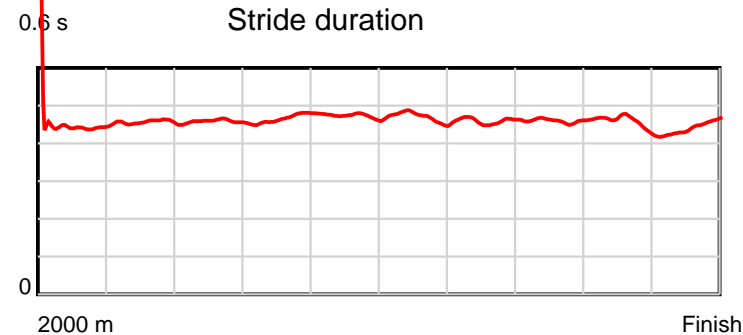
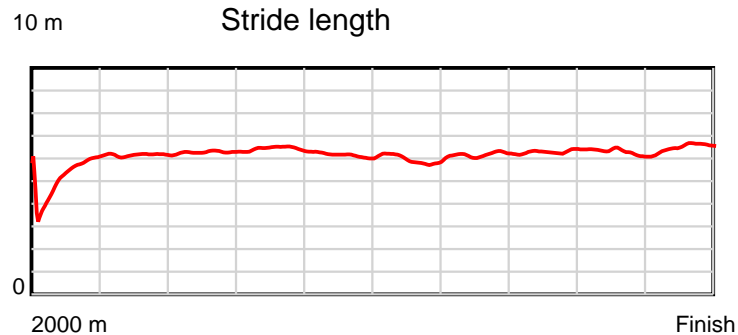
Disclaimer.

HRNZ and NZMTC and Thoroughbred Ratings Pty Ltd accepts no responsibility for the completeness or accuracy of any of the information contained herein, and makes no representations about its suitability for any particular purpose. Users should make their own judgements about those matters and/or seek independent advice. You assume all risks associated with use of the data provided on this page.

Race Results

June 28, 2020, Race 5, BLUE STAR TAXIS PACE, Distance 2000m, Addington - Survey 3200m

Result	TAB no.	Horse (Barrier)	2000 to	1800m to	1600m to	1400m to	1200m to	1000m to	800m to	600m to	400m to	200m to	Total or	Margin
10th	13	Flamboyant (11)	1800m	1600m	1400m	1200m	1000m	800m	600m	400m	200m	WP	Average	
		Position in running (margin)	-	15(16.1)	13(14.7)	13(15.2)	14(15.0)	15(14.4)	16(13.2)	16(10.1)	16(9.1)	14(8.9)		5.50
		Sectional time (s)	19.03	14.85	14.75	14.52	15.32	15.53	14.83	14.70	14.70	13.78		
		Cumulative time (s)	152.01	132.98	118.13	103.38	88.86	73.54	58.01	43.18	28.48	13.78	2:32.01	
		Speed (m/s)	10.51	13.47	13.56	13.77	13.05	12.88	13.49	13.61	13.61	14.51	13.16	
		Stride length (m)	5.05	6.15	6.22	6.43	6.17	6.05	6.20	6.25	6.20	6.45	6.09	
		Stride duration (s)	0.442	0.456	0.458	0.466	0.472	0.470	0.460	0.459	0.456	0.444	0.463	
		Stride efficiency (%)	39.79	59.01	60.38	64.51	59.43	57.20	60.07	61.05	60.03	65.01	57.92	
		Stride count	39.63	32.55	32.17	31.13	32.43	33.06	32.26	32.00	32.27	31.01	328.51	



Note: Horizontal distance axis grid lines are 200m furlongs.

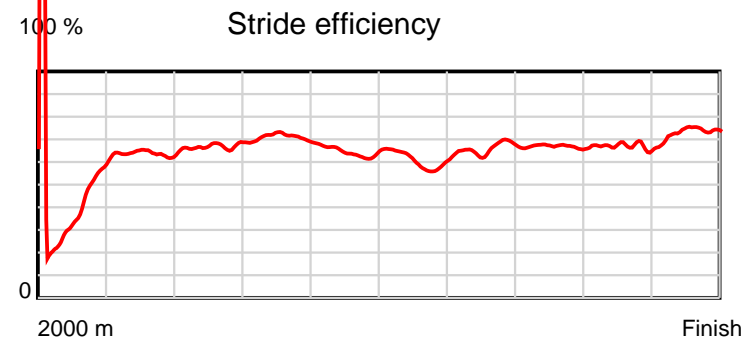
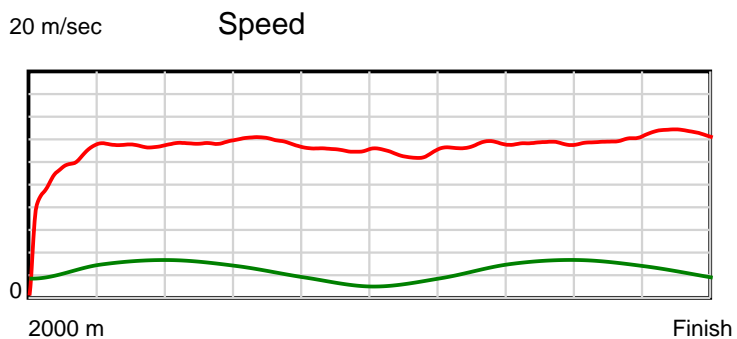
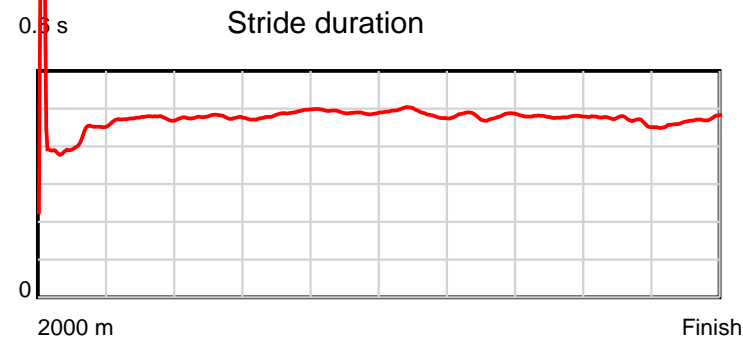
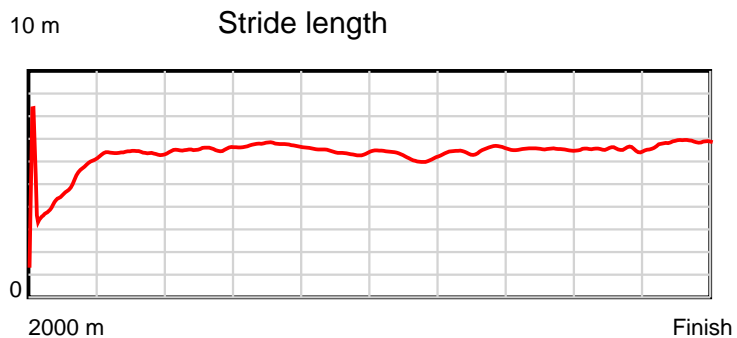
Disclaimer.

HRNZ and NZMTC and Thoroughbred Ratings Pty Ltd accepts no responsibility for the completeness or accuracy of any of the information contained herein, and makes no representations about its suitability for any particular purpose. Users should make their own judgements about those matters and/or seek independent advice. You assume all risks associated with use of the data provided on this page.

Race Results

June 28, 2020, Race 5, BLUE STAR TAXIS PACE, Distance 2000m, Addington - Survey 3200m

Result	TAB no.	Horse (Barrier)	2000 to	1800m to	1600m to	1400m to	1200m to	1000m to	800m to	600m to	400m to	200m to	Total or	Margin
11th	3	Fancy (3)	1800m	1600m	1400m	1200m	1000m	800m	600m	400m	200m	WP	Average	
		Position in running (margin)	-	13(13.5)	11(12.7)	11(13.8)	12(13.2)	12(12.4)	14(11.6)	15(8.8)	15(8.9)	15(9.0)		6.50
		Sectional time (s)	18.86	14.95	14.85	14.46	15.27	15.60	14.88	14.90	14.76	13.65		
		Cumulative time (s)	152.18	133.32	118.37	103.52	89.06	73.79	58.19	43.31	28.41	13.65	2:32.18	
		Speed (m/s)	10.60	13.38	13.47	13.83	13.10	12.82	13.44	13.42	13.55	14.65	13.14	
		Stride length (m)	4.75	6.35	6.43	6.73	6.42	6.26	6.48	6.42	6.35	6.88	6.25	
		Stride duration (s)	0.434	0.475	0.477	0.486	0.490	0.489	0.482	0.478	0.469	0.469	0.475	
		Stride efficiency (%)	35.26	63.06	64.52	70.71	64.43	61.29	65.52	64.45	62.98	73.91	60.99	
		Stride count	42.11	31.48	31.13	29.73	31.15	31.93	30.89	31.14	31.50	29.08	320.14	



Note: Horizontal distance axis grid lines are 200m furlongs.

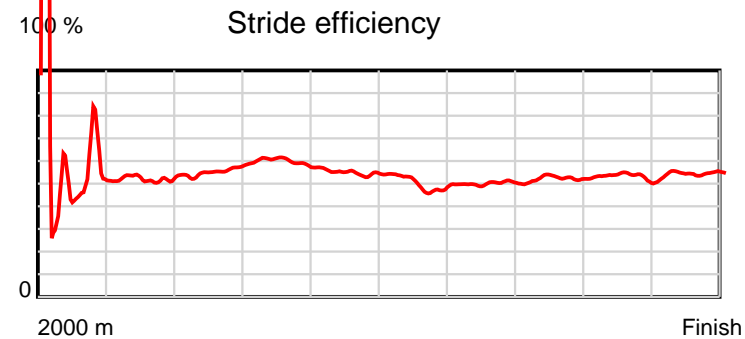
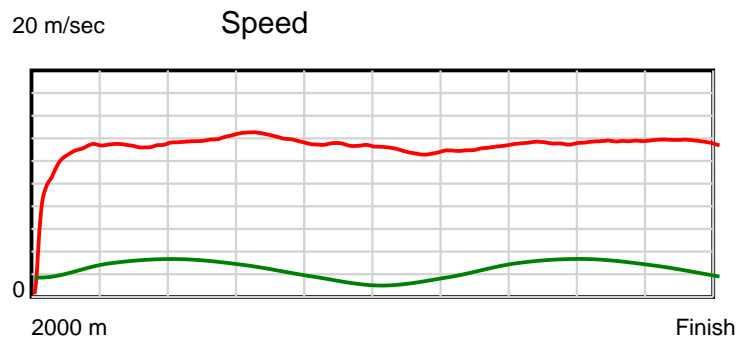
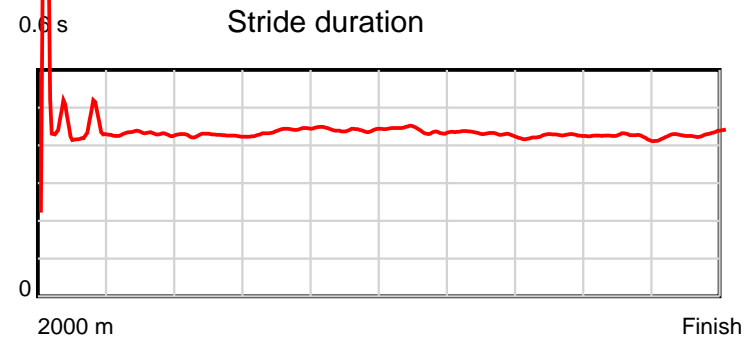
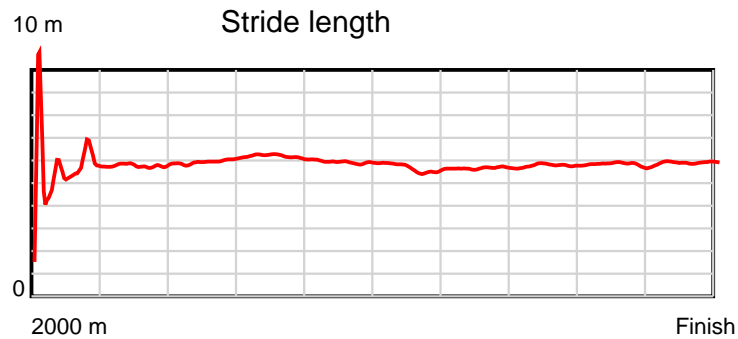
Disclaimer.

HRNZ and NZMTC and Thoroughbred Ratings Pty Ltd accepts no responsibility for the completeness or accuracy of any of the information contained herein, and makes no representations about its suitability for any particular purpose. Users should make their own judgements about those matters and/or seek independent advice. You assume all risks associated with use of the data provided on this page.

Race Results

June 28, 2020, Race 5, BLUE STAR TAXIS PACE, Distance 2000m, Addington - Survey 3200m

Result	TAB no.	Horse (Barrier)	2000 to	1800m to	1600m to	1400m to	1200m to	1000m to	800m to	600m to	400m to	200m to	Total or	Margin
12th	8	The Diva (6)	1800m	1600m	1400m	1200m	1000m	800m	600m	400m	200m	WP	Average	
		Position in running (margin)	-	7(6.9)	7(8.1)	7(8.4)	6(6.1)	5(5.1)	5(3.6)	6(3.0)	7(3.8)	9(4.8)		7.20
		Sectional time (s)	17.68	15.27	14.72	14.19	15.24	15.50	15.24	15.00	14.91	14.56		
		Cumulative time (s)	152.31	134.63	119.36	104.64	90.45	75.21	59.71	44.47	29.47	14.56	2:32.31	
		Speed (m/s)	11.31	13.10	13.59	14.09	13.12	12.90	13.12	13.33	13.41	13.74	13.13	
		Stride length (m)	5.62	5.64	5.80	6.19	5.79	5.67	5.64	5.68	5.67	5.92	5.76	
		Stride duration (s)	0.493	0.431	0.427	0.439	0.441	0.440	0.430	0.426	0.423	0.431	0.439	
		Stride efficiency (%)	49.38	49.68	52.50	59.92	52.42	50.28	49.76	50.40	50.24	54.84	51.81	
		Stride count	35.58	35.47	34.50	32.30	34.53	35.26	35.44	35.22	35.27	33.76	347.33	



Note: Horizontal distance axis grid lines are 200m furlongs.

Disclaimer.

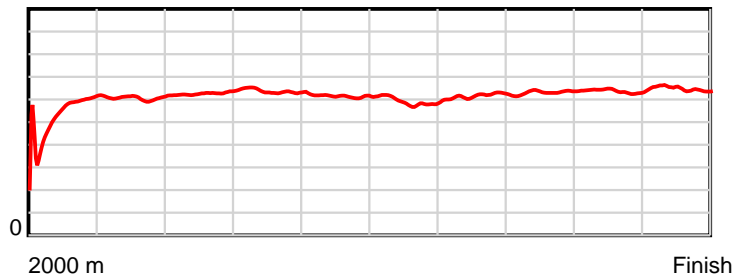
HRNZ and NZMTC and Thoroughbred Ratings Pty Ltd accepts no responsibility for the completeness or accuracy of any of the information contained herein, and makes no representations about its suitability for any particular purpose. Users should make their own judgements about those matters and/or seek independent advice. You assume all risks associated with use of the data provided on this page.

Race Results

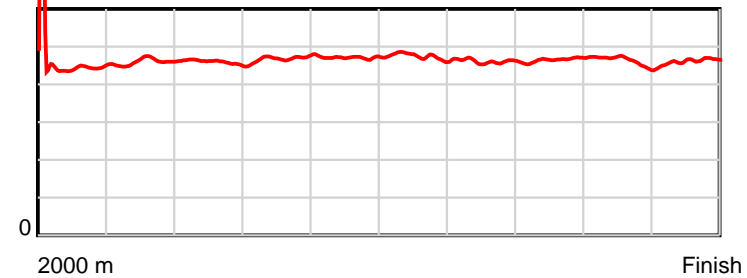
June 28, 2020, Race 5, BLUE STAR TAXIS PACE, Distance 2000m, Addington - Survey 3200m

Result	TAB no.	Horse (Barrier)	2000 to	1800m to	1600m to	1400m to	1200m to	1000m to	800m to	600m to	400m to	200m to	Total or	Margin
13th	2	Donegal Carric... (2)	1800m	1600m	1400m	1200m	1000m	800m	600m	400m	200m	WP	Average	
		Position in running (margin)	-	8(8.4)	8(9.1)	8(9.8)	10(10.9)	10(10.0)	12(9.8)	13(7.8)	14(7.5)	13(7.3)		7.90
		Sectional time (s)	17.87	15.20	14.78	14.75	15.26	15.71	15.00	14.83	14.71	14.32		
		Cumulative time (s)	152.43	134.56	119.36	104.58	89.83	74.57	58.86	43.86	29.03	14.32	2:32.43	
		Speed (m/s)	11.19	13.16	13.53	13.56	13.11	12.73	13.33	13.49	13.60	13.97	13.12	
		Stride length (m)	5.29	6.04	6.21	6.37	6.16	6.03	6.15	6.27	6.27	6.46	6.11	
		Stride duration (s)	0.462	0.459	0.459	0.470	0.470	0.474	0.461	0.465	0.461	0.463	0.466	
		Stride efficiency (%)	43.73	57.06	60.34	63.33	59.37	56.87	59.12	61.43	61.41	65.29	58.32	
		Stride count	37.81	33.10	32.18	31.42	32.45	33.15	32.52	31.90	31.90	30.94	327.37	

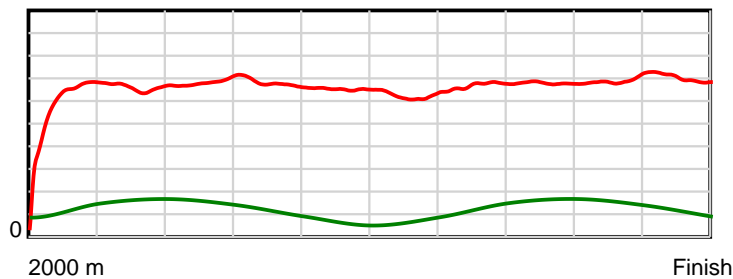
10 m Stride length



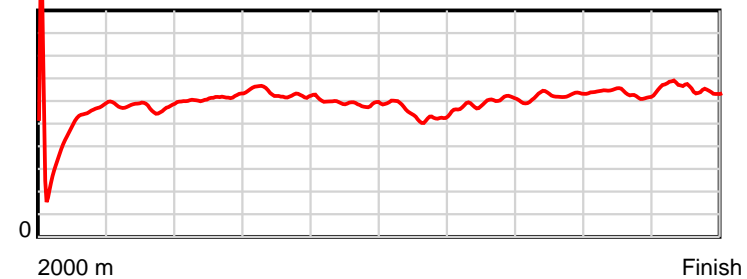
0.5 s Stride duration



20 m/sec Speed



100 % Stride efficiency



Note: Horizontal distance axis grid lines are 200m furlongs.

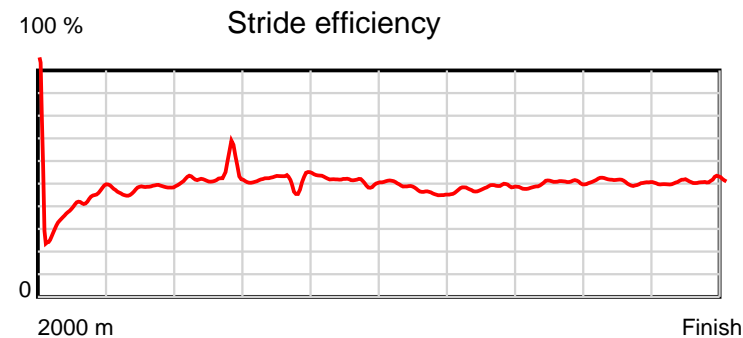
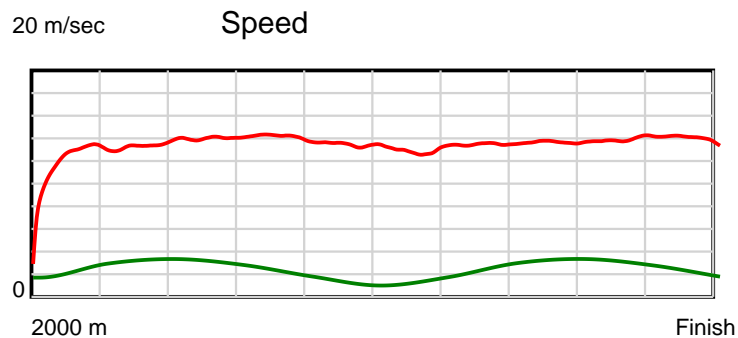
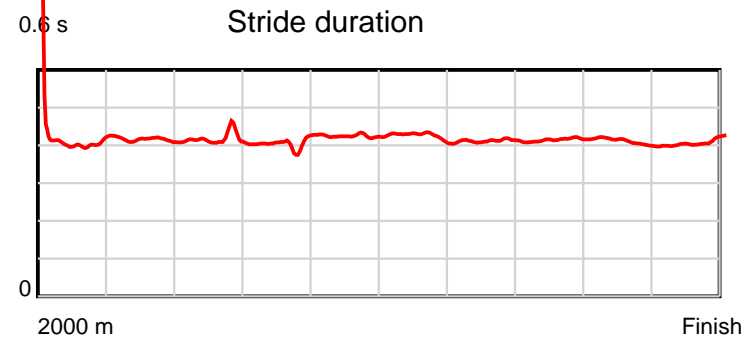
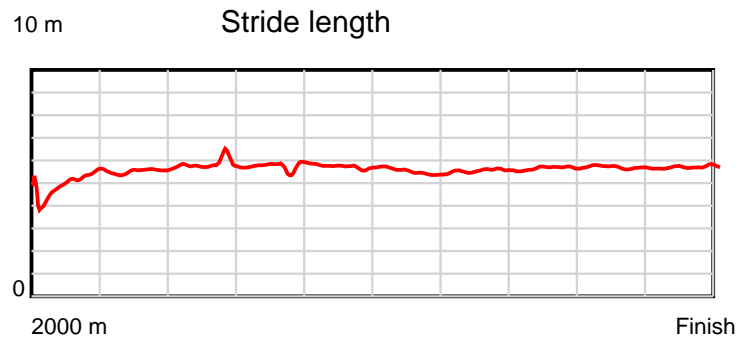
Disclaimer.

HRNZ and NZMTC and Thoroughbred Ratings Pty Ltd accepts no responsibility for the completeness or accuracy of any of the information contained herein, and makes no representations about its suitability for any particular purpose. Users should make their own judgements about those matters and/or seek independent advice. You assume all risks associated with use of the data provided on this page.

Race Results

June 28, 2020, Race 5, BLUE STAR TAXIS PACE, Distance 2000m, Addington - Survey 3200m

Result	TAB no.	Horse (Barrier)	2000 to	1800m to	1600m to	1400m to	1200m to	1000m to	800m to	600m to	400m to	200m to	Total or	Margin
14th	17	Ideal Rule (15)	1800m	1600m	1400m	1200m	1000m	800m	600m	400m	200m	WP	Average	
		Position in running (margin)	-	11(11.5)	12(14.0)	12(14.7)	11(12.2)	11(10.1)	10(9.3)	12(6.5)	12(7.2)	12(7.3)		8.40
		Sectional time (s)	18.44	15.49	14.79	14.14	15.07	15.59	14.88	14.99	14.76	14.38		
		Cumulative time (s)	152.53	134.09	118.60	103.81	89.67	74.60	59.01	44.13	29.14	14.38	2:32.53	
		Speed (m/s)	10.84	12.91	13.52	14.14	13.27	12.83	13.44	13.34	13.55	13.91	13.11	
		Stride length (m)	4.87	5.36	5.61	5.73	5.63	5.44	5.53	5.53	5.55	5.69	5.48	
		Stride duration (s)	0.412	0.415	0.415	0.405	0.424	0.424	0.412	0.415	0.409	0.409	0.418	
		Stride efficiency (%)	37.09	44.96	49.26	51.30	49.49	46.29	47.83	47.82	48.07	50.51	47.00	
		Stride count	41.05	37.29	35.62	34.91	35.54	36.75	36.15	36.15	36.06	35.18	364.70	



Note: Horizontal distance axis grid lines are 200m furlongs.

Disclaimer.

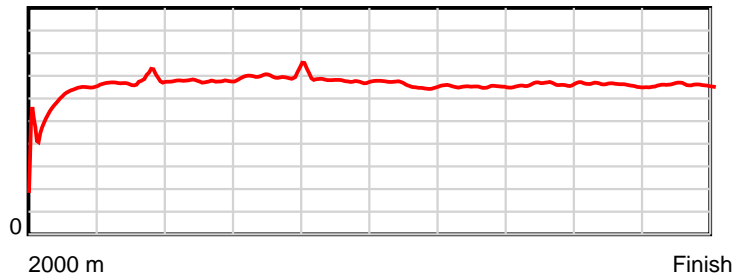
HRNZ and NZMTC and Thoroughbred Ratings Pty Ltd accepts no responsibility for the completeness or accuracy of any of the information contained herein, and makes no representations about its suitability for any particular purpose. Users should make their own judgements about those matters and/or seek independent advice. You assume all risks associated with use of the data provided on this page.

Race Results

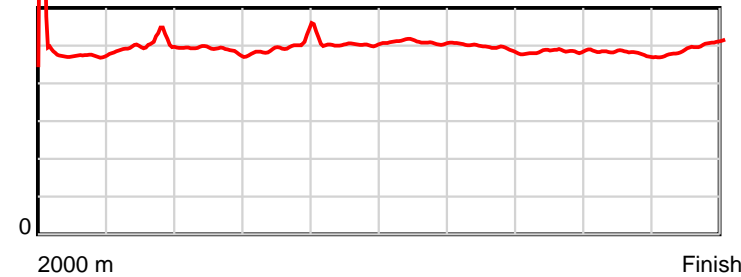
June 28, 2020, Race 5, BLUE STAR TAXIS PACE, Distance 2000m, Addington - Survey 3200m

Result	TAB no.	Horse (Barrier)	2000 to	1800m to	1600m to	1400m to	1200m to	1000m to	800m to	600m to	400m to	200m to	Total or	Margin
15th	11	Vintage Beach (9)	1800m	1600m	1400m	1200m	1000m	800m	600m	400m	200m	WP	Average	
		Position in running (margin)	-	5(5.0)	5(5.3)	5(6.0)	3(4.0)	3(2.4)	2(1.6)	2(1.0)	3(1.4)	5(2.7)		8.40
		Sectional time (s)	17.44	15.14	14.77	14.23	15.16	15.60	15.24	14.94	14.96	15.05		
		Cumulative time (s)	152.53	135.09	119.95	105.18	90.95	75.79	60.19	44.95	30.01	15.05	2:32.53	
		Speed (m/s)	11.47	13.21	13.54	14.05	13.19	12.82	13.12	13.39	13.37	13.29	13.11	
		Stride length (m)	5.68	6.58	6.61	7.04	6.62	6.53	6.48	6.49	6.40	6.63	6.49	
		Stride duration (s)	0.480	0.498	0.488	0.501	0.502	0.510	0.494	0.485	0.478	0.499	0.495	
		Stride efficiency (%)	50.50	67.71	68.30	77.51	68.56	66.70	65.57	65.88	63.92	68.71	65.84	
		Stride count	35.18	30.38	30.25	28.40	30.19	30.61	30.87	30.80	31.27	30.16	308.11	

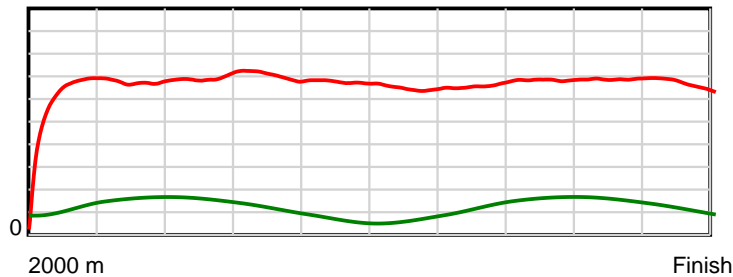
10 m Stride length



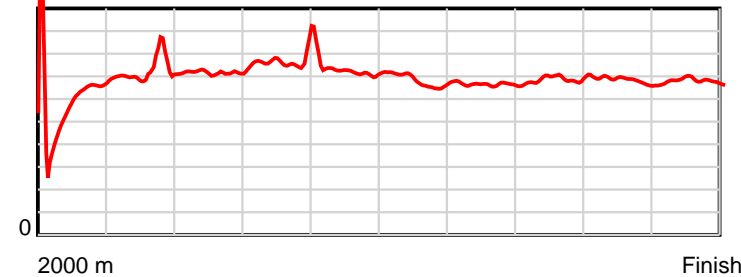
0.6 s Stride duration



20 m/sec Speed



100 % Stride efficiency



Note: Horizontal distance axis grid lines are 200m furlongs.

Disclaimer.

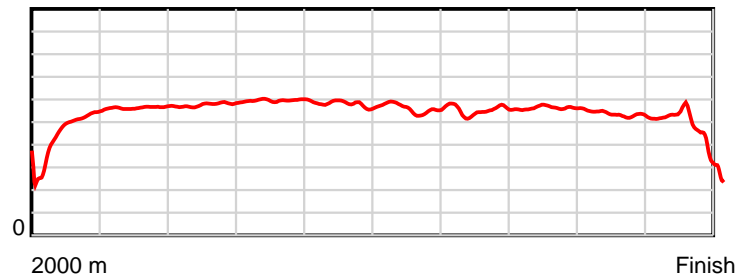
HRNZ and NZMTC and Thoroughbred Ratings Pty Ltd accepts no responsibility for the completeness or accuracy of any of the information contained herein, and makes no representations about its suitability for any particular purpose. Users should make their own judgements about those matters and/or seek independent advice. You assume all risks associated with use of the data provided on this page.

Race Results

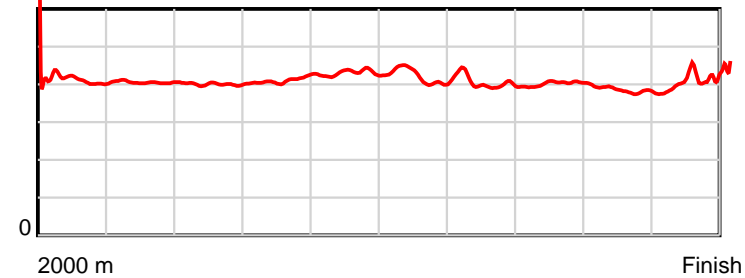
June 28, 2020, Race 5, BLUE STAR TAXIS PACE, Distance 2000m, Addington - Survey 3200m

Result	TAB no.	Horse (Barrier)	2000 to	1800m to	1600m to	1400m to	1200m to	1000m to	800m to	600m to	400m to	200m to	Total or	Margin
16th	18	Masada (16)	1800m	1600m	1400m	1200m	1000m	800m	600m	400m	200m	WP	Average	
		Position in running (margin)	-	16(25.8)	16(23.3)	16(22.0)	16(18.0)	16(15.8)	15(12.2)	14(8.6)	13(7.4)	16(10.0)		41.80
		Sectional time (s)	20.35	14.67	14.45	13.90	15.04	15.15	14.73	14.69	15.18	20.37		
		Cumulative time (s)	158.53	138.18	123.51	109.06	95.16	80.12	64.97	50.24	35.55	20.37	2:38.53	
		Speed (m/s)	9.83	13.63	13.84	14.39	13.30	13.20	13.58	13.61	13.18	9.82	12.62	
		Stride length (m)	4.31	5.53	5.54	5.93	5.71	5.57	5.48	5.47	5.04	4.17	5.21	
		Stride duration (s)	0.411	0.406	0.400	0.412	0.430	0.421	0.403	0.402	0.383	0.425	0.413	
		Stride efficiency (%)	29.04	47.80	48.00	54.97	51.00	48.40	46.89	46.76	39.72	27.20	42.39	
		Stride count	46.39	36.16	36.09	33.72	35.01	35.94	36.51	36.56	39.67	47.94	383.99	

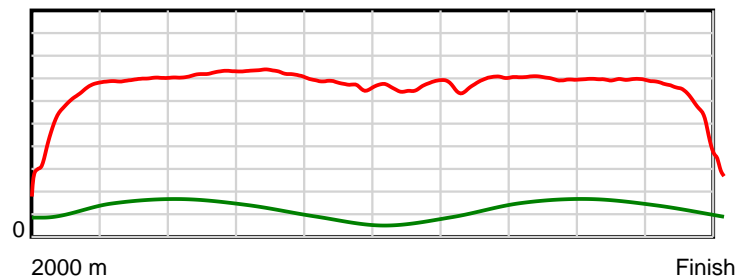
10 m Stride length



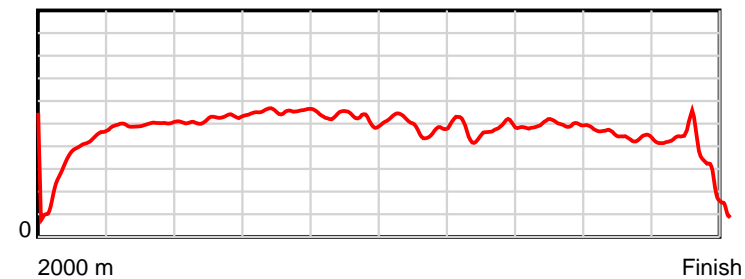
0.6 s Stride duration



20 m/sec Speed



100 % Stride efficiency



Note: Horizontal distance axis grid lines are 200m furlongs.

Disclaimer.

HRNZ and NZMTC and Thoroughbred Ratings Pty Ltd accepts no responsibility for the completeness or accuracy of any of the information contained herein, and makes no representations about its suitability for any particular purpose. Users should make their own judgements about those matters and/or seek independent advice. You assume all risks associated with use of the data provided on this page.



Race Results



June 28, 2020, Race 6, , Distance 2600m, Addington - Survey 3200m

Result	TAB no.	Horse (Barrier)	2600 to	2400m to
1st	6	Martha Stuart (7)	2400m	2200m
		Position in running (margin)	-	1(0.0)
		Sectional time (s)	16.38	16.33
		Cumulative time (s)	205.59	189.21
		Speed (m/s)	12.21	12.25
		Stride length (m)	5.60	5.86
		Stride duration (s)	0.455	0.478
		Stride efficiency (%)	49.06	53.59
		Stride count	35.70	34.15

Disclaimer.

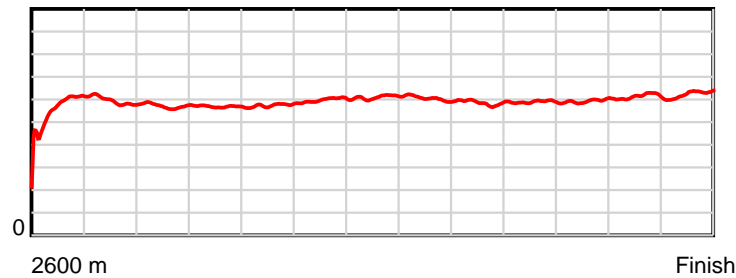
HRNZ and NZMTC and Thoroughbred Ratings Pty Ltd accepts no responsibility for the completeness or accuracy of any of the information contained herein, and makes no representations about its suitability for any particular purpose. Users should make their own judgements about those matters and/or seek independent advice. You assume all risks associated with use of the data provided on this page.

Race Results

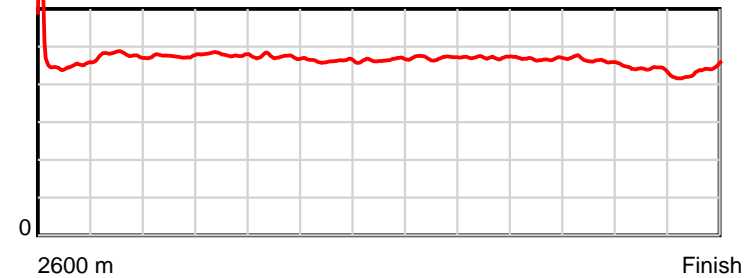
June 28, 2020, Race 6, , Distance 2600m, Addington - Survey 3200m

Result	TAB no.	Horse (Barrier)	2200m to	2000m to	1800m to	1600m to	1400m to	1200m to	1000m to	800m to	600m to	400m to	200m to	Total or	Margin
1st	6	Martha Stuart (7)	2000m	1800m	1600m	1400m	1200m	1000m	800m	600m	400m	200m	WP	Average	
		Position in running (margin)	2(1.4)	2(2.4)	2(2.4)	2(2.1)	2(1.8)	2(1.8)	2(1.9)	2(2.1)	2(1.9)	2(2.1)	2(1.6)		0.00
		Sectional time (s)	16.54	16.87	16.68	15.80	15.20	15.71	16.00	15.81	15.74	14.51	14.02		
		Cumulative time (s)	172.88	156.34	139.47	122.79	106.99	91.79	76.08	60.08	44.27	28.53	14.02	3:25.59	
		Speed (m/s)	12.09	11.86	11.99	12.66	13.16	12.73	12.50	12.65	12.71	13.78	14.27	12.65	
		Stride length (m)	5.74	5.68	5.67	5.85	6.11	5.99	5.89	5.91	5.90	6.06	6.22	5.88	
		Stride duration (s)	0.475	0.479	0.473	0.462	0.465	0.471	0.471	0.467	0.464	0.440	0.436	0.465	
		Stride efficiency (%)	51.45	50.41	50.29	53.47	58.42	56.15	54.28	54.51	54.35	57.43	60.50	54.01	
		Stride count	34.86	35.21	35.25	34.19	32.71	33.36	33.93	33.86	33.91	32.99	32.14	442.26	

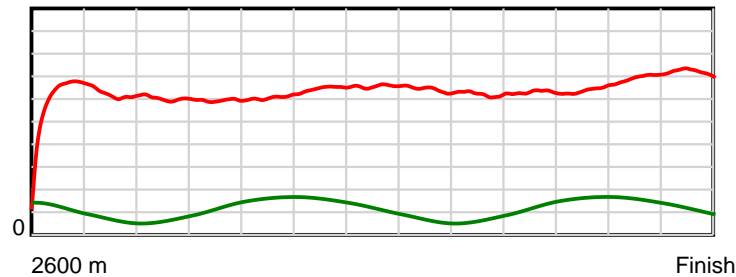
10 m Stride length



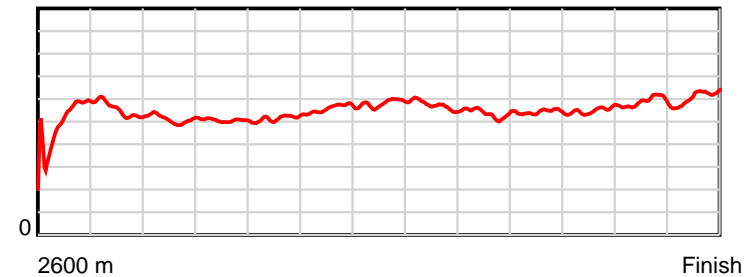
0.5 s Stride duration



20 m/sec Speed



100 % Stride efficiency



Note: Horizontal distance axis grid lines are 200m furlongs.

Disclaimer.

HRNZ and NZMTC and Thoroughbred Ratings Pty Ltd accepts no responsibility for the completeness or accuracy of any of the information contained herein, and makes no representations about its suitability for any particular purpose. Users should make their own judgements about those matters and/or seek independent advice. You assume all risks associated with use of the data provided on this page.



Race Results



June 28, 2020, Race 6, , Distance 2600m, Addington - Survey 3200m

Result	TAB no.	Horse (Barrier)	2600 to 2400m	2400m to 2200m
2nd	10	Yuri (0)		
		Position in running (margin)	-	3(5.6)
		Sectional time (s)	17.30	15.17
		Cumulative time (s)	205.78	188.48
		Speed (m/s)	11.56	13.18
		Stride length (m)	5.58	5.99
		Stride duration (s)	0.444	0.455
		Stride efficiency (%)	48.58	56.11
		Stride count	35.87	33.38

Disclaimer.

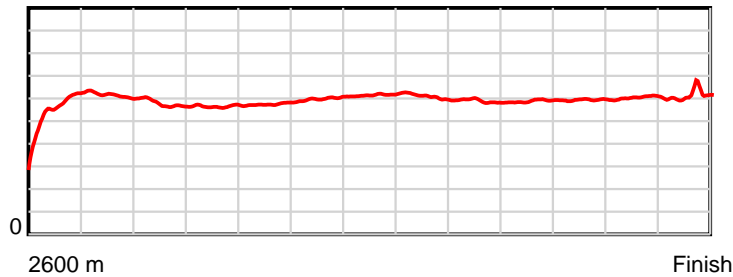
HRNZ and NZMTC and Thoroughbred Ratings Pty Ltd accepts no responsibility for the completeness or accuracy of any of the information contained herein, and makes no representations about its suitability for any particular purpose. Users should make their own judgements about those matters and/or seek independent advice. You assume all risks associated with use of the data provided on this page.

Race Results

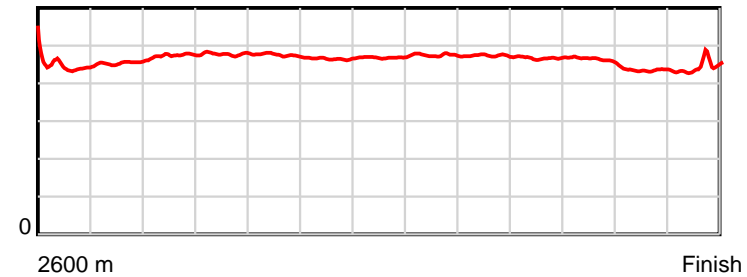
June 28, 2020, Race 6, , Distance 2600m, Addington - Survey 3200m

Result	TAB no.	Horse (Barrier)	2200m to	2000m to	1800m to	1600m to	1400m to	1200m to	1000m to	800m to	600m to	400m to	200m to	Total or	Margin
2nd	10	Yuri (0)	2000m	1800m	1600m	1400m	1200m	1000m	800m	600m	400m	200m	WP	Average	
		Position in running (margin)	1(0.0)	1(0.0)	1(0.0)	1(0.0)	1(0.0)	1(0.0)	1(0.0)	1(0.0)	1(0.0)	1(0.0)	1(0.0)		1.10
		Sectional time (s)	16.37	16.88	16.74	15.83	15.21	15.69	15.97	15.84	15.71	14.58	14.49		
		Cumulative time (s)	173.31	156.94	140.06	123.32	107.49	92.28	76.59	60.62	44.78	29.07	14.49	3:25.78	
		Speed (m/s)	12.22	11.85	11.95	12.63	13.15	12.75	12.52	12.63	12.73	13.72	13.80	12.63	
		Stride length (m)	5.79	5.66	5.68	5.88	6.16	6.05	5.93	5.90	5.89	5.96	6.11	5.89	
		Stride duration (s)	0.474	0.478	0.475	0.465	0.469	0.475	0.473	0.467	0.463	0.434	0.443	0.466	
		Stride efficiency (%)	52.34	50.09	50.37	53.96	59.38	57.27	54.97	54.36	54.29	55.48	58.41	54.14	
		Stride count	34.56	35.32	35.23	34.03	32.44	33.04	33.72	33.91	33.93	33.57	32.71	441.71	

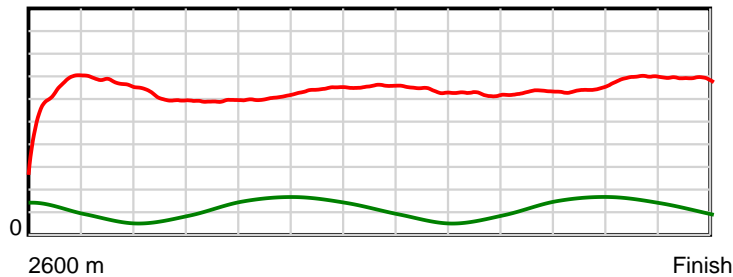
10 m Stride length



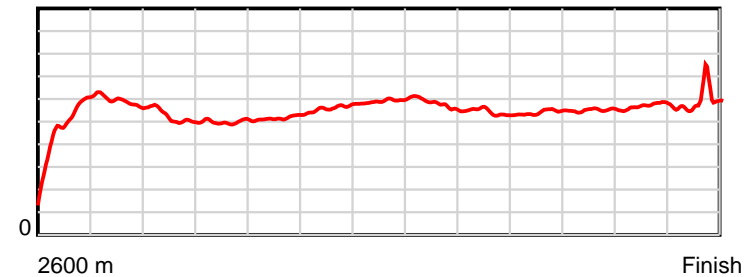
0.6 s Stride duration



20 m/sec Speed



100 % Stride efficiency



Note: Horizontal distance axis grid lines are 200m furlongs.

Disclaimer.

HRNZ and NZMTC and Thoroughbred Ratings Pty Ltd accepts no responsibility for the completeness or accuracy of any of the information contained herein, and makes no representations about its suitability for any particular purpose. Users should make their own judgements about those matters and/or seek independent advice. You assume all risks associated with use of the data provided on this page.



Race Results



June 28, 2020, Race 6, , Distance 2600m, Addington - Survey 3200m

Result	TAB no.	Horse (Barrier)	2600 to	2400m to
3rd	5	Princess Dakot... (6)	2400m	2200m
		Position in running (margin)	-	2(3.2)
		Sectional time (s)	16.87	16.20
		Cumulative time (s)	206.63	189.76
		Speed (m/s)	11.85	12.35
		Stride length (m)	5.22	5.55
		Stride duration (s)	0.442	0.449
		Stride efficiency (%)	42.60	48.11
		Stride count	38.31	36.05

Disclaimer.

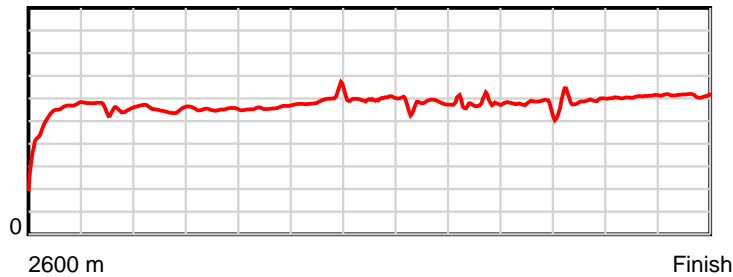
HRNZ and NZMTC and Thoroughbred Ratings Pty Ltd accepts no responsibility for the completeness or accuracy of any of the information contained herein, and makes no representations about its suitability for any particular purpose. Users should make their own judgements about those matters and/or seek independent advice. You assume all risks associated with use of the data provided on this page.

Race Results

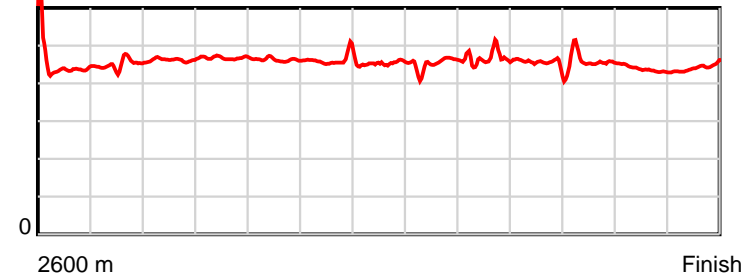
June 28, 2020, Race 6, , Distance 2600m, Addington - Survey 3200m

Result	TAB no.	Horse (Barrier)	2200m to	2000m to	1800m to	1600m to	1400m to	1200m to	1000m to	800m to	600m to	400m to	200m to	Total or	Margin
3rd	5	Princess Dakot... (6)	2000m	1800m	1600m	1400m	1200m	1000m	800m	600m	400m	200m	WP	Average	
		Position in running (margin)	3(3.8)	3(4.5)	3(4.6)	3(4.3)	3(4.2)	3(3.9)	4(4.1)	4(3.8)	4(4.0)	3(3.9)	3(4.7)		5.80
		Sectional time (s)	16.49	16.89	16.68	15.81	15.17	15.72	15.93	15.86	15.69	14.73	14.59		
		Cumulative time (s)	173.56	157.07	140.18	123.50	107.69	92.52	76.80	60.87	45.01	29.32	14.59	3:26.63	
		Speed (m/s)	12.13	11.84	11.99	12.65	13.18	12.72	12.55	12.61	12.75	13.58	13.71	12.58	
		Stride length (m)	5.61	5.54	5.55	5.82	5.92	5.74	5.75	5.67	5.85	5.93	6.06	5.70	
		Stride duration (s)	0.462	0.468	0.463	0.460	0.449	0.451	0.458	0.450	0.459	0.437	0.442	0.453	
		Stride efficiency (%)	49.11	47.94	48.06	53.00	54.75	51.49	51.70	50.26	53.46	54.96	57.42	50.77	
		Stride count	35.68	36.11	36.06	34.34	33.79	34.84	34.77	35.27	34.19	33.73	32.99	456.13	

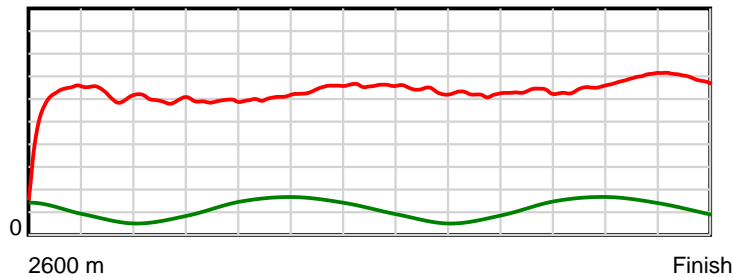
10 m Stride length



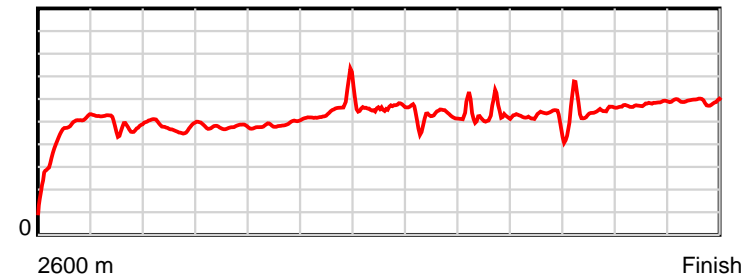
0.6 s Stride duration



20 m/sec Speed



100 % Stride efficiency



Note: Horizontal distance axis grid lines are 200m furlongs.

Disclaimer.

HRNZ and NZMTC and Thoroughbred Ratings Pty Ltd accepts no responsibility for the completeness or accuracy of any of the information contained herein, and makes no representations about its suitability for any particular purpose. Users should make their own judgements about those matters and/or seek independent advice. You assume all risks associated with use of the data provided on this page.



Race Results



June 28, 2020, Race 6, , Distance 2600m, Addington - Survey 3200m

Result	TAB no.	Horse (Barrier)	2600 to	2400m to
4th	3	Cody Banner (4)	2400m	2200m
		Position in running (margin)	-	6(13.0)
		Sectional time (s)	18.60	15.99
		Cumulative time (s)	207.04	188.44
		Speed (m/s)	10.75	12.51
		Stride length (m)	5.11	5.54
		Stride duration (s)	0.465	0.443
		Stride efficiency (%)	40.82	48.04
		Stride count	39.13	36.07

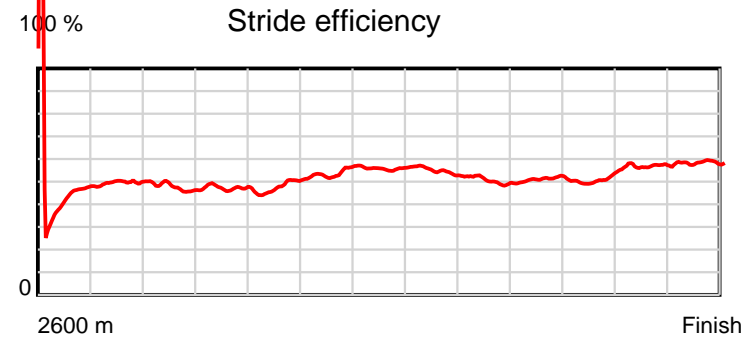
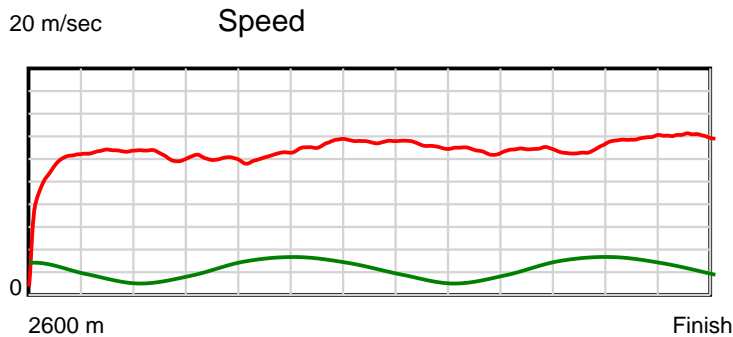
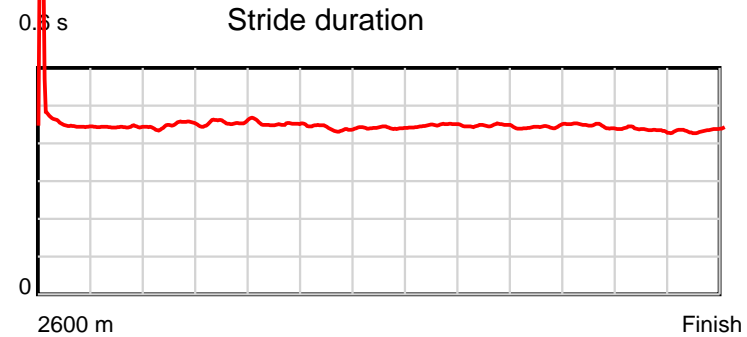
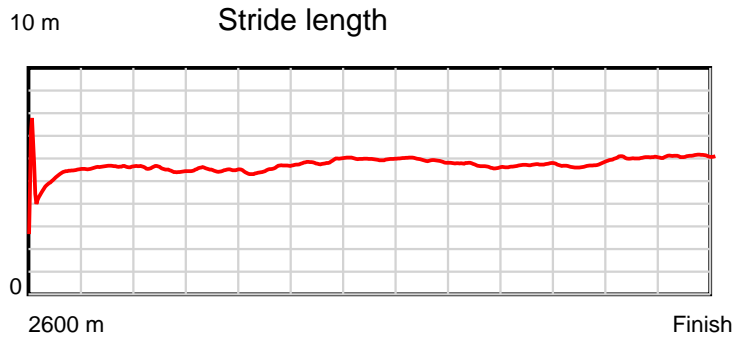
Disclaimer.

HRNZ and NZMTC and Thoroughbred Ratings Pty Ltd accepts no responsibility for the completeness or accuracy of any of the information contained herein, and makes no representations about its suitability for any particular purpose. Users should make their own judgements about those matters and/or seek independent advice. You assume all risks associated with use of the data provided on this page.

Race Results

June 28, 2020, Race 6, , Distance 2600m, Addington - Survey 3200m

Result	TAB no.	Horse (Barrier)	2200m to	2000m to	1800m to	1600m to	1400m to	1200m to	1000m to	800m to	600m to	400m to	200m to	Total or	Margin
4th	3	Cody Banner (4)	2000m	1800m	1600m	1400m	1200m	1000m	800m	600m	400m	200m	WP	Average	
		Position in running (margin)	5(12.2)	6(10.7)	6(8.9)	7(9.4)	6(7.7)	5(6.0)	5(5.1)	5(5.3)	5(4.4)	4(6.0)	4(7.8)		8.10
		Sectional time (s)	16.11	16.59	16.82	15.54	14.93	15.53	16.01	15.67	15.99	14.88	14.38		
		Cumulative time (s)	172.45	156.34	139.75	122.93	107.39	92.46	76.93	60.92	45.25	29.26	14.38	3:27.04	
		Speed (m/s)	12.41	12.06	11.89	12.87	13.40	12.88	12.49	12.76	12.51	13.44	13.91	12.56	
		Stride length (m)	5.57	5.48	5.38	5.67	5.91	5.77	5.58	5.67	5.58	5.85	6.05	5.62	
		Stride duration (s)	0.449	0.455	0.453	0.441	0.441	0.448	0.447	0.444	0.446	0.436	0.435	0.447	
		Stride efficiency (%)	48.51	46.95	45.28	50.22	54.56	51.97	48.72	50.17	48.60	53.57	57.25	49.34	
		Stride count	35.89	36.49	37.15	35.28	33.85	34.68	35.82	35.30	35.86	34.16	33.04	462.72	



Note: Horizontal distance axis grid lines are 200m furlongs.

Disclaimer.

HRNZ and NZMTC and Thoroughbred Ratings Pty Ltd accepts no responsibility for the completeness or accuracy of any of the information contained herein, and makes no representations about its suitability for any particular purpose. Users should make their own judgements about those matters and/or seek independent advice. You assume all risks associated with use of the data provided on this page.



Race Results



June 28, 2020, Race 6, , Distance 2600m, Addington - Survey 3200m

Result	TAB no.	Horse (Barrier)	2600 to	2400m to
5th	2	Sungait's Lega... (3)	2400m	2200m
		Position in running (margin)	-	7(14.8)
		Sectional time (s)	18.76	15.99
		Cumulative time (s)	208.98	190.22
		Speed (m/s)	10.66	12.51
		Stride length (m)	4.95	5.78
		Stride duration (s)	0.456	0.462
		Stride efficiency (%)	38.31	52.28
		Stride count	40.39	34.58

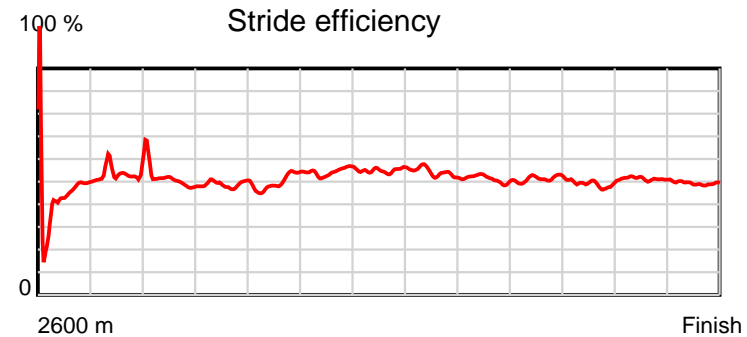
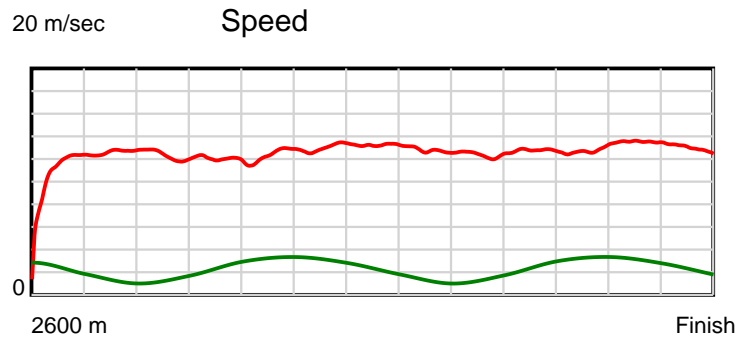
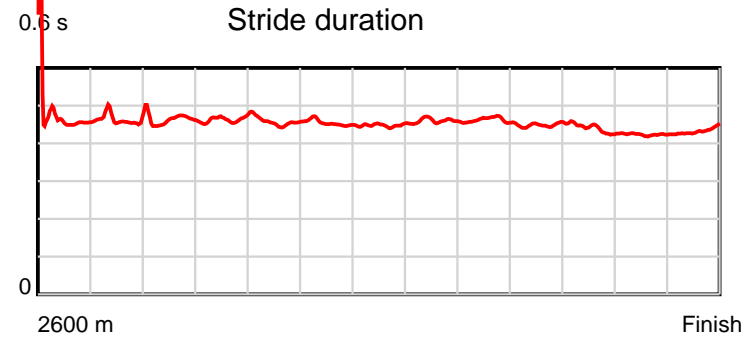
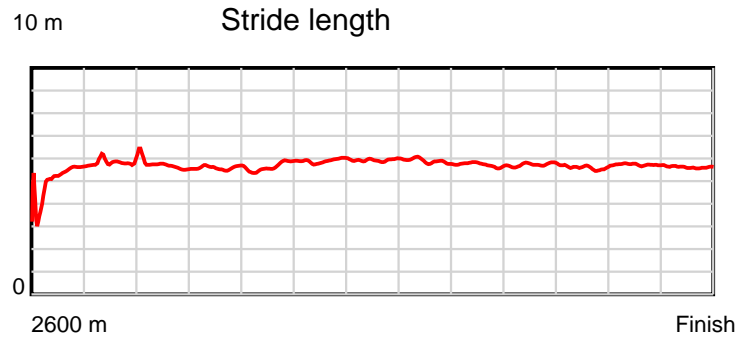
Disclaimer.

HRNZ and NZMTC and Thoroughbred Ratings Pty Ltd accepts no responsibility for the completeness or accuracy of any of the information contained herein, and makes no representations about its suitability for any particular purpose. Users should make their own judgements about those matters and/or seek independent advice. You assume all risks associated with use of the data provided on this page.

Race Results

June 28, 2020, Race 6, , Distance 2600m, Addington - Survey 3200m

Result	TAB no.	Horse (Barrier)	2200m to	2000m to	1800m to	1600m to	1400m to	1200m to	1000m to	800m to	600m to	400m to	200m to	Total or	Margin
5th	2	Sungait's Lega... (3)	2000m	1800m	1600m	1400m	1200m	1000m	800m	600m	400m	200m	WP	Average	
		Position in running (margin)	7(14.1)	7(12.5)	7(10.9)	6(8.7)	7(7.8)	8(7.9)	8(8.4)	9(9.0)	7(8.6)	6(8.9)	5(11.9)		18.80
		Sectional time (s)	16.10	16.61	16.38	15.66	15.23	15.78	16.07	15.77	15.76	15.08	15.79		
		Cumulative time (s)	174.23	158.13	141.52	125.14	109.48	94.25	78.47	62.40	46.63	30.87	15.79	3:28.98	
		Speed (m/s)	12.42	12.04	12.21	12.77	13.13	12.67	12.45	12.68	12.69	13.26	12.67	12.44	
		Stride length (m)	5.72	5.58	5.59	5.80	5.88	5.83	5.75	5.69	5.58	5.61	5.51	5.63	
		Stride duration (s)	0.460	0.464	0.458	0.454	0.448	0.460	0.462	0.449	0.440	0.423	0.435	0.452	
		Stride efficiency (%)	51.11	48.65	48.79	52.55	54.05	53.10	51.71	50.57	48.60	49.25	47.39	49.46	
		Stride count	34.97	35.85	35.79	34.49	34.01	34.31	34.77	35.16	35.86	35.63	36.32	462.13	



Note: Horizontal distance axis grid lines are 200m furlongs.

Disclaimer.

HRNZ and NZMTC and Thoroughbred Ratings Pty Ltd accepts no responsibility for the completeness or accuracy of any of the information contained herein, and makes no representations about its suitability for any particular purpose. Users should make their own judgements about those matters and/or seek independent advice. You assume all risks associated with use of the data provided on this page.



Race Results



June 28, 2020, Race 6, , Distance 2600m, Addington - Survey 3200m

Result	TAB no.	Horse (Barrier)	2600 to	2400m to
6th	9	Aldebaran Alis... (10)	2400m	2200m
		Position in running (margin)	-	4(7.1)
		Sectional time (s)	17.61	16.03
		Cumulative time (s)	209.29	191.68
		Speed (m/s)	11.36	12.48
		Stride length (m)	5.39	5.81
		Stride duration (s)	0.464	0.465
		Stride efficiency (%)	45.35	52.72
		Stride count	37.12	34.43

Disclaimer.

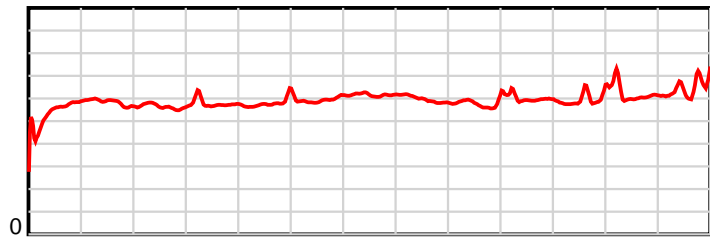
HRNZ and NZMTC and Thoroughbred Ratings Pty Ltd accepts no responsibility for the completeness or accuracy of any of the information contained herein, and makes no representations about its suitability for any particular purpose. Users should make their own judgements about those matters and/or seek independent advice. You assume all risks associated with use of the data provided on this page.

Race Results

June 28, 2020, Race 6, , Distance 2600m, Addington - Survey 3200m

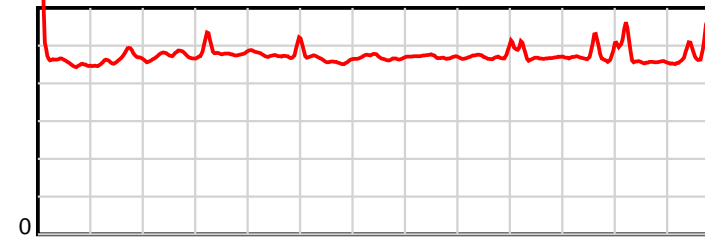
Result	TAB no.	Horse (Barrier)	2200m to	2000m to	1800m to	1600m to	1400m to	1200m to	1000m to	800m to	600m to	400m to	200m to	Total or	Margin
6th	9	Aldebaran Alis... (10)	2000m	1800m	1600m	1400m	1200m	1000m	800m	600m	400m	200m	WP	Average	
		Position in running (margin)	4(6.6)	4(7.5)	4(7.0)	4(6.3)	5(6.0)	6(6.1)	6(6.7)	7(7.0)	6(6.6)	7(9.5)	6(14.8)		20.60
		Sectional time (s)	16.51	16.79	16.64	15.77	15.23	15.78	16.02	15.77	16.19	15.47	15.48		
		Cumulative time (s)	175.65	159.14	142.35	125.71	109.94	94.71	78.93	62.91	47.14	30.95	15.48	3:29.29	
		Speed (m/s)	12.11	11.91	12.02	12.68	13.13	12.67	12.48	12.68	12.35	12.93	12.92	12.42	
		Stride length (m)	5.73	5.76	5.75	5.85	6.16	5.96	5.89	5.95	5.84	6.03	6.43	5.88	
		Stride duration (s)	0.473	0.483	0.478	0.461	0.469	0.470	0.472	0.470	0.473	0.466	0.497	0.473	
		Stride efficiency (%)	51.32	51.78	51.63	53.51	59.23	55.49	54.19	55.41	53.26	56.78	64.58	54.00	
		Stride count	34.90	34.74	34.79	34.18	32.49	33.56	33.96	33.59	34.26	33.18	31.11	442.31	

10 m Stride length



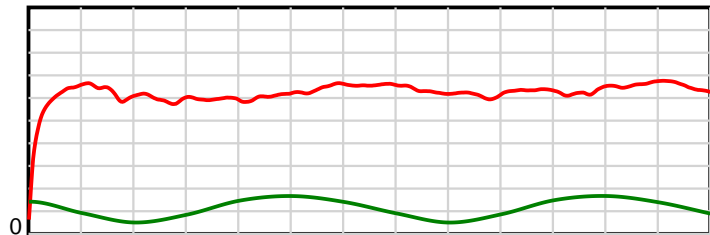
2600 m Finish

0.5 s Stride duration



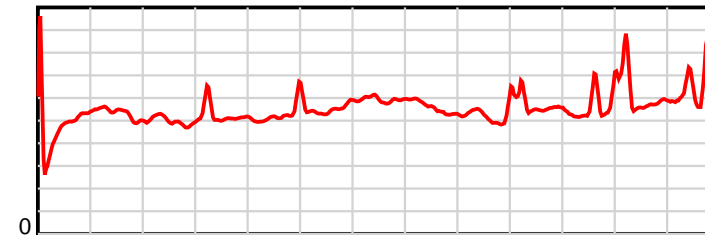
2600 m Finish

20 m/sec Speed



2600 m Finish

100 % Stride efficiency



2600 m Finish

Note: Horizontal distance axis grid lines are 200m furlongs.

Disclaimer.

HRNZ and NZMTC and Thoroughbred Ratings Pty Ltd accepts no responsibility for the completeness or accuracy of any of the information contained herein, and makes no representations about its suitability for any particular purpose. Users should make their own judgements about those matters and/or seek independent advice. You assume all risks associated with use of the data provided on this page.



Race Results



June 28, 2020, Race 6, , Distance 2600m, Addington - Survey 3200m

Result	TAB no.	Horse (Barrier)	2600 to	2400m to
7th	8	Inherent Royal (9)	2400m	2200m
		Position in running (margin)	-	5(12.8)
		Sectional time (s)	18.51	16.02
		Cumulative time (s)	209.82	191.31
		Speed (m/s)	10.80	12.48
		Stride length (m)	5.22	5.63
		Stride duration (s)	0.459	0.451
		Stride efficiency (%)	42.57	49.59
		Stride count	38.32	35.50

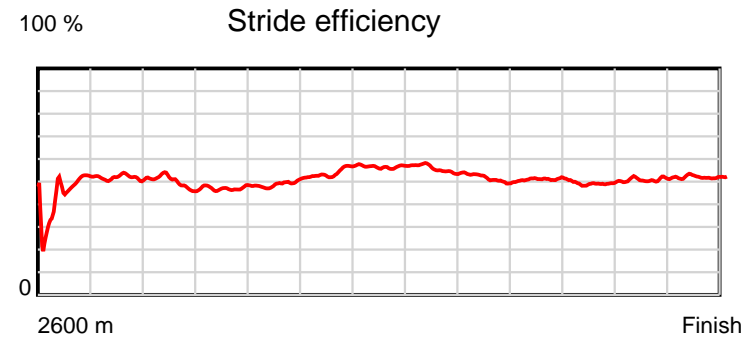
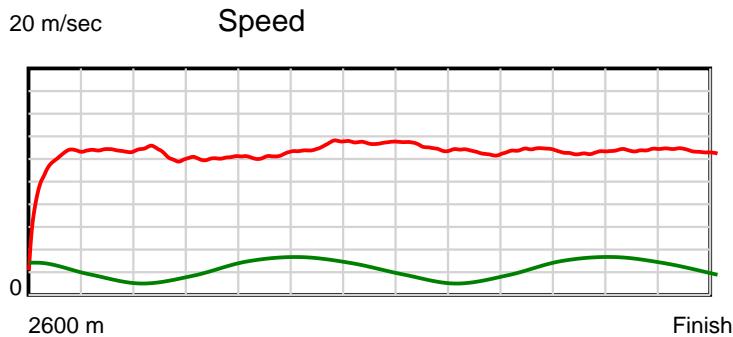
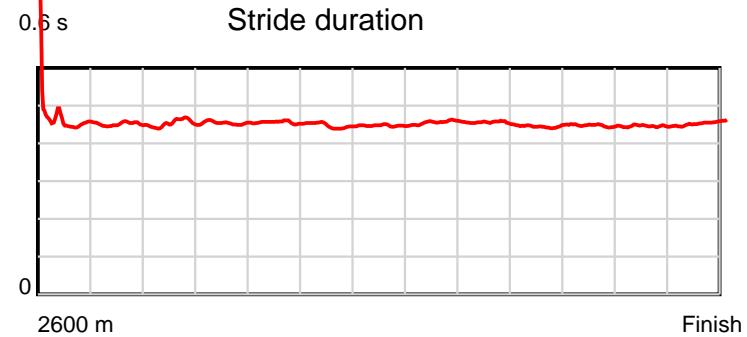
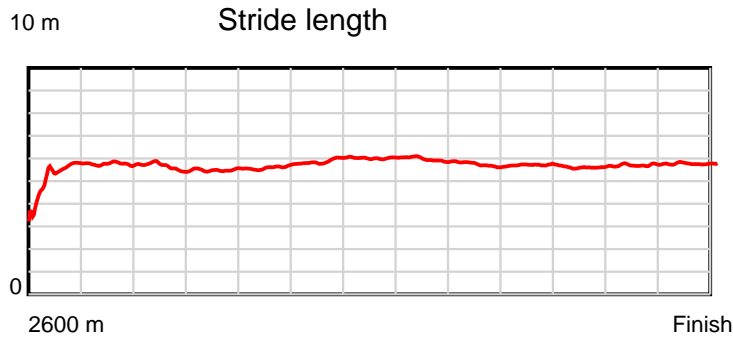
Disclaimer.

HRNZ and NZMTC and Thoroughbred Ratings Pty Ltd accepts no responsibility for the completeness or accuracy of any of the information contained herein, and makes no representations about its suitability for any particular purpose. Users should make their own judgements about those matters and/or seek independent advice. You assume all risks associated with use of the data provided on this page.

Race Results

June 28, 2020, Race 6, , Distance 2600m, Addington - Survey 3200m

Result	TAB no.	Horse (Barrier)	2200m to	2000m to	1800m to	1600m to	1400m to	1200m to	1000m to	800m to	600m to	400m to	200m to	Total or	Margin
7th	8	Inherent Royal (9)	2000m	1800m	1600m	1400m	1200m	1000m	800m	600m	400m	200m	WP	Average	
		Position in running (margin)	6(12.3)	5(10.1)	5(7.9)	5(7.2)	4(5.8)	4(4.2)	3(3.3)	3(3.6)	3(2.6)	5(6.6)	7(15.9)		23.50
		Sectional time (s)	15.99	16.52	16.62	15.60	14.94	15.54	16.01	15.67	16.38	16.13	15.89		
		Cumulative time (s)	175.29	159.30	142.78	126.16	110.56	95.62	80.08	64.07	48.40	32.02	15.89	3:29.82	
		Speed (m/s)	12.51	12.11	12.03	12.82	13.39	12.87	12.49	12.76	12.21	12.40	12.59	12.39	
		Stride length (m)	5.67	5.50	5.48	5.73	5.99	5.87	5.68	5.69	5.45	5.53	5.73	5.62	
		Stride duration (s)	0.453	0.454	0.455	0.447	0.447	0.456	0.455	0.445	0.446	0.446	0.455	0.454	
		Stride efficiency (%)	50.20	47.27	46.95	51.35	56.00	53.90	50.44	50.51	46.41	47.73	51.22	49.38	
		Stride count	35.29	36.36	36.49	34.89	33.41	34.05	35.20	35.18	36.70	36.19	34.93	462.51	



Note: Horizontal distance axis grid lines are 200m furlongs.

Disclaimer.

HRNZ and NZMTC and Thoroughbred Ratings Pty Ltd accepts no responsibility for the completeness or accuracy of any of the information contained herein, and makes no representations about its suitability for any particular purpose. Users should make their own judgements about those matters and/or seek independent advice. You assume all risks associated with use of the data provided on this page.



Race Results



June 28, 2020, Race 6, , Distance 2600m, Addington - Survey 3200m

Result	TAB no.	Horse (Barrier)	2600 to	2400m to
8th	4	American Vikin... (5)	2400m	2200m
		Position in running (margin)	-	10(38.9)
		Sectional time (s)	22.99	16.10
		Cumulative time (s)	218.72	195.73
		Speed (m/s)	8.70	12.42
		Stride length (m)	4.35	6.06
		Stride duration (s)	0.496	0.487
		Stride efficiency (%)	29.63	57.29
		Stride count	45.93	33.03

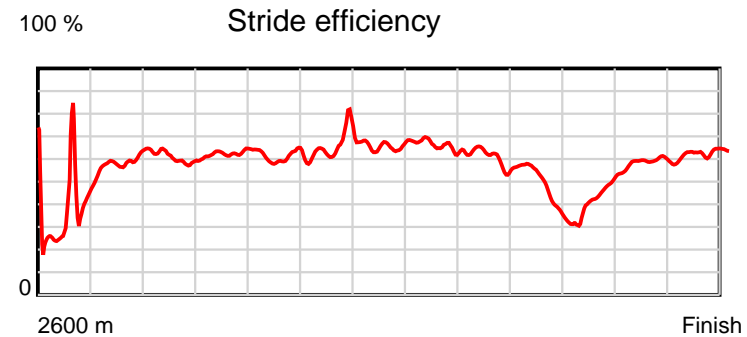
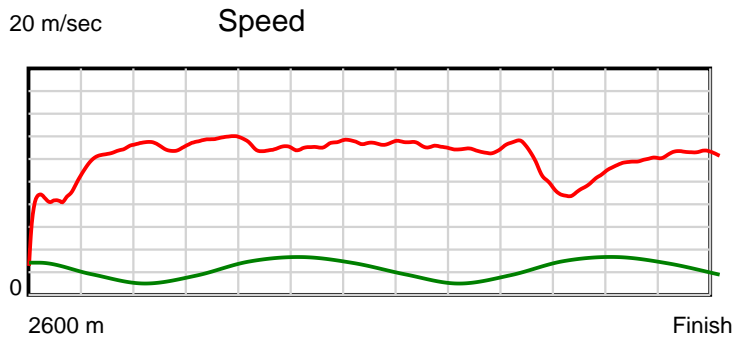
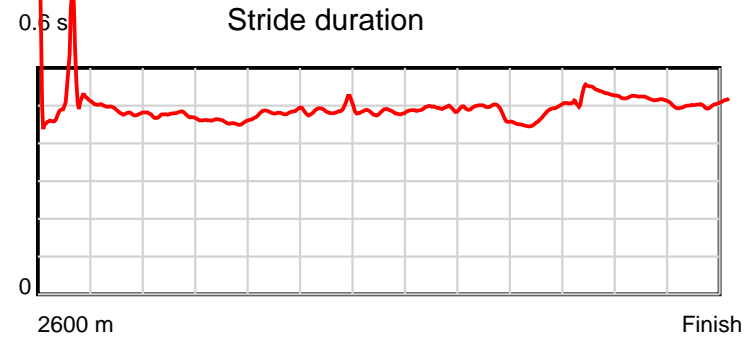
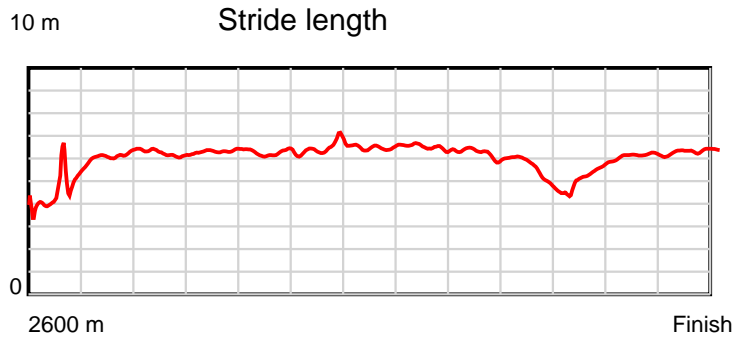
Disclaimer.

HRNZ and NZMTC and Thoroughbred Ratings Pty Ltd accepts no responsibility for the completeness or accuracy of any of the information contained herein, and makes no representations about its suitability for any particular purpose. Users should make their own judgements about those matters and/or seek independent advice. You assume all risks associated with use of the data provided on this page.

Race Results

June 28, 2020, Race 6, , Distance 2600m, Addington - Survey 3200m

Result	TAB no.	Horse (Barrier)	2200m to	2000m to	1800m to	1600m to	1400m to	1200m to	1000m to	800m to	600m to	400m to	200m to	Total or	Margin
8th	4	American Vikin... (5)	2000m	1800m	1600m	1400m	1200m	1000m	800m	600m	400m	200m	WP	Average	
		Position in running (margin)	8(38.9)	8(31.3)	8(17.2)	8(11.1)	8(9.6)	7(7.7)	7(7.1)	6(6.4)	9(16.6)	9(51.7)	9(69.0)		73.00
		Sectional time (s)	15.11	14.52	15.73	15.58	14.90	15.58	15.85	17.54	21.56	17.47	15.79		
		Cumulative time (s)	179.63	164.52	150.00	134.27	118.69	103.79	88.21	72.36	54.82	33.26	15.79	3:38.72	
		Speed (m/s)	13.24	13.77	12.71	12.84	13.42	12.84	12.62	11.40	9.28	11.45	12.67	11.89	
		Stride length (m)	6.28	6.30	6.13	6.25	6.48	6.33	6.11	5.45	4.86	5.89	6.40	5.84	
		Stride duration (s)	0.475	0.458	0.482	0.487	0.483	0.493	0.484	0.478	0.524	0.514	0.505	0.491	
		Stride efficiency (%)	61.69	62.10	58.66	61.00	65.70	62.54	58.27	46.37	36.98	54.15	63.94	53.24	
		Stride count	31.83	31.73	32.64	32.01	30.84	31.61	32.75	36.71	41.11	33.98	31.27	445.44	



Note: Horizontal distance axis grid lines are 200m furlongs.

Disclaimer.

HRNZ and NZMTC and Thoroughbred Ratings Pty Ltd accepts no responsibility for the completeness or accuracy of any of the information contained herein, and makes no representations about its suitability for any particular purpose. Users should make their own judgements about those matters and/or seek independent advice. You assume all risks associated with use of the data provided on this page.



Race Results



June 28, 2020, Race 6, , Distance 2600m, Addington - Survey 3200m

Result	TAB no.	Horse (Barrier)	2600 to	2400m to
9th	11	The Good Docto... (1)	2400m	2200m
		Position in running (margin)	-	9(35.0)
		Sectional time (s)	22.38	17.51
		Cumulative time (s)	219.67	197.29
		Speed (m/s)	8.94	11.42
		Stride length (m)	4.77	5.39
		Stride duration (s)	0.493	0.472
		Stride efficiency (%)	35.52	45.34
		Stride count	41.95	37.13

Disclaimer.

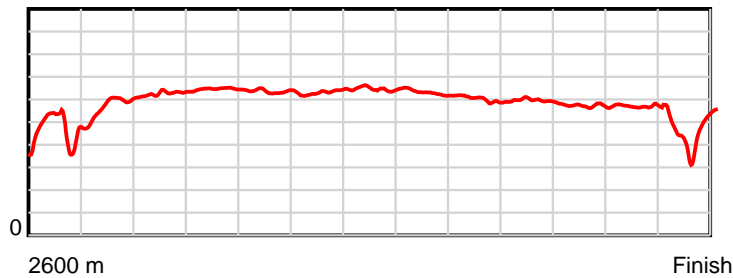
HRNZ and NZMTC and Thoroughbred Ratings Pty Ltd accepts no responsibility for the completeness or accuracy of any of the information contained herein, and makes no representations about its suitability for any particular purpose. Users should make their own judgements about those matters and/or seek independent advice. You assume all risks associated with use of the data provided on this page.

Race Results

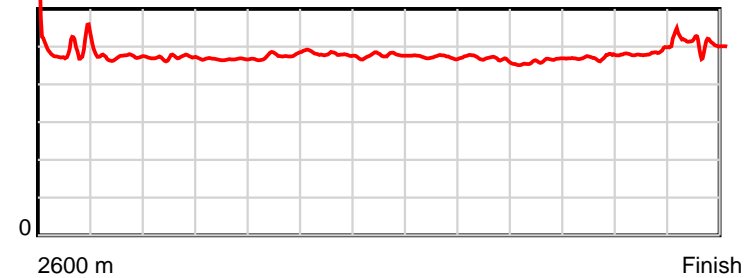
June 28, 2020, Race 6, , Distance 2600m, Addington - Survey 3200m

Result	TAB no.	Horse (Barrier)	2200m to	2000m to	1800m to	1600m to	1400m to	1200m to	1000m to	800m to	600m to	400m to	200m to	Total or	Margin
9th	11	The Good Docto... (1)	2000m	1800m	1600m	1400m	1200m	1000m	800m	600m	400m	200m	WP	Average	
		Position in running (margin)	9(43.5)	9(35.5)	9(20.9)	9(12.8)	9(12.0)	9(9.8)	9(9.0)	8(8.9)	8(8.6)	8(16.8)	8(37.4)		78.20
		Sectional time (s)	15.04	14.44	15.40	15.69	14.85	15.56	15.94	15.80	17.08	18.01	21.97		
		Cumulative time (s)	179.78	164.74	150.30	134.90	119.21	104.36	88.80	72.86	57.06	39.98	21.97	3:39.67	
		Speed (m/s)	13.30	13.85	12.99	12.75	13.47	12.85	12.55	12.66	11.71	11.10	9.10	11.84	
		Stride length (m)	6.26	6.46	6.20	6.10	6.41	6.07	5.84	5.86	5.49	5.39	4.60	5.70	
		Stride duration (s)	0.471	0.467	0.477	0.478	0.476	0.472	0.466	0.463	0.469	0.486	0.505	0.481	
		Stride efficiency (%)	61.26	65.30	60.06	58.14	64.30	57.55	53.29	53.66	47.14	45.45	33.03	50.69	
		Stride count	31.94	30.94	32.26	32.79	31.18	32.96	34.25	34.13	36.41	37.08	43.50	456.52	

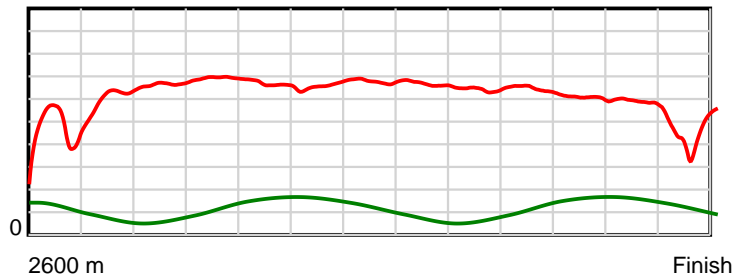
10 m Stride length



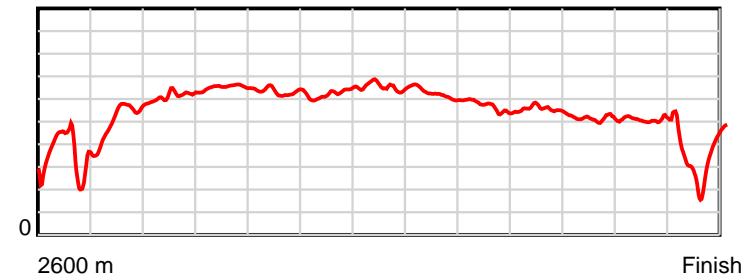
0.6 s Stride duration



20 m/sec Speed



100 % Stride efficiency



Note: Horizontal distance axis grid lines are 200m furlongs.

Disclaimer.

HRNZ and NZMTC and Thoroughbred Ratings Pty Ltd accepts no responsibility for the completeness or accuracy of any of the information contained herein, and makes no representations about its suitability for any particular purpose. Users should make their own judgements about those matters and/or seek independent advice. You assume all risks associated with use of the data provided on this page.



Race Results



June 28, 2020, Race 6, , Distance 2600m, Addington - Survey 3200m

Result	TAB no.	Horse (Barrier)	2600 to	2400m to
10th	7	Funky Monkey (8)	2400m	2200m
		Position in running (margin)	-	8(34.2)
		Sectional time (s)	22.21	17.96
		Cumulative time (s)	222.92	200.71
		Speed (m/s)	9.00	11.14
		Stride length (m)	4.51	5.22
		Stride duration (s)	0.481	0.469
		Stride efficiency (%)	31.78	42.62
		Stride count	44.35	38.30

Disclaimer.

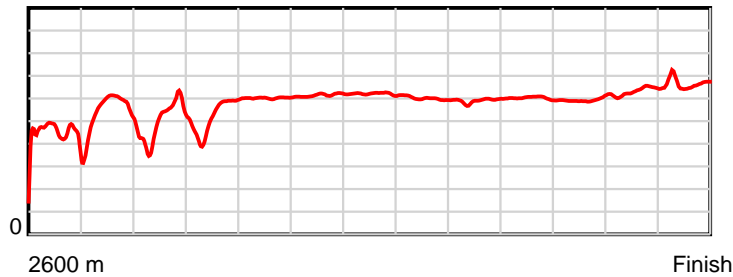
HRNZ and NZMTC and Thoroughbred Ratings Pty Ltd accepts no responsibility for the completeness or accuracy of any of the information contained herein, and makes no representations about its suitability for any particular purpose. Users should make their own judgements about those matters and/or seek independent advice. You assume all risks associated with use of the data provided on this page.

Race Results

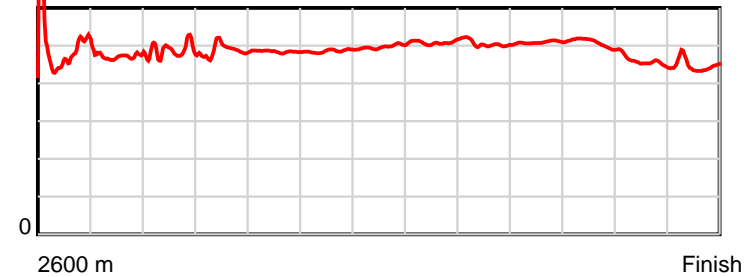
June 28, 2020, Race 6, , Distance 2600m, Addington - Survey 3200m

Result	TAB no.	Horse (Barrier)	2200m to	2000m to	1800m to	1600m to	1400m to	1200m to	1000m to	800m to	600m to	400m to	200m to	Total or	Margin
10th	7	Funky Monkey (8)	2000m	1800m	1600m	1400m	1200m	1000m	800m	600m	400m	200m	WP	Average	
		Position in running (margin)	10(45.3)	10(65.0)	11(76.2)	11(73.3)	11(74.5)	11(79.2)	11(87.1)	11(93.0)	11(99.9)	11(108.4)	11(108.8)		96.30
		Sectional time (s)	19.64	18.75	16.26	16.02	16.00	17.01	16.95	16.98	17.13	14.66	13.35		
		Cumulative time (s)	182.75	163.11	144.36	128.10	112.08	96.08	79.07	62.12	45.14	28.01	13.35	3:42.92	
		Speed (m/s)	10.18	10.67	12.30	12.48	12.50	11.76	11.80	11.78	11.68	13.64	14.98	11.66	
		Stride length (m)	4.86	5.16	5.96	6.06	6.23	5.99	5.95	5.99	5.92	6.21	6.69	5.68	
		Stride duration (s)	0.478	0.484	0.484	0.486	0.498	0.509	0.504	0.509	0.507	0.455	0.447	0.487	
		Stride efficiency (%)	36.97	41.60	55.46	57.48	60.62	55.99	55.28	56.16	54.76	60.32	70.02	50.48	
		Stride count	41.12	38.76	33.57	32.98	32.11	33.41	33.63	33.36	33.79	32.19	29.88	457.45	

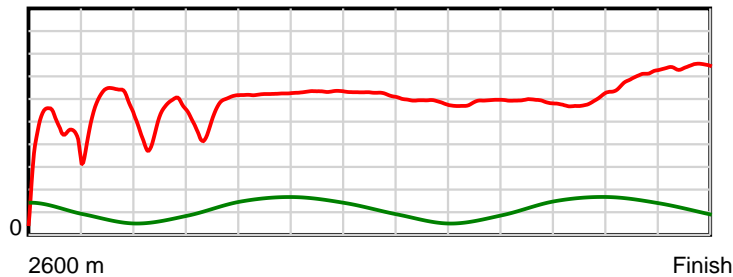
10 m Stride length



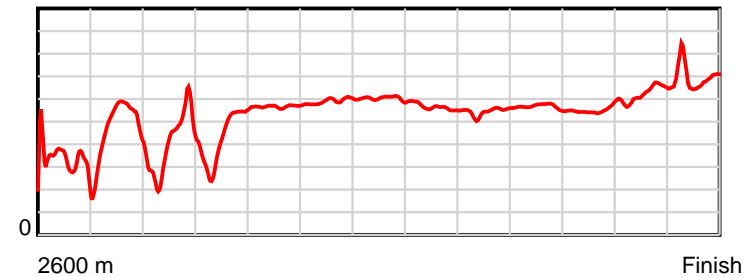
0.5 s Stride duration



20 m/sec Speed



100 % Stride efficiency



Note: Horizontal distance axis grid lines are 200m furlongs.

Disclaimer.

HRNZ and NZMTC and Thoroughbred Ratings Pty Ltd accepts no responsibility for the completeness or accuracy of any of the information contained herein, and makes no representations about its suitability for any particular purpose. Users should make their own judgements about those matters and/or seek independent advice. You assume all risks associated with use of the data provided on this page.



Race Results



June 28, 2020, Race 6, , Distance 2600m, Addington - Survey 3200m

Result	TAB no.	Horse (Barrier)	2600 to	2400m to
11th	1	Bella Button (2)	2400m	2200m
		Position in running (margin)	-	11(52.4)
		Sectional time (s)	25.36	19.03
		Cumulative time (s)	222.96	197.60
		Speed (m/s)	7.89	10.51
		Stride length (m)	3.87	4.92
		Stride duration (s)	0.481	0.468
		Stride efficiency (%)	23.46	37.83
		Stride count	51.62	40.65

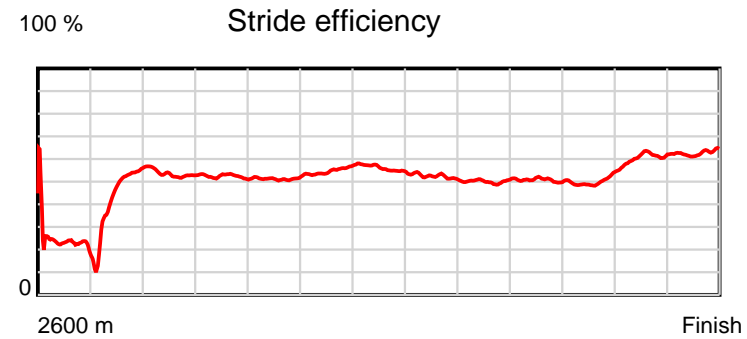
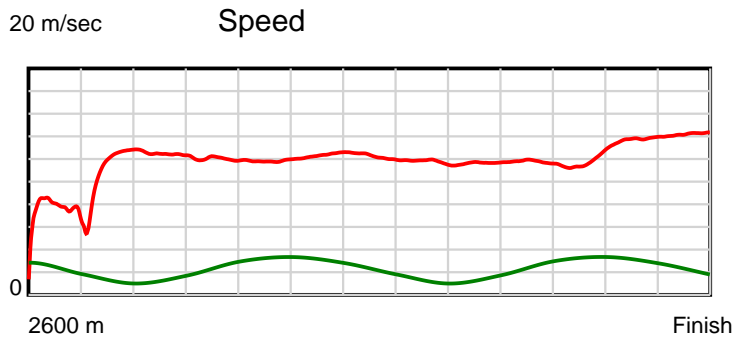
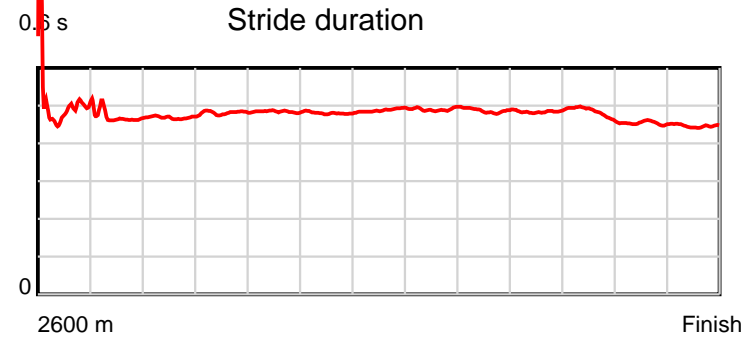
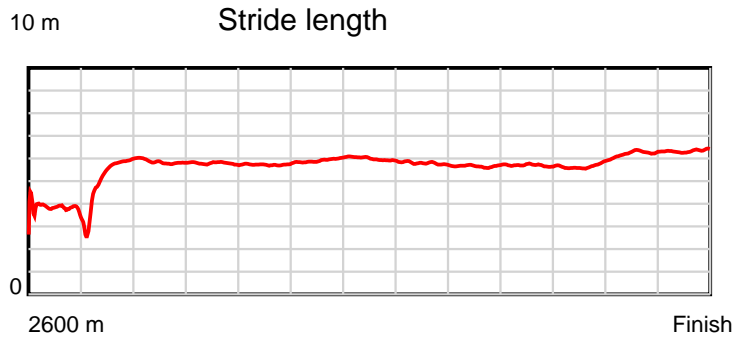
Disclaimer.

HRNZ and NZMTC and Thoroughbred Ratings Pty Ltd accepts no responsibility for the completeness or accuracy of any of the information contained herein, and makes no representations about its suitability for any particular purpose. Users should make their own judgements about those matters and/or seek independent advice. You assume all risks associated with use of the data provided on this page.

Race Results

June 28, 2020, Race 6, , Distance 2600m, Addington - Survey 3200m

Result	TAB no.	Horse (Barrier)	2200m to	2000m to	1800m to	1600m to	1400m to	1200m to	1000m to	800m to	600m to	400m to	200m to	Total or	Margin
11th	1	Bella Button (2)	2000m	1800m	1600m	1400m	1200m	1000m	800m	600m	400m	200m	WP	Average	
		Position in running (margin)	11(69.9)	11(67.2)	10(65.4)	10(66.5)	10(70.5)	10(77.2)	10(85.2)	10(90.6)	10(97.4)	10(105.0)	10(105.4)		96.50
		Sectional time (s)	15.91	16.58	16.92	16.50	16.32	17.03	16.87	16.97	16.99	14.65	13.83		
		Cumulative time (s)	178.57	162.66	146.08	129.16	112.66	96.34	79.31	62.44	45.47	28.48	13.83	3:42.96	
		Speed (m/s)	12.57	12.06	11.82	12.12	12.25	11.74	11.86	11.79	11.77	13.65	14.46	11.66	
		Stride length (m)	5.89	5.81	5.72	5.82	5.98	5.76	5.77	5.71	5.68	6.20	6.44	5.57	
		Stride duration (s)	0.469	0.482	0.484	0.480	0.488	0.490	0.487	0.484	0.482	0.454	0.445	0.478	
		Stride efficiency (%)	54.20	52.69	51.11	53.01	55.95	51.85	52.01	50.86	50.34	60.00	64.74	48.55	
		Stride count	33.96	34.44	34.97	34.34	33.43	34.72	34.67	35.06	35.24	32.28	31.07	466.45	



Note: Horizontal distance axis grid lines are 200m furlongs.

Disclaimer.

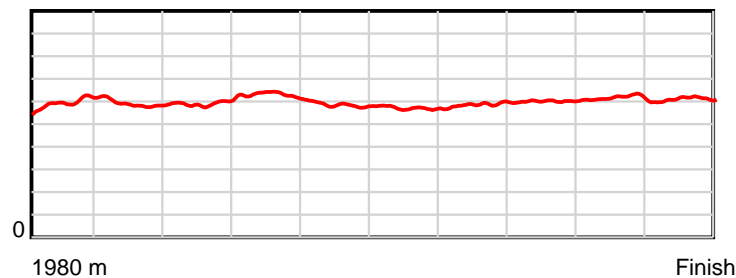
HRNZ and NZMTC and Thoroughbred Ratings Pty Ltd accepts no responsibility for the completeness or accuracy of any of the information contained herein, and makes no representations about its suitability for any particular purpose. Users should make their own judgements about those matters and/or seek independent advice. You assume all risks associated with use of the data provided on this page.

Race Results

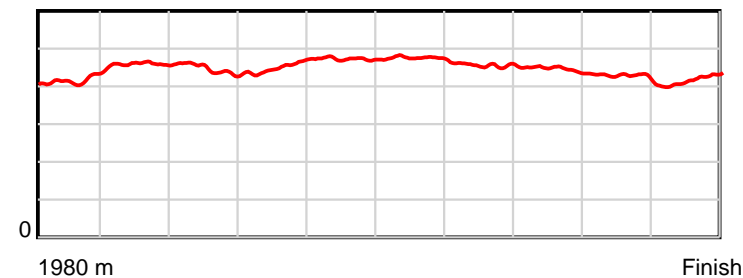
June 28, 2020, Race 7, FERNLAW/GARRY THOMPSON SOLICITOR MOBILE PACE, Distance 1980m, Addington - Survey 1980m

Result	TAB no.	Horse (Barrier)	1980 to	1800m to	1600m to	1400m to	1200m to	1000m to	800m to	600m to	400m to	200m to	Total or	Margin
1st	2	Samarias Mach (2)	1800m	1600m	1400m	1200m	1000m	800m	600m	400m	200m	WP	Average	
		Position in running (margin)	-	3(1.8)	3(2.7)	3(2.4)	3(1.7)	2(1.8)	3(2.2)	3(1.9)	3(2.0)	3(1.7)		0.00
		Sectional time (s)	12.60	15.83	15.14	14.31	16.28	16.66	15.57	14.96	13.95	13.70		
		Cumulative time (s)	149.00	136.40	120.57	105.43	91.12	74.84	58.18	42.61	27.65	13.70	2:29.00	
		Speed (m/s)	14.29	12.63	13.21	13.98	12.29	12.00	12.85	13.37	14.34	14.60	13.29	
		Stride length (m)	5.95	5.80	5.89	6.30	5.81	5.70	5.86	5.96	6.12	6.11	5.94	
		Stride duration (s)	0.416	0.459	0.446	0.451	0.473	0.475	0.456	0.446	0.426	0.418	0.447	
		Stride efficiency (%)	55.28	52.53	54.23	62.12	52.67	50.85	53.58	55.51	58.45	58.27	55.21	
		Stride count	30.26	34.50	33.95	31.72	34.45	35.06	34.16	33.56	32.70	32.75	333.11	

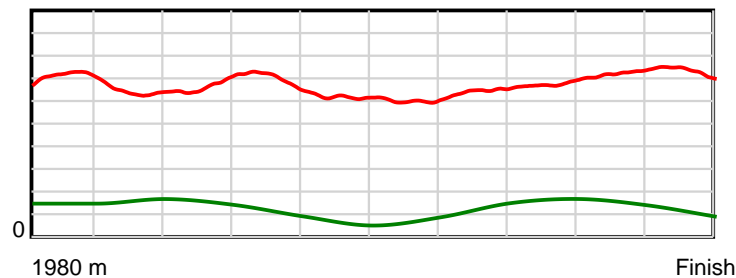
10 m Stride length



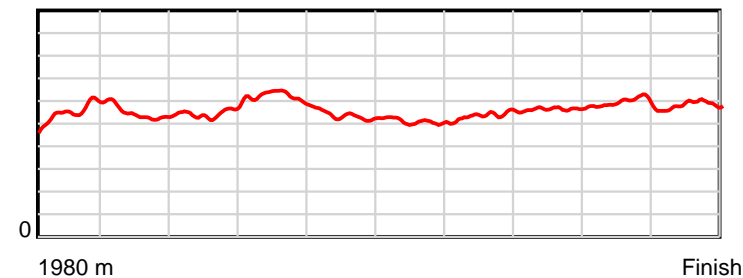
0.6 s Stride duration



20 m/sec Speed



100 % Stride efficiency



Note: Horizontal distance axis grid lines are 200m furlongs.

Disclaimer.

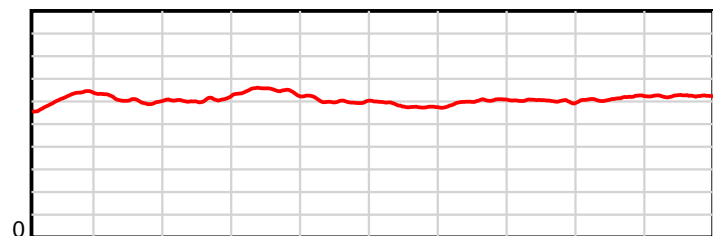
HRNZ and NZMTC and Thoroughbred Ratings Pty Ltd accepts no responsibility for the completeness or accuracy of any of the information contained herein, and makes no representations about its suitability for any particular purpose. Users should make their own judgements about those matters and/or seek independent advice. You assume all risks associated with use of the data provided on this page.

Race Results

June 28, 2020, Race 7, FERNLAW/GARRY THOMPSON SOLICITOR MOBILE PACE, Distance 1980m, Addington - Survey 1980m

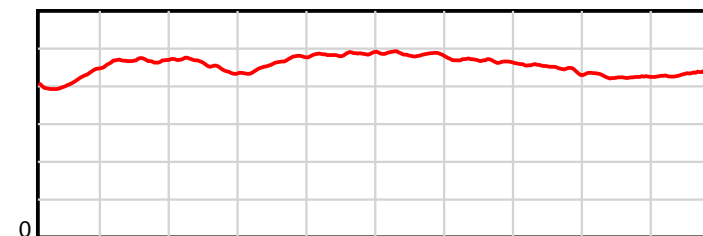
Result	TAB no.	Horse (Barrier)	1980 to	1800m to	1600m to	1400m to	1200m to	1000m to	800m to	600m to	400m to	200m to	Total or	Margin
2nd	1	Conquer Me (1)	1800m	1600m	1400m	1200m	1000m	800m	600m	400m	200m	WP	Average	
		Position in running (margin)	-	1(0.0)	1(0.0)	1(0.0)	1(0.0)	1(0.0)	1(0.0)	1(0.0)	1(0.0)	1(0.0)		0.60
		Sectional time (s)	12.28	15.68	15.20	14.43	16.27	16.58	15.62	14.95	13.99	14.11		
		Cumulative time (s)	149.11	136.83	121.15	105.95	91.52	75.25	58.67	43.05	28.10	14.11	2:29.11	
		Speed (m/s)	14.66	12.76	13.16	13.86	12.29	12.06	12.80	13.38	14.30	14.17	13.28	
		Stride length (m)	6.10	5.97	5.99	6.41	5.97	5.85	5.98	6.00	6.08	6.22	6.05	
		Stride duration (s)	0.416	0.468	0.455	0.463	0.486	0.485	0.467	0.449	0.425	0.439	0.456	
		Stride efficiency (%)	58.11	55.77	56.01	64.28	55.67	53.39	55.90	56.29	57.79	60.53	57.26	
		Stride count	29.52	33.48	33.41	31.18	33.51	34.22	33.44	33.32	32.89	32.13	327.10	

10 m Stride length



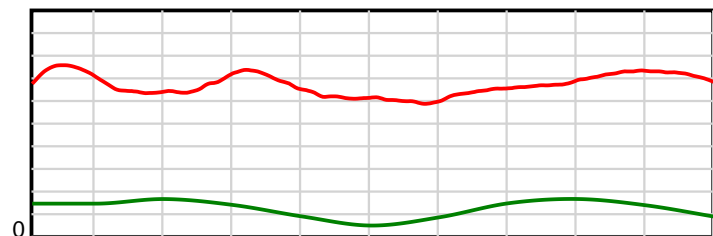
1980 m Finish

0.6 s Stride duration



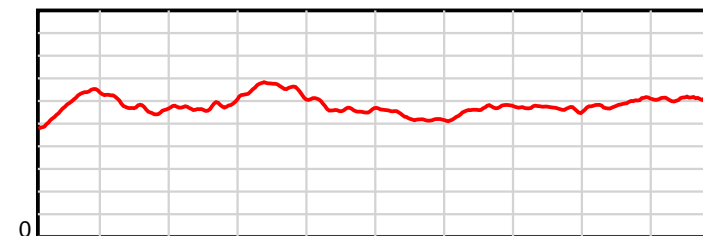
1980 m Finish

20 m/sec Speed



1980 m Finish

100 % Stride efficiency



1980 m Finish

Note: Horizontal distance axis grid lines are 200m furlongs.

Disclaimer.

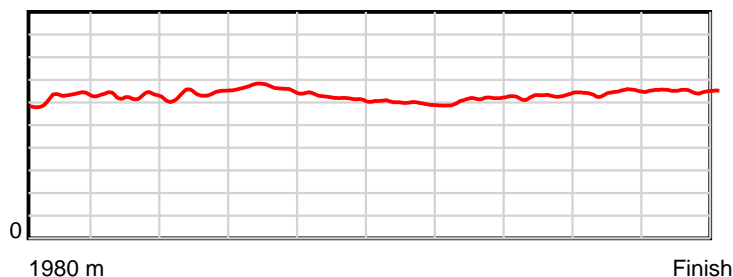
HRNZ and NZMTC and Thoroughbred Ratings Pty Ltd accepts no responsibility for the completeness or accuracy of any of the information contained herein, and makes no representations about its suitability for any particular purpose. Users should make their own judgements about those matters and/or seek independent advice. You assume all risks associated with use of the data provided on this page.

Race Results

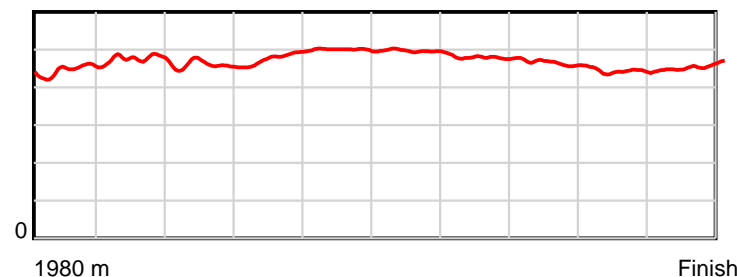
June 28, 2020, Race 7, FERNLAW/GARRY THOMPSON SOLICITOR MOBILE PACE, Distance 1980m, Addington - Survey 1980m

Result	TAB no.	Horse (Barrier)	1980 to	1800m to	1600m to	1400m to	1200m to	1000m to	800m to	600m to	400m to	200m to	Total or	Margin
3rd	9	Deja Blue (8)	1800m	1600m	1400m	1200m	1000m	800m	600m	400m	200m	WP	Average	
		Position in running (margin)	-	6(3.4)	6(4.7)	2(1.0)	2(1.1)	3(1.9)	2(1.9)	2(1.6)	2(1.6)	2(1.2)		0.80
		Sectional time (s)	12.82	15.91	14.58	14.43	16.40	16.59	15.56	14.95	13.92	13.98		
		Cumulative time (s)	149.14	136.32	120.41	105.83	91.40	75.00	58.41	42.85	27.90	13.98	2:29.14	
		Speed (m/s)	14.04	12.57	13.72	13.86	12.20	12.06	12.85	13.38	14.37	14.31	13.28	
		Stride length (m)	6.28	5.98	6.29	6.65	6.10	5.98	6.15	6.20	6.35	6.52	6.24	
		Stride duration (s)	0.446	0.475	0.459	0.480	0.500	0.496	0.478	0.464	0.442	0.455	0.470	
		Stride efficiency (%)	61.64	55.84	61.90	69.20	58.10	55.93	59.11	60.05	63.10	66.33	60.91	
		Stride count	28.66	33.46	31.78	30.06	32.80	33.43	32.52	32.26	31.47	30.70	317.14	

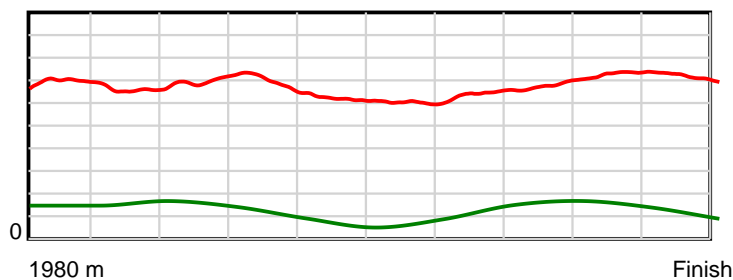
10 m Stride length



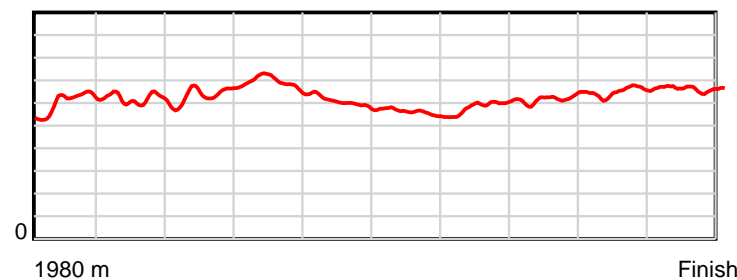
0.6 s Stride duration



20 m/sec Speed



100 % Stride efficiency



Note: Horizontal distance axis grid lines are 200m furlongs.

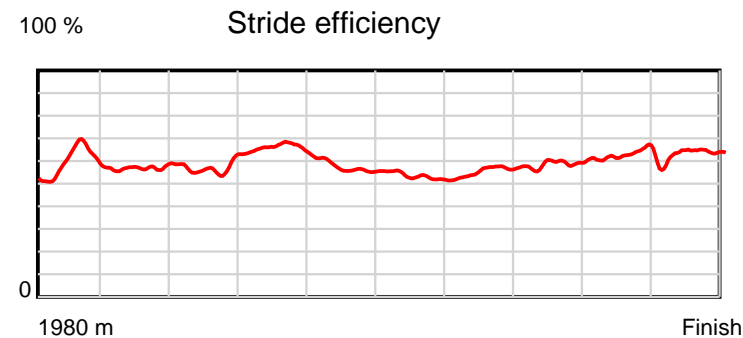
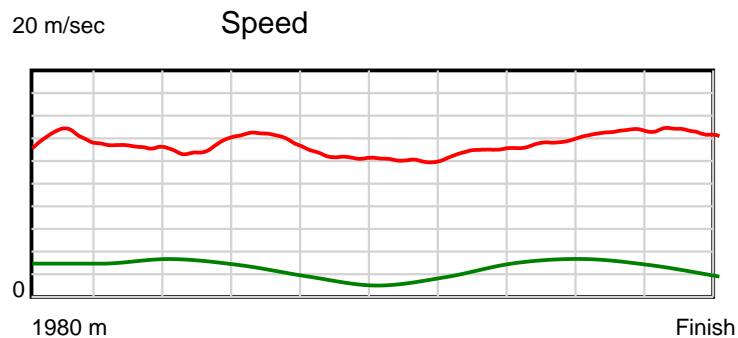
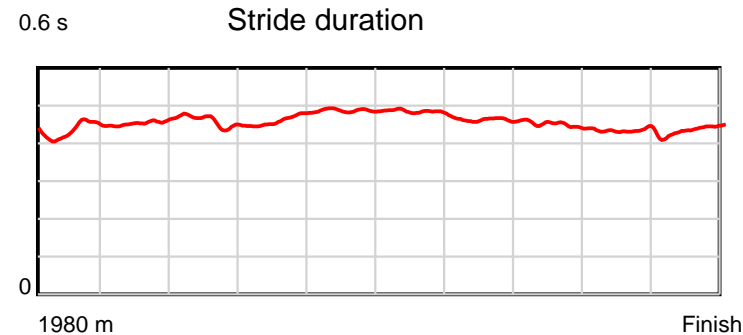
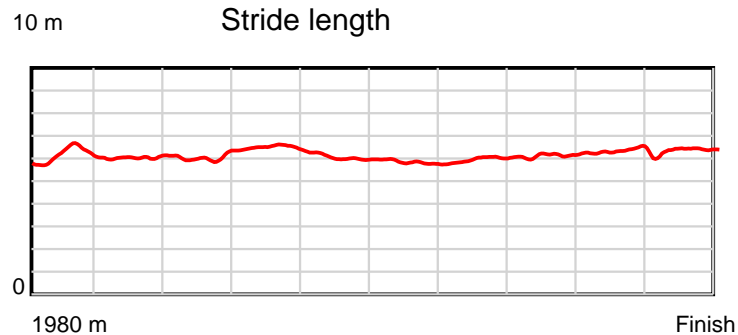
Disclaimer.

HRNZ and NZMTC and Thoroughbred Ratings Pty Ltd accepts no responsibility for the completeness or accuracy of any of the information contained herein, and makes no representations about its suitability for any particular purpose. Users should make their own judgements about those matters and/or seek independent advice. You assume all risks associated with use of the data provided on this page.

Race Results

June 28, 2020, Race 7, FERNLAW/GARRY THOMPSON SOLICITOR MOBILE PACE, Distance 1980m, Addington - Survey 1980m

Result	TAB no.	Horse (Barrier)	1980 to	1800m to	1600m to	1400m to	1200m to	1000m to	800m to	600m to	400m to	200m to	Total or	Margin
4th	7	Lottie Moon (6)	1800m	1600m	1400m	1200m	1000m	800m	600m	400m	200m	WP	Average	
		Position in running (margin)	-	4(2.3)	2(1.5)	4(3.5)	4(2.7)	4(3.5)	4(4.1)	4(3.0)	4(2.8)	4(2.5)		0.90
		Sectional time (s)	12.60	15.55	15.53	14.28	16.40	16.69	15.44	14.91	13.94	13.83		
		Cumulative time (s)	149.17	136.57	121.02	105.49	91.21	74.81	58.12	42.68	27.77	13.83	2:29.17	
		Speed (m/s)	14.29	12.86	12.88	14.01	12.20	11.98	12.95	13.41	14.35	14.46	13.27	
		Stride length (m)	6.18	5.83	5.91	6.48	5.94	5.80	5.98	6.03	6.19	6.34	6.06	
		Stride duration (s)	0.435	0.454	0.459	0.463	0.487	0.484	0.462	0.449	0.431	0.438	0.456	
		Stride efficiency (%)	59.73	53.15	54.56	65.61	55.15	52.49	55.94	56.79	59.81	62.77	57.36	
		Stride count	29.11	34.29	33.85	30.87	33.67	34.51	33.43	33.18	32.33	31.56	326.80	



Note: Horizontal distance axis grid lines are 200m furlongs.

Disclaimer.

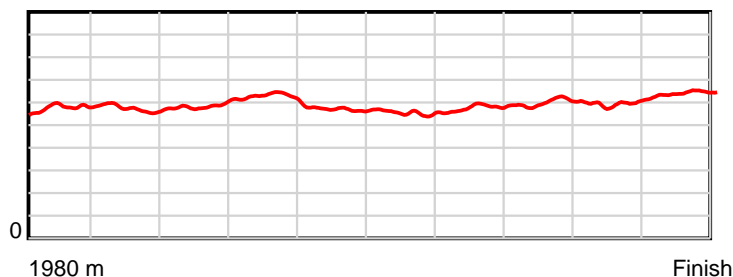
HRNZ and NZMTC and Thoroughbred Ratings Pty Ltd accepts no responsibility for the completeness or accuracy of any of the information contained herein, and makes no representations about its suitability for any particular purpose. Users should make their own judgements about those matters and/or seek independent advice. You assume all risks associated with use of the data provided on this page.

Race Results

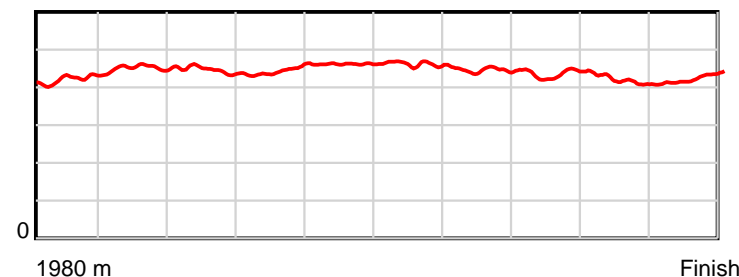
June 28, 2020, Race 7, FERNLAW/GARRY THOMPSON SOLICITOR MOBILE PACE, Distance 1980m, Addington - Survey 1980m

Result	TAB no.	Horse (Barrier)	1980 to	1800m to	1600m to	1400m to	1200m to	1000m to	800m to	600m to	400m to	200m to	Total or	Margin
5th	3	I Miss Mum (3)	1800m	1600m	1400m	1200m	1000m	800m	600m	400m	200m	WP	Average	
		Position in running (margin)	-	9(5.2)	9(7.0)	11(9.4)	11(8.0)	12(8.9)	12(9.5)	13(8.4)	8(7.1)	5(9.3)		4.90
		Sectional time (s)	13.05	15.99	15.59	14.20	16.42	16.68	15.43	14.73	14.36	13.42		
		Cumulative time (s)	149.87	136.82	120.83	105.24	91.04	74.62	57.94	42.51	27.78	13.42	2:29.87	
		Speed (m/s)	13.79	12.51	12.83	14.08	12.18	11.99	12.96	13.58	13.93	14.90	13.21	
		Stride length (m)	5.79	5.64	5.73	6.25	5.62	5.54	5.78	5.93	5.82	6.35	5.83	
		Stride duration (s)	0.422	0.451	0.447	0.444	0.462	0.462	0.446	0.436	0.418	0.426	0.442	
		Stride efficiency (%)	52.40	49.70	51.35	61.02	49.37	47.88	52.12	54.86	52.88	62.92	53.17	
		Stride count	31.09	35.46	34.89	32.00	35.58	36.13	34.63	33.75	34.38	31.52	339.43	

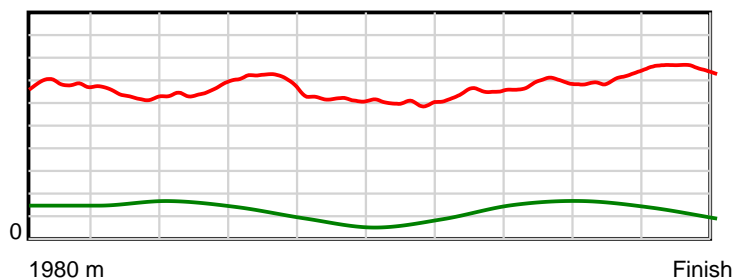
10 m Stride length



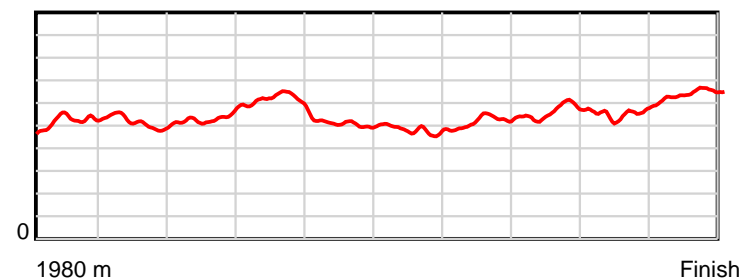
0.6 s Stride duration



20 m/sec Speed



100 % Stride efficiency



Note: Horizontal distance axis grid lines are 200m furlongs.

Disclaimer.

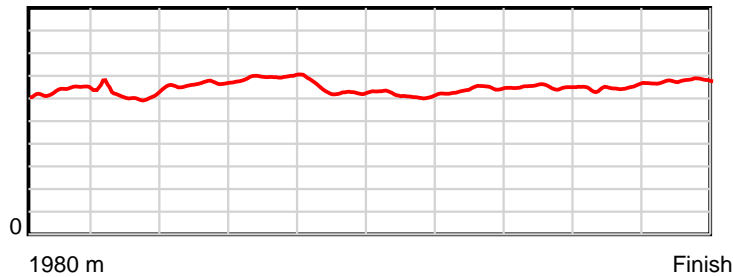
HRNZ and NZMTC and Thoroughbred Ratings Pty Ltd accepts no responsibility for the completeness or accuracy of any of the information contained herein, and makes no representations about its suitability for any particular purpose. Users should make their own judgements about those matters and/or seek independent advice. You assume all risks associated with use of the data provided on this page.

Race Results

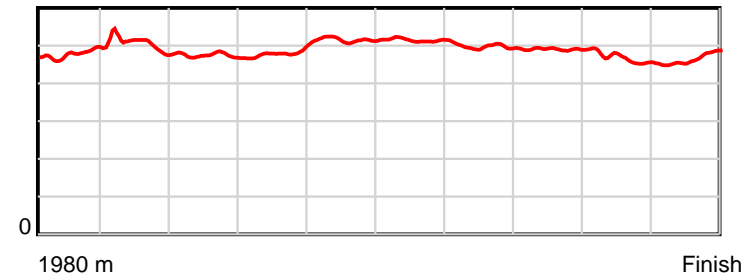
June 28, 2020, Race 7, FERNLAW/GARRY THOMPSON SOLICITOR MOBILE PACE, Distance 1980m, Addington - Survey 1980m

Result	TAB no.	Horse (Barrier)	1980 to	1800m to	1600m to	1400m to	1200m to	1000m to	800m to	600m to	400m to	200m to	Total or	Margin
6th	8	Play By Ear (7)	1800m	1600m	1400m	1200m	1000m	800m	600m	400m	200m	WP	Average	
		Position in running (margin)	-	12(7.9)	13(14.6)	10(9.3)	8(6.3)	8(6.0)	8(6.2)	9(5.6)	7(6.5)	6(10.2)		8.50
		Sectional time (s)	13.63	16.79	14.33	13.91	16.23	16.61	15.52	15.10	14.59	13.82		
		Cumulative time (s)	150.53	136.90	120.11	105.78	91.87	75.64	59.03	43.51	28.41	13.82	2:30.53	
		Speed (m/s)	13.21	11.91	13.96	14.38	12.32	12.04	12.89	13.25	13.71	14.47	13.15	
		Stride length (m)	6.39	5.96	6.62	6.92	6.35	6.19	6.40	6.49	6.39	6.76	6.44	
		Stride duration (s)	0.479	0.500	0.474	0.481	0.516	0.514	0.497	0.490	0.466	0.467	0.489	
		Stride efficiency (%)	63.75	55.49	68.41	74.87	63.09	59.92	64.07	65.84	63.74	71.43	64.76	
		Stride count	28.18	33.56	30.23	28.89	31.48	32.30	31.23	30.81	31.32	29.58	307.58	

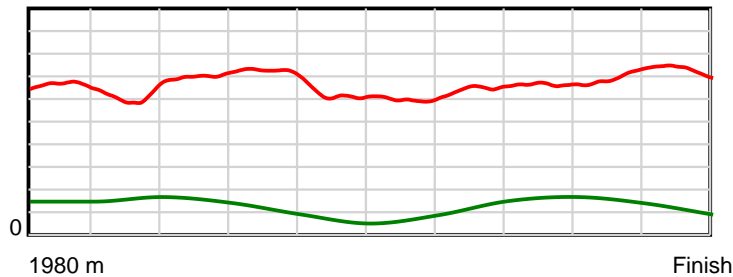
10 m Stride length



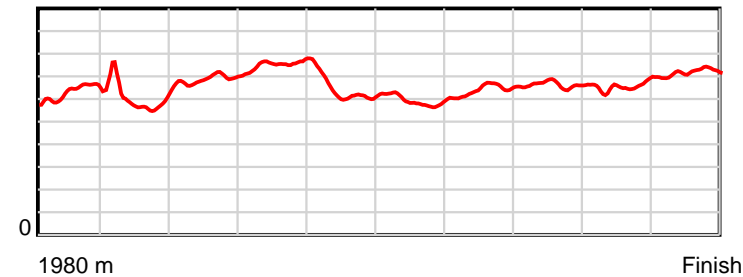
0.6 s Stride duration



20 m/sec Speed



100 % Stride efficiency



Note: Horizontal distance axis grid lines are 200m furlongs.

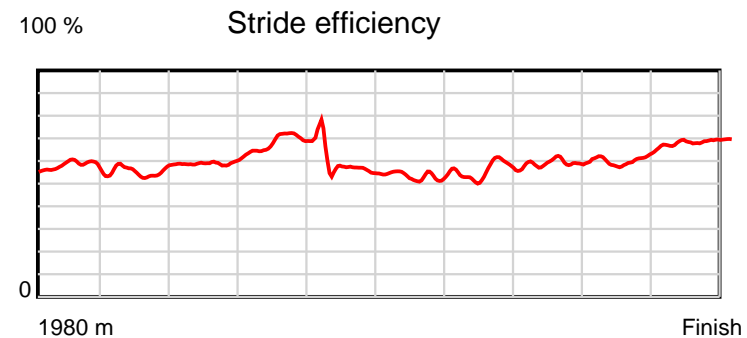
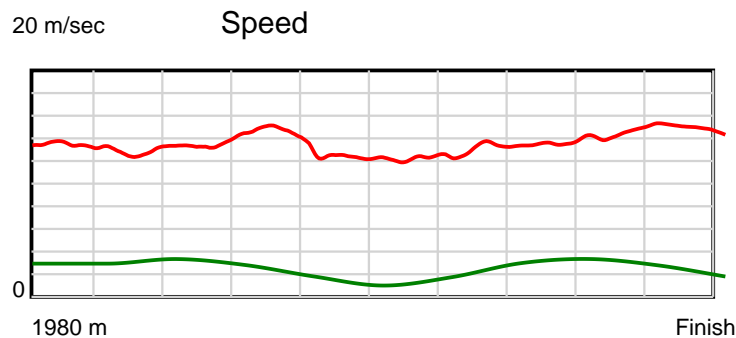
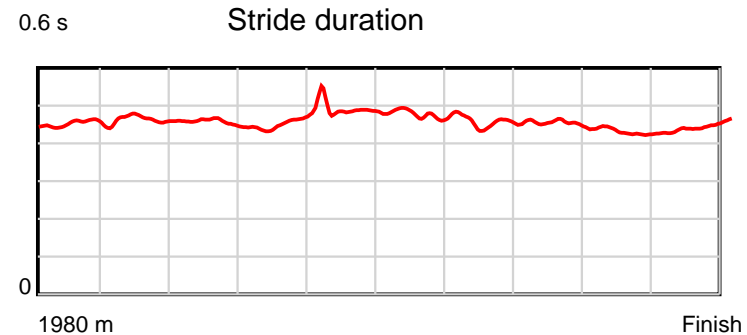
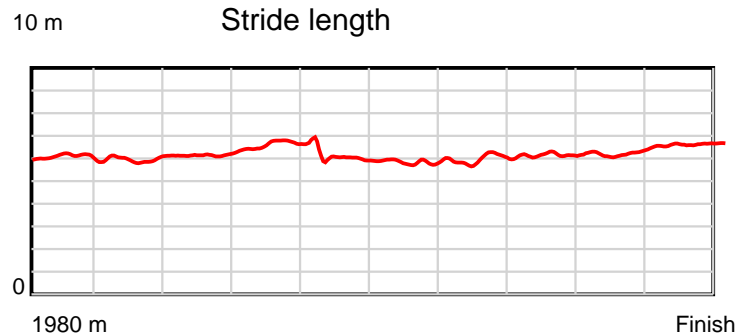
Disclaimer.

HRNZ and NZMTC and Thoroughbred Ratings Pty Ltd accepts no responsibility for the completeness or accuracy of any of the information contained herein, and makes no representations about its suitability for any particular purpose. Users should make their own judgements about those matters and/or seek independent advice. You assume all risks associated with use of the data provided on this page.

Race Results

June 28, 2020, Race 7, FERNLAW/GARRY THOMPSON SOLICITOR MOBILE PACE, Distance 1980m, Addington - Survey 1980m

Result	TAB no.	Horse (Barrier)	1980 to	1800m to	1600m to	1400m to	1200m to	1000m to	800m to	600m to	400m to	200m to	Total or	Margin
7th	16	Mighty Reactor (0)	1800m	1600m	1400m	1200m	1000m	800m	600m	400m	200m	WP	Average	
		Position in running (margin)	-	13(9.9)	12(12.5)	13(13.3)	13(9.3)	13(10.9)	13(10.4)	12(8.0)	13(10.8)	8(13.0)		9.50
		Sectional time (s)	13.89	16.11	15.34	13.76	16.54	16.49	15.23	15.42	14.35	13.58		
		Cumulative time (s)	150.71	136.82	120.71	105.37	91.61	75.07	58.58	43.35	27.93	13.58	2:30.71	
		Speed (m/s)	12.96	12.41	13.04	14.53	12.09	12.13	13.13	12.97	13.94	14.73	13.14	
		Stride length (m)	6.09	5.74	5.96	6.61	5.91	5.79	5.98	5.87	5.99	6.59	6.04	
		Stride duration (s)	0.453	0.462	0.457	0.454	0.489	0.478	0.455	0.452	0.430	0.447	0.460	
		Stride efficiency (%)	57.93	51.50	55.46	68.20	54.57	52.47	55.92	53.76	56.12	67.83	56.99	
		Stride count	29.56	34.84	33.57	30.28	33.85	34.51	33.43	34.10	33.37	30.36	327.87	



Note: Horizontal distance axis grid lines are 200m furlongs.

Disclaimer.

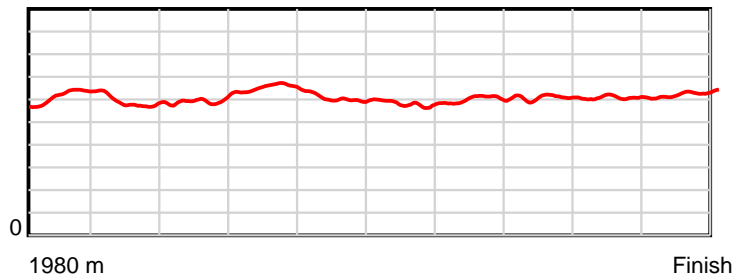
HRNZ and NZMTC and Thoroughbred Ratings Pty Ltd accepts no responsibility for the completeness or accuracy of any of the information contained herein, and makes no representations about its suitability for any particular purpose. Users should make their own judgements about those matters and/or seek independent advice. You assume all risks associated with use of the data provided on this page.

Race Results

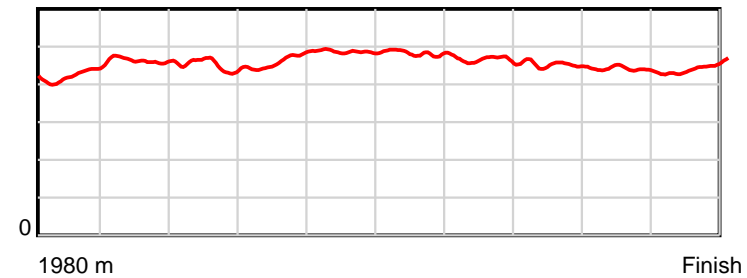
June 28, 2020, Race 7, FERNLAW/GARRY THOMPSON SOLICITOR MOBILE PACE, Distance 1980m, Addington - Survey 1980m

Result	TAB no.	Horse (Barrier)	1980 to	1800m to	1600m to	1400m to	1200m to	1000m to	800m to	600m to	400m to	200m to	Total or	Margin
8th	6	Tara Bromac (5)	1800m	1600m	1400m	1200m	1000m	800m	600m	400m	200m	WP	Average	
		Position in running (margin)	-	2(0.4)	4(4.1)	5(5.8)	7(4.6)	7(5.3)	7(6.0)	7(4.6)	6(5.9)	7(10.2)		10.40
		Sectional time (s)	12.30	16.30	15.48	14.22	16.39	16.71	15.37	15.17	14.70	14.23		
		Cumulative time (s)	150.87	138.57	122.27	106.79	92.57	76.18	59.47	44.10	28.93	14.23	2:30.87	
		Speed (m/s)	14.64	12.27	12.92	14.06	12.20	11.97	13.01	13.18	13.61	14.05	13.12	
		Stride length (m)	6.17	5.69	5.82	6.50	5.94	5.77	6.03	5.95	5.97	6.26	6.00	
		Stride duration (s)	0.423	0.464	0.451	0.462	0.487	0.482	0.464	0.451	0.439	0.445	0.457	
		Stride efficiency (%)	59.45	50.60	53.01	66.00	55.05	52.11	56.90	55.36	55.65	61.18	56.26	
		Stride count	29.18	35.15	34.34	30.77	33.70	34.63	33.14	33.60	33.51	31.96	329.98	

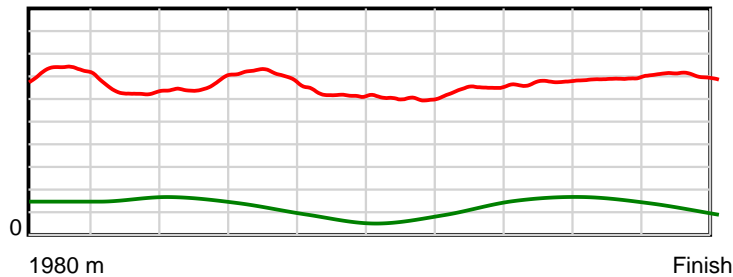
10 m Stride length



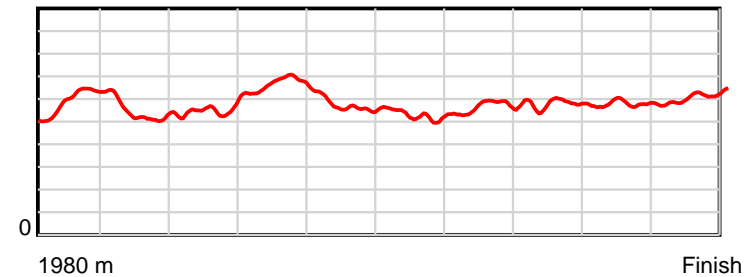
0.6 s Stride duration



20 m/sec Speed



100 % Stride efficiency



Note: Horizontal distance axis grid lines are 200m furlongs.

Disclaimer.

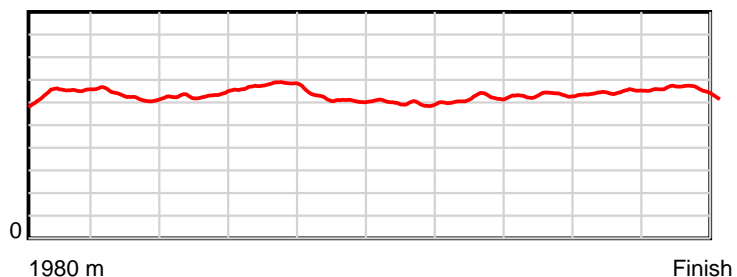
HRNZ and NZMTC and Thoroughbred Ratings Pty Ltd accepts no responsibility for the completeness or accuracy of any of the information contained herein, and makes no representations about its suitability for any particular purpose. Users should make their own judgements about those matters and/or seek independent advice. You assume all risks associated with use of the data provided on this page.

Race Results

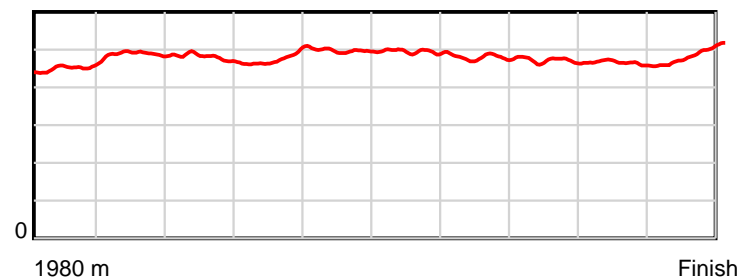
June 28, 2020, Race 7, FERNLAW/GARRY THOMPSON SOLICITOR MOBILE PACE, Distance 1980m, Addington - Survey 1980m

Result	TAB no.	Horse (Barrier)	1980 to	1800m to	1600m to	1400m to	1200m to	1000m to	800m to	600m to	400m to	200m to	Total or	Margin
9th	13	Narcissist (10)	1800m	1600m	1400m	1200m	1000m	800m	600m	400m	200m	WP	Average	
		Position in running (margin)	-	5(3.3)	7(5.8)	8(8.1)	9(6.4)	10(7.3)	10(7.8)	10(6.5)	10(9.0)	9(13.6)		18.40
		Sectional time (s)	12.66	16.10	15.58	14.15	16.42	16.67	15.39	15.38	14.75	15.22		
		Cumulative time (s)	152.32	139.66	123.56	107.98	93.83	77.41	60.74	45.35	29.97	15.22	2:32.32	
		Speed (m/s)	14.22	12.42	12.84	14.13	12.18	12.00	13.00	13.00	13.56	13.14	13.00	
		Stride length (m)	6.46	6.07	6.15	6.75	6.05	5.94	6.22	6.12	6.29	6.46	6.24	
		Stride duration (s)	0.451	0.489	0.479	0.477	0.497	0.495	0.479	0.470	0.464	0.492	0.480	
		Stride efficiency (%)	65.24	57.62	59.15	71.16	57.16	55.14	60.44	58.46	61.84	65.25	60.85	
		Stride count	27.86	32.94	32.51	29.64	33.07	33.67	32.16	32.70	31.79	30.95	317.29	

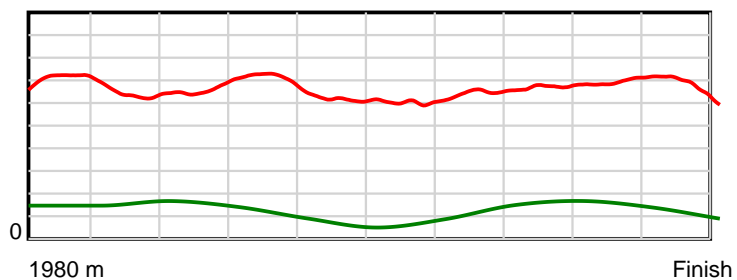
10 m Stride length



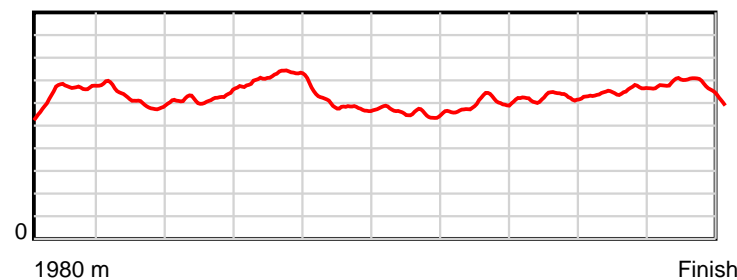
0.6 s Stride duration



20 m/sec Speed



100 % Stride efficiency



Note: Horizontal distance axis grid lines are 200m furlongs.

Disclaimer.

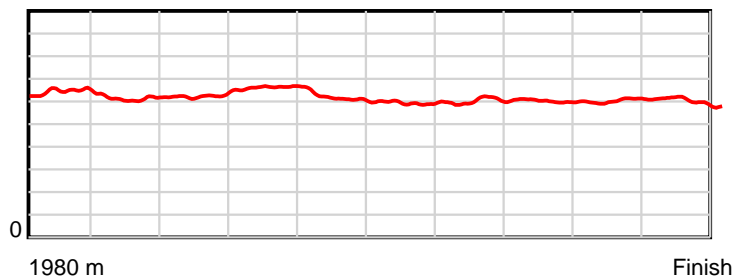
HRNZ and NZMTC and Thoroughbred Ratings Pty Ltd accepts no responsibility for the completeness or accuracy of any of the information contained herein, and makes no representations about its suitability for any particular purpose. Users should make their own judgements about those matters and/or seek independent advice. You assume all risks associated with use of the data provided on this page.

Race Results

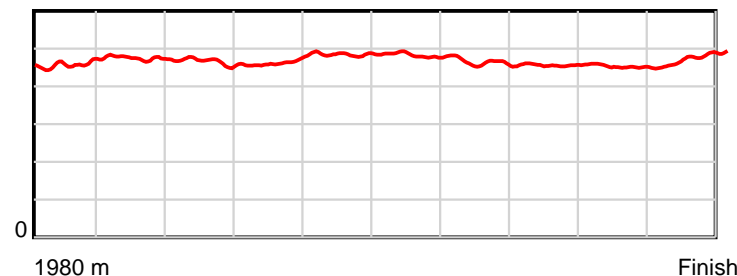
June 28, 2020, Race 7, FERNLAW/GARRY THOMPSON SOLICITOR MOBILE PACE, Distance 1980m, Addington - Survey 1980m

Result	TAB no.	Horse (Barrier)	1980 to	1800m to	1600m to	1400m to	1200m to	1000m to	800m to	600m to	400m to	200m to	Total or	Margin
10th	4	Don't Tell Ang... (4)	1800m	1600m	1400m	1200m	1000m	800m	600m	400m	200m	WP	Average	
		Position in running (margin)	-	7(4.3)	8(5.8)	7(7.0)	6(4.5)	6(4.8)	6(4.7)	5(3.5)	9(7.9)	11(15.9)		26.40
		Sectional time (s)	13.02	15.93	15.40	14.01	16.32	16.57	15.41	15.69	15.32	16.08		
		Cumulative time (s)	153.75	140.73	124.80	109.40	95.39	79.07	62.50	47.09	31.40	16.08	2:33.75	
		Speed (m/s)	13.83	12.55	12.99	14.28	12.25	12.07	12.98	12.75	13.05	12.44	12.88	
		Stride length (m)	6.43	5.97	6.05	6.62	5.94	5.82	6.00	5.82	5.89	5.95	6.03	
		Stride duration (s)	0.458	0.475	0.466	0.464	0.485	0.482	0.462	0.456	0.451	0.478	0.469	
		Stride efficiency (%)	64.66	55.62	57.18	68.46	55.16	52.93	56.21	52.89	54.24	55.28	56.91	
		Stride count	27.98	33.52	33.06	30.22	33.66	34.36	33.35	34.38	33.95	33.63	328.11	

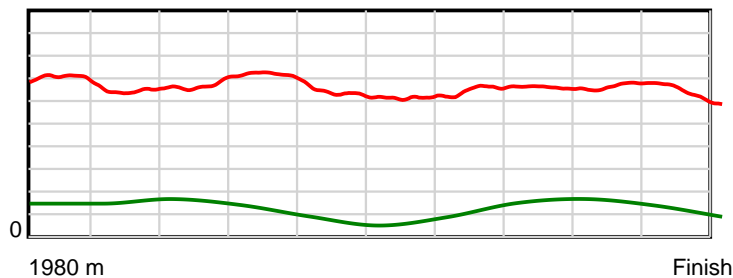
10 m Stride length



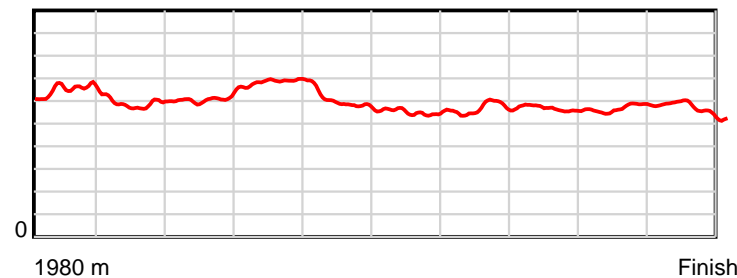
0.6 s Stride duration



20 m/sec Speed



100 % Stride efficiency



Note: Horizontal distance axis grid lines are 200m furlongs.

Disclaimer.

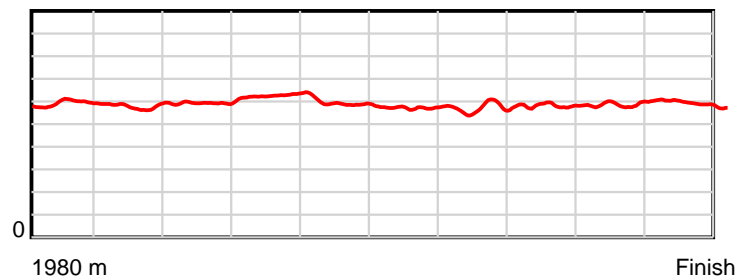
HRNZ and NZMTC and Thoroughbred Ratings Pty Ltd accepts no responsibility for the completeness or accuracy of any of the information contained herein, and makes no representations about its suitability for any particular purpose. Users should make their own judgements about those matters and/or seek independent advice. You assume all risks associated with use of the data provided on this page.

Race Results

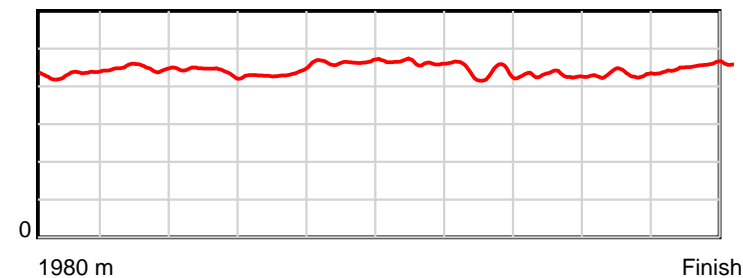
June 28, 2020, Race 7, FERNLAW/GARRY THOMPSON SOLICITOR MOBILE PACE, Distance 1980m, Addington - Survey 1980m

Result	TAB no.	Horse (Barrier)	1980 to	1800m to	1600m to	1400m to	1200m to	1000m to	800m to	600m to	400m to	200m to	Total or	Margin
11th	15	Aveross Spitfi... (12)	1800m	1600m	1400m	1200m	1000m	800m	600m	400m	200m	WP	Average	
		Position in running (margin)	-	11(7.9)	11(10.5)	12(11.2)	12(8.3)	11(8.7)	11(8.5)	11(6.8)	12(10.5)	12(20.0)		27.40
		Sectional time (s)	13.79	16.12	15.30	13.94	16.35	16.54	15.35	15.57	15.56	15.40		
		Cumulative time (s)	153.92	140.13	124.01	108.71	94.77	78.42	61.88	46.53	30.96	15.40	2:33.92	
		Speed (m/s)	13.05	12.41	13.07	14.35	12.23	12.09	13.03	12.85	12.85	12.99	12.86	
		Stride length (m)	5.91	5.56	5.75	6.25	5.68	5.60	5.69	5.52	5.57	5.92	5.73	
		Stride duration (s)	0.432	0.448	0.440	0.436	0.464	0.463	0.436	0.430	0.433	0.456	0.446	
		Stride efficiency (%)	54.56	48.37	51.68	61.00	50.41	48.94	50.55	47.61	48.48	54.75	51.40	
		Stride count	30.46	35.95	34.78	32.01	35.21	35.74	35.16	36.24	35.91	33.79	345.25	

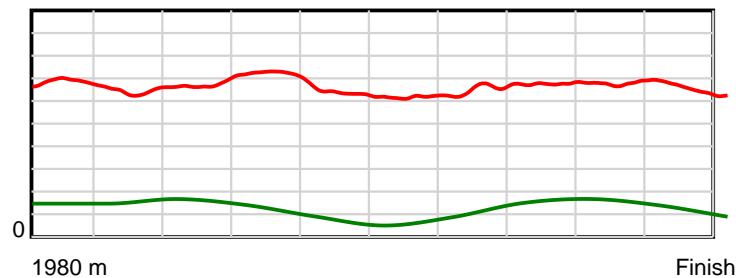
10 m Stride length



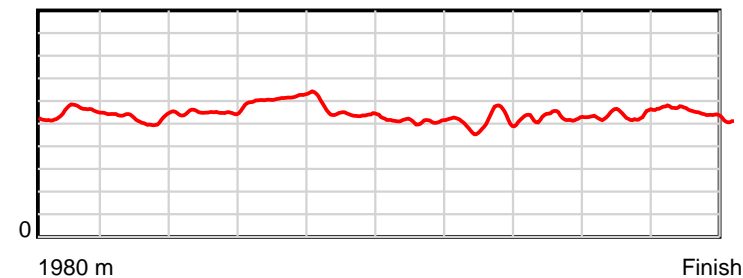
0.6 s Stride duration



20 m/sec Speed



100 % Stride efficiency



Note: Horizontal distance axis grid lines are 200m furlongs.

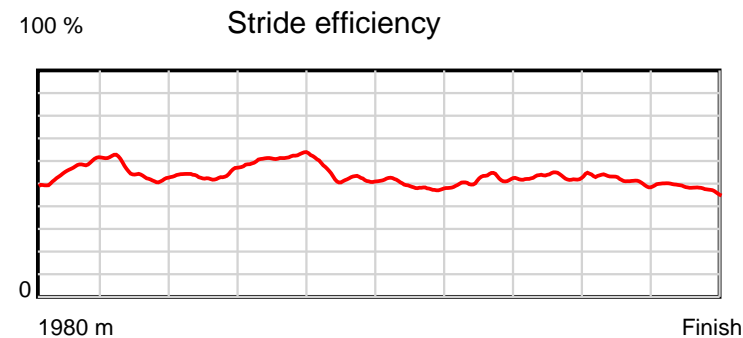
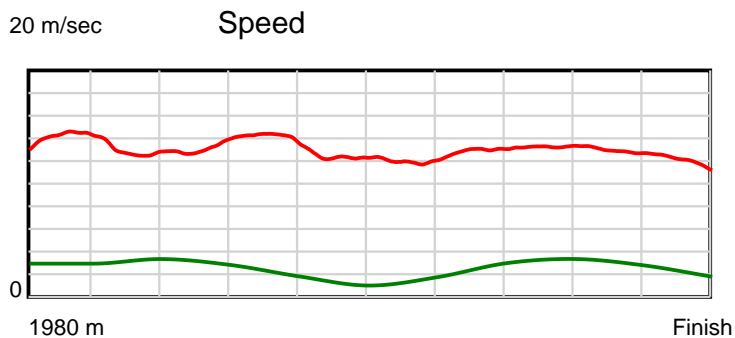
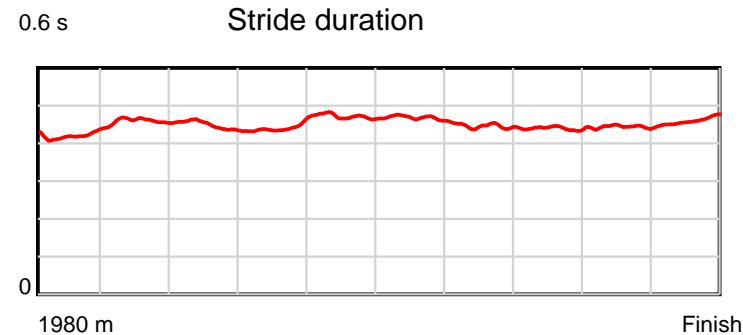
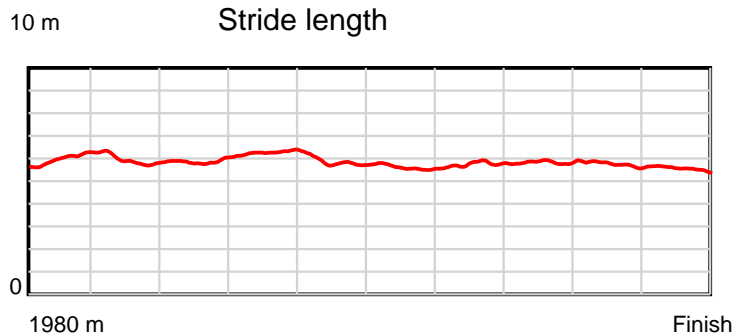
Disclaimer.

HRNZ and NZMTC and Thoroughbred Ratings Pty Ltd accepts no responsibility for the completeness or accuracy of any of the information contained herein, and makes no representations about its suitability for any particular purpose. Users should make their own judgements about those matters and/or seek independent advice. You assume all risks associated with use of the data provided on this page.

Race Results

June 28, 2020, Race 7, FERNLAW/GARRY THOMPSON SOLICITOR MOBILE PACE, Distance 1980m, Addington - Survey 1980m

Result	TAB no.	Horse (Barrier)	1980 to	1800m to	1600m to	1400m to	1200m to	1000m to	800m to	600m to	400m to	200m to	Total or	Margin
12th	11	Abby Golightly (9)	1800m	1600m	1400m	1200m	1000m	800m	600m	400m	200m	WP	Average	
		Position in running (margin)	-	8(4.5)	5(4.5)	6(6.0)	5(4.1)	5(4.2)	5(4.4)	6(3.8)	5(4.8)	10(14.5)		27.90
		Sectional time (s)	12.80	15.67	15.46	14.11	16.28	16.62	15.52	15.12	15.60	16.84		
		Cumulative time (s)	154.02	141.22	125.55	110.09	95.98	79.70	63.08	47.56	32.44	16.84	2:34.02	
		Speed (m/s)	14.06	12.76	12.94	14.17	12.29	12.03	12.89	13.23	12.82	11.88	12.86	
		Stride length (m)	5.99	5.86	5.80	6.27	5.79	5.63	5.74	5.82	5.68	5.48	5.80	
		Stride duration (s)	0.420	0.459	0.448	0.443	0.471	0.468	0.446	0.440	0.443	0.461	0.451	
		Stride efficiency (%)	56.02	53.63	52.52	61.48	52.32	49.51	51.57	52.87	50.48	46.90	52.51	
		Stride count	30.06	34.14	34.50	31.89	34.56	35.53	34.82	34.38	35.19	36.51	341.58	



Note: Horizontal distance axis grid lines are 200m furlongs.

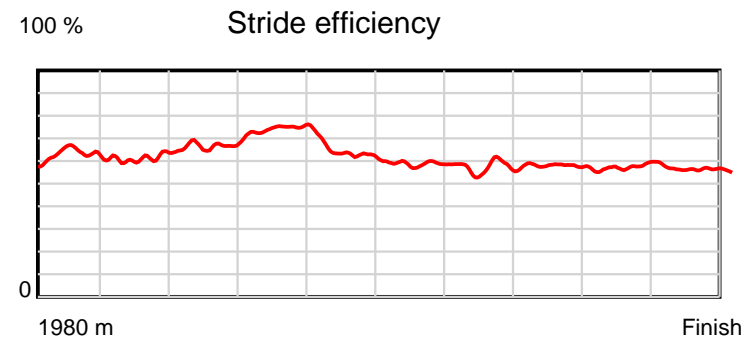
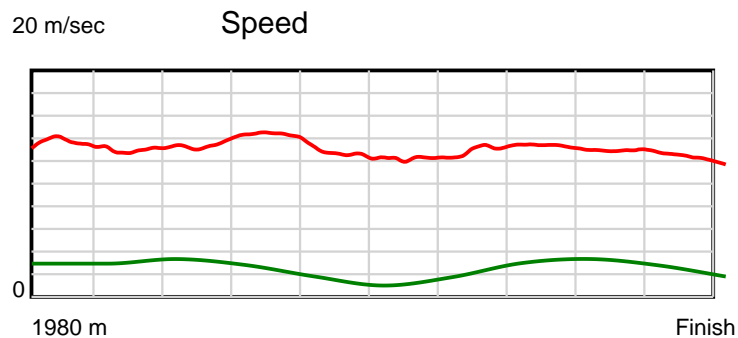
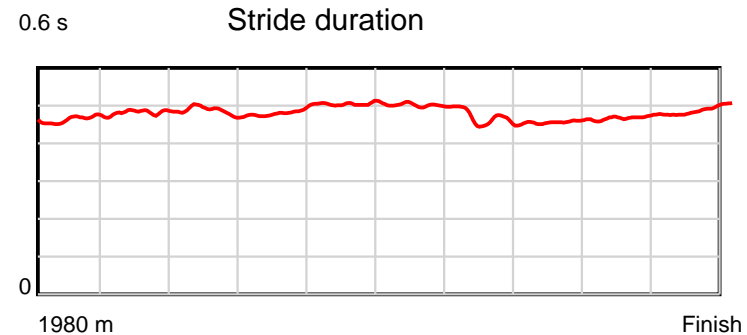
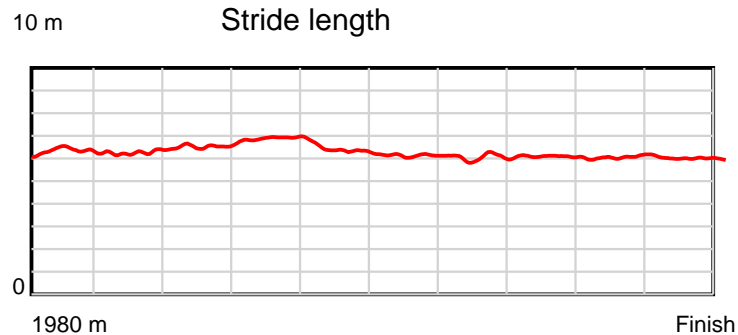
Disclaimer.

HRNZ and NZMTC and Thoroughbred Ratings Pty Ltd accepts no responsibility for the completeness or accuracy of any of the information contained herein, and makes no representations about its suitability for any particular purpose. Users should make their own judgements about those matters and/or seek independent advice. You assume all risks associated with use of the data provided on this page.

Race Results

June 28, 2020, Race 7, FERNLAW/GARRY THOMPSON SOLICITOR MOBILE PACE, Distance 1980m, Addington - Survey 1980m

Result	TAB no.	Horse (Barrier)	1980 to	1800m to	1600m to	1400m to	1200m to	1000m to	800m to	600m to	400m to	200m to	Total or	Margin
13th	14	It's A Shawthi... (11)	1800m	1600m	1400m	1200m	1000m	800m	600m	400m	200m	WP	Average	
		Position in running (margin)	-	10(7.0)	10(7.9)	9(8.9)	10(6.7)	9(6.9)	9(6.6)	8(4.8)	11(9.6)	13(22.4)		34.20
		Sectional time (s)	13.35	15.83	15.37	14.07	16.31	16.52	15.33	15.74	16.13	16.50		
		Cumulative time (s)	155.15	141.80	125.97	110.60	96.53	80.22	63.70	48.37	32.63	16.50	2:35.15	
		Speed (m/s)	13.48	12.63	13.01	14.21	12.26	12.11	13.05	12.71	12.40	12.12	12.76	
		Stride length (m)	6.36	6.09	6.31	6.87	6.19	6.06	6.05	5.81	5.83	5.95	6.14	
		Stride duration (s)	0.464	0.482	0.485	0.483	0.504	0.501	0.463	0.457	0.470	0.491	0.481	
		Stride efficiency (%)	63.23	57.94	62.26	73.78	59.78	57.42	57.12	52.74	53.08	55.34	58.83	
		Stride count	28.30	32.85	31.68	29.11	32.33	32.99	33.08	34.43	34.32	33.61	322.70	



Note: Horizontal distance axis grid lines are 200m furlongs.

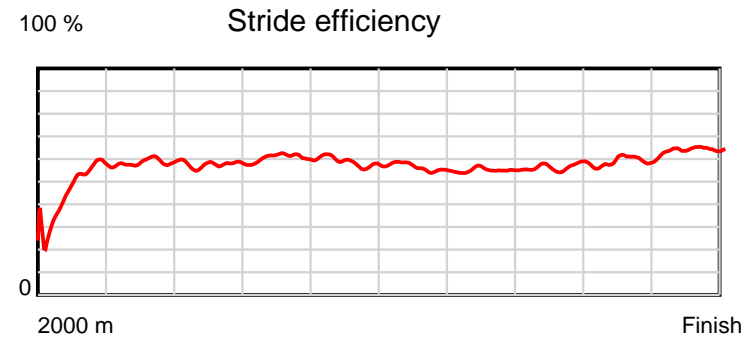
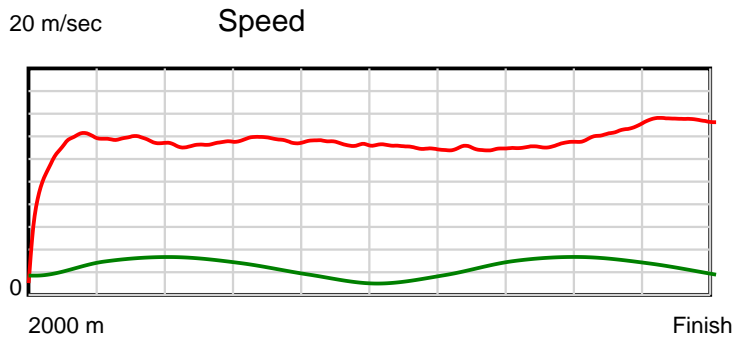
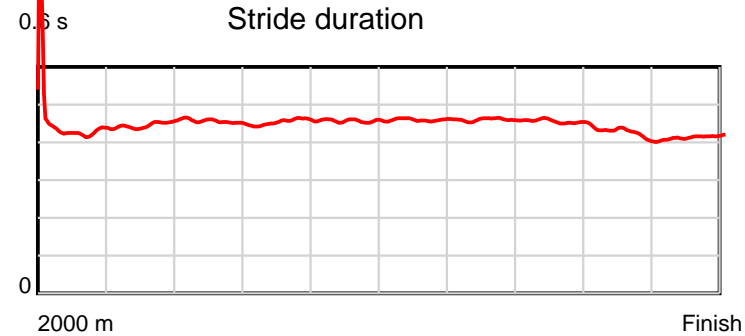
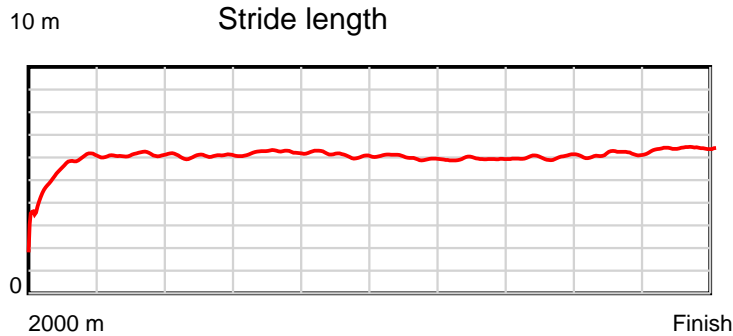
Disclaimer.

HRNZ and NZMTC and Thoroughbred Ratings Pty Ltd accepts no responsibility for the completeness or accuracy of any of the information contained herein, and makes no representations about its suitability for any particular purpose. Users should make their own judgements about those matters and/or seek independent advice. You assume all risks associated with use of the data provided on this page.

Race Results

June 28, 2020, Race 8, MCMILLAN EQUINE FEEDS PACE, Distance 2000m, Addington - Survey 3200m

Result	TAB no.	Horse (Barrier)	2000 to	1800m to	1600m to	1400m to	1200m to	1000m to	800m to	600m to	400m to	200m to	Total or	Margin
1st	2	Guido Da Siena (2)	1800m	1600m	1400m	1200m	1000m	800m	600m	400m	200m	WP	Average	
		Position in running (margin)	-	5(4.9)	5(7.5)	6(8.9)	7(7.0)	6(5.3)	6(4.7)	6(4.6)	6(5.0)	4(2.0)		0.00
		Sectional time (s)	17.08	14.88	15.20	14.64	15.33	15.63	15.53	15.46	14.11	12.96		
		Cumulative time (s)	150.82	133.74	118.86	103.66	89.02	73.69	58.06	42.53	27.07	12.96	2:30.82	
		Speed (m/s)	11.71	13.44	13.16	13.66	13.05	12.80	12.88	12.94	14.17	15.43	13.26	
		Stride length (m)	5.27	6.00	6.00	6.20	5.96	5.89	5.92	5.89	5.99	6.40	5.94	
		Stride duration (s)	0.435	0.446	0.456	0.454	0.457	0.460	0.460	0.455	0.423	0.414	0.448	
		Stride efficiency (%)	43.44	56.18	56.24	60.11	55.59	54.19	54.71	54.17	56.06	63.95	55.11	
		Stride count	37.93	33.36	33.34	32.25	33.53	33.96	33.80	33.97	33.39	31.26	336.79	



Note: Horizontal distance axis grid lines are 200m furlongs.

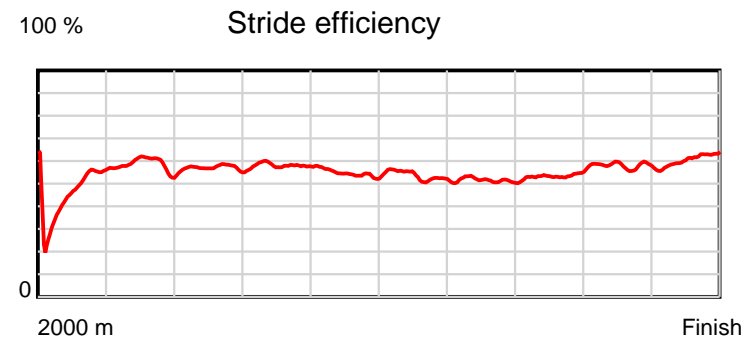
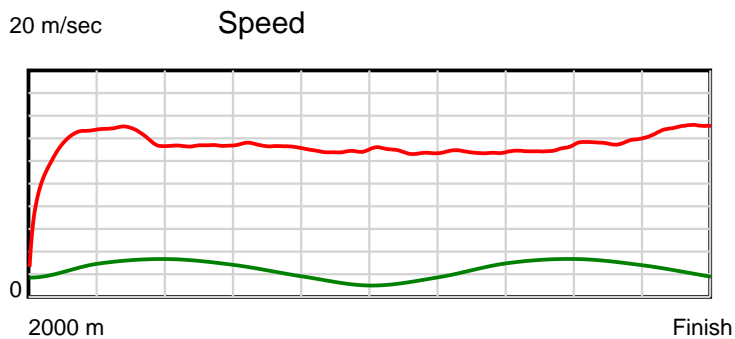
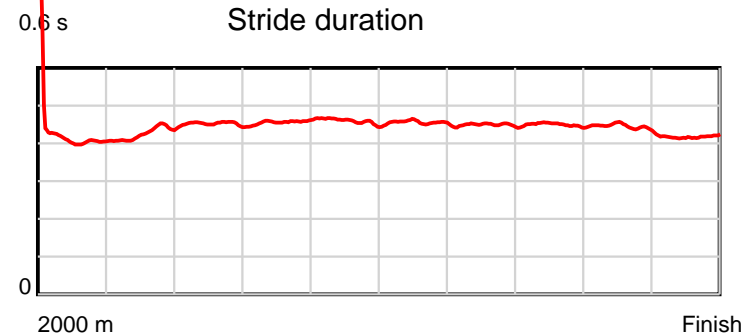
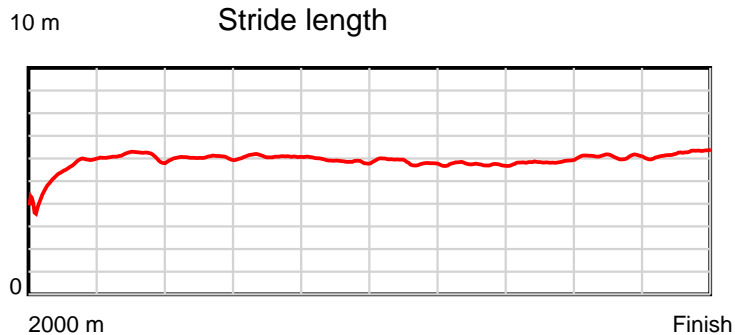
Disclaimer.

HRNZ and NZMTC and Thoroughbred Ratings Pty Ltd accepts no responsibility for the completeness or accuracy of any of the information contained herein, and makes no representations about its suitability for any particular purpose. Users should make their own judgements about those matters and/or seek independent advice. You assume all risks associated with use of the data provided on this page.

Race Results

June 28, 2020, Race 8, MCMILLAN EQUINE FEEDS PACE, Distance 2000m, Addington - Survey 3200m

Result	TAB no.	Horse (Barrier)	2000 to 1800m	1800m to 1600m	1600m to 1400m	1400m to 1200m	1200m to 1000m	1000m to 800m	800m to 600m	600m to 400m	400m to 200m	200m to WP	Total or Average	Margin
2nd	10	Uber Express (7)												
		Position in running (margin)	-	2(1.3)	1(0.0)	1(0.0)	1(0.0)	1(0.0)	1(0.0)	1(0.0)	1(0.0)	1(0.0)		0.30
		Sectional time (s)	16.55	14.21	14.97	14.97	15.61	15.73	15.56	15.39	14.61	13.28		
		Cumulative time (s)	150.88	134.33	120.12	105.15	90.18	74.57	58.84	43.28	27.89	13.28	2:30.88	
		Speed (m/s)	12.08	14.07	13.36	13.36	12.81	12.71	12.85	13.00	13.69	15.06	13.26	
		Stride length (m)	5.24	6.01	6.04	6.10	5.87	5.79	5.77	5.84	6.07	6.28	5.89	
		Stride duration (s)	0.414	0.427	0.452	0.457	0.458	0.456	0.449	0.449	0.444	0.417	0.444	
		Stride efficiency (%)	42.91	56.45	56.95	58.19	53.79	52.43	51.98	53.28	57.62	61.65	54.18	
		Stride count	38.17	33.28	33.13	32.77	34.09	34.53	34.68	34.25	32.93	31.84	339.67	



Note: Horizontal distance axis grid lines are 200m furlongs.

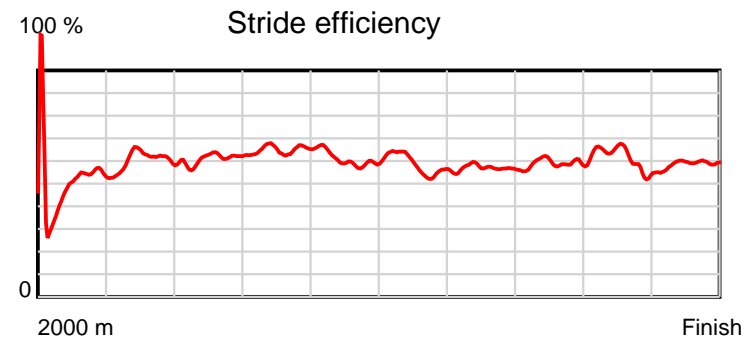
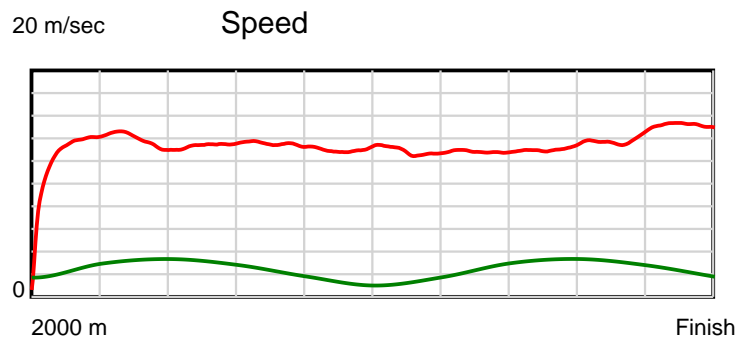
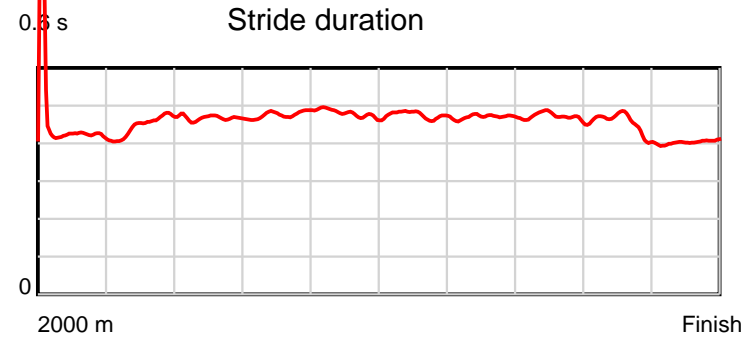
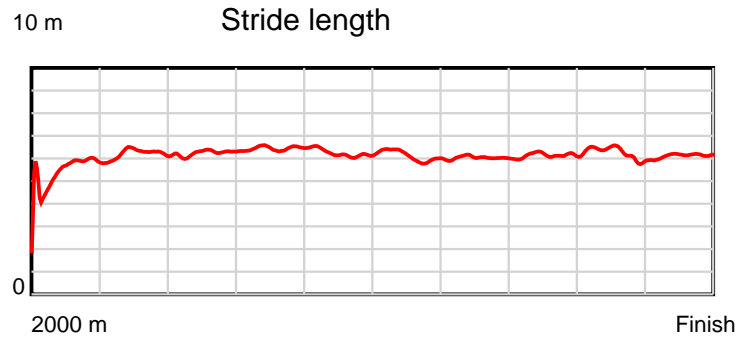
Disclaimer.

HRNZ and NZMTC and Thoroughbred Ratings Pty Ltd accepts no responsibility for the completeness or accuracy of any of the information contained herein, and makes no representations about its suitability for any particular purpose. Users should make their own judgements about those matters and/or seek independent advice. You assume all risks associated with use of the data provided on this page.

Race Results

June 28, 2020, Race 8, MCMILLAN EQUINE FEEDS PACE, Distance 2000m, Addington - Survey 3200m

Result	TAB no.	Horse (Barrier)	2000 to 1800m	1800m to 1600m	1600m to 1400m	1400m to 1200m	1200m to 1000m	1000m to 800m	800m to 600m	600m to 400m	400m to 200m	200m to WP	Total or Average	Margin
3rd	11	Stealth Bomba (8)												
		Position in running (margin)	-	1(0.0)	2(0.9)	2(2.1)	2(2.2)	3(1.7)	3(1.4)	3(1.7)	3(1.7)	2(1.2)		0.60
		Sectional time (s)	16.13	14.58	15.17	14.98	15.53	15.69	15.60	15.38	14.53	13.34		
		Cumulative time (s)	150.93	134.80	120.22	105.05	90.07	74.54	58.85	43.25	27.87	13.34	2:30.93	
		Speed (m/s)	12.40	13.72	13.18	13.35	12.88	12.75	12.82	13.00	13.76	14.99	13.25	
		Stride length (m)	5.37	6.16	6.16	6.37	6.16	6.06	6.03	6.11	6.19	6.04	6.05	
		Stride duration (s)	0.432	0.449	0.467	0.477	0.479	0.475	0.470	0.470	0.450	0.403	0.457	
		Stride efficiency (%)	45.08	59.33	59.34	63.37	59.38	57.37	56.78	58.31	59.82	57.09	57.27	
		Stride count	37.24	32.46	32.45	31.41	32.45	33.01	33.18	32.74	32.33	33.09	330.36	



Note: Horizontal distance axis grid lines are 200m furlongs.

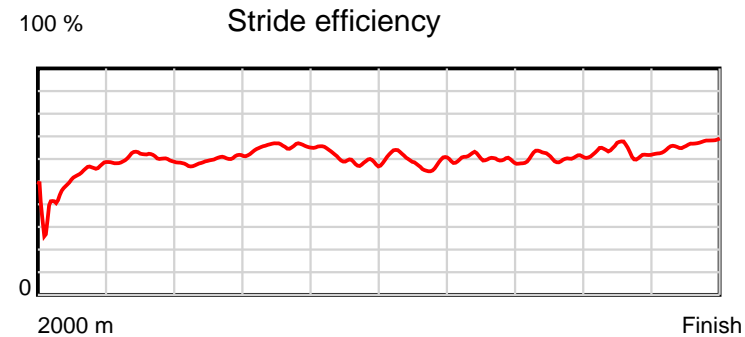
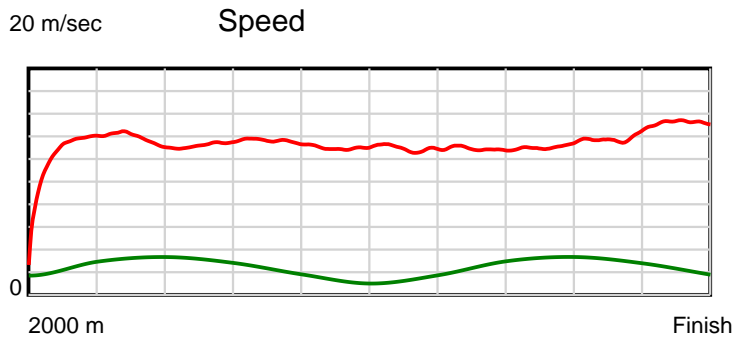
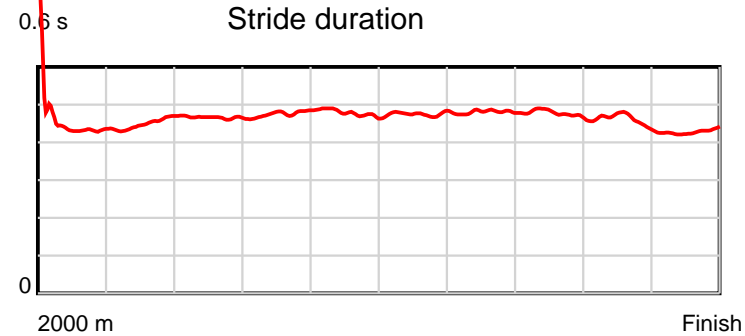
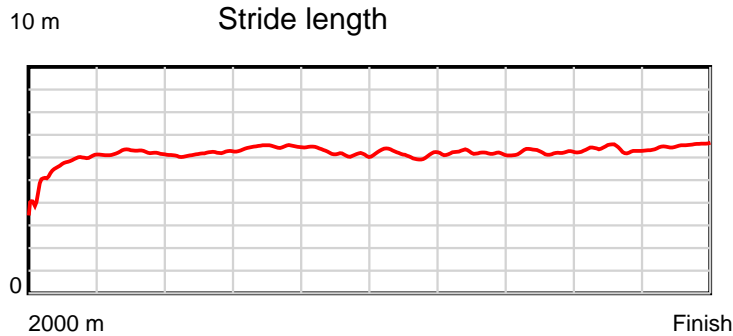
Disclaimer.

HRNZ and NZMTC and Thoroughbred Ratings Pty Ltd accepts no responsibility for the completeness or accuracy of any of the information contained herein, and makes no representations about its suitability for any particular purpose. Users should make their own judgements about those matters and/or seek independent advice. You assume all risks associated with use of the data provided on this page.

Race Results

June 28, 2020, Race 8, MCMILLAN EQUINE FEEDS PACE, Distance 2000m, Addington - Survey 3200m

Result	TAB no.	Horse (Barrier)	2000 to	1800m to	1600m to	1400m to	1200m to	1000m to	800m to	600m to	400m to	200m to	Total or	Margin
4th	6	Razcal Alley (5)	1800m	1600m	1400m	1200m	1000m	800m	600m	400m	200m	WP	Average	
		Position in running (margin)	-	3(2.4)	3(3.3)	3(4.6)	4(4.1)	5(4.1)	5(3.8)	5(3.8)	5(3.9)	6(3.7)		2.10
		Sectional time (s)	16.70	14.57	15.19	14.89	15.61	15.67	15.56	15.41	14.58	13.02		
		Cumulative time (s)	151.20	134.50	119.93	104.74	89.85	74.24	58.57	43.01	27.60	13.02	2:31.20	
		Speed (m/s)	11.98	13.73	13.17	13.43	12.81	12.76	12.85	12.98	13.72	15.36	13.23	
		Stride length (m)	5.53	6.17	6.14	6.39	6.12	6.07	6.17	6.19	6.30	6.59	6.16	
		Stride duration (s)	0.442	0.450	0.466	0.476	0.478	0.476	0.480	0.477	0.459	0.429	0.465	
		Stride efficiency (%)	47.75	59.51	58.91	63.83	58.53	57.57	59.57	59.80	61.98	67.78	59.20	
		Stride count	36.18	32.41	32.57	31.29	32.68	32.95	32.39	32.33	31.76	30.37	324.93	



Note: Horizontal distance axis grid lines are 200m furlongs.

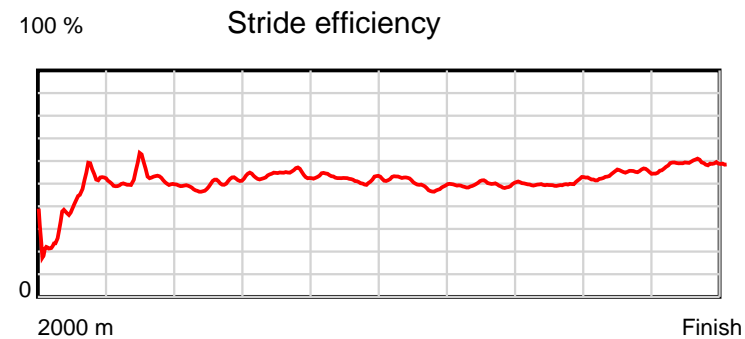
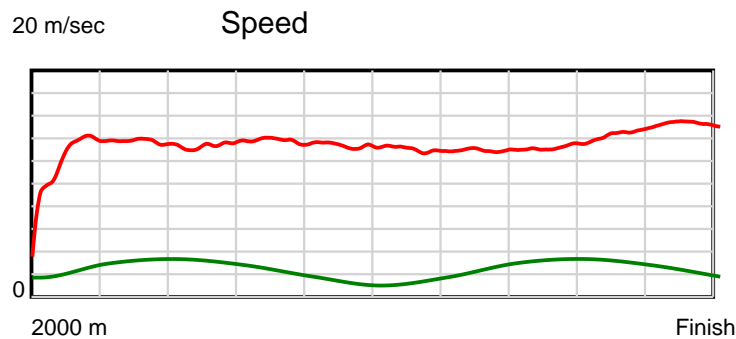
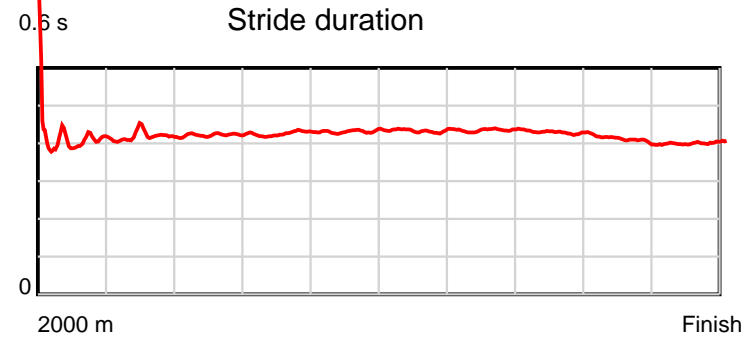
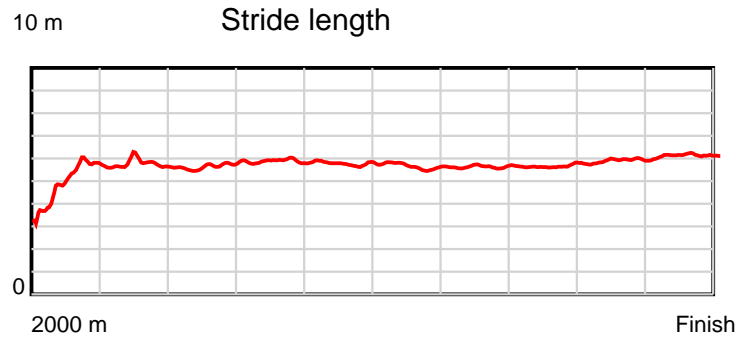
Disclaimer.

HRNZ and NZMTC and Thoroughbred Ratings Pty Ltd accepts no responsibility for the completeness or accuracy of any of the information contained herein, and makes no representations about its suitability for any particular purpose. Users should make their own judgements about those matters and/or seek independent advice. You assume all risks associated with use of the data provided on this page.

Race Results

June 28, 2020, Race 8, MCMILLAN EQUINE FEEDS PACE, Distance 2000m, Addington - Survey 3200m

Result	TAB no.	Horse (Barrier)	2000 to 1800m	1800m to 1600m	1600m to 1400m	1400m to 1200m	1200m to 1000m	1000m to 800m	800m to 600m	600m to 400m	400m to 200m	200m to WP	Total or Average	Margin
5th	7	Pats Dragon (6)												
		Position in running (margin)	-	6(7.2)	6(9.1)	8(10.9)	9(8.8)	8(7.2)	8(6.8)	8(6.7)	8(6.7)	8(4.6)		2.90
		Sectional time (s)	17.41	14.74	15.27	14.61	15.35	15.65	15.54	15.39	14.26	13.11		
		Cumulative time (s)	151.33	133.92	119.18	103.91	89.30	73.95	58.30	42.76	27.37	13.11	2:31.33	
		Speed (m/s)	11.49	13.57	13.10	13.69	13.03	12.78	12.87	13.00	14.03	15.26	13.22	
		Stride length (m)	4.80	5.66	5.54	5.82	5.62	5.54	5.60	5.57	5.72	6.10	5.58	
		Stride duration (s)	0.403	0.417	0.423	0.426	0.431	0.433	0.435	0.429	0.408	0.400	0.422	
		Stride efficiency (%)	36.05	50.03	47.90	53.01	49.37	47.93	48.94	48.52	51.21	58.16	48.63	
		Stride count	41.64	35.35	36.13	34.34	35.58	36.11	35.74	35.89	34.94	32.78	358.50	



Note: Horizontal distance axis grid lines are 200m furlongs.

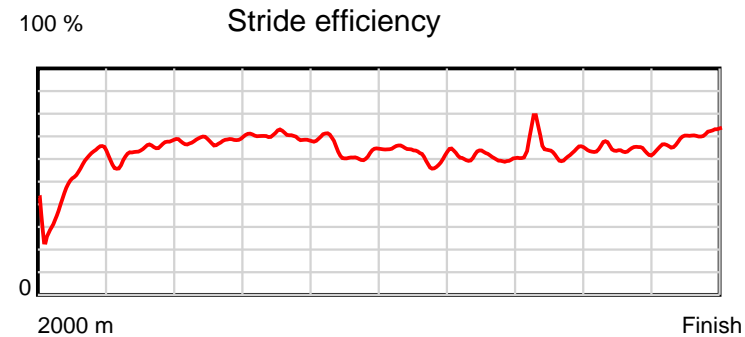
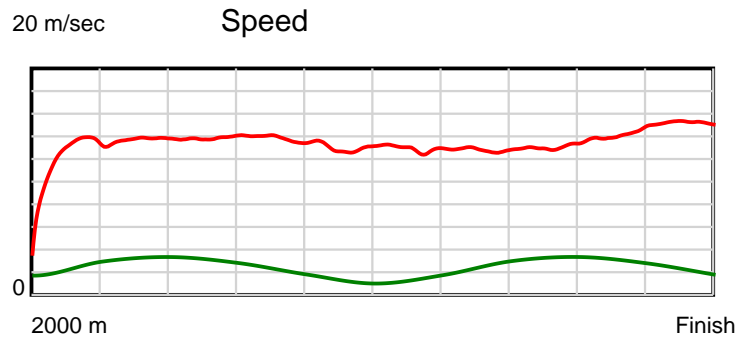
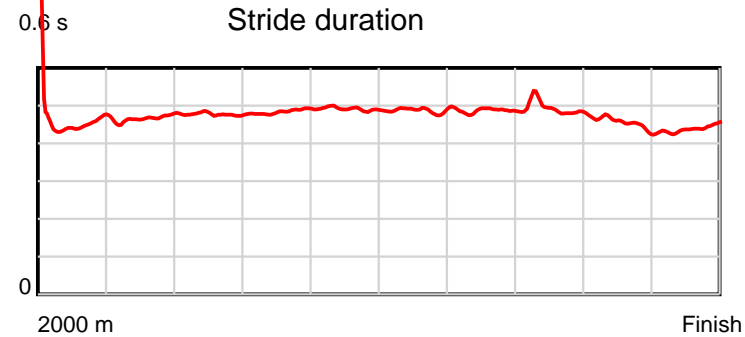
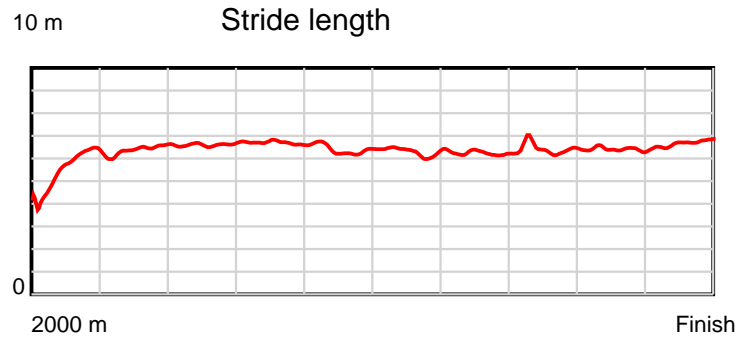
Disclaimer.

HRNZ and NZMTC and Thoroughbred Ratings Pty Ltd accepts no responsibility for the completeness or accuracy of any of the information contained herein, and makes no representations about its suitability for any particular purpose. Users should make their own judgements about those matters and/or seek independent advice. You assume all risks associated with use of the data provided on this page.

Race Results

June 28, 2020, Race 8, MCMILLAN EQUINE FEEDS PACE, Distance 2000m, Addington - Survey 3200m

Result	TAB no.	Horse (Barrier)	2000 to	1800m to	1600m to	1400m to	1200m to	1000m to	800m to	600m to	400m to	200m to	Total or	Margin
6th	14	Jimmy Cannon (11)	1800m	1600m	1400m	1200m	1000m	800m	600m	400m	200m	WP	Average	
		Position in running (margin)	-	9(10.6)	10(13.4)	9(11.4)	8(8.4)	9(8.4)	9(7.3)	9(7.4)	9(7.6)	9(4.7)		3.20
		Sectional time (s)	18.06	14.90	14.63	14.46	15.61	15.55	15.57	15.41	14.14	13.07		
		Cumulative time (s)	151.40	133.34	118.44	103.81	89.35	73.74	58.19	42.62	27.21	13.07	2:31.40	
		Speed (m/s)	11.07	13.42	13.67	13.83	12.81	12.86	12.85	12.98	14.14	15.30	13.21	
		Stride length (m)	5.48	6.25	6.52	6.70	6.28	6.28	6.24	6.37	6.39	6.73	6.31	
		Stride duration (s)	0.453	0.466	0.477	0.484	0.490	0.488	0.486	0.491	0.452	0.440	0.477	
		Stride efficiency (%)	46.91	61.11	66.39	70.07	61.65	61.59	60.83	63.42	63.76	70.83	62.12	
		Stride count	36.50	31.98	30.68	29.87	31.84	31.86	32.06	31.39	31.31	29.71	317.20	



Note: Horizontal distance axis grid lines are 200m furlongs.

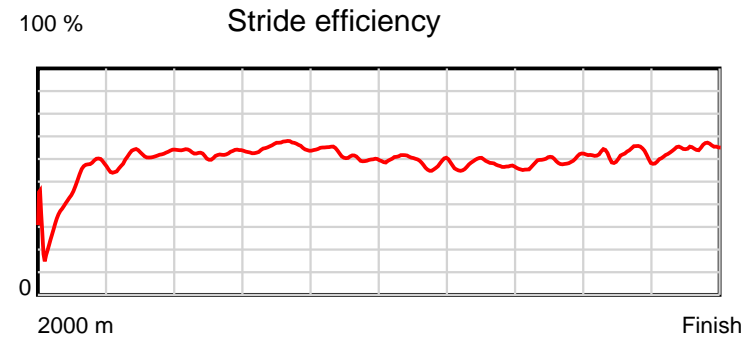
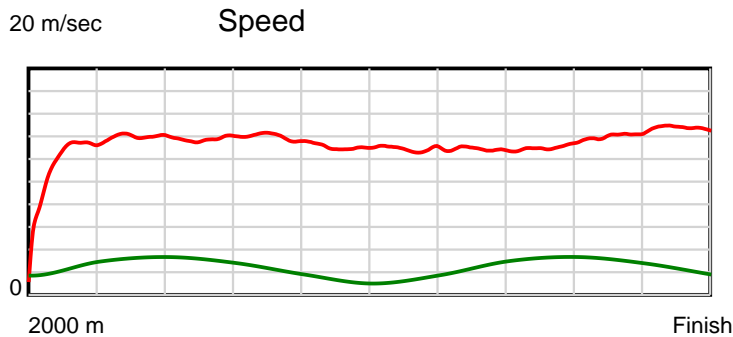
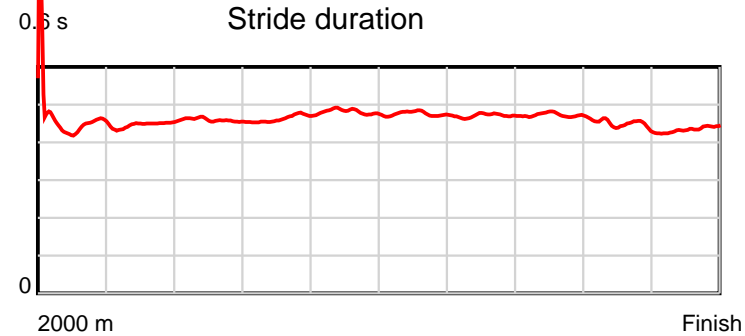
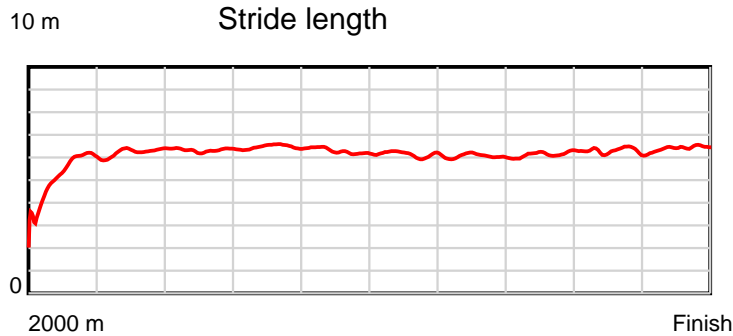
Disclaimer.

HRNZ and NZMTC and Thoroughbred Ratings Pty Ltd accepts no responsibility for the completeness or accuracy of any of the information contained herein, and makes no representations about its suitability for any particular purpose. Users should make their own judgements about those matters and/or seek independent advice. You assume all risks associated with use of the data provided on this page.

Race Results

June 28, 2020, Race 8, MCMILLAN EQUINE FEEDS PACE, Distance 2000m, Addington - Survey 3200m

Result	TAB no.	Horse (Barrier)	2000 to 1800m	1800m to 1600m	1600m to 1400m	1400m to 1200m	1200m to 1000m	1000m to 800m	800m to 600m	600m to 400m	400m to 200m	200m to WP	Total or Average	Margin
7th	1	Fortunia (1)												
		Position in running (margin)	-	10(11.2)	9(12.9)	7(9.6)	6(6.2)	7(6.6)	7(6.3)	7(6.0)	7(6.7)	7(3.8)		4.20
		Sectional time (s)	17.96	14.70	14.41	14.40	15.68	15.69	15.49	15.51	14.14	13.59		
		Cumulative time (s)	151.57	133.61	118.91	104.50	90.10	74.42	58.73	43.24	27.73	13.59	2:31.57	
		Speed (m/s)	11.14	13.61	13.88	13.89	12.76	12.75	12.91	12.89	14.14	14.72	13.20	
		Stride length (m)	5.12	6.08	6.37	6.44	6.13	6.06	6.07	6.09	6.31	6.40	6.08	
		Stride duration (s)	0.450	0.447	0.459	0.464	0.481	0.476	0.471	0.472	0.446	0.435	0.461	
		Stride efficiency (%)	40.98	57.73	63.35	64.84	58.74	57.47	57.65	57.91	62.26	64.09	57.85	
		Stride count	39.05	32.90	31.41	31.05	32.62	32.98	32.93	32.85	31.68	31.23	328.70	



Note: Horizontal distance axis grid lines are 200m furlongs.

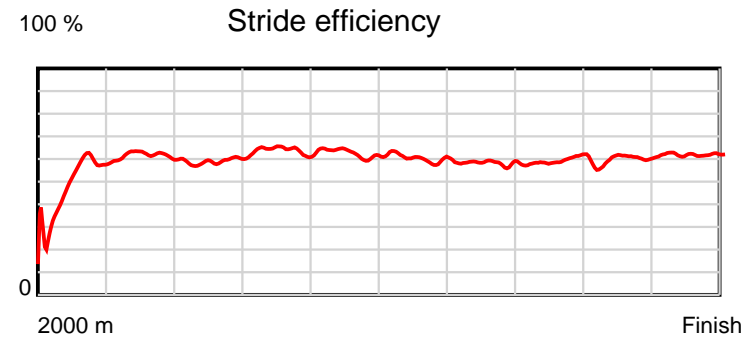
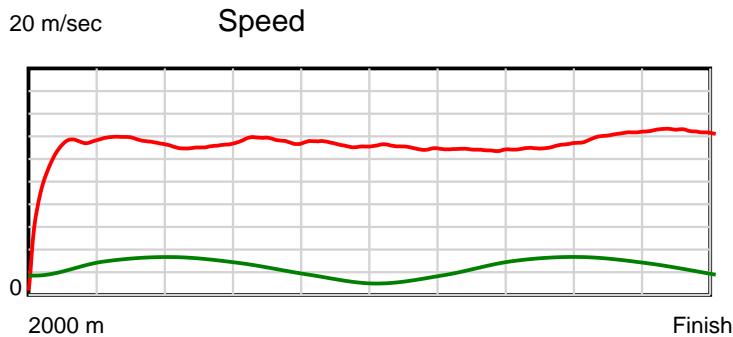
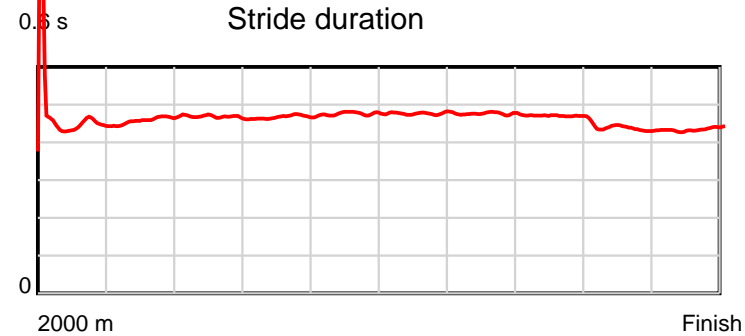
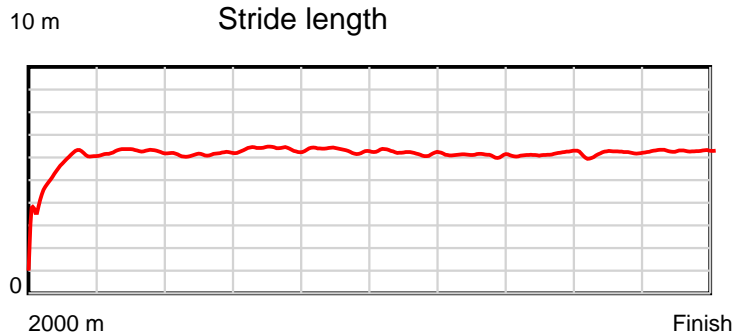
Disclaimer.

HRNZ and NZMTC and Thoroughbred Ratings Pty Ltd accepts no responsibility for the completeness or accuracy of any of the information contained herein, and makes no representations about its suitability for any particular purpose. Users should make their own judgements about those matters and/or seek independent advice. You assume all risks associated with use of the data provided on this page.

Race Results

June 28, 2020, Race 8, MCMILLAN EQUINE FEEDS PACE, Distance 2000m, Addington - Survey 3200m

Result	TAB no.	Horse (Barrier)	2000 to 1800m	1800m to 1600m	1600m to 1400m	1400m to 1200m	1200m to 1000m	1000m to 800m	800m to 600m	600m to 400m	400m to 200m	200m to WP	Total or Average	Margin
8th	12	Kiwi X Factor (9)												
		Position in running (margin)	-	4(3.6)	4(5.0)	4(7.2)	5(5.2)	4(3.3)	4(2.5)	4(2.8)	4(3.0)	3(1.9)		4.40
		Sectional time (s)	16.75	14.66	15.33	14.63	15.29	15.60	15.61	15.41	14.44	13.88		
		Cumulative time (s)	151.60	134.85	120.19	104.86	90.23	74.94	59.34	43.73	28.32	13.88	2:31.60	
		Speed (m/s)	11.94	13.64	13.05	13.67	13.08	12.82	12.81	12.98	13.85	14.41	13.19	
		Stride length (m)	5.40	6.25	6.11	6.39	6.23	6.11	6.09	6.09	6.04	6.27	6.09	
		Stride duration (s)	0.456	0.459	0.468	0.467	0.476	0.477	0.476	0.469	0.436	0.435	0.461	
		Stride efficiency (%)	45.54	61.14	58.31	63.81	60.59	58.42	58.02	58.00	56.95	61.52	57.91	
		Stride count	37.05	31.97	32.74	31.30	32.12	32.71	32.82	32.83	33.13	31.88	328.55	



Note: Horizontal distance axis grid lines are 200m furlongs.

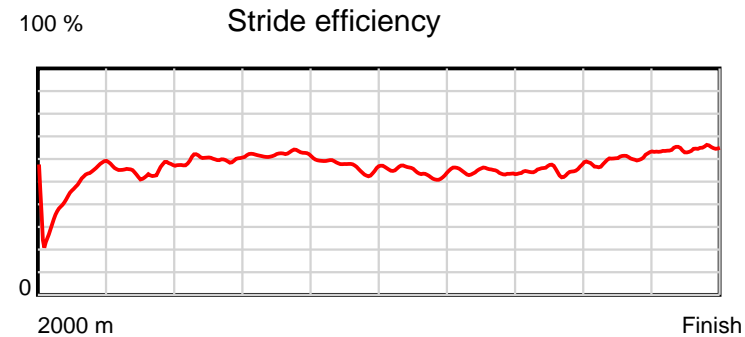
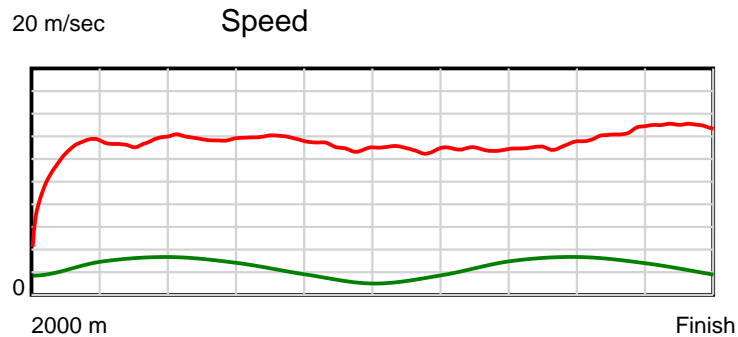
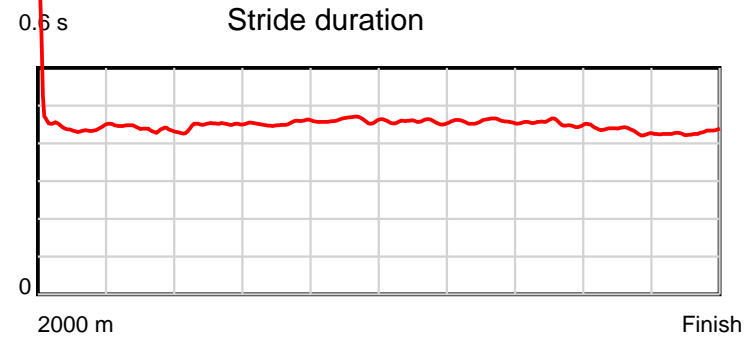
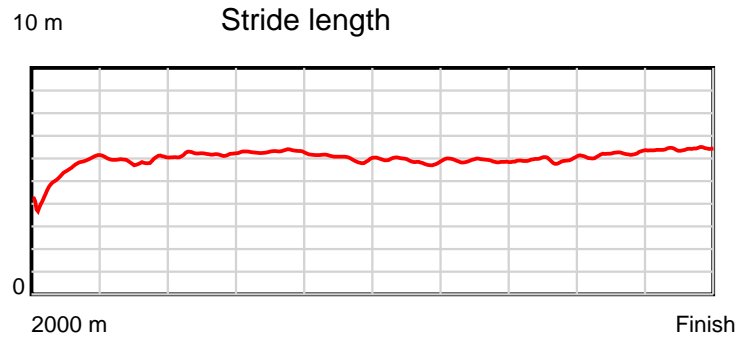
Disclaimer.

HRNZ and NZMTC and Thoroughbred Ratings Pty Ltd accepts no responsibility for the completeness or accuracy of any of the information contained herein, and makes no representations about its suitability for any particular purpose. Users should make their own judgements about those matters and/or seek independent advice. You assume all risks associated with use of the data provided on this page.

Race Results

June 28, 2020, Race 8, MCMILLAN EQUINE FEEDS PACE, Distance 2000m, Addington - Survey 3200m

Result	TAB no.	Horse (Barrier)	2000 to	1800m to	1600m to	1400m to	1200m to	1000m to	800m to	600m to	400m to	200m to	Total or	Margin
9th	15	Blue Chip Deli... (12)	1800m	1600m	1400m	1200m	1000m	800m	600m	400m	200m	WP	Average	
		Position in running (margin)	-	13(14.1)	11(17.0)	11(14.4)	11(11.3)	11(10.7)	11(9.9)	11(9.8)	11(9.5)	10(6.1)		5.60
		Sectional time (s)	18.67	14.93	14.53	14.43	15.51	15.60	15.54	15.34	14.03	13.25		
		Cumulative time (s)	151.83	133.16	118.23	103.70	89.27	73.76	58.16	42.62	27.28	13.25	2:31.83	
		Speed (m/s)	10.71	13.40	13.76	13.86	12.89	12.82	12.87	13.04	14.26	15.09	13.17	
		Stride length (m)	5.30	5.88	6.16	6.29	5.95	5.86	5.89	5.91	6.18	6.47	5.97	
		Stride duration (s)	0.445	0.439	0.448	0.454	0.462	0.457	0.458	0.454	0.434	0.429	0.454	
		Stride efficiency (%)	43.84	54.04	59.39	61.75	55.39	53.68	54.30	54.66	59.72	65.44	55.78	
		Stride count	37.76	34.01	32.44	31.82	33.59	34.12	33.93	33.82	32.35	30.91	334.75	



Note: Horizontal distance axis grid lines are 200m furlongs.

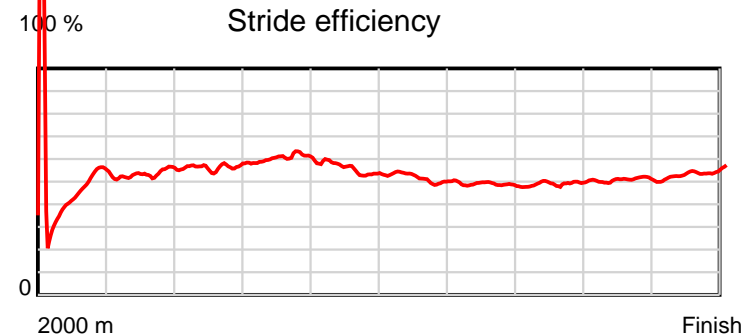
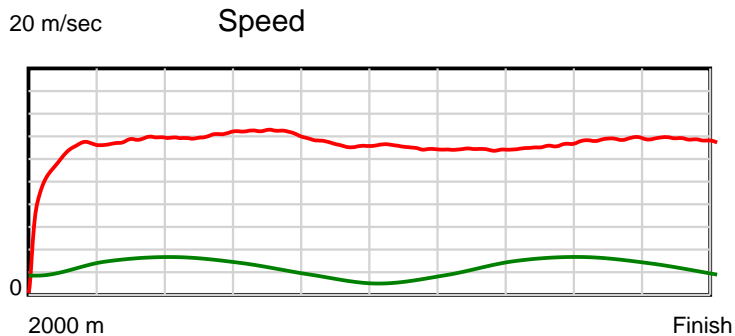
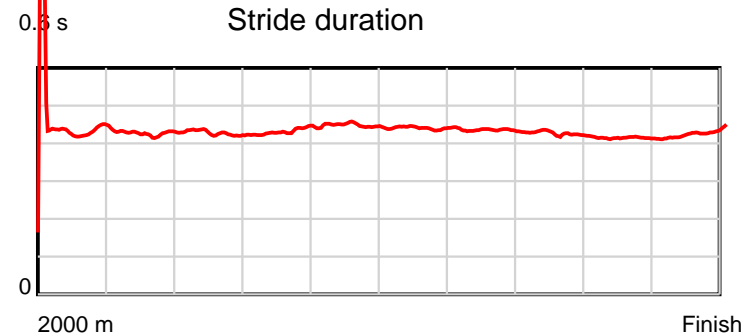
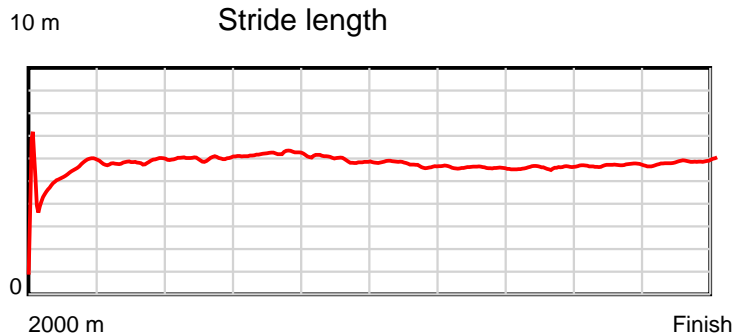
Disclaimer.

HRNZ and NZMTC and Thoroughbred Ratings Pty Ltd accepts no responsibility for the completeness or accuracy of any of the information contained herein, and makes no representations about its suitability for any particular purpose. Users should make their own judgements about those matters and/or seek independent advice. You assume all risks associated with use of the data provided on this page.

Race Results

June 28, 2020, Race 8, MCMILLAN EQUINE FEEDS PACE, Distance 2000m, Addington - Survey 3200m

Result	TAB no.	Horse (Barrier)	2000 to 1800m	1800m to 1600m	1600m to 1400m	1400m to 1200m	1200m to 1000m	1000m to 800m	800m to 600m	600m to 400m	400m to 200m	200m to WP	Total or Average	Margin
10th	13	Garry's Legacy (10)												
		Position in running (margin)	-	7(8.4)	8(11.5)	5(8.9)	3(2.8)	2(1.3)	2(0.6)	2(0.8)	2(1.4)	5(2.6)		9.50
		Sectional time (s)	17.49	14.95	14.52	13.95	15.36	15.62	15.59	15.49	14.80	14.77		
		Cumulative time (s)	152.54	135.05	120.10	105.58	91.63	76.27	60.65	45.06	29.57	14.77	2:32.54	
		Speed (m/s)	11.44	13.38	13.77	14.34	13.02	12.80	12.83	12.91	13.51	13.54	13.11	
		Stride length (m)	5.15	5.71	5.88	6.19	5.81	5.65	5.58	5.48	5.59	5.81	5.67	
		Stride duration (s)	0.448	0.427	0.427	0.432	0.446	0.441	0.435	0.424	0.414	0.429	0.433	
		Stride efficiency (%)	41.45	50.87	54.02	59.82	52.67	49.83	48.62	46.96	48.84	52.70	50.26	
		Stride count	38.83	35.05	34.02	32.32	34.45	35.42	35.86	36.48	35.78	34.44	352.65	



Note: Horizontal distance axis grid lines are 200m furlongs.

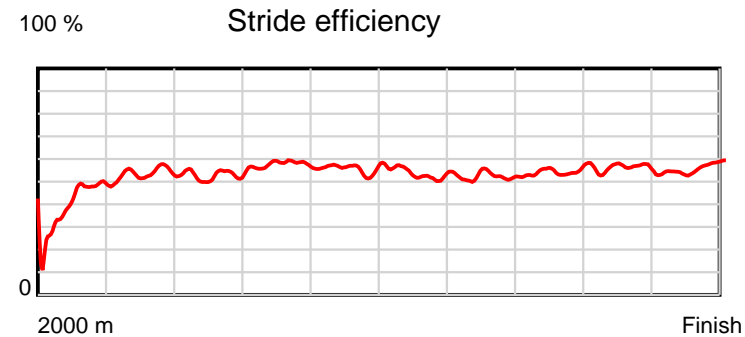
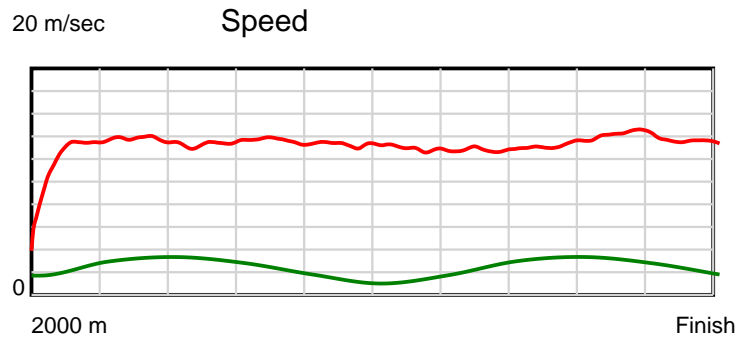
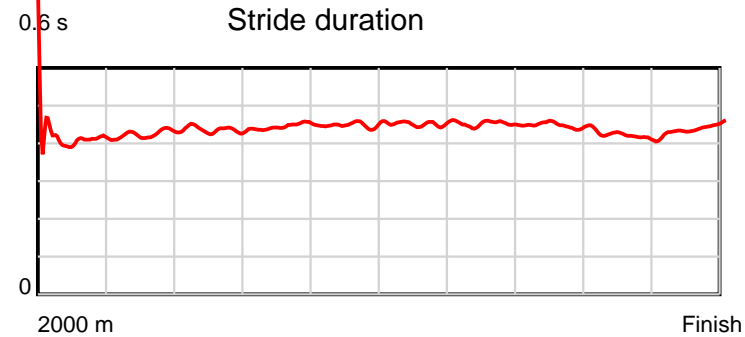
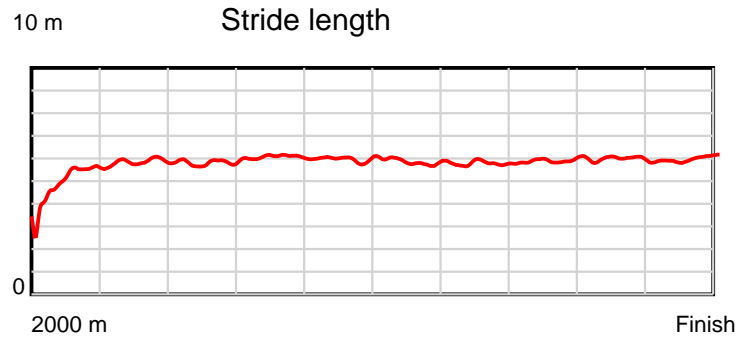
Disclaimer.

HRNZ and NZMTC and Thoroughbred Ratings Pty Ltd accepts no responsibility for the completeness or accuracy of any of the information contained herein, and makes no representations about its suitability for any particular purpose. Users should make their own judgements about those matters and/or seek independent advice. You assume all risks associated with use of the data provided on this page.

Race Results

June 28, 2020, Race 8, MCMILLAN EQUINE FEEDS PACE, Distance 2000m, Addington - Survey 3200m

Result	TAB no.	Horse (Barrier)	2000 to 1800m	1800m to 1600m	1600m to 1400m	1400m to 1200m	1200m to 1000m	1000m to 800m	800m to 600m	600m to 400m	400m to 200m	200m to WP	Total or Average	Margin
11th	4	Katchalight (4)												
		Position in running (margin)	-	8(9.0)	7(11.1)	10(13.3)	10(10.8)	10(9.4)	10(8.6)	10(8.5)	10(8.8)	12(7.8)		14.10
		Sectional time (s)	17.72	14.79	15.32	14.55	15.38	15.59	15.56	15.43	14.44	14.58		
		Cumulative time (s)	153.36	135.64	120.85	105.53	90.98	75.60	60.01	44.45	29.02	14.58	2:33.36	
		Speed (m/s)	11.29	13.52	13.05	13.75	13.00	12.83	12.85	12.96	13.85	13.72	13.04	
		Stride length (m)	4.87	5.74	5.70	6.12	5.84	5.80	5.80	5.81	5.80	6.07	5.73	
		Stride duration (s)	0.409	0.424	0.437	0.445	0.449	0.452	0.451	0.448	0.419	0.442	0.440	
		Stride efficiency (%)	36.99	51.47	50.76	58.52	53.32	52.51	52.48	52.66	52.58	57.54	51.36	
		Stride count	41.11	34.85	35.09	32.68	34.24	34.50	34.51	34.45	34.48	32.96	348.87	



Note: Horizontal distance axis grid lines are 200m furlongs.

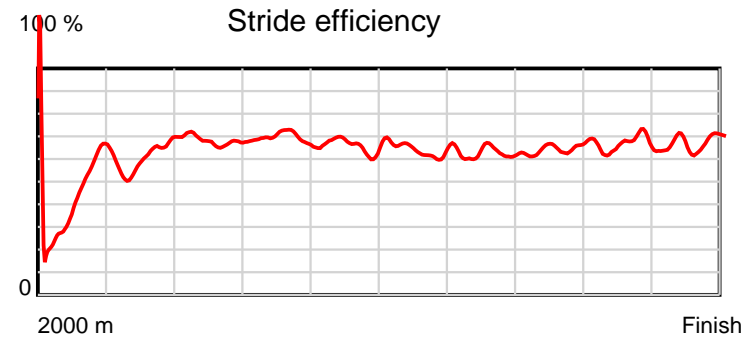
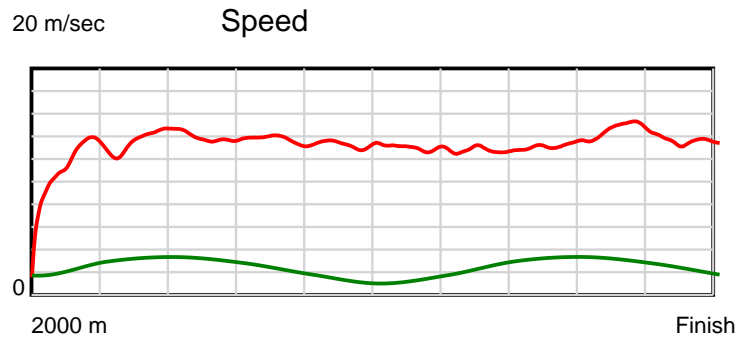
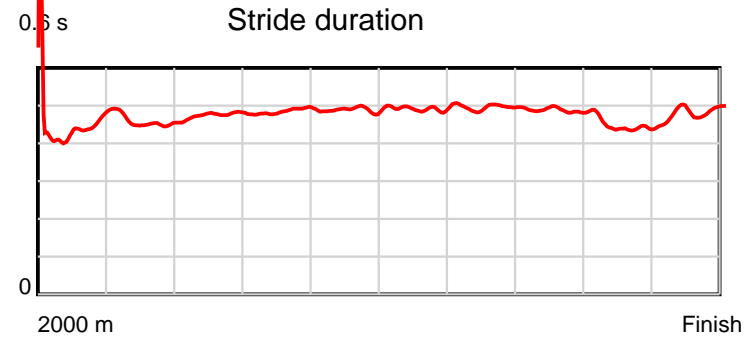
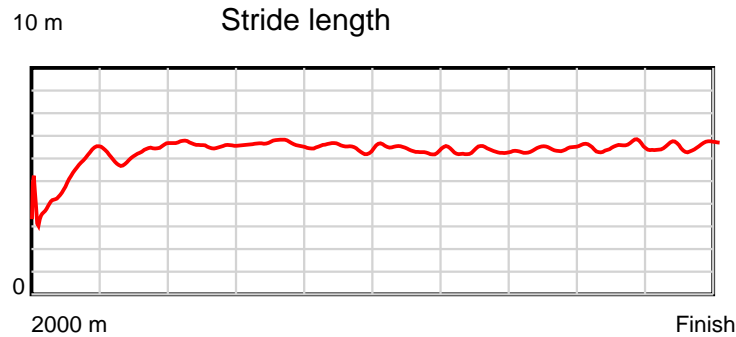
Disclaimer.

HRNZ and NZMTC and Thoroughbred Ratings Pty Ltd accepts no responsibility for the completeness or accuracy of any of the information contained herein, and makes no representations about its suitability for any particular purpose. Users should make their own judgements about those matters and/or seek independent advice. You assume all risks associated with use of the data provided on this page.

Race Results

June 28, 2020, Race 8, MCMILLAN EQUINE FEEDS PACE, Distance 2000m, Addington - Survey 3200m

Result	TAB no.	Horse (Barrier)	2000 to 1800m	1800m to 1600m	1600m to 1400m	1400m to 1200m	1200m to 1000m	1000m to 800m	800m to 600m	600m to 400m	400m to 200m	200m to WP	Total or Average	Margin
12th	3	Arocknathepar... (3)												
		Position in running (margin)	-	12(13.7)	12(17.4)	12(15.0)	12(12.5)	12(11.2)	12(10.2)	12(10.8)	12(10.3)	11(7.5)		14.80
		Sectional time (s)	18.53	15.05	14.56	14.55	15.38	15.58	15.64	15.31	14.15	14.73		
		Cumulative time (s)	153.48	134.95	119.90	105.34	90.79	75.41	59.83	44.19	28.88	14.73	2:33.48	
		Speed (m/s)	10.79	13.29	13.74	13.75	13.00	12.84	12.79	13.06	14.13	13.58	13.03	
		Stride length (m)	4.85	6.09	6.53	6.67	6.36	6.33	6.33	6.37	6.27	6.60	6.19	
		Stride duration (s)	0.431	0.458	0.475	0.486	0.489	0.493	0.495	0.488	0.444	0.486	0.475	
		Stride efficiency (%)	36.71	58.01	66.62	69.57	63.30	62.55	62.64	63.41	61.48	68.17	59.96	
		Stride count	41.27	32.82	30.63	29.97	31.42	31.61	31.59	31.40	31.89	30.28	322.88	



Note: Horizontal distance axis grid lines are 200m furlongs.

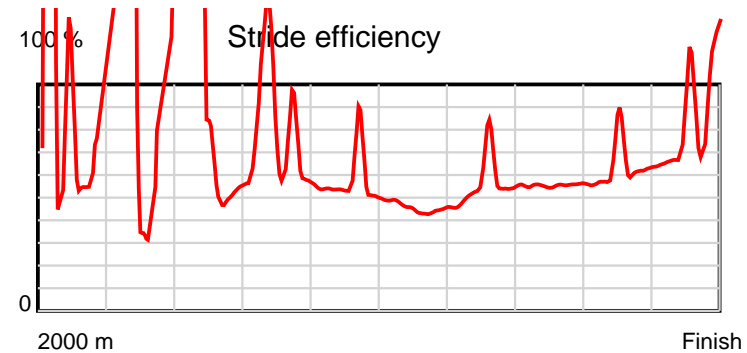
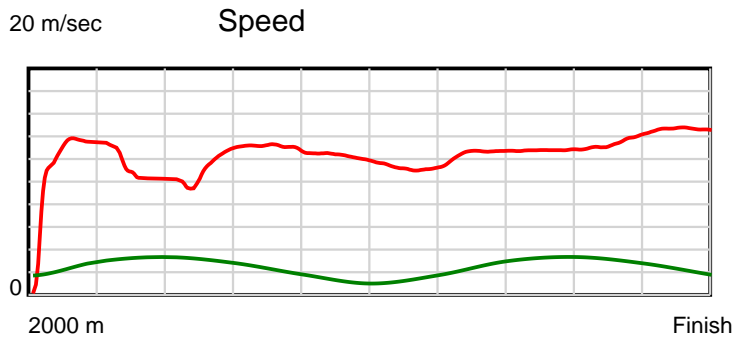
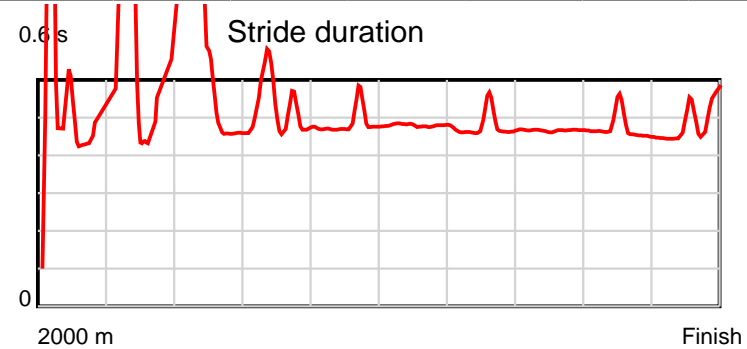
Disclaimer.

HRNZ and NZMTC and Thoroughbred Ratings Pty Ltd accepts no responsibility for the completeness or accuracy of any of the information contained herein, and makes no representations about its suitability for any particular purpose. Users should make their own judgements about those matters and/or seek independent advice. You assume all risks associated with use of the data provided on this page.

Race Results

June 28, 2020, Race 8, MCMILLAN EQUINE FEEDS PACE, Distance 2000m, Addington - Survey 3200m

Result	TAB no.	Horse (Barrier)	2000 to	1800m to	1600m to	1400m to	1200m to	1000m to	800m to	600m to	400m to	200m to	Total or	Margin
13th	17	Beau Major (13)	1800m	1600m	1400m	1200m	1000m	800m	600m	400m	200m	WP	Average	
		Position in running (margin)	-	11(11.8)	13(37.9)	13(58.2)	13(59.9)	13(64.9)	13(77.4)	13(79.8)	13(81.4)	13(83.0)		78.90
		Sectional time (s)	18.26	18.79	18.34	15.24	16.45	17.80	15.95	15.66	14.88	13.65		
		Cumulative time (s)	165.02	146.76	127.97	109.63	94.39	77.94	60.14	44.19	28.53	13.65	2:45.02	
		Speed (m/s)	10.95	10.64	10.91	13.12	12.16	11.24	12.54	12.77	13.44	14.65	12.12	
		Stride length (m)	6.60	5.81	7.56	6.46	5.82	5.39	5.96	5.95	6.31	7.08	6.23	
		Stride duration (s)	0.543	0.545	0.693	0.493	0.479	0.480	0.475	0.466	0.469	0.483	0.514	
		Stride efficiency (%)	67.99	52.67	89.22	65.31	52.96	45.41	55.47	55.34	62.12	78.37	60.75	
		Stride count	30.32	34.45	26.47	30.94	34.35	37.10	33.57	33.61	31.72	28.24	320.77	



Note: Horizontal distance axis grid lines are 200m furlongs.

Disclaimer.

HRNZ and NZMTC and Thoroughbred Ratings Pty Ltd accepts no responsibility for the completeness or accuracy of any of the information contained herein, and makes no representations about its suitability for any particular purpose. Users should make their own judgements about those matters and/or seek independent advice. You assume all risks associated with use of the data provided on this page.



Race Results



June 28, 2020, Race 9, FAHEY FENCE HIRE MOBILE PACE, Distance 2600m, Addington - Survey 3200m

Result	TAB no.	Horse (Barrier)	2600 to	2400m to
1st	1	Bossmaro (1)	2400m	2200m
		Position in running (margin)	-	1(0.0)
		Sectional time (s)	13.06	14.02
		Cumulative time (s)	193.67	180.61
		Speed (m/s)	15.32	14.27
		Stride length (m)	7.22	7.40
		Stride duration (s)	0.469	0.519
		Stride efficiency (%)	81.52	85.53
		Stride count	27.69	27.03

Disclaimer.

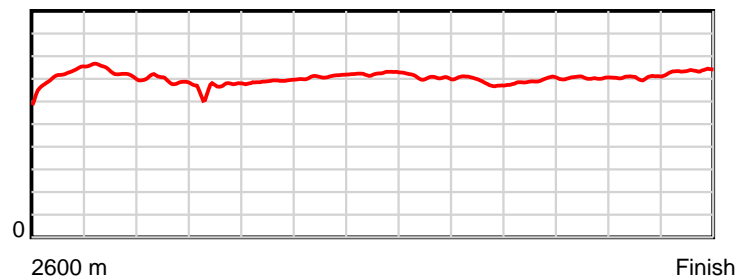
HRNZ and NZMTC and Thoroughbred Ratings Pty Ltd accepts no responsibility for the completeness or accuracy of any of the information contained herein, and makes no representations about its suitability for any particular purpose. Users should make their own judgements about those matters and/or seek independent advice. You assume all risks associated with use of the data provided on this page.

Race Results

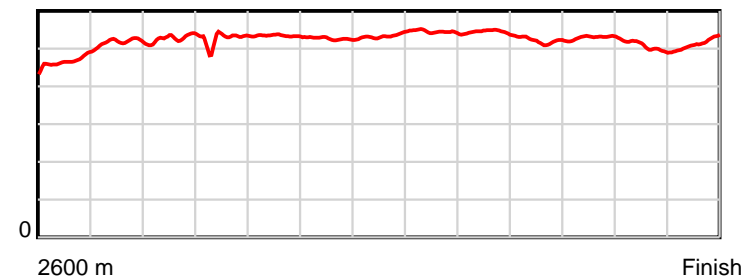
June 28, 2020, Race 9, FAHEY FENCE HIRE MOBILE PACE, Distance 2600m, Addington - Survey 3200m

Result	TAB no.	Horse (Barrier)	2200m to	2000m to	1800m to	1600m to	1400m to	1200m to	1000m to	800m to	600m to	400m to	200m to	Total or	Margin
1st	1	Bossmaro (1)	2000m	1800m	1600m	1400m	1200m	1000m	800m	600m	400m	200m	WP	Average	
		Position in running (margin)	1(0.0)	1(0.0)	1(0.0)	1(0.0)	1(0.0)	1(0.0)	1(0.0)	1(0.0)	1(0.0)	1(0.0)	1(0.0)		0.00
		Sectional time (s)	15.38	15.88	15.67	14.86	14.79	15.41	15.98	15.08	15.21	14.37	13.96		
		Cumulative time (s)	166.59	151.21	135.33	119.66	104.80	90.01	74.60	58.62	43.54	28.33	13.96	3:13.67	
		Speed (m/s)	13.00	12.59	12.76	13.46	13.52	12.98	12.52	13.26	13.15	13.92	14.33	13.43	
		Stride length (m)	6.87	6.56	6.81	7.08	7.22	7.07	6.81	6.91	6.97	7.03	7.39	7.02	
		Stride duration (s)	0.528	0.521	0.534	0.526	0.534	0.545	0.544	0.521	0.530	0.505	0.515	0.523	
		Stride efficiency (%)	73.65	67.33	72.56	78.43	81.51	78.15	72.50	74.61	75.84	77.29	85.25	76.99	
		Stride count	29.13	30.47	29.35	28.23	27.69	28.28	29.36	28.95	28.71	28.44	27.08	370.41	

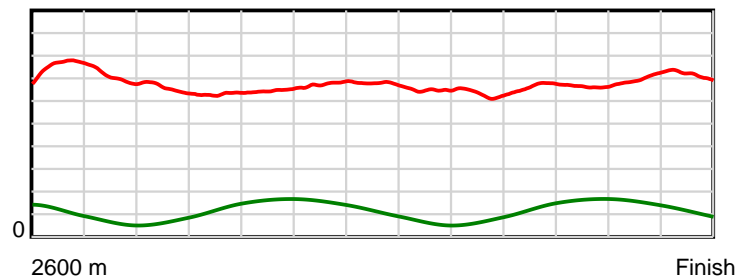
10 m Stride length



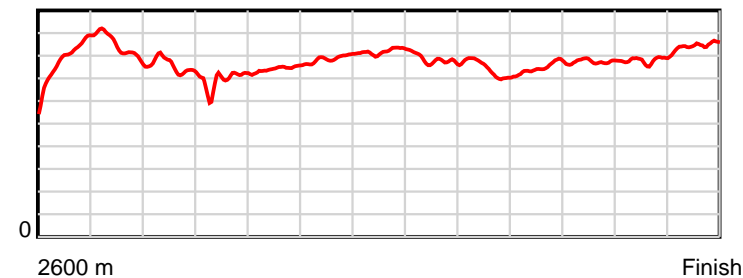
0.6 s Stride duration



20 m/sec Speed



100 % Stride efficiency



Note: Horizontal distance axis grid lines are 200m furlongs.

Disclaimer.

HRNZ and NZMTC and Thoroughbred Ratings Pty Ltd accepts no responsibility for the completeness or accuracy of any of the information contained herein, and makes no representations about its suitability for any particular purpose. Users should make their own judgements about those matters and/or seek independent advice. You assume all risks associated with use of the data provided on this page.



Race Results



June 28, 2020, Race 9, FAHEY FENCE HIRE MOBILE PACE, Distance 2600m, Addington - Survey 3200m

Result	TAB no.	Horse (Barrier)	2600 to 2400m	2400m to 2200m
2nd	10	Paul's Verdict (9)	2400m	2200m
		Position in running (margin)	-	4(1.9)
		Sectional time (s)	13.30	14.17
		Cumulative time (s)	194.29	180.99
		Speed (m/s)	15.04	14.11
		Stride length (m)	7.01	7.01
		Stride duration (s)	0.455	0.496
		Stride efficiency (%)	76.69	76.70
		Stride count	28.55	28.55

Disclaimer.

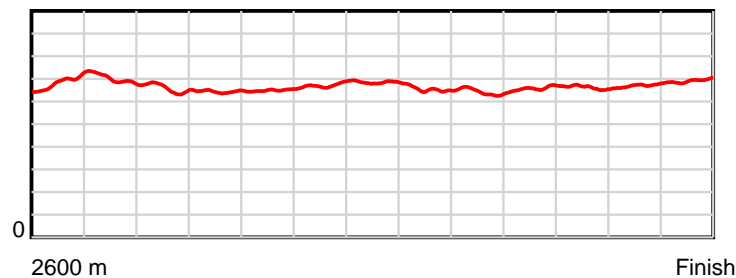
HRNZ and NZMTC and Thoroughbred Ratings Pty Ltd accepts no responsibility for the completeness or accuracy of any of the information contained herein, and makes no representations about its suitability for any particular purpose. Users should make their own judgements about those matters and/or seek independent advice. You assume all risks associated with use of the data provided on this page.

Race Results

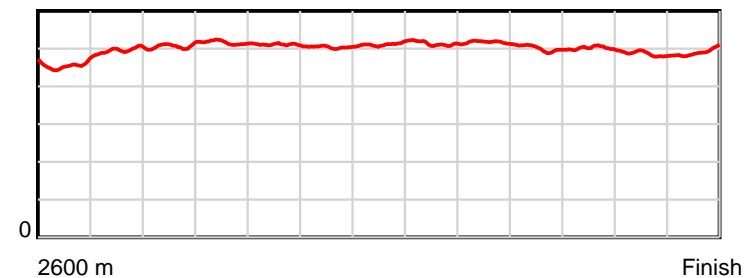
June 28, 2020, Race 9, FAHEY FENCE HIRE MOBILE PACE, Distance 2600m, Addington - Survey 3200m

Result	TAB no.	Horse (Barrier)	2200m to	2000m to	1800m to	1600m to	1400m to	1200m to	1000m to	800m to	600m to	400m to	200m to	Total or	Margin
2nd	10	Paul's Verdict (9)	2000m	1800m	1600m	1400m	1200m	1000m	800m	600m	400m	200m	WP	Average	
		Position in running (margin)	2(2.8)	2(2.4)	2(2.5)	2(2.4)	2(2.5)	2(2.2)	2(2.5)	2(2.5)	2(2.7)	2(2.7)	2(2.9)		3.40
		Sectional time (s)	15.33	15.90	15.65	14.86	14.74	15.47	15.98	15.12	15.21	14.39	14.17		
		Cumulative time (s)	166.82	151.49	135.59	119.94	105.08	90.34	74.87	58.89	43.77	28.56	14.17	3:14.29	
		Speed (m/s)	13.05	12.58	12.78	13.46	13.57	12.93	12.52	13.23	13.15	13.90	14.11	13.38	
		Stride length (m)	6.61	6.49	6.52	6.78	6.95	6.63	6.47	6.62	6.59	6.76	6.95	6.72	
		Stride duration (s)	0.506	0.516	0.510	0.504	0.512	0.513	0.517	0.500	0.501	0.486	0.492	0.502	
		Stride efficiency (%)	68.23	65.77	66.45	71.88	75.39	68.72	65.37	68.42	67.88	71.32	75.40	70.46	
		Stride count	30.27	30.83	30.67	29.49	28.79	30.16	30.92	30.22	30.35	29.60	28.79	387.19	

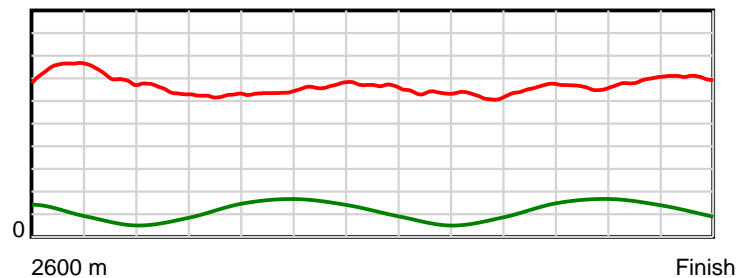
10 m Stride length



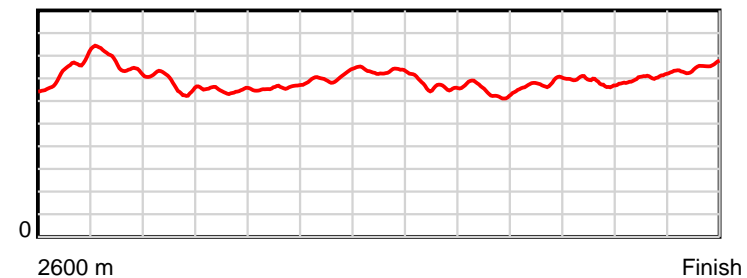
0.6 s Stride duration



20 m/sec Speed



100 % Stride efficiency



Note: Horizontal distance axis grid lines are 200m furlongs.

Disclaimer.

HRNZ and NZMTC and Thoroughbred Ratings Pty Ltd accepts no responsibility for the completeness or accuracy of any of the information contained herein, and makes no representations about its suitability for any particular purpose. Users should make their own judgements about those matters and/or seek independent advice. You assume all risks associated with use of the data provided on this page.



Race Results



June 28, 2020, Race 9, FAHEY FENCE HIRE MOBILE PACE, Distance 2600m, Addington - Survey 3200m

Result	TAB no.	Horse (Barrier)	2600 to	2400m to
3rd	11	Donegal Gilber... (10)	2400m	2200m
		Position in running (margin)	-	8(5.1)
		Sectional time (s)	13.92	14.39
		Cumulative time (s)	195.09	181.17
		Speed (m/s)	14.37	13.90
		Stride length (m)	6.63	6.64
		Stride duration (s)	0.449	0.478
		Stride efficiency (%)	68.75	68.99
		Stride count	30.15	30.10

Disclaimer.

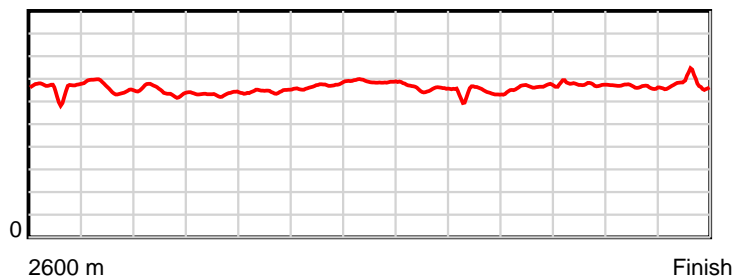
HRNZ and NZMTC and Thoroughbred Ratings Pty Ltd accepts no responsibility for the completeness or accuracy of any of the information contained herein, and makes no representations about its suitability for any particular purpose. Users should make their own judgements about those matters and/or seek independent advice. You assume all risks associated with use of the data provided on this page.

Race Results

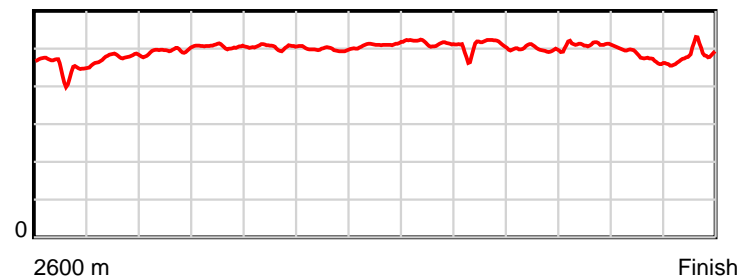
June 28, 2020, Race 9, FAHEY FENCE HIRE MOBILE PACE, Distance 2600m, Addington - Survey 3200m

Result	TAB no.	Horse (Barrier)	2200m to	2000m to	1800m to	1600m to	1400m to	1200m to	1000m to	800m to	600m to	400m to	200m to	Total or	Margin
3rd	11	Donegal Gilber... (10)	2000m	1800m	1600m	1400m	1200m	1000m	800m	600m	400m	200m	WP	Average	
		Position in running (margin)	7(7.2)	7(7.0)	7(7.2)	6(6.7)	5(6.0)	5(5.7)	6(6.3)	6(6.8)	6(6.6)	6(6.8)	4(6.8)		7.80
		Sectional time (s)	15.34	15.92	15.59	14.73	14.74	15.52	16.07	15.04	15.26	14.37	14.20		
		Cumulative time (s)	166.78	151.44	135.52	119.93	105.20	90.46	74.94	58.87	43.83	28.57	14.20	3:15.09	
		Speed (m/s)	13.04	12.56	12.83	13.58	13.57	12.89	12.45	13.30	13.11	13.92	14.08	13.33	
		Stride length (m)	6.45	6.36	6.47	6.76	6.93	6.63	6.26	6.62	6.66	6.67	6.78	6.60	
		Stride duration (s)	0.495	0.506	0.504	0.498	0.511	0.515	0.503	0.498	0.508	0.479	0.481	0.495	
		Stride efficiency (%)	65.09	63.18	65.32	71.40	74.97	68.75	61.25	68.55	69.35	69.49	71.76	68.08	
		Stride count	30.99	31.45	30.93	29.59	28.88	30.15	31.95	30.20	30.02	29.99	29.51	393.91	

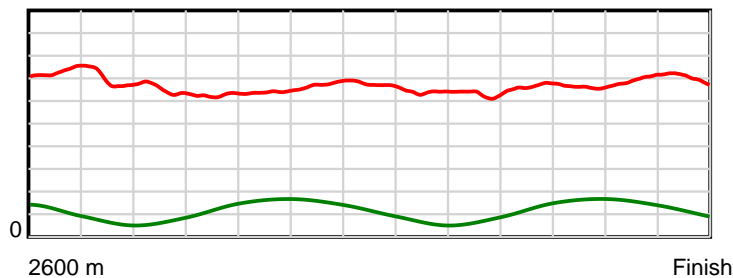
10 m Stride length



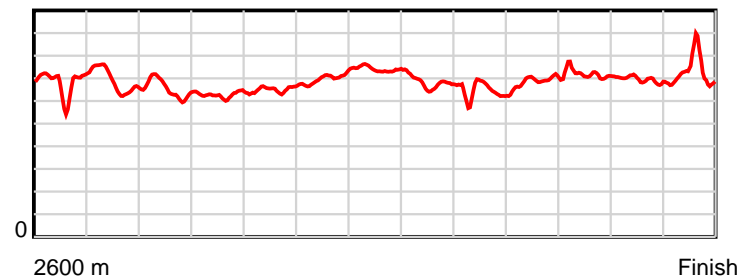
0.6 s Stride duration



20 m/sec Speed



100 % Stride efficiency



Note: Horizontal distance axis grid lines are 200m furlongs.

Disclaimer.

HRNZ and NZMTC and Thoroughbred Ratings Pty Ltd accepts no responsibility for the completeness or accuracy of any of the information contained herein, and makes no representations about its suitability for any particular purpose. Users should make their own judgements about those matters and/or seek independent advice. You assume all risks associated with use of the data provided on this page.



Race Results



June 28, 2020, Race 9, FAHEY FENCE HIRE MOBILE PACE, Distance 2600m, Addington - Survey 3200m

Result	TAB no.	Horse (Barrier)	2600 to	2400m to
4th	8	Mordecai (7)	2400m	2200m
		Position in running (margin)	-	6(3.9)
		Sectional time (s)	13.58	14.50
		Cumulative time (s)	195.12	181.54
		Speed (m/s)	14.73	13.79
		Stride length (m)	6.86	6.58
		Stride duration (s)	0.467	0.477
		Stride efficiency (%)	73.60	67.61
		Stride count	29.14	30.40

Disclaimer.

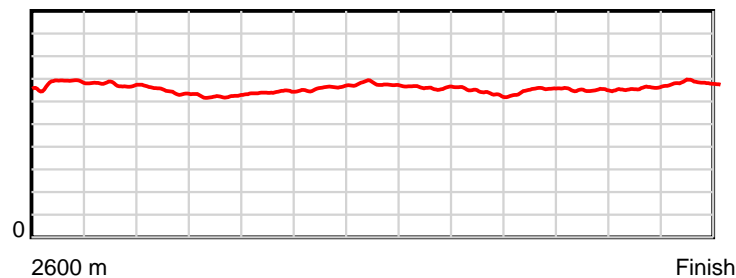
HRNZ and NZMTC and Thoroughbred Ratings Pty Ltd accepts no responsibility for the completeness or accuracy of any of the information contained herein, and makes no representations about its suitability for any particular purpose. Users should make their own judgements about those matters and/or seek independent advice. You assume all risks associated with use of the data provided on this page.

Race Results

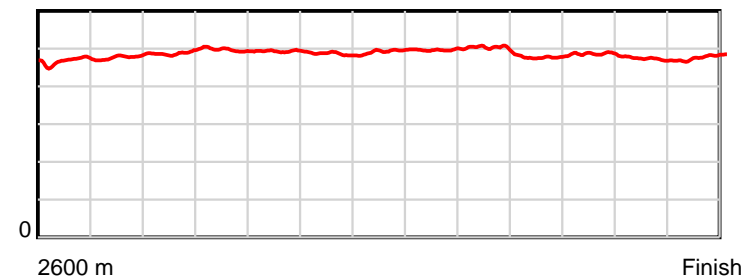
June 28, 2020, Race 9, FAHEY FENCE HIRE MOBILE PACE, Distance 2600m, Addington - Survey 3200m

Result	TAB no.	Horse (Barrier)	2200m to	2000m to	1800m to	1600m to	1400m to	1200m to	1000m to	800m to	600m to	400m to	200m to	Total or	Margin
4th	8	Mordecai (7)	2000m	1800m	1600m	1400m	1200m	1000m	800m	600m	400m	200m	WP	Average	
		Position in running (margin)	6(6.7)	6(6.4)	6(7.1)	7(7.6)	8(8.4)	7(7.5)	7(7.0)	7(6.9)	5(4.8)	5(6.2)	5(8.6)		8.00
		Sectional time (s)	15.33	16.00	15.74	14.99	14.65	15.32	15.96	14.74	15.45	14.76	14.10		
		Cumulative time (s)	167.04	151.71	135.71	119.97	104.98	90.33	75.01	59.05	44.31	28.86	14.10	3:15.12	
		Speed (m/s)	13.05	12.50	12.71	13.34	13.65	13.05	12.53	13.57	12.94	13.55	14.18	13.33	
		Stride length (m)	6.37	6.22	6.26	6.48	6.73	6.48	6.28	6.48	6.29	6.40	6.77	6.47	
		Stride duration (s)	0.488	0.497	0.493	0.486	0.493	0.496	0.501	0.477	0.486	0.472	0.478	0.486	
		Stride efficiency (%)	63.35	60.38	61.30	65.72	70.80	65.59	61.64	65.52	61.73	63.92	71.69	65.43	
		Stride count	31.41	32.17	31.93	30.84	29.71	30.87	31.84	30.89	31.82	31.27	29.53	401.82	

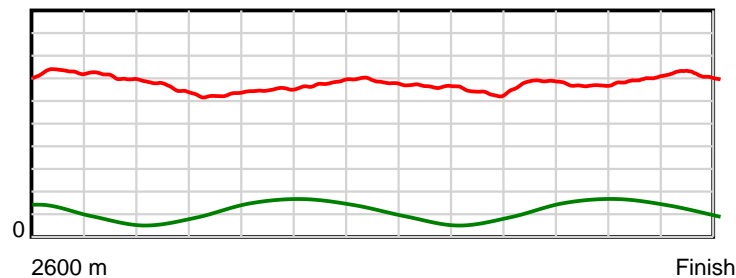
10 m Stride length



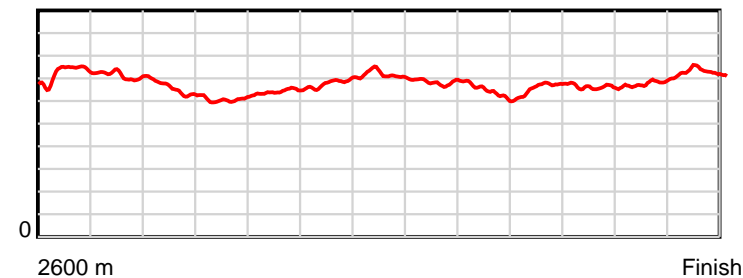
0.6 s Stride duration



20 m/sec Speed



100 % Stride efficiency



Note: Horizontal distance axis grid lines are 200m furlongs.

Disclaimer.

HRNZ and NZMTC and Thoroughbred Ratings Pty Ltd accepts no responsibility for the completeness or accuracy of any of the information contained herein, and makes no representations about its suitability for any particular purpose. Users should make their own judgements about those matters and/or seek independent advice. You assume all risks associated with use of the data provided on this page.



Race Results



June 28, 2020, Race 9, FAHEY FENCE HIRE MOBILE PACE, Distance 2600m, Addington - Survey 3200m

Result	TAB no.	Horse (Barrier)	2600 to	2400m to
5th	4	Scared Stiff (4)	2400m	2200m
		Position in running (margin)	-	5(2.9)
		Sectional time (s)	13.35	14.31
		Cumulative time (s)	195.42	182.07
		Speed (m/s)	14.98	13.98
		Stride length (m)	6.52	6.29
		Stride duration (s)	0.439	0.450
		Stride efficiency (%)	66.47	61.77
		Stride count	30.67	31.81

Disclaimer.

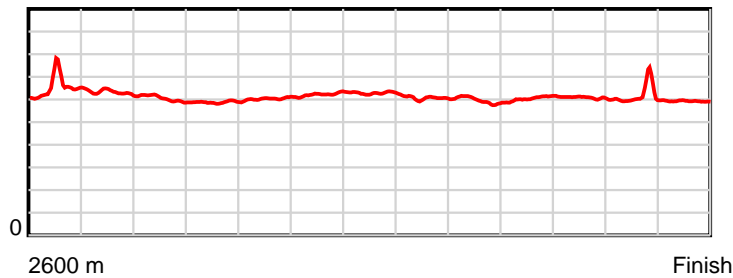
HRNZ and NZMTC and Thoroughbred Ratings Pty Ltd accepts no responsibility for the completeness or accuracy of any of the information contained herein, and makes no representations about its suitability for any particular purpose. Users should make their own judgements about those matters and/or seek independent advice. You assume all risks associated with use of the data provided on this page.

Race Results

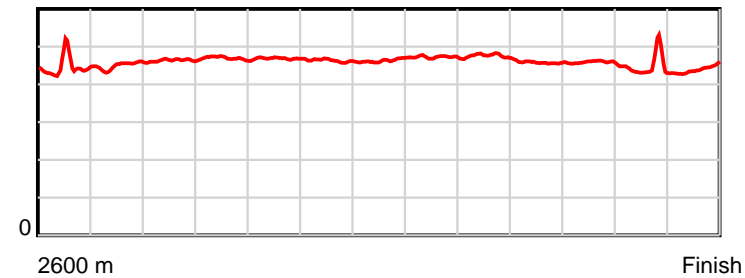
June 28, 2020, Race 9, FAHEY FENCE HIRE MOBILE PACE, Distance 2600m, Addington - Survey 3200m

Result	TAB no.	Horse (Barrier)	2200m to	2000m to	1800m to	1600m to	1400m to	1200m to	1000m to	800m to	600m to	400m to	200m to	Total or	Margin
5th	4	Scared Stiff (4)	2000m	1800m	1600m	1400m	1200m	1000m	800m	600m	400m	200m	WP	Average	
		Position in running (margin)	5(4.6)	4(4.5)	4(4.8)	4(4.2)	3(4.1)	3(3.8)	4(4.6)	4(4.2)	4(4.5)	3(4.3)	3(5.6)		9.70
		Sectional time (s)	15.36	15.94	15.56	14.85	14.75	15.53	15.92	15.14	15.17	14.60	14.94		
		Cumulative time (s)	167.76	152.40	136.46	120.90	106.05	91.30	75.77	59.85	44.71	29.54	14.94	3:15.42	
		Speed (m/s)	13.02	12.55	12.85	13.47	13.56	12.88	12.56	13.21	13.18	13.70	13.39	13.30	
		Stride length (m)	6.04	5.88	6.03	6.23	6.28	6.09	5.97	6.05	6.04	6.10	5.90	6.10	
		Stride duration (s)	0.464	0.469	0.469	0.463	0.463	0.473	0.475	0.458	0.458	0.445	0.441	0.459	
		Stride efficiency (%)	56.96	54.11	56.81	60.75	61.56	57.88	55.63	57.15	57.10	58.18	54.43	58.23	
		Stride count	33.13	33.99	33.17	32.08	31.86	32.86	33.52	33.07	33.09	32.78	33.89	425.92	

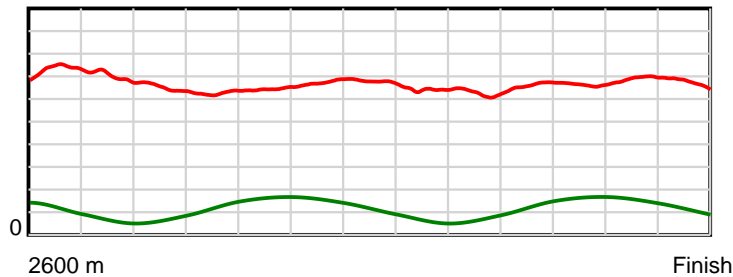
10 m Stride length



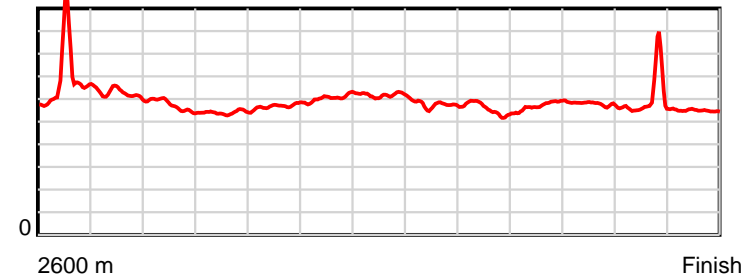
0.6 s Stride duration



20 m/sec Speed



100 % Stride efficiency



Note: Horizontal distance axis grid lines are 200m furlongs.

Disclaimer.

HRNZ and NZMTC and Thoroughbred Ratings Pty Ltd accepts no responsibility for the completeness or accuracy of any of the information contained herein, and makes no representations about its suitability for any particular purpose. Users should make their own judgements about those matters and/or seek independent advice. You assume all risks associated with use of the data provided on this page.



Race Results



June 28, 2020, Race 9, FAHEY FENCE HIRE MOBILE PACE, Distance 2600m, Addington - Survey 3200m

Result	TAB no.	Horse (Barrier)	2600 to	2400m to
6th	9	Essence Of Eas... (8)	2400m	2200m
		Position in running (margin)	-	12(8.9)
		Sectional time (s)	14.40	15.58
		Cumulative time (s)	195.57	181.17
		Speed (m/s)	13.89	12.84
		Stride length (m)	6.16	5.78
		Stride duration (s)	0.448	0.451
		Stride efficiency (%)	59.28	52.29
		Stride count	32.47	34.57

Disclaimer.

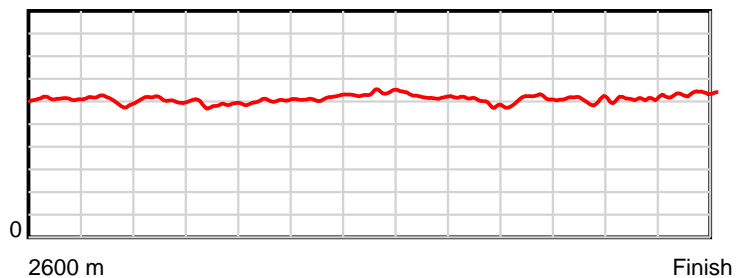
HRNZ and NZMTC and Thoroughbred Ratings Pty Ltd accepts no responsibility for the completeness or accuracy of any of the information contained herein, and makes no representations about its suitability for any particular purpose. Users should make their own judgements about those matters and/or seek independent advice. You assume all risks associated with use of the data provided on this page.

Race Results

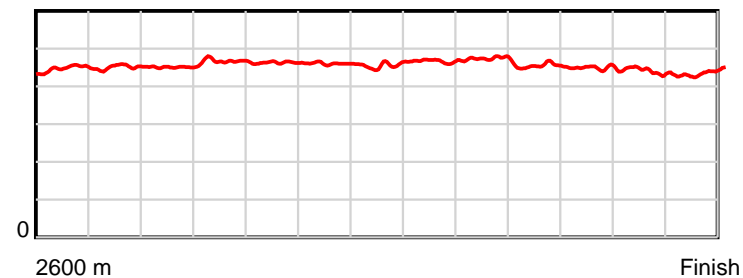
June 28, 2020, Race 9, FAHEY FENCE HIRE MOBILE PACE, Distance 2600m, Addington - Survey 3200m

Result	TAB no.	Horse (Barrier)	2200m to	2000m to	1800m to	1600m to	1400m to	1200m to	1000m to	800m to	600m to	400m to	200m to	Total or	Margin
6th	9	Essence Of Eas... (8)	2000m	1800m	1600m	1400m	1200m	1000m	800m	600m	400m	200m	WP	Average	
		Position in running (margin)	12(18.3)	12(15.4)	12(15.9)	12(15.1)	12(17.0)	12(14.0)	12(13.0)	12(13.3)	12(11.6)	11(12.2)	8(13.0)		10.50
		Sectional time (s)	14.90	15.96	15.53	15.18	14.30	15.24	16.03	14.80	15.32	14.49	13.84		
		Cumulative time (s)	165.59	150.69	134.73	119.20	104.02	89.72	74.48	58.45	43.65	28.33	13.84	3:15.57	
		Speed (m/s)	13.42	12.53	12.88	13.18	13.99	13.12	12.48	13.51	13.05	13.80	14.45	13.29	
		Stride length (m)	6.05	5.86	5.95	6.07	6.38	6.13	5.89	6.14	5.85	6.06	6.32	6.04	
		Stride duration (s)	0.451	0.468	0.462	0.460	0.456	0.467	0.472	0.454	0.448	0.439	0.437	0.455	
		Stride efficiency (%)	57.20	53.70	55.37	57.52	63.60	58.65	54.28	58.87	53.49	57.46	62.38	57.10	
		Stride count	33.06	34.12	33.60	32.97	31.35	32.65	33.94	32.59	34.18	32.98	31.65	430.13	

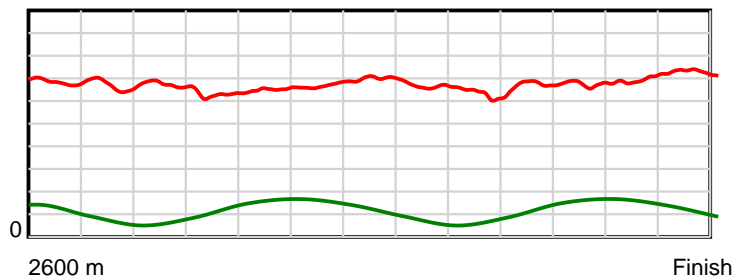
10 m Stride length



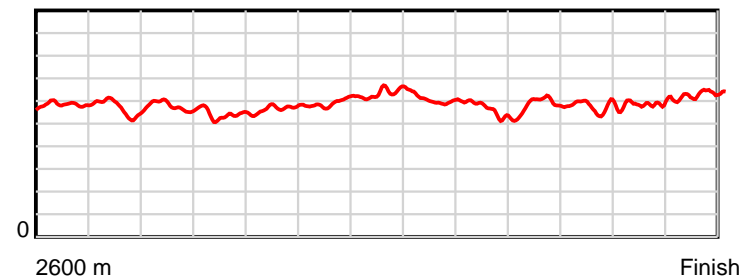
0.6 s Stride duration



20 m/sec Speed



100 % Stride efficiency



Note: Horizontal distance axis grid lines are 200m furlongs.

Disclaimer.

HRNZ and NZMTC and Thoroughbred Ratings Pty Ltd accepts no responsibility for the completeness or accuracy of any of the information contained herein, and makes no representations about its suitability for any particular purpose. Users should make their own judgements about those matters and/or seek independent advice. You assume all risks associated with use of the data provided on this page.



Race Results



June 28, 2020, Race 9, FAHEY FENCE HIRE MOBILE PACE, Distance 2600m, Addington - Survey 3200m

Result	TAB no.	Horse (Barrier)	2600 to	2400m to
7th	13	Galleons Conno... (12)		
		Position in running (margin)		
		Sectional time (s)		
		Cumulative time (s)		
		Speed (m/s)		
		Stride length (m)		
		Stride duration (s)		
		Stride efficiency (%)		
		Stride count		

Disclaimer.

HRNZ and NZMTC and Thoroughbred Ratings Pty Ltd accepts no responsibility for the completeness or accuracy of any of the information contained herein, and makes no representations about its suitability for any particular purpose. Users should make their own judgements about those matters and/or seek independent advice. You assume all risks associated with use of the data provided on this page.




Race Results



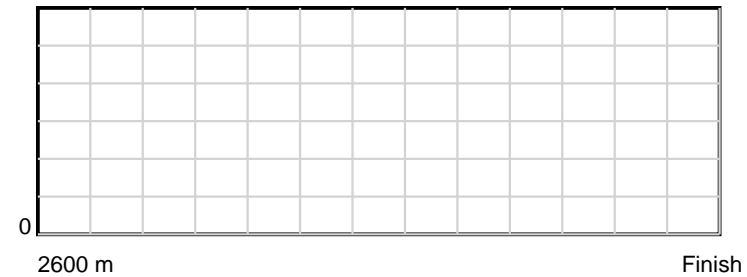
June 28, 2020, Race 9, FAHEY FENCE HIRE MOBILE PACE, Distance 2600m, Addington - Survey 3200m

Result	TAB no.	Horse (Barrier)	2200m to	2000m to	1800m to	1600m to	1400m to	1200m to	1000m to	800m to	600m to	400m to	200m to	Total or	Margin
7th	13	Galleons Conno... (12)	WP	Average											
		Position in running (margin)		15.30											
		Sectional time (s)													
		Cumulative time (s)	3:16.43												
		Speed (m/s)	13.24												
		Stride length (m)	nan												
		Stride duration (s)	nan												
		Stride efficiency (%)	nan												
		Stride count	0.00												


10 m Stride length




0.6 s Stride duration



20 m/sec Speed



100 % Stride efficiency



Note: Horizontal distance axis grid lines are 200m furlongs.

Disclaimer.

HRNZ and NZMTC and Thoroughbred Ratings Pty Ltd accepts no responsibility for the completeness or accuracy of any of the information contained herein, and makes no representations about its suitability for any particular purpose. Users should make their own judgements about those matters and/or seek independent advice. You assume all risks associated with use of the data provided on this page.



Race Results



June 28, 2020, Race 9, FAHEY FENCE HIRE MOBILE PACE, Distance 2600m, Addington - Survey 3200m

Result	TAB no.	Horse (Barrier)	2600 to	2400m to
8th	12	Alexy (11)	2400m	2200m
		Position in running (margin)	-	11(7.6)
		Sectional time (s)	14.23	14.87
		Cumulative time (s)	196.63	182.40
		Speed (m/s)	14.06	13.45
		Stride length (m)	6.54	6.25
		Stride duration (s)	0.454	0.465
		Stride efficiency (%)	66.74	61.07
		Stride count	30.60	31.99

Disclaimer.

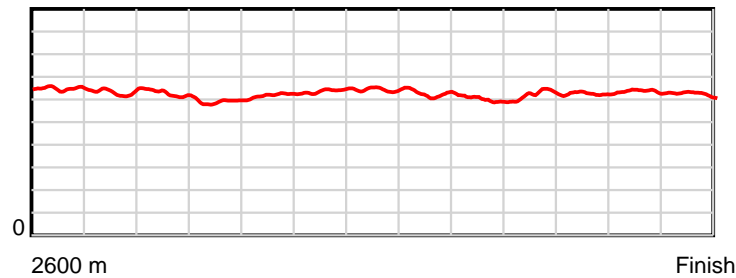
HRNZ and NZMTC and Thoroughbred Ratings Pty Ltd accepts no responsibility for the completeness or accuracy of any of the information contained herein, and makes no representations about its suitability for any particular purpose. Users should make their own judgements about those matters and/or seek independent advice. You assume all risks associated with use of the data provided on this page.

Race Results

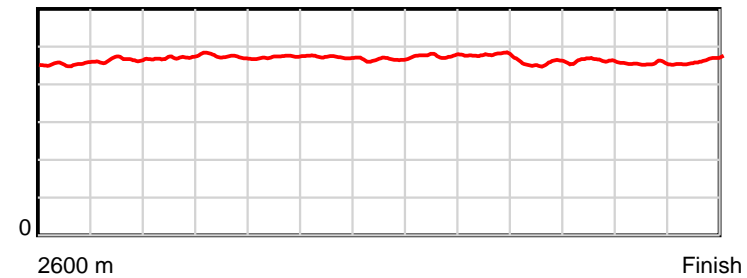
June 28, 2020, Race 9, FAHEY FENCE HIRE MOBILE PACE, Distance 2600m, Addington - Survey 3200m

Result	TAB no.	Horse (Barrier)	2200m to	2000m to	1800m to	1600m to	1400m to	1200m to	1000m to	800m to	600m to	400m to	200m to	Total or	Margin
8th	12	Alexy (11)	2000m	1800m	1600m	1400m	1200m	1000m	800m	600m	400m	200m	WP	Average	
		Position in running (margin)	11(12.6)	11(12.7)	11(13.6)	11(13.4)	11(14.3)	11(12.3)	11(11.9)	11(12.9)	11(10.7)	9(10.2)	6(11.9)		16.40
		Sectional time (s)	15.40	16.03	15.63	15.01	14.46	15.33	16.16	14.72	15.13	14.65	15.01		
		Cumulative time (s)	167.53	152.13	136.10	120.47	105.46	91.00	75.67	59.51	44.79	29.66	15.01	3:16.63	
		Speed (m/s)	12.99	12.48	12.80	13.32	13.83	13.05	12.38	13.59	13.22	13.65	13.32	13.22	
		Stride length (m)	6.11	5.92	6.05	6.29	6.44	6.21	5.91	6.19	6.12	6.21	6.18	6.18	
		Stride duration (s)	0.470	0.475	0.473	0.472	0.466	0.476	0.478	0.456	0.463	0.455	0.463	0.467	
		Stride efficiency (%)	58.27	54.81	57.16	61.90	64.88	60.23	54.66	59.91	58.50	60.25	59.59	59.70	
		Stride count	32.75	33.77	33.07	31.78	31.04	32.22	33.82	32.30	32.69	32.21	32.39	420.63	

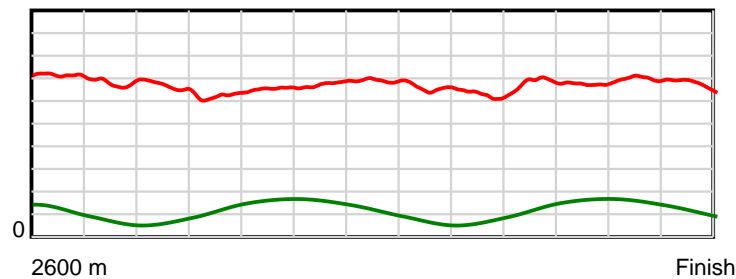
10 m Stride length



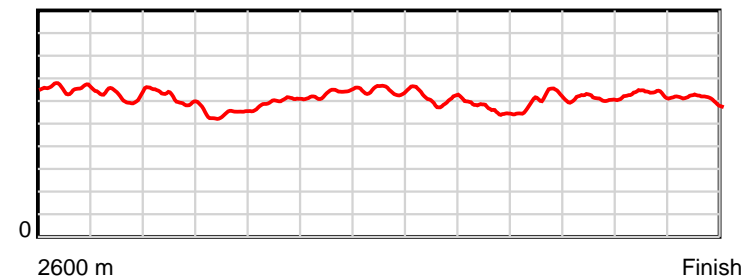
0.6 s Stride duration



20 m/sec Speed



100 % Stride efficiency



Note: Horizontal distance axis grid lines are 200m furlongs.

Disclaimer.

HRNZ and NZMTC and Thoroughbred Ratings Pty Ltd accepts no responsibility for the completeness or accuracy of any of the information contained herein, and makes no representations about its suitability for any particular purpose. Users should make their own judgements about those matters and/or seek independent advice. You assume all risks associated with use of the data provided on this page.



Race Results



June 28, 2020, Race 9, FAHEY FENCE HIRE MOBILE PACE, Distance 2600m, Addington - Survey 3200m

Result	TAB no.	Horse (Barrier)	2600 to	2400m to
9th	2	Mack Sheer (2)	2400m	2200m
		Position in running (margin)	-	9(6.3)
		Sectional time (s)	14.03	14.53
		Cumulative time (s)	197.56	183.53
		Speed (m/s)	14.26	13.76
		Stride length (m)	6.17	6.08
		Stride duration (s)	0.434	0.441
		Stride efficiency (%)	59.55	57.71
		Stride count	32.40	32.91

Disclaimer.

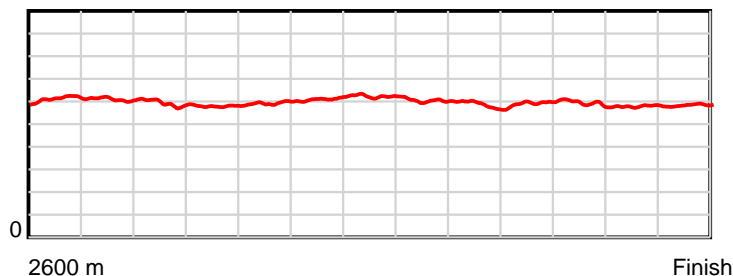
HRNZ and NZMTC and Thoroughbred Ratings Pty Ltd accepts no responsibility for the completeness or accuracy of any of the information contained herein, and makes no representations about its suitability for any particular purpose. Users should make their own judgements about those matters and/or seek independent advice. You assume all risks associated with use of the data provided on this page.

Race Results

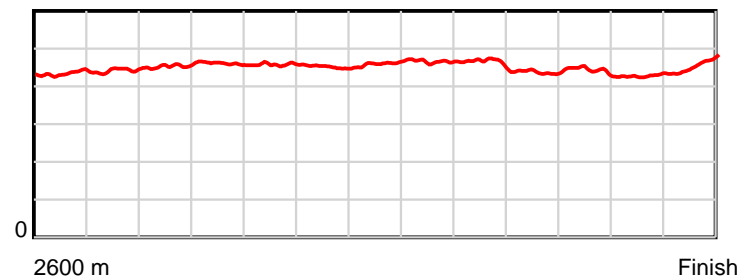
June 28, 2020, Race 9, FAHEY FENCE HIRE MOBILE PACE, Distance 2600m, Addington - Survey 3200m

Result	TAB no.	Horse (Barrier)	2200m to	2000m to	1800m to	1600m to	1400m to	1200m to	1000m to	800m to	600m to	400m to	200m to	Total or	Margin
9th	2	Mack Sheer (2)	2000m	1800m	1600m	1400m	1200m	1000m	800m	600m	400m	200m	WP	Average	
		Position in running (margin)	8(9.3)	9(9.1)	8(9.4)	8(8.7)	7(8.4)	8(8.0)	8(8.4)	8(8.4)	7(6.9)	7(8.5)	9(13.7)		21.60
		Sectional time (s)	15.35	15.93	15.56	14.80	14.73	15.48	15.99	14.83	15.47	15.25	15.61		
		Cumulative time (s)	169.00	153.65	137.72	122.16	107.36	92.63	77.15	61.16	46.33	30.86	15.61	3:17.56	
		Speed (m/s)	13.03	12.55	12.85	13.51	13.58	12.92	12.51	13.49	12.93	13.11	12.81	13.16	
		Stride length (m)	5.90	5.79	5.88	6.11	6.24	6.03	5.82	5.90	5.73	5.62	5.86	5.93	
		Stride duration (s)	0.453	0.461	0.458	0.452	0.460	0.466	0.465	0.437	0.443	0.428	0.457	0.450	
		Stride efficiency (%)	54.43	52.40	54.09	58.27	60.86	56.76	52.91	54.37	51.27	49.28	53.63	54.90	
		Stride count	33.89	34.54	33.99	32.75	32.05	33.18	34.37	33.91	34.92	35.61	34.14	438.66	

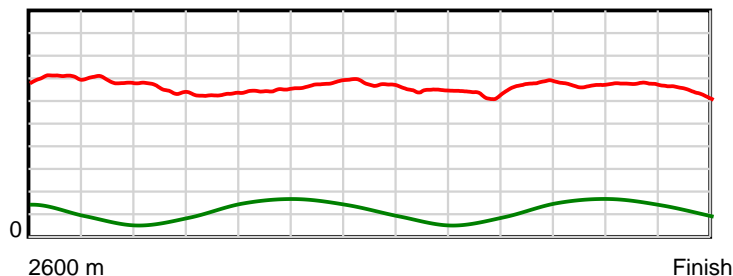
10 m Stride length



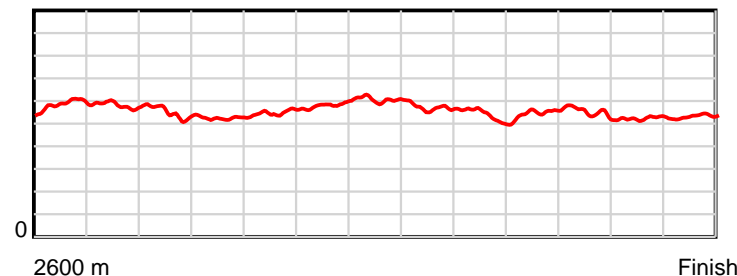
0.6 s Stride duration



20 m/sec Speed



100 % Stride efficiency



Note: Horizontal distance axis grid lines are 200m furlongs.

Disclaimer.

HRNZ and NZMTC and Thoroughbred Ratings Pty Ltd accepts no responsibility for the completeness or accuracy of any of the information contained herein, and makes no representations about its suitability for any particular purpose. Users should make their own judgements about those matters and/or seek independent advice. You assume all risks associated with use of the data provided on this page.



Race Results



June 28, 2020, Race 9, FAHEY FENCE HIRE MOBILE PACE, Distance 2600m, Addington - Survey 3200m

Result	TAB no.	Horse (Barrier)	2600 to	2400m to
10th	14	Frank The Tank (13)	2400m	2200m
		Position in running (margin)	-	10(6.9)
		Sectional time (s)	14.16	14.73
		Cumulative time (s)	197.68	183.52
		Speed (m/s)	14.13	13.58
		Stride length (m)	6.66	6.20
		Stride duration (s)	0.446	0.457
		Stride efficiency (%)	69.33	60.15
		Stride count	30.03	32.24

Disclaimer.

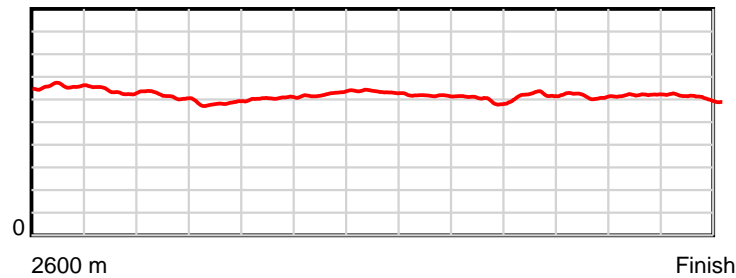
HRNZ and NZMTC and Thoroughbred Ratings Pty Ltd accepts no responsibility for the completeness or accuracy of any of the information contained herein, and makes no representations about its suitability for any particular purpose. Users should make their own judgements about those matters and/or seek independent advice. You assume all risks associated with use of the data provided on this page.

Race Results

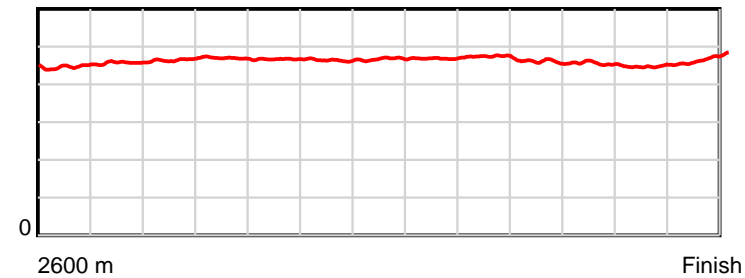
June 28, 2020, Race 9, FAHEY FENCE HIRE MOBILE PACE, Distance 2600m, Addington - Survey 3200m

Result	TAB no.	Horse (Barrier)	2200m to	2000m to	1800m to	1600m to	1400m to	1200m to	1000m to	800m to	600m to	400m to	200m to	Total or	Margin
10th	14	Frank The Tank (13)	2000m	1800m	1600m	1400m	1200m	1000m	800m	600m	400m	200m	WP	Average	
		Position in running (margin)	10(11.1)	10(11.2)	10(11.8)	10(11.6)	10(11.9)	10(11.1)	10(10.8)	10(11.5)	10(9.4)	10(10.6)	10(14.9)		22.20
		Sectional time (s)	15.39	16.00	15.62	14.92	14.66	15.36	16.09	14.73	15.40	15.10	15.52		
		Cumulative time (s)	168.79	153.40	137.40	121.78	106.86	92.20	76.84	60.75	46.02	30.62	15.52	3:17.68	
		Speed (m/s)	13.00	12.50	12.80	13.40	13.64	13.02	12.43	13.58	12.99	13.25	12.89	13.15	
		Stride length (m)	6.04	5.87	5.97	6.22	6.37	6.10	5.88	6.24	5.91	5.94	6.05	6.11	
		Stride duration (s)	0.465	0.470	0.467	0.464	0.467	0.469	0.473	0.460	0.455	0.448	0.469	0.464	
		Stride efficiency (%)	57.00	53.86	55.78	60.51	63.46	58.19	54.10	60.89	54.59	55.10	57.12	58.25	
		Stride count	33.11	34.07	33.47	32.14	31.38	32.77	33.99	32.04	33.84	33.68	33.08	425.84	

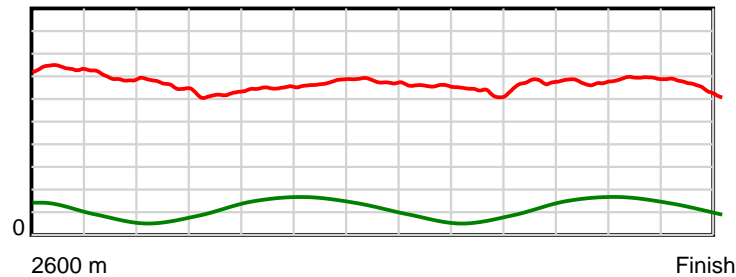
10 m Stride length



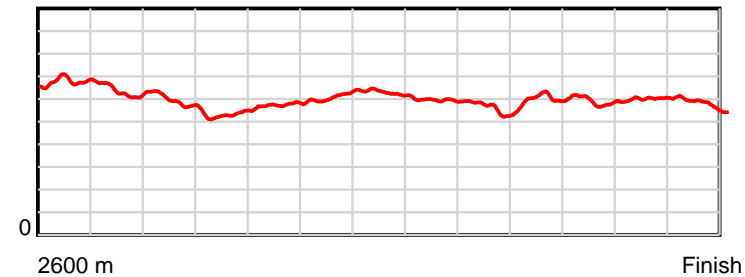
0.6 s Stride duration



20 m/sec Speed



100 % Stride efficiency



Note: Horizontal distance axis grid lines are 200m furlongs.

Disclaimer.

HRNZ and NZMTC and Thoroughbred Ratings Pty Ltd accepts no responsibility for the completeness or accuracy of any of the information contained herein, and makes no representations about its suitability for any particular purpose. Users should make their own judgements about those matters and/or seek independent advice. You assume all risks associated with use of the data provided on this page.



Race Results



June 28, 2020, Race 9, FAHEY FENCE HIRE MOBILE PACE, Distance 2600m, Addington - Survey 3200m

Result	TAB no.	Horse (Barrier)	2600 to	2400m to
11th	3	Bird Of Paradi... (3)	2400m	2200m
		Position in running (margin)	-	7(5.1)
		Sectional time (s)	13.86	14.73
		Cumulative time (s)	198.00	184.14
		Speed (m/s)	14.43	13.58
		Stride length (m)	6.49	6.40
		Stride duration (s)	0.449	0.471
		Stride efficiency (%)	65.91	63.98
		Stride count	30.80	31.26

Disclaimer.

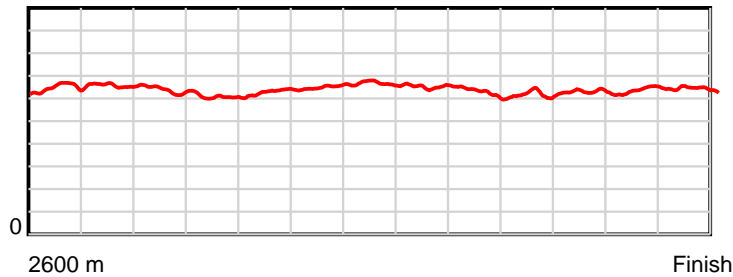
HRNZ and NZMTC and Thoroughbred Ratings Pty Ltd accepts no responsibility for the completeness or accuracy of any of the information contained herein, and makes no representations about its suitability for any particular purpose. Users should make their own judgements about those matters and/or seek independent advice. You assume all risks associated with use of the data provided on this page.

Race Results

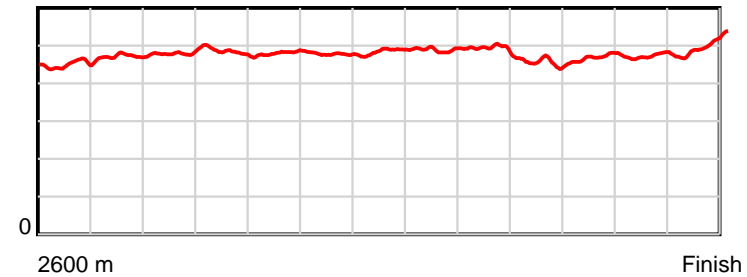
June 28, 2020, Race 9, FAHEY FENCE HIRE MOBILE PACE, Distance 2600m, Addington - Survey 3200m

Result	TAB no.	Horse (Barrier)	2200m to	2000m to	1800m to	1600m to	1400m to	1200m to	1000m to	800m to	600m to	400m to	200m to	Total or	Margin
11th	3	Bird Of Paradi... (3)	2000m	1800m	1600m	1400m	1200m	1000m	800m	600m	400m	200m	WP	Average	
		Position in running (margin)	9(9.3)	8(8.9)	9(9.9)	9(9.8)	9(10.2)	9(9.7)	9(9.0)	9(9.4)	9(7.6)	8(10.2)	11(15.5)		24.10
		Sectional time (s)	15.31	16.04	15.66	14.93	14.72	15.28	16.05	14.78	15.65	15.25	15.74		
		Cumulative time (s)	169.41	154.10	138.06	122.40	107.47	92.75	77.47	61.42	46.64	30.99	15.74	3:18.00	
		Speed (m/s)	13.06	12.47	12.77	13.40	13.59	13.09	12.46	13.53	12.78	13.11	12.71	13.13	
		Stride length (m)	6.26	6.05	6.13	6.40	6.59	6.40	6.12	6.16	6.00	6.19	6.39	6.27	
		Stride duration (s)	0.479	0.486	0.480	0.477	0.485	0.489	0.491	0.455	0.470	0.472	0.503	0.478	
		Stride efficiency (%)	61.24	57.28	58.70	63.96	67.84	64.10	58.47	59.27	56.30	59.95	63.82	61.46	
		Stride count	31.95	33.03	32.63	31.26	30.35	31.23	32.70	32.47	33.32	32.29	31.30	414.59	

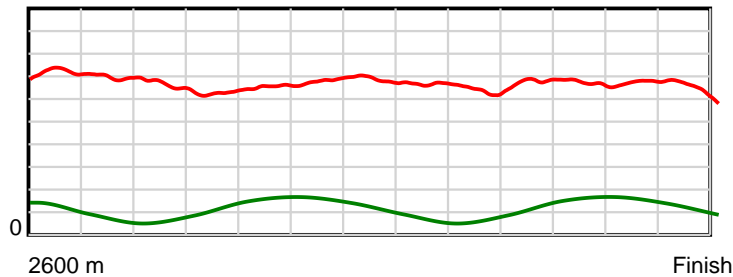
10 m Stride length



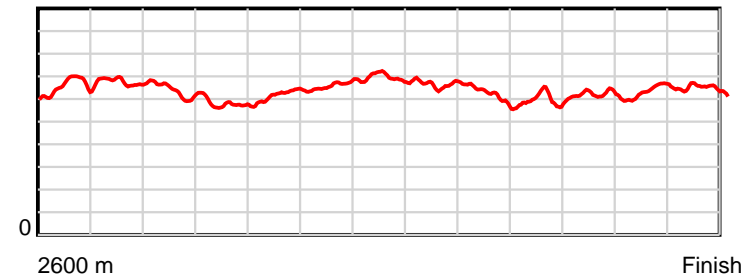
0.6 s Stride duration



20 m/sec Speed



100 % Stride efficiency



Note: Horizontal distance axis grid lines are 200m furlongs.

Disclaimer.

HRNZ and NZMTC and Thoroughbred Ratings Pty Ltd accepts no responsibility for the completeness or accuracy of any of the information contained herein, and makes no representations about its suitability for any particular purpose. Users should make their own judgements about those matters and/or seek independent advice. You assume all risks associated with use of the data provided on this page.



Race Results



June 28, 2020, Race 9, FAHEY FENCE HIRE MOBILE PACE, Distance 2600m, Addington - Survey 3200m

Result	TAB no.	Horse (Barrier)	2600 to	2400m to
12th	5	Art Banker (5)	2400m	2200m
		Position in running (margin)	-	2(1.2)
		Sectional time (s)	13.24	14.51
		Cumulative time (s)	198.46	185.22
		Speed (m/s)	15.11	13.78
		Stride length (m)	6.41	6.11
		Stride duration (s)	0.424	0.443
		Stride efficiency (%)	64.22	58.36
		Stride count	31.20	32.73

Disclaimer.

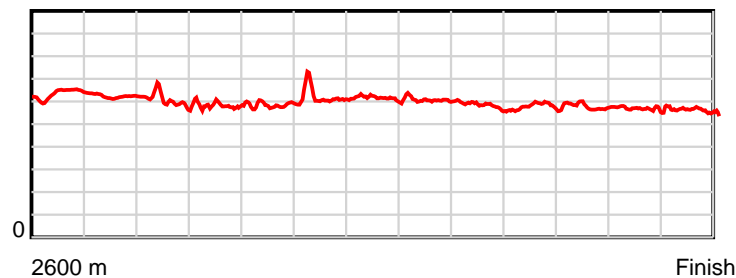
HRNZ and NZMTC and Thoroughbred Ratings Pty Ltd accepts no responsibility for the completeness or accuracy of any of the information contained herein, and makes no representations about its suitability for any particular purpose. Users should make their own judgements about those matters and/or seek independent advice. You assume all risks associated with use of the data provided on this page.

Race Results

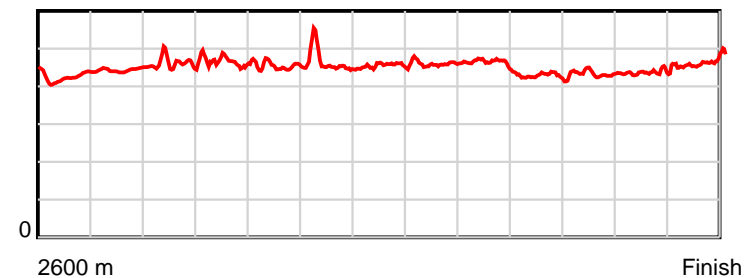
June 28, 2020, Race 9, FAHEY FENCE HIRE MOBILE PACE, Distance 2600m, Addington - Survey 3200m

Result	TAB no.	Horse (Barrier)	2200m to	2000m to	1800m to	1600m to	1400m to	1200m to	1000m to	800m to	600m to	400m to	200m to	Total or	Margin
12th	5	Art Banker (5)	2000m	1800m	1600m	1400m	1200m	1000m	800m	600m	400m	200m	WP	Average	
		Position in running (margin)	4(4.1)	5(5.2)	5(5.5)	5(5.7)	6(6.1)	6(5.7)	5(5.2)	5(5.5)	3(3.6)	4(4.8)	7(12.9)		26.60
		Sectional time (s)	15.57	15.93	15.70	14.92	14.73	15.32	16.04	14.76	15.42	15.72	16.60		
		Cumulative time (s)	170.71	155.14	139.21	123.51	108.59	93.86	78.54	62.50	47.74	32.32	16.60	3:18.46	
		Speed (m/s)	12.85	12.55	12.74	13.40	13.58	13.05	12.47	13.55	12.97	12.72	12.05	13.10	
		Stride length (m)	5.66	5.58	5.71	6.04	5.95	5.97	5.70	5.72	5.58	5.40	5.38	5.77	
		Stride duration (s)	0.441	0.444	0.448	0.450	0.438	0.458	0.457	0.422	0.430	0.424	0.447	0.440	
		Stride efficiency (%)	50.08	48.57	50.87	56.91	55.38	55.77	50.79	51.08	48.62	45.49	45.31	52.04	
		Stride count	35.33	35.87	35.06	33.14	33.60	33.48	35.08	34.98	35.86	37.07	37.14	450.54	

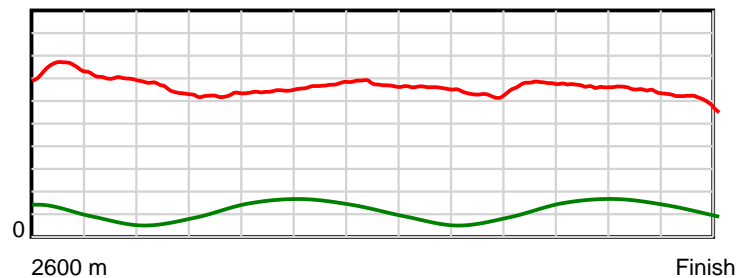
10 m Stride length



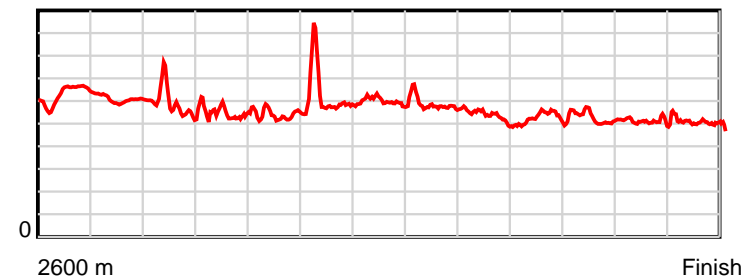
0.6 s Stride duration



20 m/sec Speed



100 % Stride efficiency



Note: Horizontal distance axis grid lines are 200m furlongs.

Disclaimer.

HRNZ and NZMTC and Thoroughbred Ratings Pty Ltd accepts no responsibility for the completeness or accuracy of any of the information contained herein, and makes no representations about its suitability for any particular purpose. Users should make their own judgements about those matters and/or seek independent advice. You assume all risks associated with use of the data provided on this page.



Race Results



June 28, 2020, Race 9, FAHEY FENCE HIRE MOBILE PACE, Distance 2600m, Addington - Survey 3200m

Result	TAB no.	Horse (Barrier)	2600 to	2400m to
13th	6	Highland Reign (6)	2400m	2200m
		Position in running (margin)	-	3(1.7)
		Sectional time (s)	13.09	14.27
		Cumulative time (s)	199.95	186.86
		Speed (m/s)	15.28	14.02
		Stride length (m)	6.53	6.12
		Stride duration (s)	0.435	0.436
		Stride efficiency (%)	66.63	58.44
		Stride count	30.63	32.70

Disclaimer.

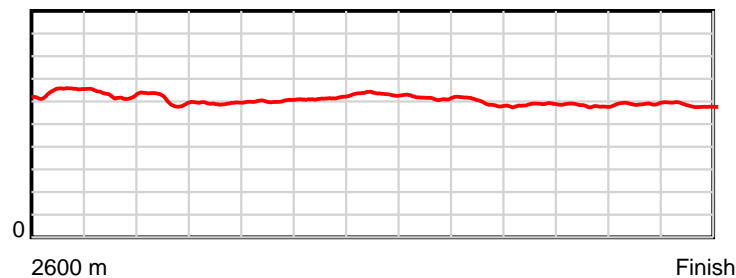
HRNZ and NZMTC and Thoroughbred Ratings Pty Ltd accepts no responsibility for the completeness or accuracy of any of the information contained herein, and makes no representations about its suitability for any particular purpose. Users should make their own judgements about those matters and/or seek independent advice. You assume all risks associated with use of the data provided on this page.

Race Results

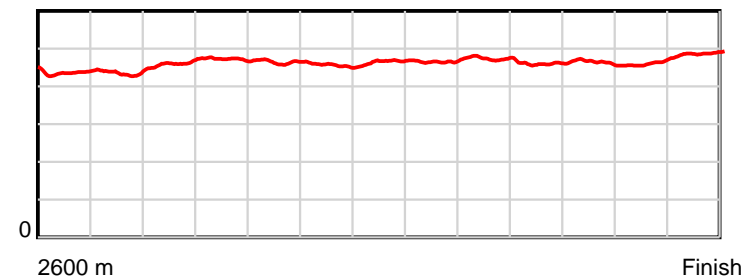
June 28, 2020, Race 9, FAHEY FENCE HIRE MOBILE PACE, Distance 2600m, Addington - Survey 3200m

Result	TAB no.	Horse (Barrier)	2200m to	2000m to	1800m to	1600m to	1400m to	1200m to	1000m to	800m to	600m to	400m to	200m to	Total or	Margin
13th	6	Highland Reign (6)	2000m	1800m	1600m	1400m	1200m	1000m	800m	600m	400m	200m	WP	Average	
		Position in running (margin)	3(3.2)	3(2.9)	3(3.2)	3(3.4)	4(4.4)	4(4.2)	3(3.3)	3(3.6)	8(7.4)	12(13.5)	12(21.4)		34.90
		Sectional time (s)	15.34	15.94	15.70	15.02	14.77	15.24	16.03	15.72	16.24	15.69	16.90		
		Cumulative time (s)	172.59	157.25	141.31	125.61	110.59	95.82	80.58	64.55	48.83	32.59	16.90	3:19.95	
		Speed (m/s)	13.04	12.55	12.74	13.32	13.54	13.12	12.48	12.72	12.32	12.75	11.83	13.00	
		Stride length (m)	6.00	5.93	5.92	6.07	6.30	6.11	5.91	5.85	5.71	5.89	5.77	6.00	
		Stride duration (s)	0.460	0.472	0.465	0.456	0.465	0.466	0.473	0.460	0.464	0.462	0.487	0.461	
		Stride efficiency (%)	56.22	54.88	54.76	57.59	61.99	58.33	54.52	53.49	51.01	54.28	52.00	56.27	
		Stride count	33.34	33.75	33.79	32.94	31.75	32.74	33.86	34.18	35.00	33.93	34.67	433.28	

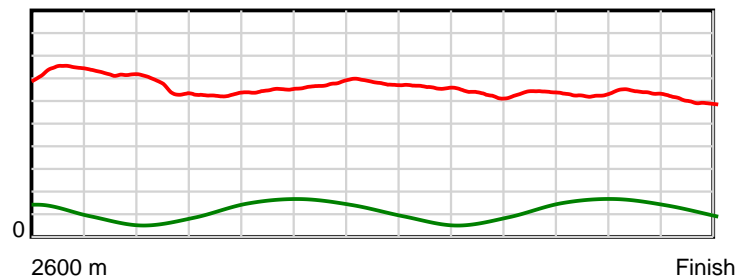
10 m Stride length



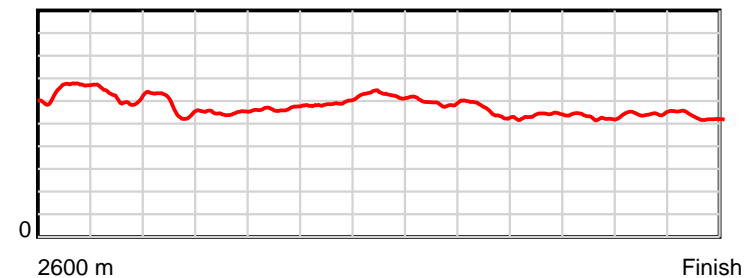
0.6 s Stride duration



20 m/sec Speed



100 % Stride efficiency



Note: Horizontal distance axis grid lines are 200m furlongs.

Disclaimer.

HRNZ and NZMTC and Thoroughbred Ratings Pty Ltd accepts no responsibility for the completeness or accuracy of any of the information contained herein, and makes no representations about its suitability for any particular purpose. Users should make their own judgements about those matters and/or seek independent advice. You assume all risks associated with use of the data provided on this page.



Race Results



June 28, 2020, Race 10, , Distance 2600m, Addington - Survey 3200m

Result	TAB no.	Horse (Barrier)	2600 to	2400m to
1st	14	Midnight Assas... (6)	2400m	2200m
		Position in running (margin)	-	9(9.1)
		Sectional time (s)	18.03	15.16
		Cumulative time (s)	202.17	184.14
		Speed (m/s)	11.09	13.19
		Stride length (m)	5.47	5.80
		Stride duration (s)	0.445	0.440
		Stride efficiency (%)	46.70	52.64
		Stride count	36.59	34.46

Disclaimer.

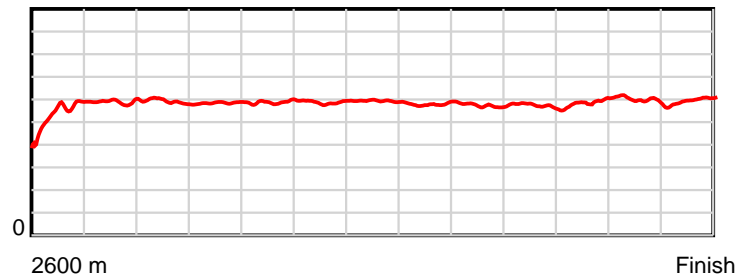
HRNZ and NZMTC and Thoroughbred Ratings Pty Ltd accepts no responsibility for the completeness or accuracy of any of the information contained herein, and makes no representations about its suitability for any particular purpose. Users should make their own judgements about those matters and/or seek independent advice. You assume all risks associated with use of the data provided on this page.

Race Results

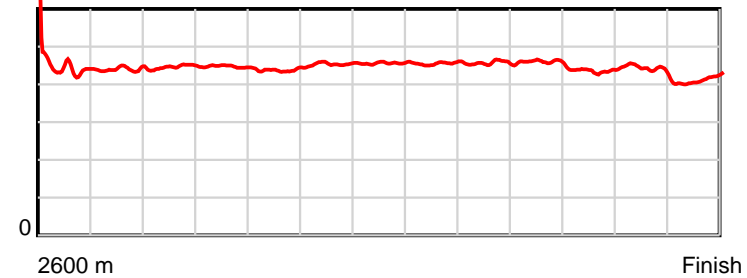
June 28, 2020, Race 10, , Distance 2600m, Addington - Survey 3200m

Result	TAB no.	Horse (Barrier)	2200m to	2000m to	1800m to	1600m to	1400m to	1200m to	1000m to	800m to	600m to	400m to	200m to	Total or	Margin
1st	14	Midnight Assas... (6)	2000m	1800m	1600m	1400m	1200m	1000m	800m	600m	400m	200m	WP	Average	
		Position in running (margin)	8(10.1)	7(7.3)	6(6.9)	6(6.5)	6(5.3)	6(4.8)	7(5.9)	6(5.9)	6(5.7)	3(1.7)	3(1.8)		0.00
		Sectional time (s)	15.34	15.27	15.18	15.72	15.40	15.98	16.05	16.13	15.18	14.96	13.77		
		Cumulative time (s)	168.98	153.64	138.37	123.19	107.47	92.07	76.09	60.04	43.91	28.73	13.77	3:22.17	
		Speed (m/s)	13.04	13.10	13.18	12.72	12.99	12.52	12.46	12.40	13.18	13.37	14.52	12.86	
		Stride length (m)	5.81	5.86	5.77	5.78	5.93	5.70	5.68	5.69	5.75	5.85	6.01	5.77	
		Stride duration (s)	0.445	0.447	0.438	0.454	0.456	0.455	0.456	0.459	0.436	0.438	0.414	0.449	
		Stride efficiency (%)	52.74	53.66	51.99	52.21	54.91	50.80	50.47	50.61	51.66	53.55	56.48	52.11	
		Stride count	34.43	34.13	34.67	34.60	33.74	35.08	35.19	35.14	34.78	34.16	33.27	450.24	

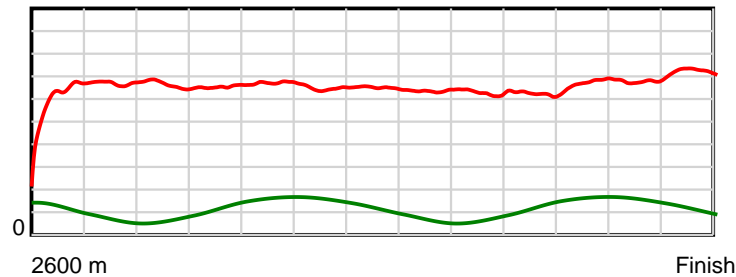
10 m Stride length



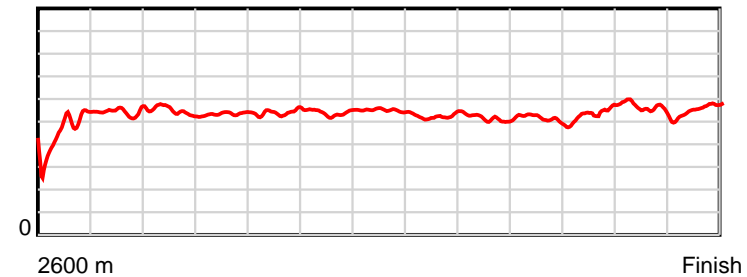
0.6 s Stride duration



20 m/sec Speed



100 % Stride efficiency



Note: Horizontal distance axis grid lines are 200m furlongs.

Disclaimer.

HRNZ and NZMTC and Thoroughbred Ratings Pty Ltd accepts no responsibility for the completeness or accuracy of any of the information contained herein, and makes no representations about its suitability for any particular purpose. Users should make their own judgements about those matters and/or seek independent advice. You assume all risks associated with use of the data provided on this page.



Race Results



June 28, 2020, Race 10, , Distance 2600m, Addington - Survey 3200m

Result	TAB no.	Horse (Barrier)	2600 to	2400m to
2nd	6	She's Allthe C... (12)	2400m	2200m
		Position in running (margin)	-	3(2.6)
		Sectional time (s)	17.16	15.06
		Cumulative time (s)	202.30	185.14
		Speed (m/s)	11.65	13.28
		Stride length (m)	5.69	6.11
		Stride duration (s)	0.473	0.460
		Stride efficiency (%)	50.66	58.38
		Stride count	35.13	32.72

Disclaimer.

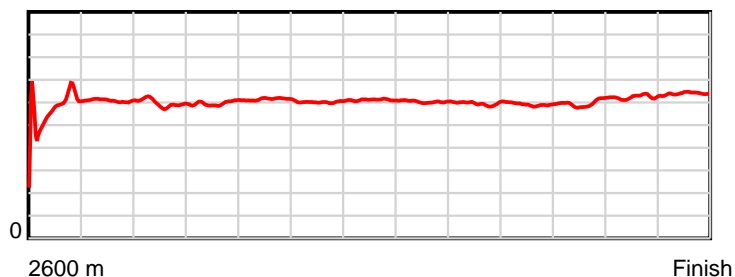
HRNZ and NZMTC and Thoroughbred Ratings Pty Ltd accepts no responsibility for the completeness or accuracy of any of the information contained herein, and makes no representations about its suitability for any particular purpose. Users should make their own judgements about those matters and/or seek independent advice. You assume all risks associated with use of the data provided on this page.

Race Results

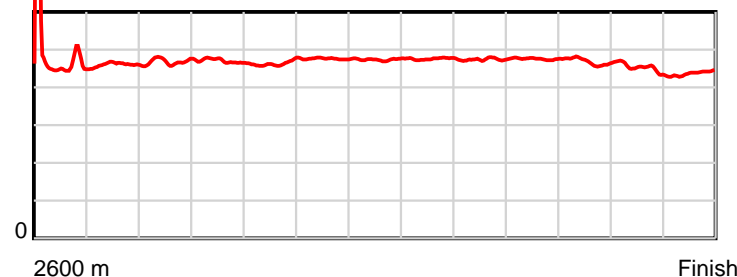
June 28, 2020, Race 10, , Distance 2600m, Addington - Survey 3200m

Result	TAB no.	Horse (Barrier)	2200m to	2000m to	1800m to	1600m to	1400m to	1200m to	1000m to	800m to	600m to	400m to	200m to	Total or	Margin
2nd	6	She's Allthe C... (12)	2000m	1800m	1600m	1400m	1200m	1000m	800m	600m	400m	200m	WP	Average	
		Position in running (margin)	3(3.0)	3(2.9)	5(5.2)	5(5.1)	5(4.0)	5(4.3)	5(4.3)	5(4.3)	5(4.6)	5(4.8)	5(2.7)		0.70
		Sectional time (s)	15.79	15.73	15.22	15.74	15.52	15.79	16.05	16.22	15.87	14.61	13.54		
		Cumulative time (s)	170.08	154.29	138.56	123.34	107.60	92.08	76.29	60.24	44.02	28.15	13.54	3:22.30	
		Speed (m/s)	12.67	12.71	13.14	12.71	12.89	12.67	12.46	12.33	12.60	13.69	14.77	12.85	
		Stride length (m)	5.94	5.97	6.09	6.05	6.10	6.03	5.91	5.86	5.90	6.18	6.46	6.02	
		Stride duration (s)	0.469	0.470	0.464	0.476	0.474	0.476	0.474	0.476	0.468	0.451	0.437	0.468	
		Stride efficiency (%)	55.05	55.79	57.98	57.14	58.23	56.76	54.51	53.74	54.48	59.69	65.26	56.60	
		Stride count	33.70	33.47	32.83	33.07	32.76	33.18	33.86	34.11	33.87	32.36	30.95	432.01	

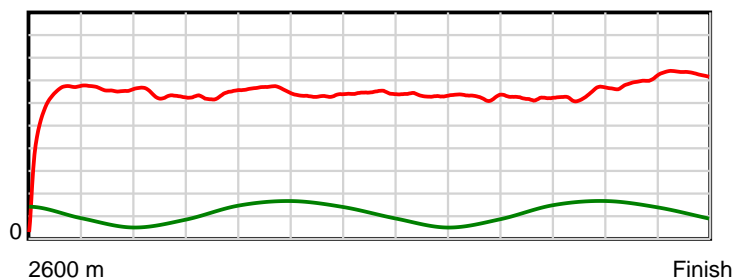
10 m Stride length



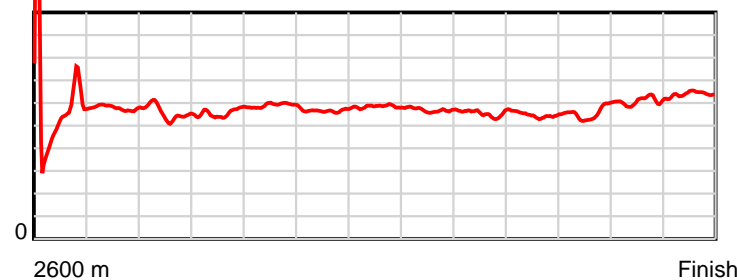
0.5 s Stride duration



20 m/sec Speed



100 % Stride efficiency



Note: Horizontal distance axis grid lines are 200m furlongs.

Disclaimer.

HRNZ and NZMTC and Thoroughbred Ratings Pty Ltd accepts no responsibility for the completeness or accuracy of any of the information contained herein, and makes no representations about its suitability for any particular purpose. Users should make their own judgements about those matters and/or seek independent advice. You assume all risks associated with use of the data provided on this page.



Race Results



June 28, 2020, Race 10, , Distance 2600m, Addington - Survey 3200m

Result	TAB no.	Horse (Barrier)	2600 to	2400m to
3rd	8	Justan's Siste... (13)	2400m	2200m
		Position in running (margin)	-	7(6.7)
		Sectional time (s)	17.65	15.02
		Cumulative time (s)	202.36	184.71
		Speed (m/s)	11.33	13.32
		Stride length (m)	5.37	6.15
		Stride duration (s)	0.473	0.462
		Stride efficiency (%)	45.11	59.14
		Stride count	37.22	32.51

Disclaimer.

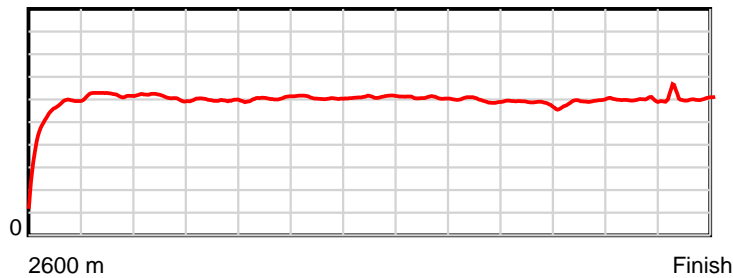
HRNZ and NZMTC and Thoroughbred Ratings Pty Ltd accepts no responsibility for the completeness or accuracy of any of the information contained herein, and makes no representations about its suitability for any particular purpose. Users should make their own judgements about those matters and/or seek independent advice. You assume all risks associated with use of the data provided on this page.

Race Results

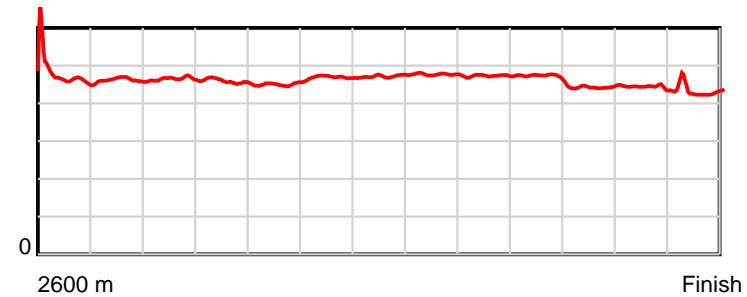
June 28, 2020, Race 10, , Distance 2600m, Addington - Survey 3200m

Result	TAB no.	Horse (Barrier)	2200m to	2000m to	1800m to	1600m to	1400m to	1200m to	1000m to	800m to	600m to	400m to	200m to	Total or	Margin
3rd	8	Justan's Siste... (13)	2000m	1800m	1600m	1400m	1200m	1000m	800m	600m	400m	200m	WP	Average	
		Position in running (margin)	6(6.9)	6(5.1)	4(5.0)	4(4.8)	4(2.8)	4(2.8)	4(3.0)	4(3.8)	4(3.3)	1(0.0)	1(0.0)		1.00
		Sectional time (s)	15.51	15.32	15.20	15.59	15.47	15.83	16.17	16.09	15.29	14.95	14.27		
		Cumulative time (s)	169.69	154.18	138.86	123.66	108.07	92.60	76.77	60.60	44.51	29.22	14.27	3:22.36	
		Speed (m/s)	12.89	13.05	13.16	12.83	12.93	12.63	12.37	12.43	13.08	13.38	14.02	12.85	
		Stride length (m)	5.99	5.99	5.92	6.02	6.11	6.02	5.85	5.84	5.79	5.91	6.06	5.92	
		Stride duration (s)	0.465	0.459	0.450	0.470	0.472	0.476	0.473	0.470	0.443	0.442	0.433	0.461	
		Stride efficiency (%)	56.15	56.13	54.85	56.67	58.25	56.62	53.42	53.36	52.44	54.55	57.47	54.76	
		Stride count	33.36	33.37	33.76	33.21	32.76	33.22	34.21	34.23	34.53	33.85	32.98	439.21	

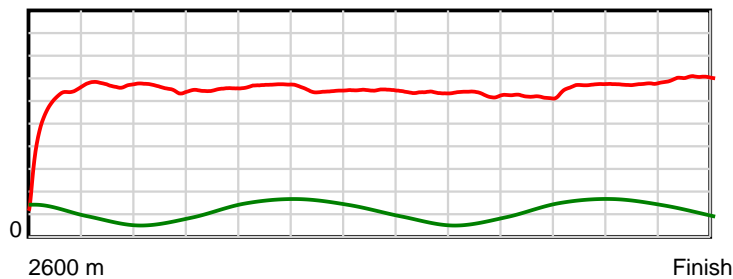
10 m Stride length



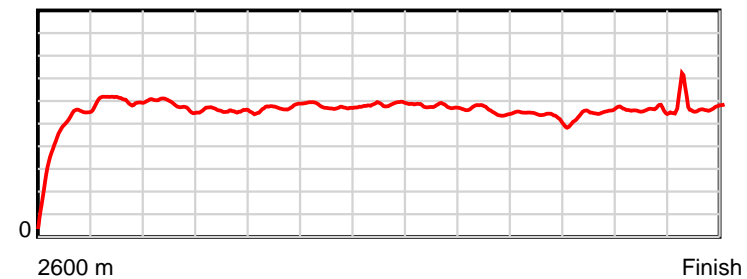
0.6 s Stride duration



20 m/sec Speed



100 % Stride efficiency



Note: Horizontal distance axis grid lines are 200m furlongs.

Disclaimer.

HRNZ and NZMTC and Thoroughbred Ratings Pty Ltd accepts no responsibility for the completeness or accuracy of any of the information contained herein, and makes no representations about its suitability for any particular purpose. Users should make their own judgements about those matters and/or seek independent advice. You assume all risks associated with use of the data provided on this page.



Race Results



June 28, 2020, Race 10, , Distance 2600m, Addington - Survey 3200m

Result	TAB no.	Horse (Barrier)	2600 to	2400m to
4th	1	Alvira Hest (3)	2400m	2200m
		Position in running (margin)	-	8(8.5)
		Sectional time (s)	18.04	14.97
		Cumulative time (s)	202.84	184.80
		Speed (m/s)	11.09	13.36
		Stride length (m)	5.13	5.82
		Stride duration (s)	0.445	0.436
		Stride efficiency (%)	41.14	52.96
		Stride count	38.98	34.36

Disclaimer.

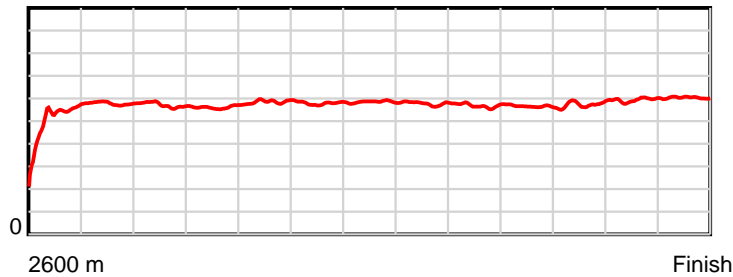
HRNZ and NZMTC and Thoroughbred Ratings Pty Ltd accepts no responsibility for the completeness or accuracy of any of the information contained herein, and makes no representations about its suitability for any particular purpose. Users should make their own judgements about those matters and/or seek independent advice. You assume all risks associated with use of the data provided on this page.

Race Results

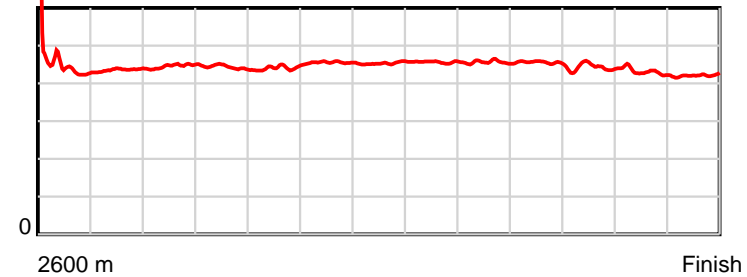
June 28, 2020, Race 10, , Distance 2600m, Addington - Survey 3200m

Result	TAB no.	Horse (Barrier)	2200m to	2000m to	1800m to	1600m to	1400m to	1200m to	1000m to	800m to	600m to	400m to	200m to	Total or	Margin
4th	1	Alvira Hest (3)	2000m	1800m	1600m	1400m	1200m	1000m	800m	600m	400m	200m	WP	Average	
		Position in running (margin)	7(8.4)	8(7.3)	9(9.9)	9(9.4)	9(8.0)	9(8.1)	9(8.5)	9(8.5)	10(8.3)	7(6.5)	6(4.4)		3.70
		Sectional time (s)	15.64	15.77	15.15	15.69	15.49	15.86	16.04	16.14	15.54	14.61	13.90		
		Cumulative time (s)	169.83	154.19	138.42	123.27	107.58	92.09	76.23	60.19	44.05	28.51	13.90	3:22.84	
		Speed (m/s)	12.79	12.68	13.20	12.75	12.91	12.61	12.47	12.39	12.87	13.69	14.39	12.82	
		Stride length (m)	5.70	5.62	5.82	5.81	5.85	5.75	5.69	5.65	5.69	5.90	6.06	5.72	
		Stride duration (s)	0.446	0.443	0.441	0.455	0.453	0.456	0.456	0.456	0.442	0.431	0.421	0.446	
		Stride efficiency (%)	50.76	49.39	52.87	52.68	53.51	51.72	50.54	49.87	50.62	54.44	57.42	51.17	
		Stride count	35.09	35.58	34.38	34.45	34.18	34.77	35.17	35.40	35.14	33.88	32.99	454.37	

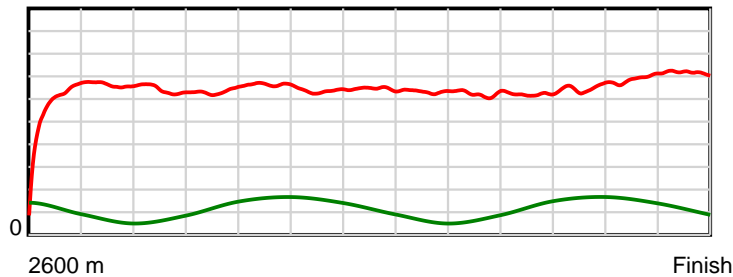
10 m Stride length



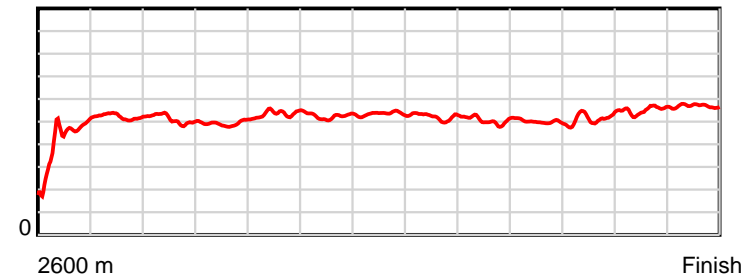
0.6 s Stride duration



20 m/sec Speed



100 % Stride efficiency



Note: Horizontal distance axis grid lines are 200m furlongs.

Disclaimer.

HRNZ and NZMTC and Thoroughbred Ratings Pty Ltd accepts no responsibility for the completeness or accuracy of any of the information contained herein, and makes no representations about its suitability for any particular purpose. Users should make their own judgements about those matters and/or seek independent advice. You assume all risks associated with use of the data provided on this page.



Race Results



June 28, 2020, Race 10, , Distance 2600m, Addington - Survey 3200m

Result	TAB no.	Horse (Barrier)	2600 to	2400m to
5th	9	Take After Me (14)	2400m	2200m
		Position in running (margin)	-	2(0.2)
		Sectional time (s)	16.63	15.08
		Cumulative time (s)	203.00	186.37
		Speed (m/s)	12.03	13.26
		Stride length (m)	5.34	5.75
		Stride duration (s)	0.444	0.434
		Stride efficiency (%)	44.64	51.64
		Stride count	37.42	34.79

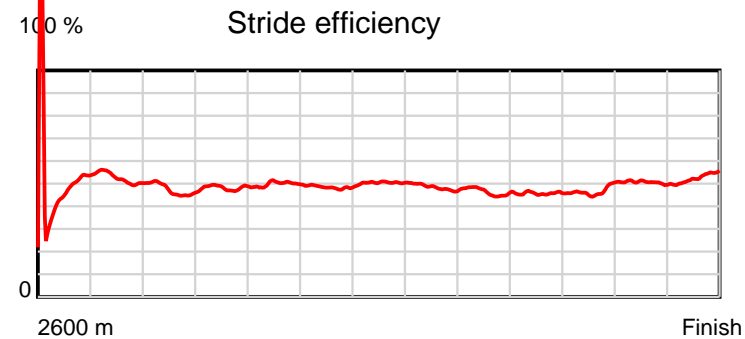
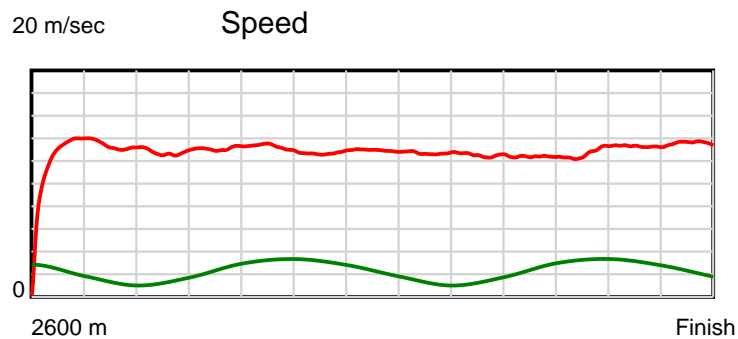
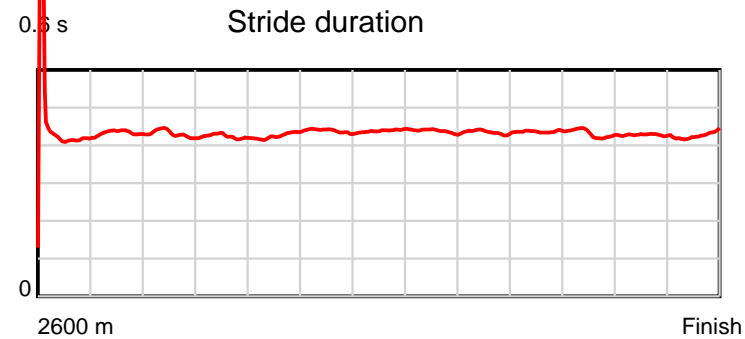
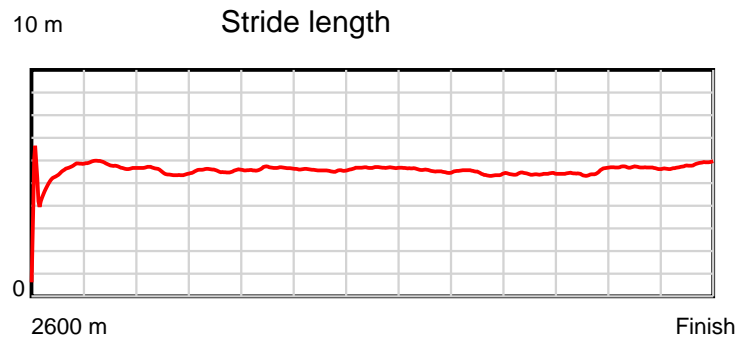
Disclaimer.

HRNZ and NZMTC and Thoroughbred Ratings Pty Ltd accepts no responsibility for the completeness or accuracy of any of the information contained herein, and makes no representations about its suitability for any particular purpose. Users should make their own judgements about those matters and/or seek independent advice. You assume all risks associated with use of the data provided on this page.

Race Results

June 28, 2020, Race 10, , Distance 2600m, Addington - Survey 3200m

Result	TAB no.	Horse (Barrier)	2200m to	2000m to	1800m to	1600m to	1400m to	1200m to	1000m to	800m to	600m to	400m to	200m to	Total or	Margin
5th	9	Take After Me (14)	2000m	1800m	1600m	1400m	1200m	1000m	800m	600m	400m	200m	WP	Average	
		Position in running (margin)	2(0.7)	2(0.6)	2(0.1)	1(0.0)	1(0.0)	1(0.0)	1(0.0)	1(0.0)	1(0.0)	2(0.2)	2(1.1)		4.60
		Sectional time (s)	15.81	15.25	15.22	15.92	15.47	15.80	16.04	16.17	15.87	15.11	14.63		
		Cumulative time (s)	171.29	155.48	140.23	125.01	109.09	93.62	77.82	61.78	45.61	29.74	14.63	3:23.00	
		Speed (m/s)	12.65	13.11	13.14	12.56	12.93	12.66	12.47	12.37	12.60	13.24	13.67	12.81	
		Stride length (m)	5.45	5.56	5.59	5.50	5.68	5.54	5.42	5.40	5.43	5.66	5.84	5.55	
		Stride duration (s)	0.431	0.424	0.425	0.438	0.439	0.438	0.435	0.436	0.431	0.428	0.427	0.433	
		Stride efficiency (%)	46.36	48.32	48.87	47.33	50.33	47.97	45.96	45.53	46.13	50.08	53.30	48.09	
		Stride count	36.72	35.97	35.76	36.34	35.24	36.10	36.88	37.05	36.81	35.33	34.25	468.66	



Note: Horizontal distance axis grid lines are 200m furlongs.

Disclaimer.

HRNZ and NZMTC and Thoroughbred Ratings Pty Ltd accepts no responsibility for the completeness or accuracy of any of the information contained herein, and makes no representations about its suitability for any particular purpose. Users should make their own judgements about those matters and/or seek independent advice. You assume all risks associated with use of the data provided on this page.



Race Results



June 28, 2020, Race 10, , Distance 2600m, Addington - Survey 3200m

Result	TAB no.	Horse (Barrier)	2600 to	2400m to
6th	10	Prince Teka (15)	2400m	2200m
		Position in running (margin)	-	1(0.0)
		Sectional time (s)	16.61	15.00
		Cumulative time (s)	203.04	186.43
		Speed (m/s)	12.04	13.33
		Stride length (m)	5.52	5.90
		Stride duration (s)	0.449	0.442
		Stride efficiency (%)	47.69	54.35
		Stride count	36.20	33.91

Disclaimer.

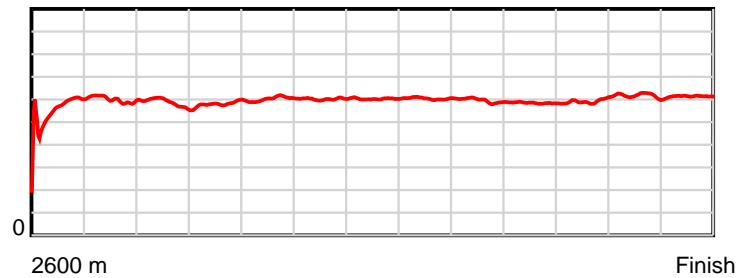
HRNZ and NZMTC and Thoroughbred Ratings Pty Ltd accepts no responsibility for the completeness or accuracy of any of the information contained herein, and makes no representations about its suitability for any particular purpose. Users should make their own judgements about those matters and/or seek independent advice. You assume all risks associated with use of the data provided on this page.

Race Results

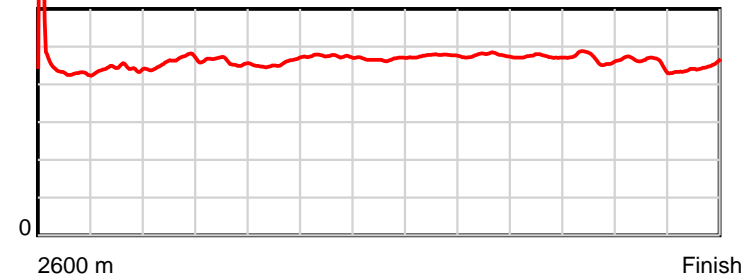
June 28, 2020, Race 10, , Distance 2600m, Addington - Survey 3200m

Result	TAB no.	Horse (Barrier)	2200m to	2000m to	1800m to	1600m to	1400m to	1200m to	1000m to	800m to	600m to	400m to	200m to	Total or	Margin
6th	10	Prince Teka (15)	2000m	1800m	1600m	1400m	1200m	1000m	800m	600m	400m	200m	WP	Average	
		Position in running (margin)	1(0.0)	1(0.0)	3(2.7)	3(2.6)	3(2.3)	3(2.5)	3(2.2)	3(1.9)	3(2.1)	4(2.2)	4(2.3)		4.80
		Sectional time (s)	15.81	15.79	15.21	15.87	15.51	15.75	15.99	16.20	15.86	14.96	14.48		
		Cumulative time (s)	171.43	155.62	139.83	124.62	108.75	93.24	77.49	61.50	45.30	29.44	14.48	3:23.04	
		Speed (m/s)	12.65	12.67	13.15	12.60	12.89	12.70	12.51	12.35	12.61	13.37	13.81	12.81	
		Stride length (m)	5.83	5.83	6.00	5.98	6.02	6.04	5.97	5.84	5.92	6.14	6.15	5.93	
		Stride duration (s)	0.461	0.461	0.456	0.474	0.467	0.476	0.477	0.473	0.469	0.460	0.446	0.463	
		Stride efficiency (%)	53.20	53.16	56.21	55.81	56.71	57.09	55.66	53.29	54.68	59.00	59.19	54.96	
		Stride count	34.28	34.29	33.35	33.47	33.20	33.09	33.51	34.25	33.81	32.55	32.50	438.41	

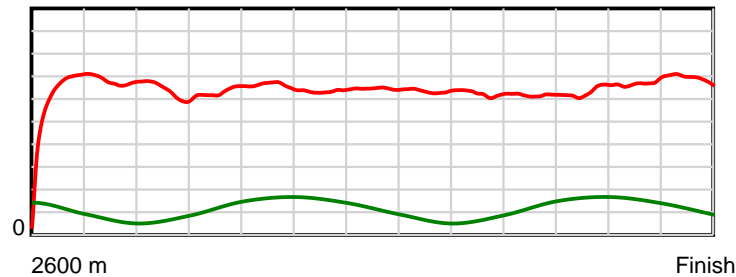
10 m Stride length



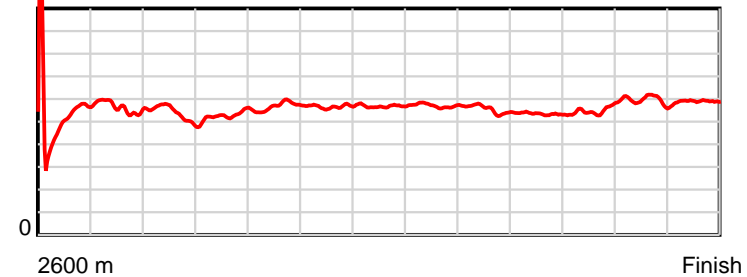
0.5 s Stride duration



20 m/sec Speed



100 % Stride efficiency



Note: Horizontal distance axis grid lines are 200m furlongs.

Disclaimer.

HRNZ and NZMTC and Thoroughbred Ratings Pty Ltd accepts no responsibility for the completeness or accuracy of any of the information contained herein, and makes no representations about its suitability for any particular purpose. Users should make their own judgements about those matters and/or seek independent advice. You assume all risks associated with use of the data provided on this page.



Race Results



June 28, 2020, Race 10, , Distance 2600m, Addington - Survey 3200m

Result	TAB no.	Horse (Barrier)	2600 to	2400m to
7th	12	That's The Sto... (2)	2400m	2200m
		Position in running (margin)	-	15(16.0)
		Sectional time (s)	19.15	15.80
		Cumulative time (s)	203.59	184.44
		Speed (m/s)	10.44	12.66
		Stride length (m)	5.16	5.48
		Stride duration (s)	0.434	0.433
		Stride efficiency (%)	41.62	47.01
		Stride count	38.75	36.47

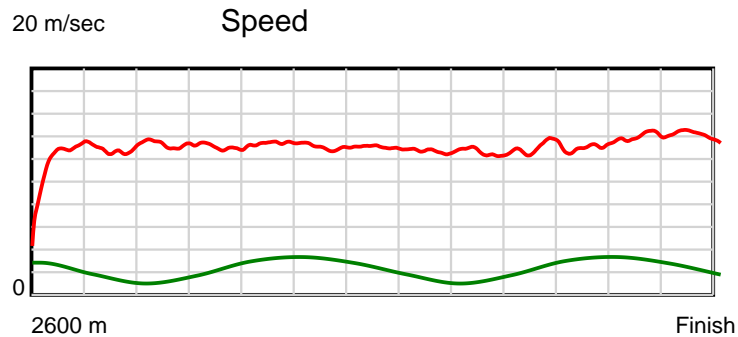
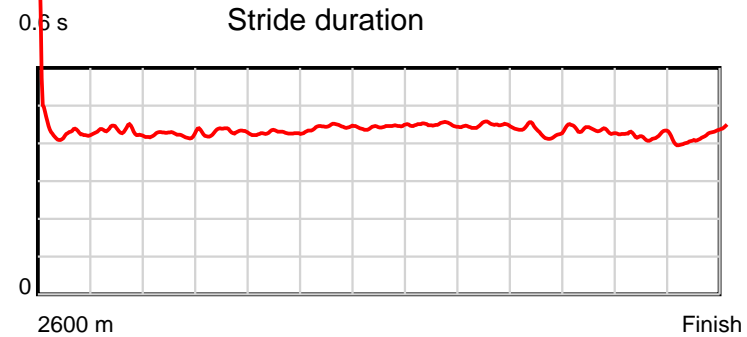
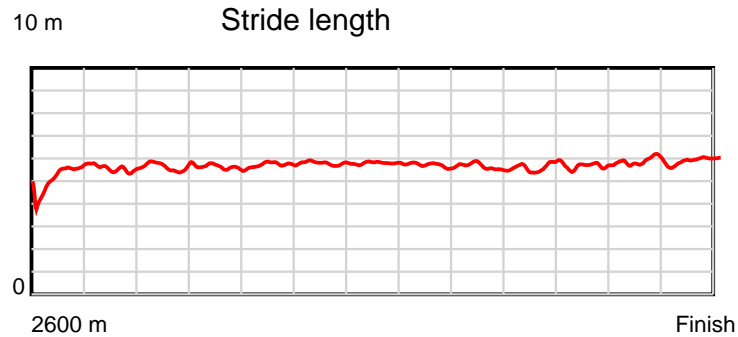
Disclaimer.

HRNZ and NZMTC and Thoroughbred Ratings Pty Ltd accepts no responsibility for the completeness or accuracy of any of the information contained herein, and makes no representations about its suitability for any particular purpose. Users should make their own judgements about those matters and/or seek independent advice. You assume all risks associated with use of the data provided on this page.

Race Results

June 28, 2020, Race 10, , Distance 2600m, Addington - Survey 3200m

Result	TAB no.	Horse (Barrier)	2200m to	2000m to	1800m to	1600m to	1400m to	1200m to	1000m to	800m to	600m to	400m to	200m to	Total or	Margin
7th	12	That's The Sto... (2)	2000m	1800m	1600m	1400m	1200m	1000m	800m	600m	400m	200m	WP	Average	
		Position in running (margin)	13(20.8)	12(17.4)	12(17.2)	12(15.9)	12(13.2)	13(12.3)	14(13.8)	14(14.2)	12(9.3)	12(9.2)	9(7.7)		7.80
		Sectional time (s)	15.25	15.30	15.03	15.47	15.32	16.05	16.12	15.34	15.82	14.70	14.24		
		Cumulative time (s)	168.64	153.39	138.09	123.06	107.59	92.27	76.22	60.10	44.76	28.94	14.24	3:23.59	
		Speed (m/s)	13.11	13.07	13.31	12.93	13.05	12.46	12.41	13.04	12.64	13.61	14.04	12.77	
		Stride length (m)	5.57	5.61	5.69	5.74	5.80	5.60	5.55	5.64	5.48	5.67	5.94	5.61	
		Stride duration (s)	0.425	0.429	0.428	0.444	0.444	0.449	0.447	0.433	0.434	0.417	0.423	0.439	
		Stride efficiency (%)	48.52	49.23	50.65	51.52	52.51	49.01	48.13	49.69	46.97	50.16	55.13	49.09	
		Stride count	35.89	35.63	35.13	34.83	34.50	35.71	36.04	35.47	36.48	35.30	33.67	463.87	



Note: Horizontal distance axis grid lines are 200m furlongs.

Disclaimer.

HRNZ and NZMTC and Thoroughbred Ratings Pty Ltd accepts no responsibility for the completeness or accuracy of any of the information contained herein, and makes no representations about its suitability for any particular purpose. Users should make their own judgements about those matters and/or seek independent advice. You assume all risks associated with use of the data provided on this page.



Race Results



June 28, 2020, Race 10, , Distance 2600m, Addington - Survey 3200m

Result	TAB no.	Horse (Barrier)	2600 to	2400m to
8th	15	Count Eyre (9)	2400m	2200m
		Position in running (margin)	-	6(5.4)
		Sectional time (s)	17.48	18.21
		Cumulative time (s)	203.95	186.47
		Speed (m/s)	11.44	10.98
		Stride length (m)	5.95	5.27
		Stride duration (s)	0.455	0.479
		Stride efficiency (%)	55.29	43.35
		Stride count	33.62	37.97

Disclaimer.

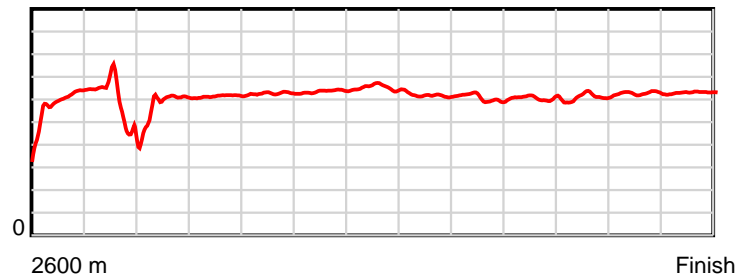
HRNZ and NZMTC and Thoroughbred Ratings Pty Ltd accepts no responsibility for the completeness or accuracy of any of the information contained herein, and makes no representations about its suitability for any particular purpose. Users should make their own judgements about those matters and/or seek independent advice. You assume all risks associated with use of the data provided on this page.

Race Results

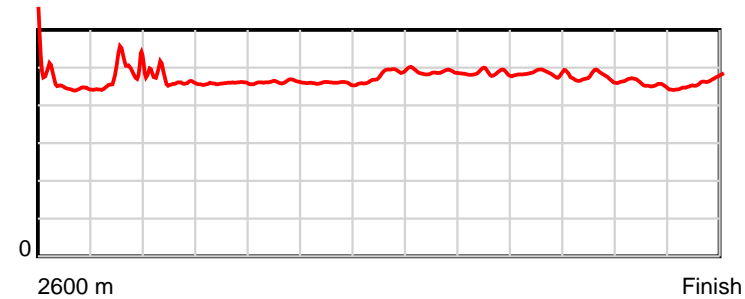
June 28, 2020, Race 10, , Distance 2600m, Addington - Survey 3200m

Result	TAB no.	Horse (Barrier)	2200m to	2000m to	1800m to	1600m to	1400m to	1200m to	1000m to	800m to	600m to	400m to	200m to	Total or	Margin
8th	15	Count Eyre (9)	2000m	1800m	1600m	1400m	1200m	1000m	800m	600m	400m	200m	WP	Average	
		Position in running (margin)	14(24.6)	13(27.5)	13(24.7)	13(22.6)	13(14.2)	12(10.4)	11(10.6)	11(11.0)	13(10.3)	13(9.2)	8(7.0)		9.90
		Sectional time (s)	16.28	14.88	14.89	14.52	14.84	15.83	16.10	16.06	15.66	14.58	14.62		
		Cumulative time (s)	168.26	151.98	137.10	122.21	107.69	92.85	77.02	60.92	44.86	29.20	14.62	3:23.95	
		Speed (m/s)	12.29	13.44	13.43	13.77	13.48	12.63	12.42	12.45	12.77	13.72	13.68	12.75	
		Stride length (m)	5.73	6.16	6.21	6.32	6.51	6.15	6.03	6.04	6.04	6.25	6.33	6.06	
		Stride duration (s)	0.467	0.458	0.462	0.459	0.483	0.487	0.486	0.485	0.473	0.456	0.462	0.475	
		Stride efficiency (%)	51.38	59.21	60.18	62.47	66.25	59.16	56.87	57.04	56.99	61.04	62.53	57.39	
		Stride count	34.88	32.49	32.23	31.63	30.72	32.50	33.15	33.10	33.12	32.00	31.62	429.03	

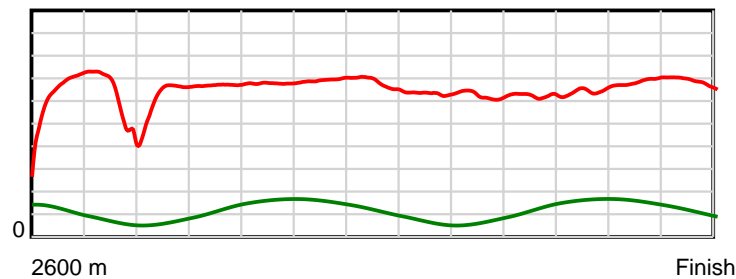
10 m Stride length



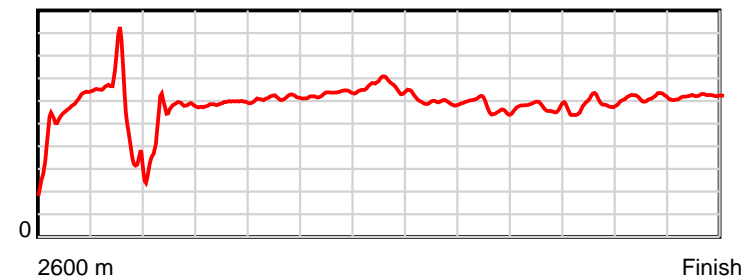
0.6 s Stride duration



20 m/sec Speed



100 % Stride efficiency



Note: Horizontal distance axis grid lines are 200m furlongs.

Disclaimer.

HRNZ and NZMTC and Thoroughbred Ratings Pty Ltd accepts no responsibility for the completeness or accuracy of any of the information contained herein, and makes no representations about its suitability for any particular purpose. Users should make their own judgements about those matters and/or seek independent advice. You assume all risks associated with use of the data provided on this page.



Race Results



June 28, 2020, Race 10, , Distance 2600m, Addington - Survey 3200m

Result	TAB no.	Horse (Barrier)	2600 to	2400m to
9th	2	Momentous (5)	2400m	2200m
		Position in running (margin)	-	5(5.1)
		Sectional time (s)	17.45	14.94
		Cumulative time (s)	203.99	186.54
		Speed (m/s)	11.46	13.39
		Stride length (m)	5.49	6.49
		Stride duration (s)	0.471	0.485
		Stride efficiency (%)	47.04	65.75
		Stride count	36.45	30.83

Disclaimer.

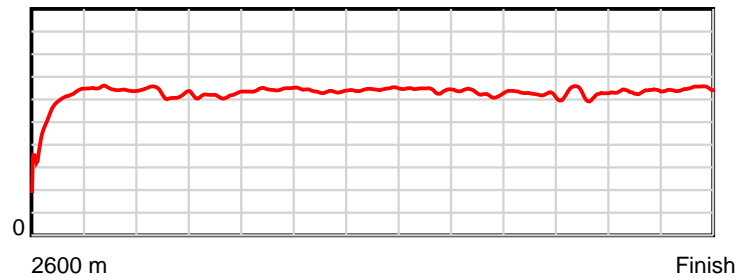
HRNZ and NZMTC and Thoroughbred Ratings Pty Ltd accepts no responsibility for the completeness or accuracy of any of the information contained herein, and makes no representations about its suitability for any particular purpose. Users should make their own judgements about those matters and/or seek independent advice. You assume all risks associated with use of the data provided on this page.

Race Results

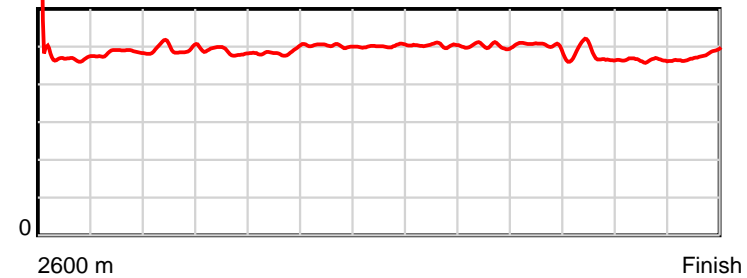
June 28, 2020, Race 10, , Distance 2600m, Addington - Survey 3200m

Result	TAB no.	Horse (Barrier)	2200m to	2000m to	1800m to	1600m to	1400m to	1200m to	1000m to	800m to	600m to	400m to	200m to	Total or	Margin
9th	2	Momentous (5)	2000m	1800m	1600m	1400m	1200m	1000m	800m	600m	400m	200m	WP	Average	
		Position in running (margin)	4(4.8)	5(4.4)	7(7.2)	7(7.0)	7(5.8)	7(6.1)	6(5.8)	7(6.2)	7(6.3)	6(6.0)	7(5.9)		10.10
		Sectional time (s)	15.75	15.79	15.22	15.72	15.52	15.76	16.10	16.18	15.81	14.93	14.82		
		Cumulative time (s)	171.60	155.85	140.06	124.84	109.12	93.60	77.84	61.74	45.56	29.75	14.82	3:23.99	
		Speed (m/s)	12.70	12.67	13.14	12.72	12.89	12.69	12.42	12.36	12.65	13.40	13.50	12.75	
		Stride length (m)	6.29	6.17	6.39	6.39	6.47	6.39	6.23	6.22	6.06	6.21	6.45	6.24	
		Stride duration (s)	0.496	0.487	0.486	0.502	0.502	0.503	0.501	0.503	0.479	0.464	0.478	0.489	
		Stride efficiency (%)	61.88	59.46	63.78	63.85	65.33	63.79	60.62	60.38	57.39	60.31	65.00	60.81	
		Stride count	31.78	32.42	31.31	31.29	30.93	31.30	32.11	32.17	33.00	32.19	31.01	416.79	

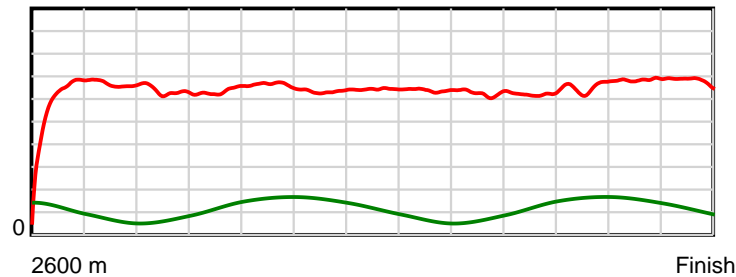
10 m Stride length



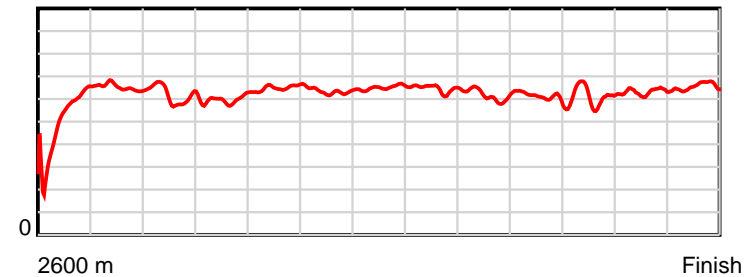
0.5 s Stride duration



20 m/sec Speed



100 % Stride efficiency



Note: Horizontal distance axis grid lines are 200m furlongs.

Disclaimer.

HRNZ and NZMTC and Thoroughbred Ratings Pty Ltd accepts no responsibility for the completeness or accuracy of any of the information contained herein, and makes no representations about its suitability for any particular purpose. Users should make their own judgements about those matters and/or seek independent advice. You assume all risks associated with use of the data provided on this page.



Race Results



June 28, 2020, Race 10, , Distance 2600m, Addington - Survey 3200m

Result	TAB no.	Horse (Barrier)	2600 to 2400m	2400m to 2200m
10th	17	With Ice (1)		
		Position in running (margin)	-	13(14.9)
		Sectional time (s)	19.06	15.57
		Cumulative time (s)	204.82	185.76
		Speed (m/s)	10.49	12.85
		Stride length (m)	5.49	6.16
		Stride duration (s)	0.463	0.479
		Stride efficiency (%)	47.05	59.25
		Stride count	36.45	32.48

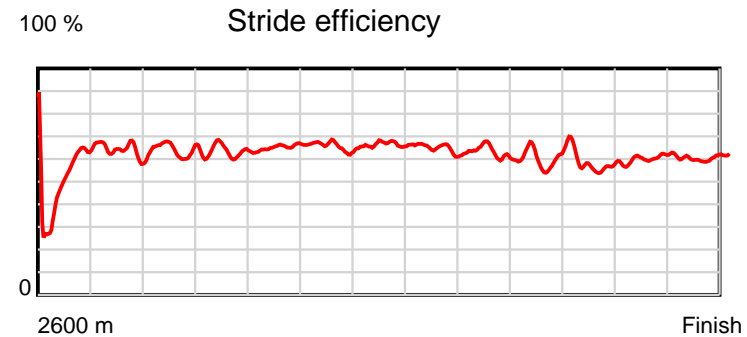
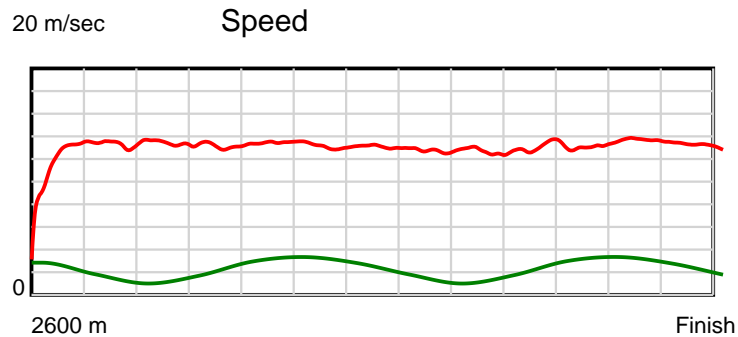
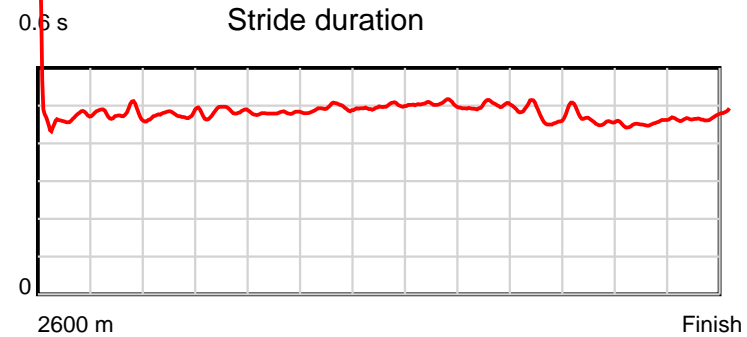
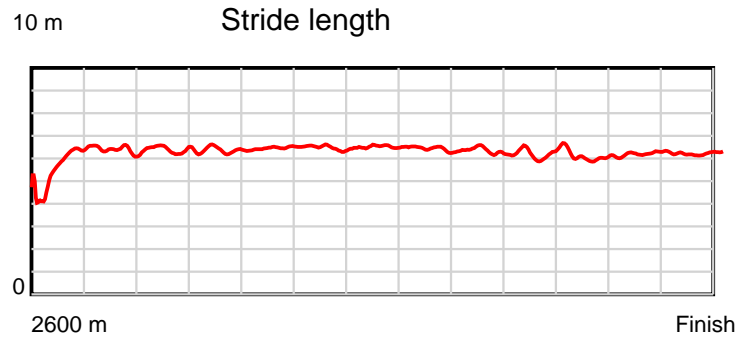
Disclaimer.

HRNZ and NZMTC and Thoroughbred Ratings Pty Ltd accepts no responsibility for the completeness or accuracy of any of the information contained herein, and makes no representations about its suitability for any particular purpose. Users should make their own judgements about those matters and/or seek independent advice. You assume all risks associated with use of the data provided on this page.

Race Results

June 28, 2020, Race 10, , Distance 2600m, Addington - Survey 3200m

Result	TAB no.	Horse (Barrier)	2200m to	2000m to	1800m to	1600m to	1400m to	1200m to	1000m to	800m to	600m to	400m to	200m to	Total or	Margin
10th	17	With Ice (1)	2000m	1800m	1600m	1400m	1200m	1000m	800m	600m	400m	200m	WP	Average	
		Position in running (margin)	12(18.4)	11(15.2)	11(14.5)	11(14.4)	11(11.3)	11(10.3)	12(11.7)	12(12.4)	9(7.3)	11(8.5)	11(9.5)		14.70
		Sectional time (s)	15.29	15.21	15.22	15.41	15.30	16.05	16.15	15.33	16.04	15.11	15.08		
		Cumulative time (s)	170.19	154.90	139.69	124.47	109.06	93.76	77.71	61.56	46.23	30.19	15.08	3:24.82	
		Speed (m/s)	13.08	13.15	13.14	12.98	13.07	12.46	12.38	13.05	12.47	13.24	13.26	12.69	
		Stride length (m)	6.24	6.34	6.31	6.41	6.50	6.27	6.18	6.24	5.73	6.03	6.27	6.15	
		Stride duration (s)	0.477	0.482	0.480	0.494	0.497	0.503	0.499	0.478	0.460	0.456	0.473	0.485	
		Stride efficiency (%)	60.90	62.85	62.20	64.15	66.10	61.41	59.62	60.84	51.37	56.88	61.37	59.19	
		Stride count	32.04	31.54	31.70	31.22	30.75	31.90	32.38	32.05	34.88	33.15	31.92	422.46	



Note: Horizontal distance axis grid lines are 200m furlongs.

Disclaimer.

HRNZ and NZMTC and Thoroughbred Ratings Pty Ltd accepts no responsibility for the completeness or accuracy of any of the information contained herein, and makes no representations about its suitability for any particular purpose. Users should make their own judgements about those matters and/or seek independent advice. You assume all risks associated with use of the data provided on this page.



Race Results



June 28, 2020, Race 10, , Distance 2600m, Addington - Survey 3200m

Result	TAB no.	Horse (Barrier)	2600 to	2400m to
11th	3	Makura (7)	2400m	2200m
		Position in running (margin)	-	10(11.7)
		Sectional time (s)	18.35	15.11
		Cumulative time (s)	205.24	186.89
		Speed (m/s)	10.90	13.24
		Stride length (m)	5.00	5.75
		Stride duration (s)	0.449	0.435
		Stride efficiency (%)	39.06	51.73
		Stride count	40.00	34.76

Disclaimer.

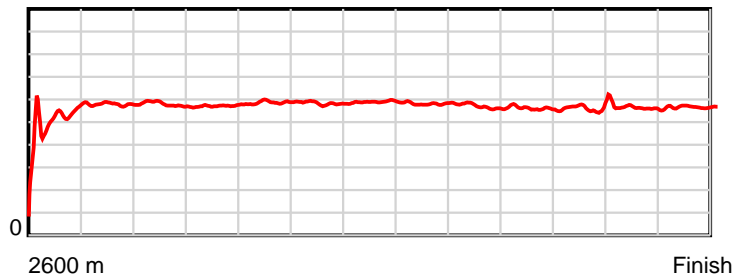
HRNZ and NZMTC and Thoroughbred Ratings Pty Ltd accepts no responsibility for the completeness or accuracy of any of the information contained herein, and makes no representations about its suitability for any particular purpose. Users should make their own judgements about those matters and/or seek independent advice. You assume all risks associated with use of the data provided on this page.

Race Results

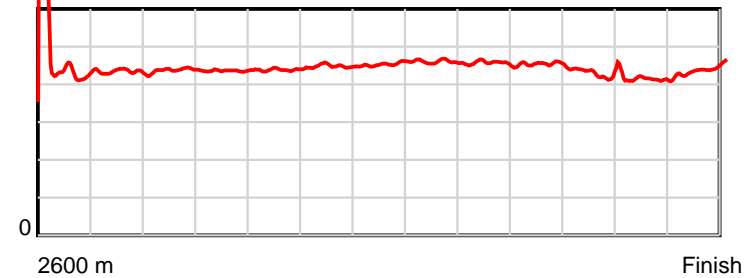
June 28, 2020, Race 10, , Distance 2600m, Addington - Survey 3200m

Result	TAB no.	Horse (Barrier)	2200m to	2000m to	1800m to	1600m to	1400m to	1200m to	1000m to	800m to	600m to	400m to	200m to	Total or	Margin
11th	3	Makura (7)	2000m	1800m	1600m	1400m	1200m	1000m	800m	600m	400m	200m	WP	Average	
		Position in running (margin)	9(12.4)	9(9.3)	8(8.9)	8(8.7)	8(7.0)	8(6.4)	8(6.9)	8(7.4)	8(7.1)	8(6.8)	10(8.6)		17.00
		Sectional time (s)	15.30	15.28	15.21	15.63	15.37	15.89	16.12	16.12	15.79	15.26	15.81		
		Cumulative time (s)	171.78	156.48	141.20	125.99	110.36	94.99	79.10	62.98	46.86	31.07	15.81	3:25.24	
		Speed (m/s)	13.07	13.09	13.15	12.80	13.01	12.59	12.41	12.41	12.67	13.11	12.65	12.67	
		Stride length (m)	5.72	5.71	5.77	5.74	5.90	5.80	5.65	5.63	5.44	5.42	5.59	5.61	
		Stride duration (s)	0.437	0.436	0.439	0.448	0.454	0.460	0.456	0.454	0.429	0.414	0.442	0.443	
		Stride efficiency (%)	51.09	50.89	52.01	51.40	54.41	52.49	49.92	49.54	46.18	45.95	48.78	49.25	
		Stride count	34.98	35.05	34.67	34.87	33.89	34.51	35.39	35.52	36.79	36.88	35.80	463.11	

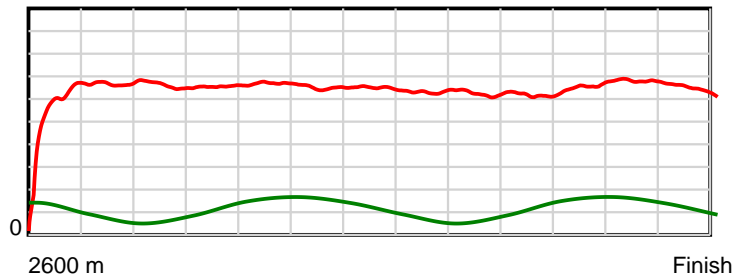
10 m Stride length



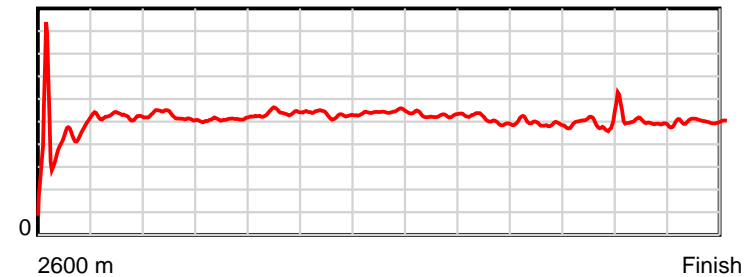
0.6 s Stride duration



20 m/sec Speed



100 % Stride efficiency



Note: Horizontal distance axis grid lines are 200m furlongs.

Disclaimer.

HRNZ and NZMTC and Thoroughbred Ratings Pty Ltd accepts no responsibility for the completeness or accuracy of any of the information contained herein, and makes no representations about its suitability for any particular purpose. Users should make their own judgements about those matters and/or seek independent advice. You assume all risks associated with use of the data provided on this page.



Race Results



June 28, 2020, Race 10, , Distance 2600m, Addington - Survey 3200m

Result	TAB no.	Horse (Barrier)	2600 to	2400m to
12th	13	Girls Let Loos... (4)	2400m	2200m
		Position in running (margin)	-	12(14.0)
		Sectional time (s)	18.81	15.72
		Cumulative time (s)	207.11	188.30
		Speed (m/s)	10.63	12.72
		Stride length (m)	5.59	5.87
		Stride duration (s)	0.467	0.461
		Stride efficiency (%)	48.74	53.88
		Stride count	35.81	34.06

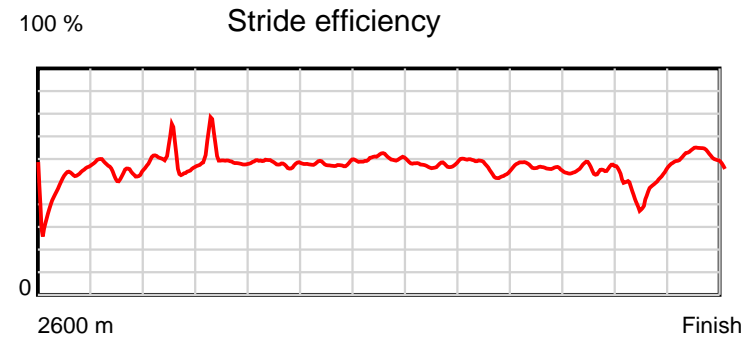
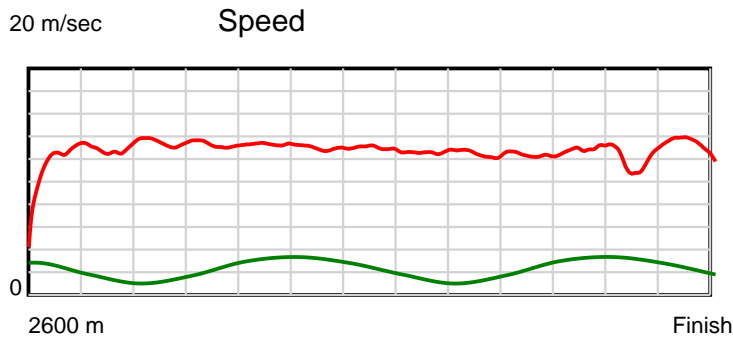
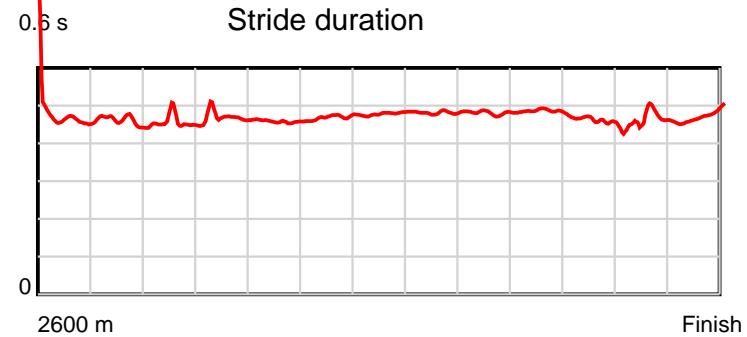
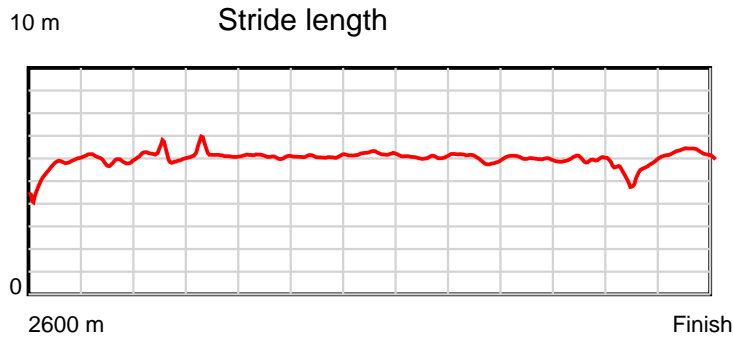
Disclaimer.

HRNZ and NZMTC and Thoroughbred Ratings Pty Ltd accepts no responsibility for the completeness or accuracy of any of the information contained herein, and makes no representations about its suitability for any particular purpose. Users should make their own judgements about those matters and/or seek independent advice. You assume all risks associated with use of the data provided on this page.

Race Results

June 28, 2020, Race 10, , Distance 2600m, Addington - Survey 3200m

Result	TAB no.	Horse (Barrier)	2200m to	2000m to	1800m to	1600m to	1400m to	1200m to	1000m to	800m to	600m to	400m to	200m to	Total or	Margin
12th	13	Girls Let Loos... (4)	2000m	1800m	1600m	1400m	1200m	1000m	800m	600m	400m	200m	WP	Average	
		Position in running (margin)	10(18.3)	10(13.1)	10(11.5)	10(11.1)	10(9.5)	10(8.6)	10(9.8)	10(9.7)	11(9.3)	10(8.2)	13(21.7)		27.40
		Sectional time (s)	14.95	15.06	15.19	15.65	15.32	15.99	16.03	16.10	15.67	17.20	15.42		
		Cumulative time (s)	172.58	157.63	142.57	127.38	111.73	96.41	80.42	64.39	48.29	32.62	15.42	3:27.11	
		Speed (m/s)	13.38	13.28	13.17	12.78	13.05	12.51	12.48	12.42	12.76	11.63	12.97	12.55	
		Stride length (m)	6.07	6.21	6.03	6.00	6.24	6.02	6.00	6.03	5.83	5.29	6.18	5.94	
		Stride duration (s)	0.454	0.468	0.458	0.469	0.478	0.482	0.481	0.485	0.457	0.455	0.476	0.473	
		Stride efficiency (%)	57.63	60.25	56.89	56.24	60.94	56.72	56.17	56.85	53.12	43.77	59.62	55.13	
		Stride count	32.93	32.21	33.15	33.34	32.03	33.20	33.36	33.16	34.30	37.79	32.38	437.72	



Note: Horizontal distance axis grid lines are 200m furlongs.

Disclaimer.

HRNZ and NZMTC and Thoroughbred Ratings Pty Ltd accepts no responsibility for the completeness or accuracy of any of the information contained herein, and makes no representations about its suitability for any particular purpose. Users should make their own judgements about those matters and/or seek independent advice. You assume all risks associated with use of the data provided on this page.



Race Results



June 28, 2020, Race 10, , Distance 2600m, Addington - Survey 3200m

Result	TAB no.	Horse (Barrier)	2600 to	2400m to
13th	5	Idle Moose (10)	2400m	2200m
		Position in running (margin)	-	4(4.4)
		Sectional time (s)	17.16	15.07
		Cumulative time (s)	208.65	191.49
		Speed (m/s)	11.65	13.27
		Stride length (m)	5.65	6.24
		Stride duration (s)	0.483	0.470
		Stride efficiency (%)	49.93	60.83
		Stride count	35.38	32.05

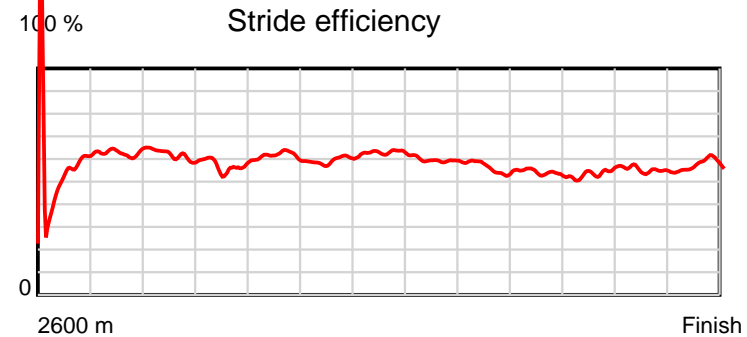
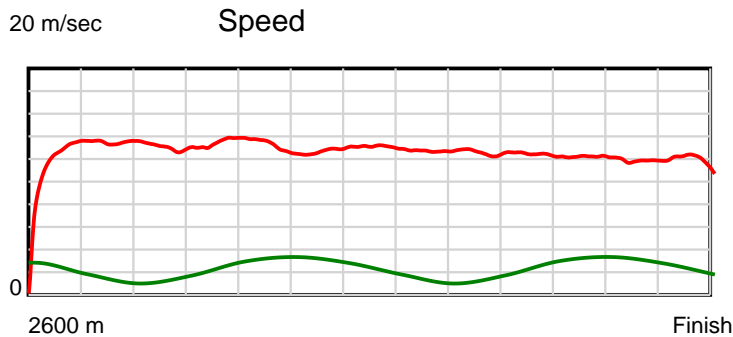
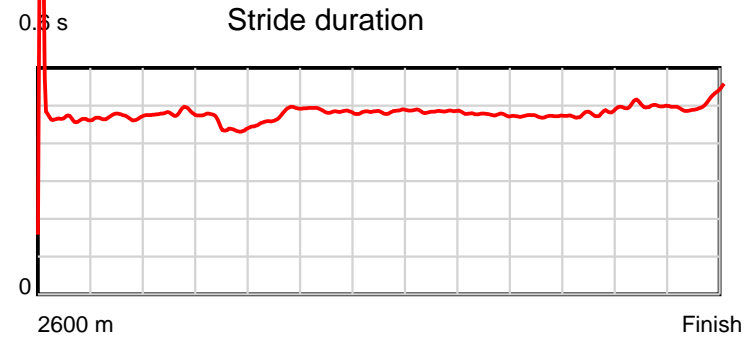
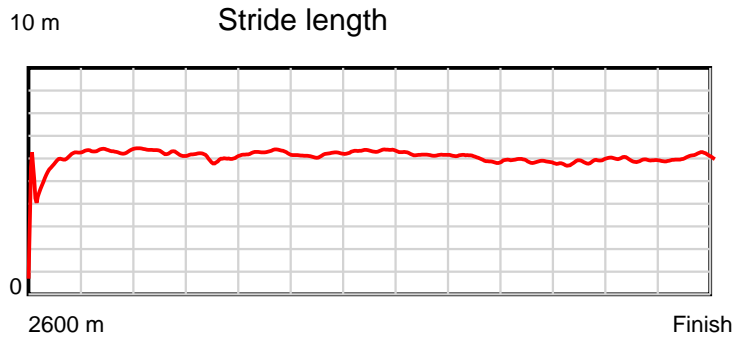
Disclaimer.

HRNZ and NZMTC and Thoroughbred Ratings Pty Ltd accepts no responsibility for the completeness or accuracy of any of the information contained herein, and makes no representations about its suitability for any particular purpose. Users should make their own judgements about those matters and/or seek independent advice. You assume all risks associated with use of the data provided on this page.

Race Results

June 28, 2020, Race 10, , Distance 2600m, Addington - Survey 3200m

Result	TAB no.	Horse (Barrier)	2200m to	2000m to	1800m to	1600m to	1400m to	1200m to	1000m to	800m to	600m to	400m to	200m to	Total or	Margin
13th	5	Idle Moose (10)	2000m	1800m	1600m	1400m	1200m	1000m	800m	600m	400m	200m	WP	Average	
		Position in running (margin)	5(4.8)	4(3.1)	1(0.0)	2(1.2)	2(1.0)	2(0.6)	2(1.4)	2(1.8)	2(2.0)	9(7.9)	12(20.1)		36.00
		Sectional time (s)	15.52	14.82	15.44	15.89	15.40	15.93	16.11	16.20	16.83	16.99	17.29		
		Cumulative time (s)	176.42	160.90	146.08	130.64	114.75	99.35	83.42	67.31	51.11	34.28	17.29	3:28.65	
		Speed (m/s)	12.89	13.50	12.95	12.59	12.99	12.55	12.41	12.35	11.88	11.77	11.57	12.46	
		Stride length (m)	6.19	6.06	6.14	6.11	6.30	6.08	5.91	5.83	5.71	5.89	5.94	6.00	
		Stride duration (s)	0.481	0.449	0.474	0.486	0.485	0.485	0.476	0.472	0.481	0.500	0.514	0.481	
		Stride efficiency (%)	59.95	57.45	58.85	58.32	62.00	57.84	54.59	53.09	51.00	54.18	55.12	56.23	
		Stride count	32.29	32.98	32.59	32.74	31.75	32.87	33.84	34.31	35.01	33.97	33.67	433.45	



Note: Horizontal distance axis grid lines are 200m furlongs.

Disclaimer.

HRNZ and NZMTC and Thoroughbred Ratings Pty Ltd accepts no responsibility for the completeness or accuracy of any of the information contained herein, and makes no representations about its suitability for any particular purpose. Users should make their own judgements about those matters and/or seek independent advice. You assume all risks associated with use of the data provided on this page.



Race Results



June 28, 2020, Race 10, , Distance 2600m, Addington - Survey 3200m

Result	TAB no.	Horse (Barrier)	2600 to	2400m to
14th	11	Mighty Flying ... (0)	2400m	2200m
		Position in running (margin)	-	14(15.3)
		Sectional time (s)	18.96	20.34
		Cumulative time (s)	211.96	193.00
		Speed (m/s)	10.55	9.83
		Stride length (m)	5.14	4.73
		Stride duration (s)	0.454	0.481
		Stride efficiency (%)	41.22	34.97
		Stride count	38.94	42.28

Disclaimer.

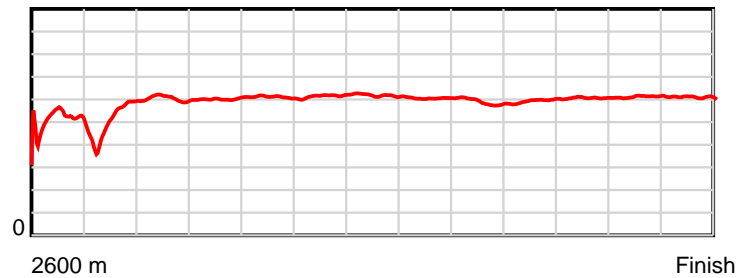
HRNZ and NZMTC and Thoroughbred Ratings Pty Ltd accepts no responsibility for the completeness or accuracy of any of the information contained herein, and makes no representations about its suitability for any particular purpose. Users should make their own judgements about those matters and/or seek independent advice. You assume all risks associated with use of the data provided on this page.

Race Results

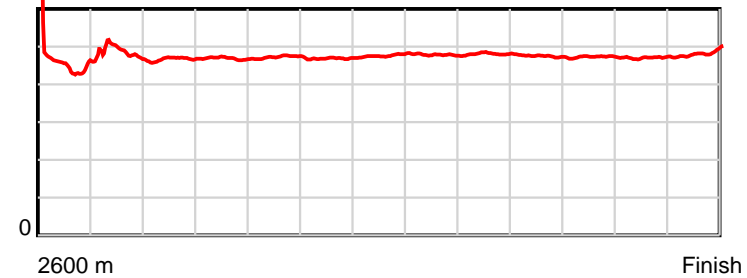
June 28, 2020, Race 10, , Distance 2600m, Addington - Survey 3200m

Result	TAB no.	Horse (Barrier)	2200m to	2000m to	1800m to	1600m to	1400m to	1200m to	1000m to	800m to	600m to	400m to	200m to	Total or	Margin
14th	11	Mighty Flying ... (0)	2000m	1800m	1600m	1400m	1200m	1000m	800m	600m	400m	200m	WP	Average	
		Position in running (margin)	15(47.3)	15(45.6)	15(47.3)	15(49.9)	15(46.0)	15(45.5)	15(45.7)	15(47.8)	15(46.2)	15(45.4)	15(47.8)		54.30
		Sectional time (s)	15.53	15.62	15.67	15.28	15.39	15.84	16.39	15.90	15.72	15.35	15.97		
		Cumulative time (s)	172.66	157.13	141.51	125.84	110.56	95.17	79.33	62.94	47.04	31.32	15.97	3:31.96	
		Speed (m/s)	12.88	12.80	12.76	13.09	13.00	12.63	12.20	12.58	12.72	13.03	12.52	12.27	
		Stride length (m)	6.01	6.01	6.03	6.13	6.20	6.04	5.87	5.97	6.01	6.13	6.07	5.84	
		Stride duration (s)	0.467	0.469	0.472	0.469	0.477	0.478	0.481	0.474	0.473	0.470	0.484	0.476	
		Stride efficiency (%)	56.45	56.39	56.80	58.81	59.99	56.92	53.84	55.65	56.51	58.75	57.48	53.24	
		Stride count	33.28	33.29	33.17	32.60	32.28	33.14	34.07	33.52	33.26	32.62	32.98	445.43	

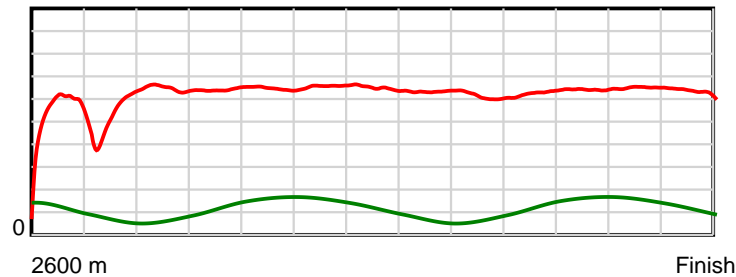
10 m Stride length



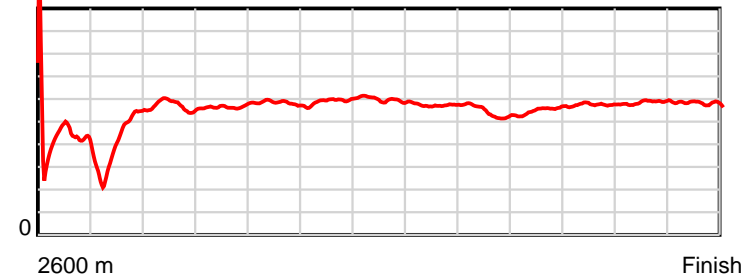
0.5 s Stride duration



20 m/sec Speed



100 % Stride efficiency



Note: Horizontal distance axis grid lines are 200m furlongs.

Disclaimer.

HRNZ and NZMTC and Thoroughbred Ratings Pty Ltd accepts no responsibility for the completeness or accuracy of any of the information contained herein, and makes no representations about its suitability for any particular purpose. Users should make their own judgements about those matters and/or seek independent advice. You assume all risks associated with use of the data provided on this page.



Race Results



June 28, 2020, Race 10, , Distance 2600m, Addington - Survey 3200m

Result	TAB no.	Horse (Barrier)	2600 to	2400m to
15th	4	Springbank Lac... (8)		
		Position in running (margin)		
		Sectional time (s)		
		Cumulative time (s)		
		Speed (m/s)		
		Stride length (m)		
		Stride duration (s)		
		Stride efficiency (%)		
		Stride count		

Disclaimer.

HRNZ and NZMTC and Thoroughbred Ratings Pty Ltd accepts no responsibility for the completeness or accuracy of any of the information contained herein, and makes no representations about its suitability for any particular purpose. Users should make their own judgements about those matters and/or seek independent advice. You assume all risks associated with use of the data provided on this page.




Race Results



June 28, 2020, Race 10, , Distance 2600m, Addington - Survey 3200m

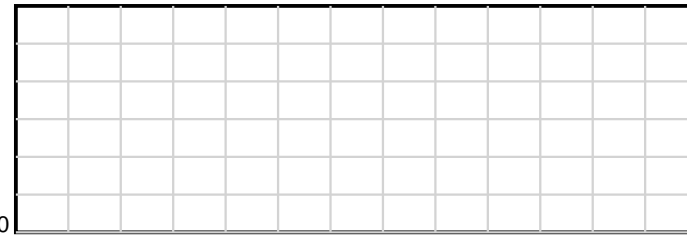
Result	TAB no.	Horse (Barrier)	2200m to	2000m to	1800m to	1600m to	1400m to	1200m to	1000m to	800m to	600m to	400m to	200m to	Total or	Margin
15th	4	Springbank Lac... (8)													
		Position in running (margin)													
		Sectional time (s)													
		Cumulative time (s)													
		Speed (m/s)													
		Stride length (m)													
		Stride duration (s)													
		Stride efficiency (%)													
		Stride count													

10 m Stride length



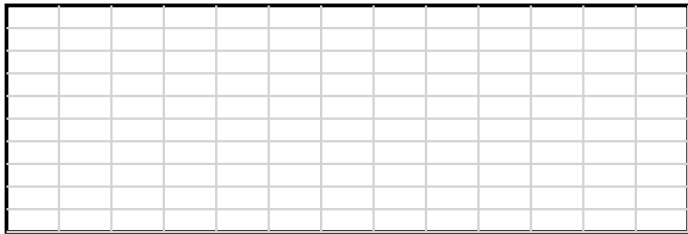
2600 m Finish

0.6 s Stride duration




2600 m Finish

20 m/sec Speed



2600 m Finish

100 % Stride efficiency



2600 m Finish

Note: Horizontal distance axis grid lines are 200m furlongs.

Disclaimer.

HRNZ and NZMTC and Thoroughbred Ratings Pty Ltd accepts no responsibility for the completeness or accuracy of any of the information contained herein, and makes no representations about its suitability for any particular purpose. Users should make their own judgements about those matters and/or seek independent advice. You assume all risks associated with use of the data provided on this page.



Race Results



June 28, 2020, Race 10, , Distance 2600m, Addington - Survey 3200m

Result	TAB no.	Horse (Barrier)	2600 to	2400m to
16th	16	Winning Bones (11)	2400m	2200m
		Position in running (margin)	-	11(13.2)
		Sectional time (s)	18.72	15.85
		Cumulative time (s)	213.72	195.00
		Speed (m/s)	10.68	12.62
		Stride length (m)	5.72	5.63
		Stride duration (s)	0.467	0.446
		Stride efficiency (%)	51.12	49.50
		Stride count	34.97	35.53

Disclaimer.

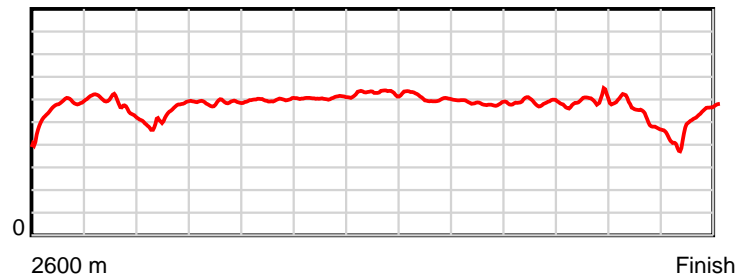
HRNZ and NZMTC and Thoroughbred Ratings Pty Ltd accepts no responsibility for the completeness or accuracy of any of the information contained herein, and makes no representations about its suitability for any particular purpose. Users should make their own judgements about those matters and/or seek independent advice. You assume all risks associated with use of the data provided on this page.

Race Results

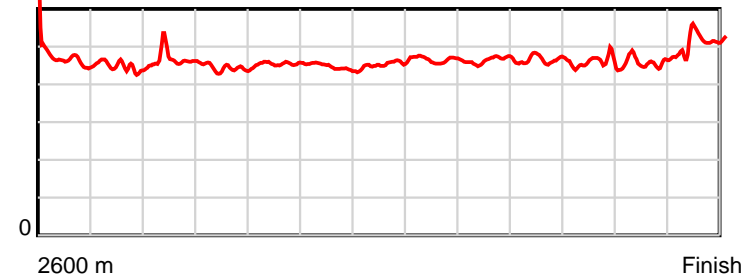
June 28, 2020, Race 10, , Distance 2600m, Addington - Survey 3200m

Result	TAB no.	Horse (Barrier)	2200m to	2000m to	1800m to	1600m to	1400m to	1200m to	1000m to	800m to	600m to	400m to	200m to	Total or	Margin
16th	16	Winning Bones (11)	2000m	1800m	1600m	1400m	1200m	1000m	800m	600m	400m	200m	WP	Average	
		Position in running (margin)	11(18.3)	14(30.8)	14(29.2)	14(29.3)	14(22.3)	14(16.4)	13(13.5)	13(13.2)	14(11.7)	14(11.4)	14(31.5)		64.10
		Sectional time (s)	17.89	15.07	15.26	14.75	14.48	15.32	15.99	15.92	15.78	18.31	20.38		
		Cumulative time (s)	179.15	161.26	146.19	130.93	116.18	101.70	86.38	70.39	54.47	38.69	20.38	3:33.72	
		Speed (m/s)	11.18	13.27	13.11	13.56	13.81	13.05	12.51	12.56	12.67	10.92	9.81	12.17	
		Stride length (m)	5.18	5.87	5.96	6.04	6.28	6.07	5.79	5.85	5.73	5.02	5.00	5.68	
		Stride duration (s)	0.464	0.443	0.455	0.445	0.455	0.465	0.463	0.465	0.452	0.459	0.509	0.467	
		Stride efficiency (%)	42.00	53.88	55.49	56.97	61.62	57.58	52.46	53.43	51.36	39.32	39.04	50.34	
		Stride count	38.58	34.06	33.56	33.12	31.85	32.95	34.52	34.20	34.89	39.87	40.01	458.11	

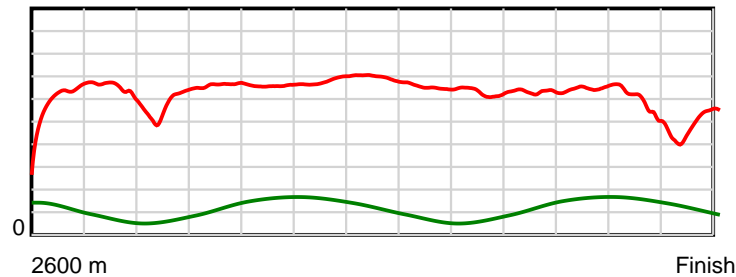
10 m Stride length



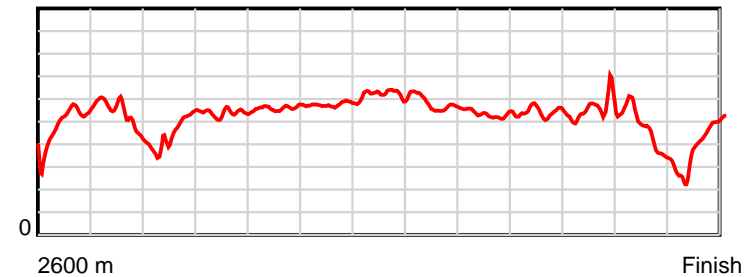
0.6 s Stride duration



20 m/sec Speed



100 % Stride efficiency



Note: Horizontal distance axis grid lines are 200m furlongs.

Disclaimer.

HRNZ and NZMTC and Thoroughbred Ratings Pty Ltd accepts no responsibility for the completeness or accuracy of any of the information contained herein, and makes no representations about its suitability for any particular purpose. Users should make their own judgements about those matters and/or seek independent advice. You assume all risks associated with use of the data provided on this page.



Race Results



June 28, 2020, Race 11, CONCRETE BROTHERS MOBILE PACE, Distance 2600m, Addington - Survey 3200m

Result	TAB no.	Horse (Barrier)	2600 to	2400m to
1st	5	Adam Patron (5)	2400m	2200m
		Position in running (margin)	-	1(0.0)
		Sectional time (s)	12.89	14.68
		Cumulative time (s)	196.24	183.35
		Speed (m/s)	15.51	13.62
		Stride length (m)	6.97	6.84
		Stride duration (s)	0.448	0.502
		Stride efficiency (%)	75.89	73.16
		Stride count	28.70	29.23

Disclaimer.

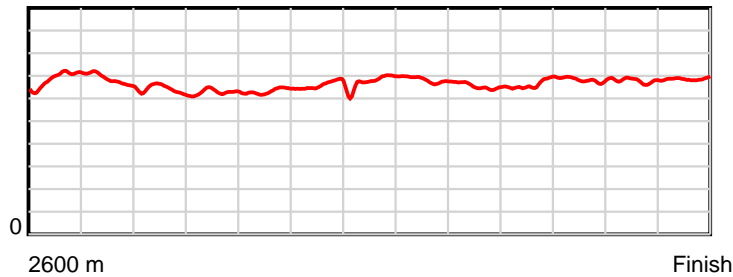
HRNZ and NZMTC and Thoroughbred Ratings Pty Ltd accepts no responsibility for the completeness or accuracy of any of the information contained herein, and makes no representations about its suitability for any particular purpose. Users should make their own judgements about those matters and/or seek independent advice. You assume all risks associated with use of the data provided on this page.

Race Results

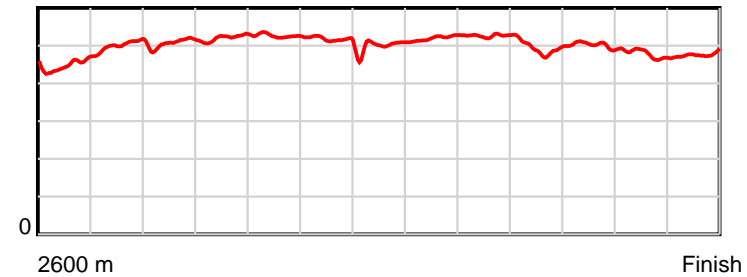
June 28, 2020, Race 11, CONCRETE BROTHERS MOBILE PACE, Distance 2600m, Addington - Survey 3200m

Result	TAB no.	Horse (Barrier)	2200m to	2000m to	1800m to	1600m to	1400m to	1200m to	1000m to	800m to	600m to	400m to	200m to	Total or	Margin
1st	5	Adam Patron (5)	2000m	1800m	1600m	1400m	1200m	1000m	800m	600m	400m	200m	WP	Average	
		Position in running (margin)	1(0.0)	2(0.8)	2(2.2)	2(1.5)	2(1.8)	3(2.3)	2(1.7)	3(1.4)	4(2.1)	3(1.9)	3(1.0)		0.00
		Sectional time (s)	15.80	16.51	16.60	15.72	14.81	15.25	15.94	14.95	14.76	14.34	13.99		
		Cumulative time (s)	168.67	152.87	136.36	119.76	104.04	89.23	73.98	58.04	43.09	28.33	13.99	3:16.24	
		Speed (m/s)	12.66	12.11	12.05	12.72	13.50	13.11	12.55	13.38	13.55	13.95	14.30	13.25	
		Stride length (m)	6.41	6.30	6.34	6.60	6.71	6.82	6.60	6.61	6.79	6.66	6.83	6.65	
		Stride duration (s)	0.507	0.520	0.526	0.518	0.497	0.520	0.526	0.494	0.501	0.478	0.478	0.502	
		Stride efficiency (%)	64.25	62.09	62.74	67.97	70.36	72.78	68.11	68.35	72.14	69.30	72.87	69.05	
		Stride count	31.19	31.73	31.56	30.32	29.81	29.31	30.29	30.24	29.43	30.03	29.29	391.13	

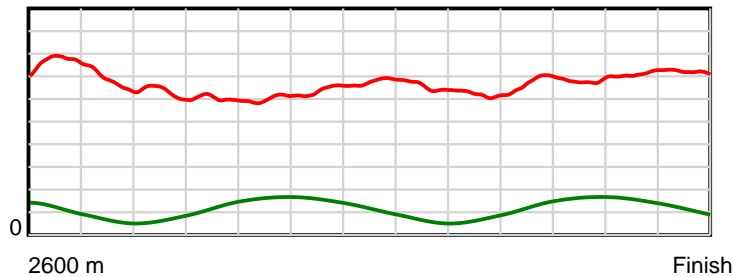
10 m Stride length



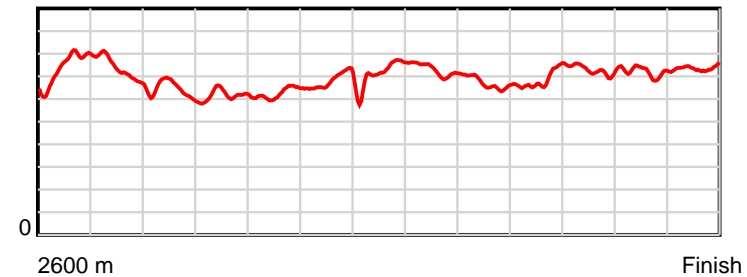
0.6 s Stride duration



20 m/sec Speed



100 % Stride efficiency



Note: Horizontal distance axis grid lines are 200m furlongs.

Disclaimer.

HRNZ and NZMTC and Thoroughbred Ratings Pty Ltd accepts no responsibility for the completeness or accuracy of any of the information contained herein, and makes no representations about its suitability for any particular purpose. Users should make their own judgements about those matters and/or seek independent advice. You assume all risks associated with use of the data provided on this page.



Race Results



June 28, 2020, Race 11, CONCRETE BROTHERS MOBILE PACE, Distance 2600m, Addington - Survey 3200m

Result	TAB no.	Horse (Barrier)	2600 to	2400m to
2nd	8	Kayla Maguire (8)	2400m	2200m
		Position in running (margin)	-	4(2.8)
		Sectional time (s)	13.54	14.71
		Cumulative time (s)	196.76	183.22
		Speed (m/s)	14.77	13.60
		Stride length (m)	8.97	8.07
		Stride duration (s)	0.597	0.593
		Stride efficiency (%)	125.62	101.70
		Stride count	22.31	24.79

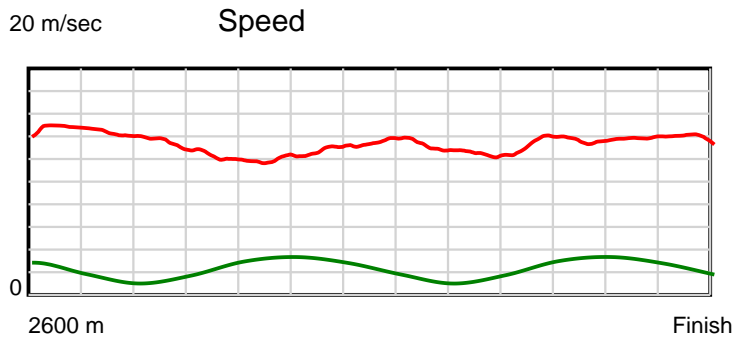
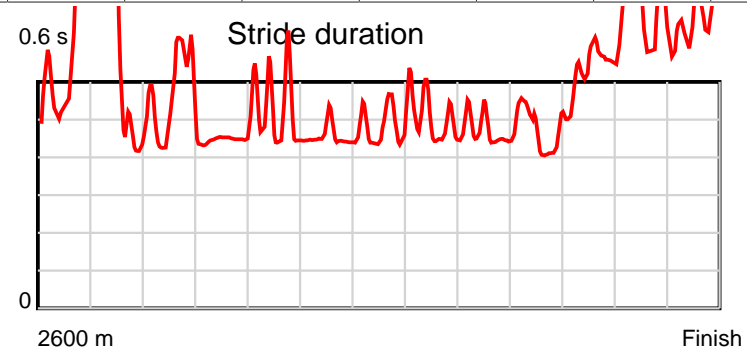
Disclaimer.

HRNZ and NZMTC and Thoroughbred Ratings Pty Ltd accepts no responsibility for the completeness or accuracy of any of the information contained herein, and makes no representations about its suitability for any particular purpose. Users should make their own judgements about those matters and/or seek independent advice. You assume all risks associated with use of the data provided on this page.

Race Results

June 28, 2020, Race 11, CONCRETE BROTHERS MOBILE PACE, Distance 2600m, Addington - Survey 3200m

Result	TAB no.	Horse (Barrier)	2200m to	2000m to	1800m to	1600m to	1400m to	1200m to	1000m to	800m to	600m to	400m to	200m to	Total or	Margin
2nd	8	Kayla Maguire (8)	2000m	1800m	1600m	1400m	1200m	1000m	800m	600m	400m	200m	WP	Average	
		Position in running (margin)	4(2.9)	1(0.0)	1(0.0)	1(0.0)	1(0.0)	1(0.0)	1(0.0)	1(0.0)	2(0.6)	1(0.0)	2(0.2)		2.90
		Sectional time (s)	15.18	16.28	16.70	15.68	14.72	15.34	15.99	14.92	14.70	14.54	14.46		
		Cumulative time (s)	168.51	153.33	137.05	120.35	104.67	89.95	74.61	58.62	43.70	29.00	14.46	3:16.76	
		Speed (m/s)	13.18	12.29	11.98	12.76	13.59	13.04	12.51	13.40	13.61	13.76	13.83	13.21	
		Stride length (m)	6.54	5.69	5.75	5.72	6.29	6.06	5.76	6.02	8.20	8.51	9.34	6.76	
		Stride duration (s)	0.496	0.463	0.480	0.449	0.463	0.465	0.460	0.449	0.603	0.618	0.676	0.512	
		Stride efficiency (%)	66.82	50.54	51.61	51.22	61.77	57.40	51.79	56.72	105.20	113.06	136.40	71.40	
		Stride count	30.59	35.17	34.80	34.93	31.81	33.00	34.74	33.20	24.38	23.51	21.41	384.64	



Note: Horizontal distance axis grid lines are 200m furlongs.

Disclaimer.

HRNZ and NZMTC and Thoroughbred Ratings Pty Ltd accepts no responsibility for the completeness or accuracy of any of the information contained herein, and makes no representations about its suitability for any particular purpose. Users should make their own judgements about those matters and/or seek independent advice. You assume all risks associated with use of the data provided on this page.



Race Results



June 28, 2020, Race 11, CONCRETE BROTHERS MOBILE PACE, Distance 2600m, Addington - Survey 3200m

Result	TAB no.	Horse (Barrier)	2600 to	2400m to
3rd	9	Magicol Ideal (9)	2400m	2200m
		Position in running (margin)	-	13(7.2)
		Sectional time (s)	14.15	15.36
		Cumulative time (s)	197.02	182.87
		Speed (m/s)	14.13	13.02
		Stride length (m)	6.54	6.15
		Stride duration (s)	0.460	0.473
		Stride efficiency (%)	66.92	59.14
		Stride count	30.56	32.51

Disclaimer.

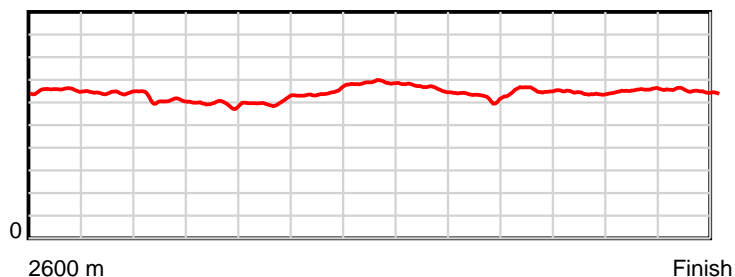
HRNZ and NZMTC and Thoroughbred Ratings Pty Ltd accepts no responsibility for the completeness or accuracy of any of the information contained herein, and makes no representations about its suitability for any particular purpose. Users should make their own judgements about those matters and/or seek independent advice. You assume all risks associated with use of the data provided on this page.

Race Results

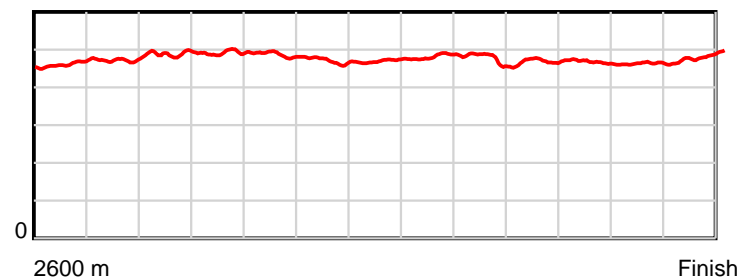
June 28, 2020, Race 11, CONCRETE BROTHERS MOBILE PACE, Distance 2600m, Addington - Survey 3200m

Result	TAB no.	Horse (Barrier)	2200m to	2000m to	1800m to	1600m to	1400m to	1200m to	1000m to	800m to	600m to	400m to	200m to	Total or	Margin
3rd	9	Magicol Ideal (9)	2000m	1800m	1600m	1400m	1200m	1000m	800m	600m	400m	200m	WP	Average	
		Position in running (margin)	13(11.2)	13(14.7)	12(17.0)	12(15.6)	12(11.4)	9(5.8)	7(4.9)	5(2.3)	1(0.0)	2(0.4)	1(0.0)		4.30
		Sectional time (s)	16.24	16.66	16.47	14.98	13.80	15.18	15.57	14.44	14.86	14.43	14.88		
		Cumulative time (s)	167.51	151.27	134.61	118.14	103.16	89.36	74.18	58.61	44.17	29.31	14.88	3:17.02	
		Speed (m/s)	12.32	12.00	12.14	13.35	14.49	13.18	12.85	13.85	13.46	13.86	13.44	13.20	
		Stride length (m)	6.03	5.90	5.91	6.28	6.82	6.35	6.09	6.51	6.27	6.42	6.50	6.28	
		Stride duration (s)	0.489	0.492	0.487	0.471	0.470	0.482	0.474	0.470	0.466	0.463	0.483	0.476	
		Stride efficiency (%)	56.73	54.43	54.60	61.64	72.58	62.98	57.92	66.33	61.52	64.35	66.00	61.62	
		Stride count	33.19	33.89	33.83	31.84	29.35	31.50	32.85	30.70	31.87	31.17	30.77	414.03	

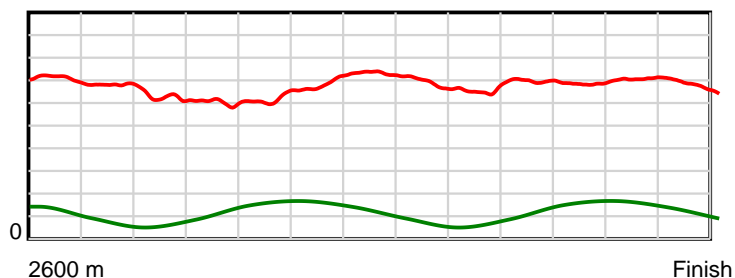
10 m Stride length



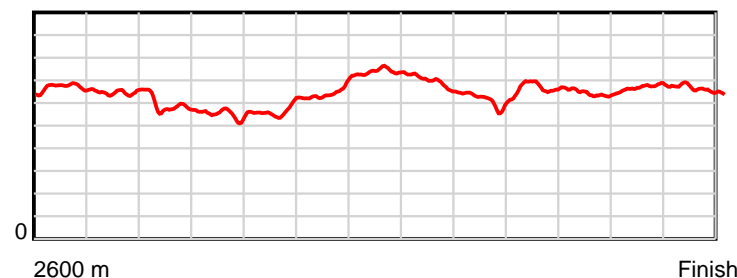
0.6 s Stride duration



20 m/sec Speed



100 % Stride efficiency



Note: Horizontal distance axis grid lines are 200m furlongs.

Disclaimer.

HRNZ and NZMTC and Thoroughbred Ratings Pty Ltd accepts no responsibility for the completeness or accuracy of any of the information contained herein, and makes no representations about its suitability for any particular purpose. Users should make their own judgements about those matters and/or seek independent advice. You assume all risks associated with use of the data provided on this page.



Race Results



June 28, 2020, Race 11, CONCRETE BROTHERS MOBILE PACE, Distance 2600m, Addington - Survey 3200m

Result	TAB no.	Horse (Barrier)	2600 to	2400m to
4th	11	Magical Matty (10)	2400m	2200m
		Position in running (margin)	-	8(3.6)
		Sectional time (s)	13.49	14.77
		Cumulative time (s)	197.24	183.75
		Speed (m/s)	14.82	13.54
		Stride length (m)	6.09	5.95
		Stride duration (s)	0.400	0.439
		Stride efficiency (%)	58.04	55.30
		Stride count	32.82	33.62

Disclaimer.

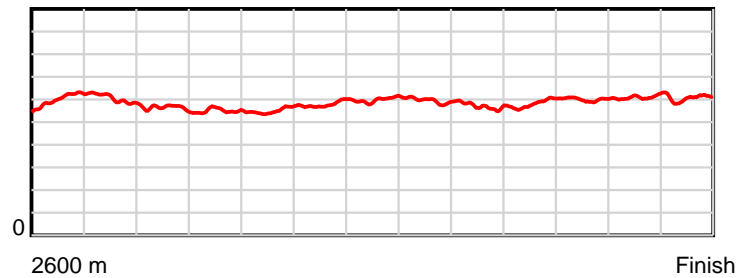
HRNZ and NZMTC and Thoroughbred Ratings Pty Ltd accepts no responsibility for the completeness or accuracy of any of the information contained herein, and makes no representations about its suitability for any particular purpose. Users should make their own judgements about those matters and/or seek independent advice. You assume all risks associated with use of the data provided on this page.

Race Results

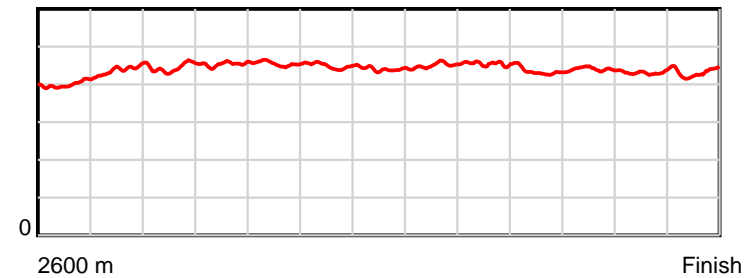
June 28, 2020, Race 11, CONCRETE BROTHERS MOBILE PACE, Distance 2600m, Addington - Survey 3200m

Result	TAB no.	Horse (Barrier)	2200m to	2000m to	1800m to	1600m to	1400m to	1200m to	1000m to	800m to	600m to	400m to	200m to	Total or	Margin
4th	11	Magical Matty (10)	2000m	1800m	1600m	1400m	1200m	1000m	800m	600m	400m	200m	WP	Average	
		Position in running (margin)	6(4.1)	6(4.9)	6(6.2)	6(5.5)	6(5.5)	8(5.7)	8(5.8)	10(5.4)	11(6.2)	6(5.8)	5(4.3)		5.60
		Sectional time (s)	15.80	16.51	16.58	15.68	14.76	15.35	15.93	14.97	14.73	14.25	14.42		
		Cumulative time (s)	168.98	153.18	136.67	120.09	104.41	89.65	74.30	58.37	43.40	28.67	14.42	3:17.24	
		Speed (m/s)	12.66	12.11	12.06	12.76	13.55	13.03	12.55	13.36	13.58	14.04	13.87	13.18	
		Stride length (m)	5.63	5.50	5.48	5.73	5.98	5.86	5.70	5.80	5.98	6.05	5.99	5.82	
		Stride duration (s)	0.445	0.454	0.455	0.449	0.441	0.450	0.454	0.434	0.440	0.431	0.432	0.442	
		Stride efficiency (%)	49.52	47.24	46.98	51.34	55.79	53.75	50.80	52.64	55.86	57.16	56.14	52.93	
		Stride count	35.53	36.38	36.48	34.89	33.47	34.10	35.08	34.46	33.45	33.07	33.37	446.72	

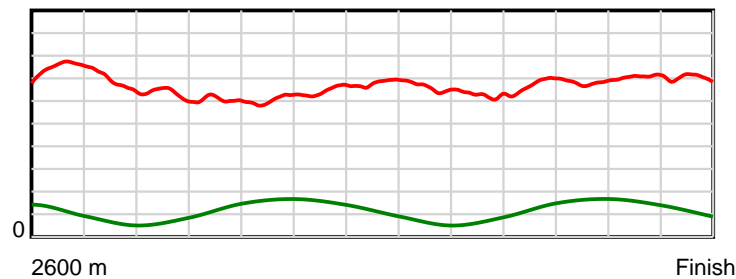
10 m Stride length



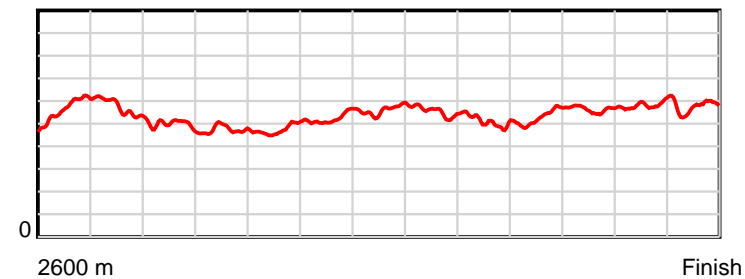
0.6 s Stride duration



20 m/sec Speed



100 % Stride efficiency



Note: Horizontal distance axis grid lines are 200m furlongs.

Disclaimer.

HRNZ and NZMTC and Thoroughbred Ratings Pty Ltd accepts no responsibility for the completeness or accuracy of any of the information contained herein, and makes no representations about its suitability for any particular purpose. Users should make their own judgements about those matters and/or seek independent advice. You assume all risks associated with use of the data provided on this page.



Race Results



June 28, 2020, Race 11, CONCRETE BROTHERS MOBILE PACE, Distance 2600m, Addington - Survey 3200m

Result	TAB no.	Horse (Barrier)	2600 to	2400m to
5th	3	Playboy Prince (3)	2400m	2200m
		Position in running (margin)	-	6(3.1)
		Sectional time (s)	13.57	14.61
		Cumulative time (s)	197.49	183.92
		Speed (m/s)	14.73	13.69
		Stride length (m)	6.23	6.13
		Stride duration (s)	0.414	0.448
		Stride efficiency (%)	60.57	58.64
		Stride count	32.13	32.65

Disclaimer.

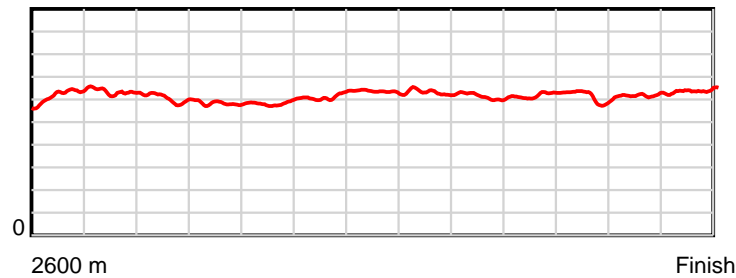
HRNZ and NZMTC and Thoroughbred Ratings Pty Ltd accepts no responsibility for the completeness or accuracy of any of the information contained herein, and makes no representations about its suitability for any particular purpose. Users should make their own judgements about those matters and/or seek independent advice. You assume all risks associated with use of the data provided on this page.

Race Results

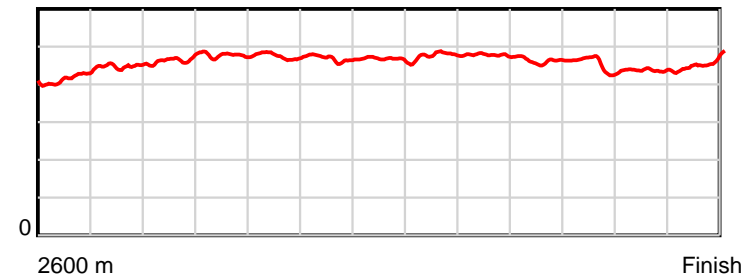
June 28, 2020, Race 11, CONCRETE BROTHERS MOBILE PACE, Distance 2600m, Addington - Survey 3200m

Result	TAB no.	Horse (Barrier)	2200m to	2000m to	1800m to	1600m to	1400m to	1200m to	1000m to	800m to	600m to	400m to	200m to	Total or	Margin
5th	3	Playboy Prince (3)	2000m	1800m	1600m	1400m	1200m	1000m	800m	600m	400m	200m	WP	Average	
		Position in running (margin)	3(2.7)	3(2.6)	3(3.8)	3(3.8)	3(2.8)	4(3.4)	5(3.9)	6(3.0)	7(3.8)	7(5.9)	6(5.6)		7.00
		Sectional time (s)	15.65	16.49	16.69	15.52	14.83	15.41	15.84	14.97	15.14	14.45	14.32		
		Cumulative time (s)	169.31	153.66	137.17	120.48	104.96	90.13	74.72	58.88	43.91	28.77	14.32	3:17.49	
		Speed (m/s)	12.78	12.13	11.98	12.89	13.49	12.98	12.63	13.36	13.21	13.84	13.97	13.16	
		Stride length (m)	5.93	5.78	5.69	6.04	6.29	6.19	6.03	6.17	5.96	6.04	6.39	6.06	
		Stride duration (s)	0.464	0.477	0.475	0.469	0.467	0.477	0.477	0.462	0.451	0.436	0.457	0.460	
		Stride efficiency (%)	55.02	52.25	50.55	56.97	61.88	59.97	56.80	59.50	55.56	57.04	63.81	57.41	
		Stride count	33.71	34.59	35.16	33.12	31.78	32.28	33.17	32.41	33.54	33.10	31.30	428.94	

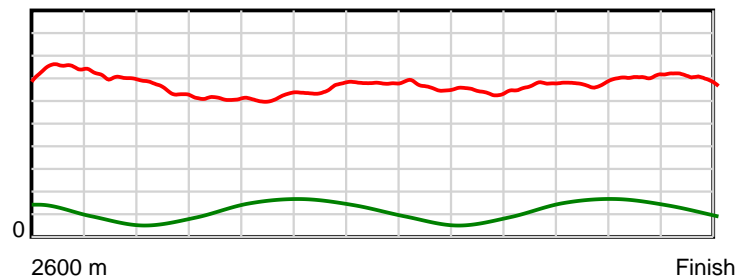
10 m Stride length



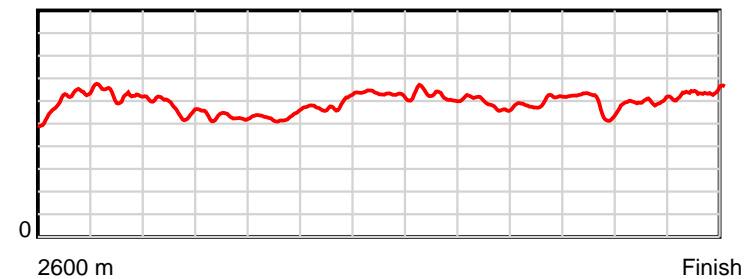
0.6 s Stride duration



20 m/sec Speed



100 % Stride efficiency



Note: Horizontal distance axis grid lines are 200m furlongs.

Disclaimer.

HRNZ and NZMTC and Thoroughbred Ratings Pty Ltd accepts no responsibility for the completeness or accuracy of any of the information contained herein, and makes no representations about its suitability for any particular purpose. Users should make their own judgements about those matters and/or seek independent advice. You assume all risks associated with use of the data provided on this page.



Race Results



June 28, 2020, Race 11, CONCRETE BROTHERS MOBILE PACE, Distance 2600m, Addington - Survey 3200m

Result	TAB no.	Horse (Barrier)	2600 to	2400m to
6th	1	Loissonya (1)	2400m	2200m
		Position in running (margin)	-	3(1.8)
		Sectional time (s)	13.18	14.77
		Cumulative time (s)	197.51	184.33
		Speed (m/s)	15.17	13.54
		Stride length (m)	6.02	5.87
		Stride duration (s)	0.395	0.434
		Stride efficiency (%)	56.57	53.89
		Stride count	33.24	34.06

Disclaimer.

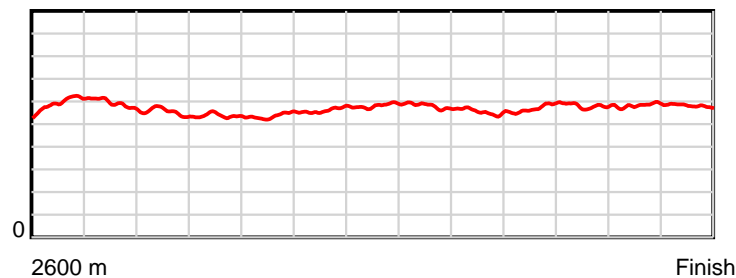
HRNZ and NZMTC and Thoroughbred Ratings Pty Ltd accepts no responsibility for the completeness or accuracy of any of the information contained herein, and makes no representations about its suitability for any particular purpose. Users should make their own judgements about those matters and/or seek independent advice. You assume all risks associated with use of the data provided on this page.

Race Results

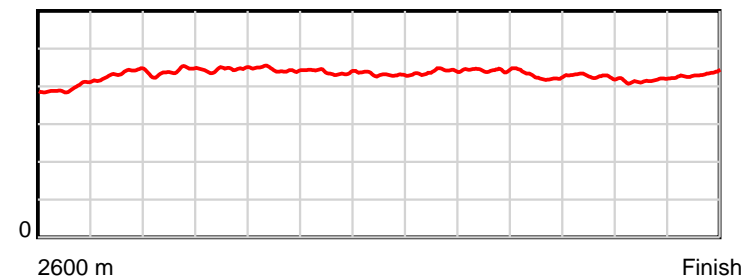
June 28, 2020, Race 11, CONCRETE BROTHERS MOBILE PACE, Distance 2600m, Addington - Survey 3200m

Result	TAB no.	Horse (Barrier)	2200m to	2000m to	1800m to	1600m to	1400m to	1200m to	1000m to	800m to	600m to	400m to	200m to	Total or	Margin
6th	1	Loissonya (1)	2000m	1800m	1600m	1400m	1200m	1000m	800m	600m	400m	200m	WP	Average	
		Position in running (margin)	2(2.3)	4(3.2)	4(4.4)	4(3.9)	4(3.7)	6(4.2)	6(3.9)	7(3.9)	8(4.3)	4(4.3)	4(3.2)		7.10
		Sectional time (s)	15.81	16.49	16.63	15.64	14.80	15.30	15.99	14.88	14.80	14.31	14.91		
		Cumulative time (s)	169.56	153.75	137.26	120.63	104.99	90.19	74.89	58.90	44.02	29.22	14.91	3:17.51	
		Speed (m/s)	12.65	12.13	12.03	12.79	13.51	13.07	12.51	13.44	13.51	13.98	13.41	13.16	
		Stride length (m)	5.56	5.40	5.35	5.60	5.83	5.74	5.55	5.74	5.77	5.81	5.79	5.69	
		Stride duration (s)	0.440	0.445	0.445	0.438	0.432	0.439	0.443	0.427	0.427	0.416	0.432	0.432	
		Stride efficiency (%)	48.33	45.57	44.70	49.06	53.16	51.40	48.05	51.55	51.96	52.69	52.46	50.56	
		Stride count	35.96	37.04	37.39	35.70	34.29	34.87	36.07	34.82	34.68	34.44	34.52	457.08	

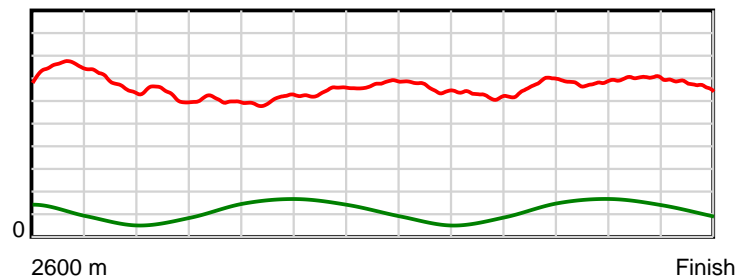
10 m Stride length



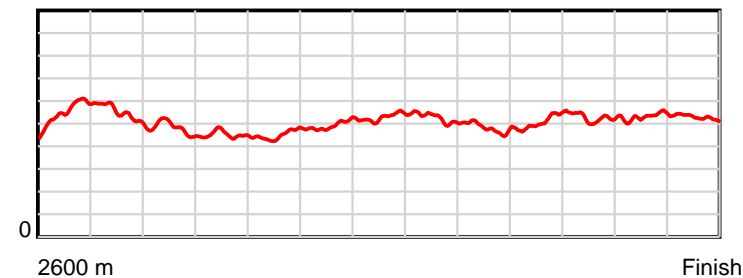
0.6 s Stride duration



20 m/sec Speed



100 % Stride efficiency



Note: Horizontal distance axis grid lines are 200m furlongs.

Disclaimer.

HRNZ and NZMTC and Thoroughbred Ratings Pty Ltd accepts no responsibility for the completeness or accuracy of any of the information contained herein, and makes no representations about its suitability for any particular purpose. Users should make their own judgements about those matters and/or seek independent advice. You assume all risks associated with use of the data provided on this page.



Race Results



June 28, 2020, Race 11, CONCRETE BROTHERS MOBILE PACE, Distance 2600m, Addington - Survey 3200m

Result	TAB no.	Horse (Barrier)	2600 to	2400m to
7th	13	Speciale Uno (12)	2400m	2200m
		Position in running (margin)	-	12(7.1)
		Sectional time (s)	14.09	15.10
		Cumulative time (s)	197.98	183.89
		Speed (m/s)	14.19	13.25
		Stride length (m)	6.11	5.70
		Stride duration (s)	0.418	0.430
		Stride efficiency (%)	58.34	50.83
		Stride count	32.73	35.07

Disclaimer.

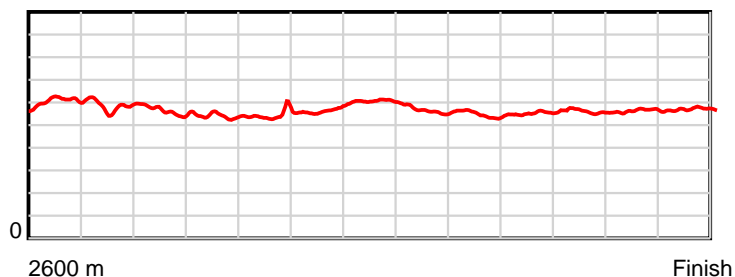
HRNZ and NZMTC and Thoroughbred Ratings Pty Ltd accepts no responsibility for the completeness or accuracy of any of the information contained herein, and makes no representations about its suitability for any particular purpose. Users should make their own judgements about those matters and/or seek independent advice. You assume all risks associated with use of the data provided on this page.

Race Results

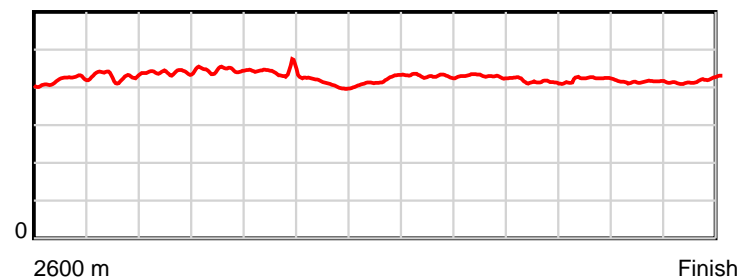
June 28, 2020, Race 11, CONCRETE BROTHERS MOBILE PACE, Distance 2600m, Addington - Survey 3200m

Result	TAB no.	Horse (Barrier)	2200m to	2000m to	1800m to	1600m to	1400m to	1200m to	1000m to	800m to	600m to	400m to	200m to	Total or	Margin
7th	13	Speciale Uno (12)	2000m	1800m	1600m	1400m	1200m	1000m	800m	600m	400m	200m	WP	Average	
		Position in running (margin)	12(9.6)	10(10.4)	10(12.4)	10(11.6)	8(7.0)	2(1.2)	3(1.9)	2(1.1)	3(2.1)	5(4.8)	7(6.9)		9.70
		Sectional time (s)	15.80	16.62	16.57	14.90	13.77	15.45	15.87	14.98	15.25	14.85	14.73		
		Cumulative time (s)	168.79	152.99	136.37	119.80	104.90	91.13	75.68	59.81	44.83	29.58	14.73	3:17.98	
		Speed (m/s)	12.66	12.03	12.07	13.42	14.52	12.94	12.60	13.35	13.11	13.47	13.58	13.13	
		Stride length (m)	5.56	5.37	5.31	5.50	6.10	5.56	5.41	5.54	5.52	5.58	5.68	5.60	
		Stride duration (s)	0.439	0.446	0.440	0.410	0.420	0.430	0.429	0.415	0.421	0.414	0.419	0.427	
		Stride efficiency (%)	48.36	45.09	43.98	47.29	58.14	48.38	45.74	47.90	47.60	48.69	50.47	49.04	
		Stride count	35.95	37.23	37.70	36.36	32.79	35.95	36.97	36.13	36.24	35.83	35.19	464.14	

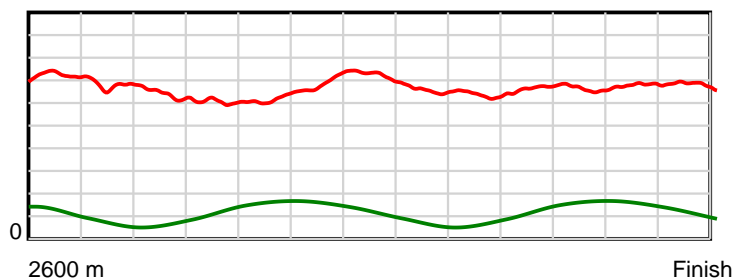
10 m Stride length



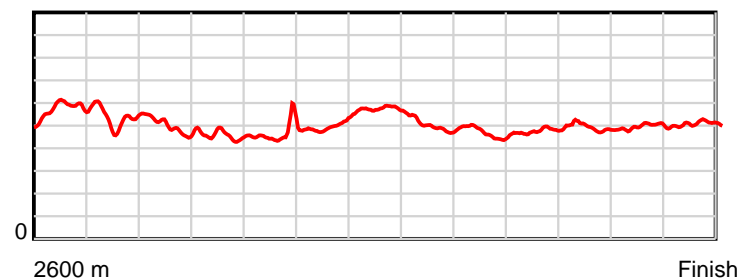
0.6 s Stride duration



20 m/sec Speed



100 % Stride efficiency



Note: Horizontal distance axis grid lines are 200m furlongs.

Disclaimer.

HRNZ and NZMTC and Thoroughbred Ratings Pty Ltd accepts no responsibility for the completeness or accuracy of any of the information contained herein, and makes no representations about its suitability for any particular purpose. Users should make their own judgements about those matters and/or seek independent advice. You assume all risks associated with use of the data provided on this page.



Race Results



June 28, 2020, Race 11, CONCRETE BROTHERS MOBILE PACE, Distance 2600m, Addington - Survey 3200m

Result	TAB no.	Horse (Barrier)	2600 to	2400m to
8th	14	Star Reactor (13)	2400m	2200m
		Position in running (margin)	-	9(5.1)
		Sectional time (s)	13.85	15.04
		Cumulative time (s)	198.02	184.17
		Speed (m/s)	14.44	13.30
		Stride length (m)	6.53	6.15
		Stride duration (s)	0.437	0.462
		Stride efficiency (%)	66.53	59.07
		Stride count	30.65	32.53

Disclaimer.

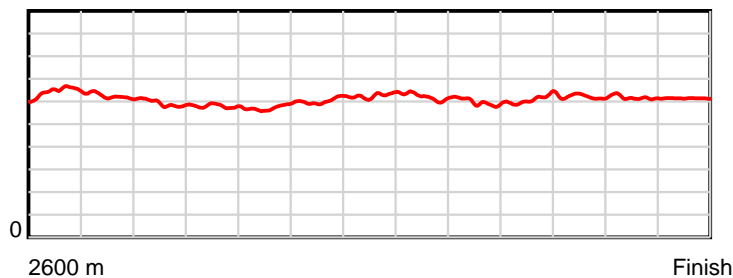
HRNZ and NZMTC and Thoroughbred Ratings Pty Ltd accepts no responsibility for the completeness or accuracy of any of the information contained herein, and makes no representations about its suitability for any particular purpose. Users should make their own judgements about those matters and/or seek independent advice. You assume all risks associated with use of the data provided on this page.

Race Results

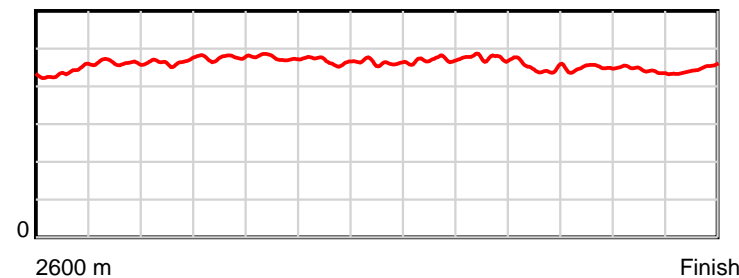
June 28, 2020, Race 11, CONCRETE BROTHERS MOBILE PACE, Distance 2600m, Addington - Survey 3200m

Result	TAB no.	Horse (Barrier)	2200m to	2000m to	1800m to	1600m to	1400m to	1200m to	1000m to	800m to	600m to	400m to	200m to	Total or	Margin
8th	14	Star Reactor (13)	2000m	1800m	1600m	1400m	1200m	1000m	800m	600m	400m	200m	WP	Average	
		Position in running (margin)	10(7.3)	8(6.9)	8(8.3)	8(7.7)	9(7.1)	11(7.8)	12(7.5)	12(7.3)	13(7.6)	8(7.1)	8(7.4)		9.90
		Sectional time (s)	15.60	16.52	16.61	15.58	14.83	15.29	15.97	14.88	14.70	14.56	14.59		
		Cumulative time (s)	169.13	153.53	137.01	120.40	104.82	89.99	74.70	58.73	43.85	29.15	14.59	3:18.02	
		Speed (m/s)	12.82	12.11	12.04	12.84	13.49	13.08	12.52	13.44	13.61	13.74	13.71	13.13	
		Stride length (m)	5.96	5.77	5.73	6.00	6.25	6.14	5.96	6.07	6.10	6.08	6.12	6.06	
		Stride duration (s)	0.465	0.477	0.476	0.467	0.463	0.469	0.476	0.452	0.448	0.443	0.447	0.462	
		Stride efficiency (%)	55.60	52.03	51.30	56.25	61.02	58.94	55.50	57.55	58.10	57.85	58.55	57.38	
		Stride count	33.53	34.66	34.91	33.34	32.01	32.56	33.56	32.96	32.80	32.87	32.67	429.05	

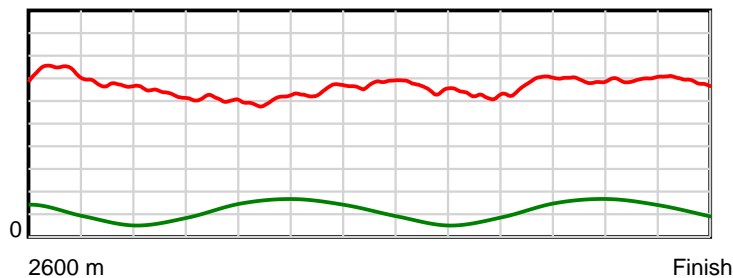
10 m Stride length



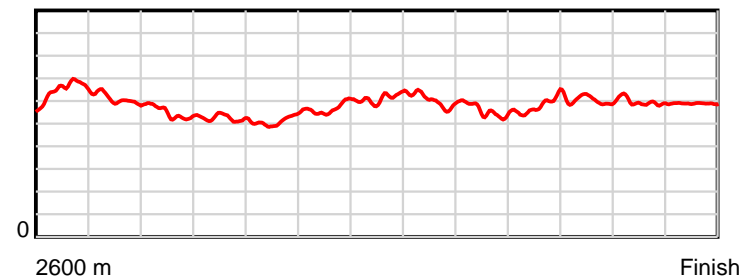
0.6 s Stride duration



20 m/sec Speed



100 % Stride efficiency



Note: Horizontal distance axis grid lines are 200m furlongs.

Disclaimer.

HRNZ and NZMTC and Thoroughbred Ratings Pty Ltd accepts no responsibility for the completeness or accuracy of any of the information contained herein, and makes no representations about its suitability for any particular purpose. Users should make their own judgements about those matters and/or seek independent advice. You assume all risks associated with use of the data provided on this page.



Race Results



June 28, 2020, Race 11, CONCRETE BROTHERS MOBILE PACE, Distance 2600m, Addington - Survey 3200m

Result	TAB no.	Horse (Barrier)	2600 to	2400m to
9th	7	Madame Frost (7)	2400m	2200m
		Position in running (margin)	-	2(1.1)
		Sectional time (s)	13.15	15.08
		Cumulative time (s)	198.73	185.58
		Speed (m/s)	15.20	13.26
		Stride length (m)	6.59	6.10
		Stride duration (s)	0.432	0.460
		Stride efficiency (%)	67.90	58.10
		Stride count	30.34	32.80

Disclaimer.

HRNZ and NZMTC and Thoroughbred Ratings Pty Ltd accepts no responsibility for the completeness or accuracy of any of the information contained herein, and makes no representations about its suitability for any particular purpose. Users should make their own judgements about those matters and/or seek independent advice. You assume all risks associated with use of the data provided on this page.

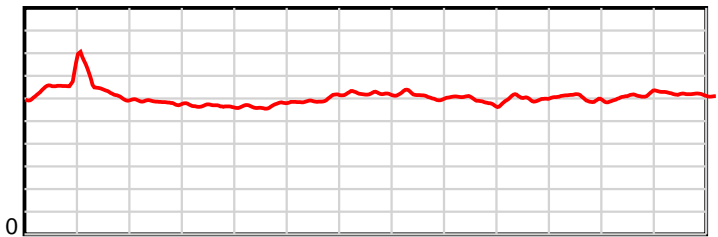
Race Results

June 28, 2020, Race 11, CONCRETE BROTHERS MOBILE PACE, Distance 2600m, Addington - Survey 3200m

Result	TAB no.	Horse (Barrier)	2200m to	2000m to	1800m to	1600m to	1400m to	1200m to	1000m to	800m to	600m to	400m to	200m to	Total or	Margin
9th	7	Madame Frost (7)	2000m	1800m	1600m	1400m	1200m	1000m	800m	600m	400m	200m	WP	Average	
		Position in running (margin)	5(3.5)	5(4.9)	5(6.2)	5(5.0)	5(4.9)	7(4.8)	9(5.8)	8(4.8)	9(5.4)	13(10.1)	12(12.5)		13.80
		Sectional time (s)	15.89	16.51	16.49	15.68	14.70	15.51	15.82	14.94	15.57	14.90	14.49		
		Cumulative time (s)	170.50	154.61	138.10	121.61	105.93	91.23	75.72	59.90	44.96	29.39	14.49	3:18.73	
		Speed (m/s)	12.59	12.11	12.13	12.76	13.61	12.89	12.64	13.39	12.85	13.42	13.80	13.08	
		Stride length (m)	5.80	5.68	5.66	5.85	6.26	5.98	5.81	6.03	5.77	5.93	6.23	5.96	
		Stride duration (s)	0.461	0.469	0.467	0.459	0.460	0.463	0.460	0.450	0.449	0.442	0.452	0.456	
		Stride efficiency (%)	52.50	50.41	50.05	53.52	61.14	55.82	52.84	56.75	51.94	54.88	60.73	55.60	
		Stride count	34.50	35.21	35.34	34.17	31.97	33.46	34.39	33.19	34.69	33.75	32.08	435.89	

10 m

Stride length

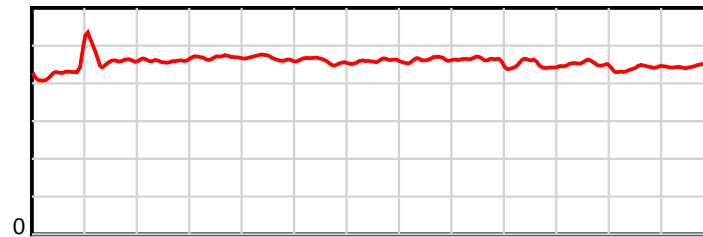


2600 m

Finish

0.6 s

Stride duration

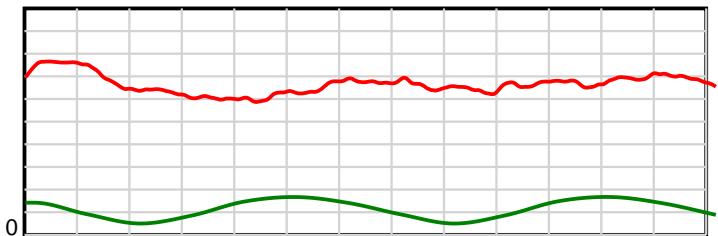


2600 m

Finish

20 m/sec

Speed

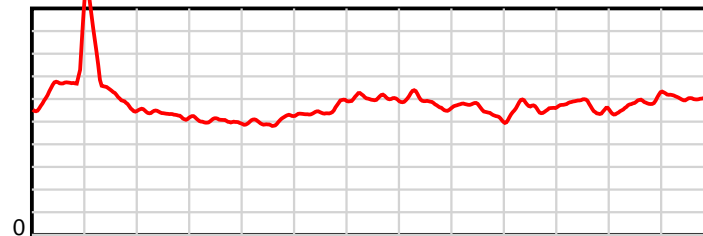


2600 m

Finish

100 %

Stride efficiency



2600 m

Finish

Note: Horizontal distance axis grid lines are 200m furlongs.

Disclaimer.

HRNZ and NZMTC and Thoroughbred Ratings Pty Ltd accepts no responsibility for the completeness or accuracy of any of the information contained herein, and makes no representations about its suitability for any particular purpose. Users should make their own judgements about those matters and/or seek independent advice. You assume all risks associated with use of the data provided on this page.



Race Results



June 28, 2020, Race 11, CONCRETE BROTHERS MOBILE PACE, Distance 2600m, Addington - Survey 3200m

Result	TAB no.	Horse (Barrier)	2600 to	2400m to
10th	2	Chaat (2)	2400m	2200m
		Position in running (margin)	-	5(2.8)
		Sectional time (s)	13.43	14.91
		Cumulative time (s)	199.01	185.58
		Speed (m/s)	14.89	13.41
		Stride length (m)	6.39	6.10
		Stride duration (s)	0.424	0.455
		Stride efficiency (%)	63.82	58.23
		Stride count	31.30	32.76

Disclaimer.

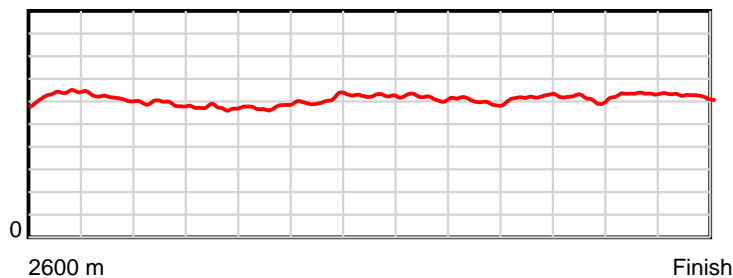
HRNZ and NZMTC and Thoroughbred Ratings Pty Ltd accepts no responsibility for the completeness or accuracy of any of the information contained herein, and makes no representations about its suitability for any particular purpose. Users should make their own judgements about those matters and/or seek independent advice. You assume all risks associated with use of the data provided on this page.

Race Results

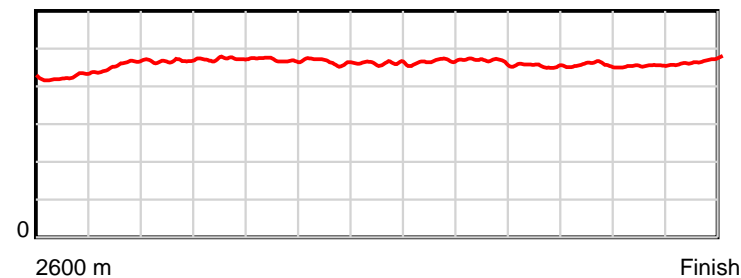
June 28, 2020, Race 11, CONCRETE BROTHERS MOBILE PACE, Distance 2600m, Addington - Survey 3200m

Result	TAB no.	Horse (Barrier)	2200m to	2000m to	1800m to	1600m to	1400m to	1200m to	1000m to	800m to	600m to	400m to	200m to	Total or	Margin
10th	2	Chaat (2)	2000m	1800m	1600m	1400m	1200m	1000m	800m	600m	400m	200m	WP	Average	
		Position in running (margin)	7(4.2)	7(6.5)	7(8.2)	7(6.9)	7(6.4)	10(6.9)	11(7.2)	11(6.9)	10(5.9)	10(9.3)	9(10.4)		15.40
		Sectional time (s)	16.06	16.57	16.49	15.60	14.80	15.38	15.94	14.66	15.37	14.68	15.12		
		Cumulative time (s)	170.67	154.61	138.04	121.55	105.95	91.15	75.77	59.83	45.17	29.80	15.12	3:19.01	
		Speed (m/s)	12.45	12.07	12.13	12.82	13.51	13.00	12.55	13.64	13.01	13.62	13.23	13.06	
		Stride length (m)	5.82	5.71	5.70	5.97	6.23	6.07	5.86	6.20	5.94	6.20	6.20	6.02	
		Stride duration (s)	0.467	0.473	0.470	0.465	0.461	0.467	0.467	0.455	0.457	0.455	0.469	0.461	
		Stride efficiency (%)	52.96	50.88	50.84	55.64	60.61	57.61	53.58	60.08	55.21	60.03	60.10	56.69	
		Stride count	34.35	35.05	35.06	33.52	32.11	32.94	34.15	32.26	33.65	32.27	32.25	431.67	

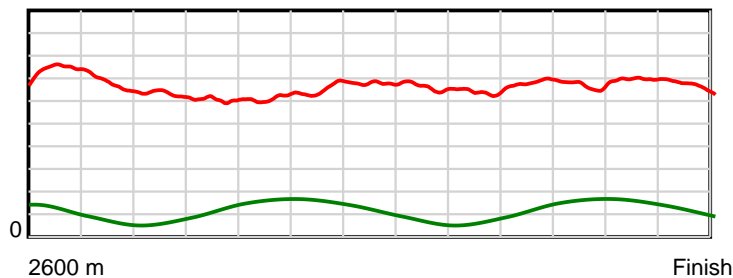
10 m Stride length



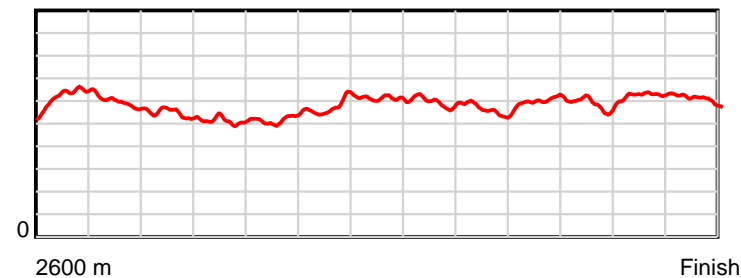
0.6 s Stride duration



20 m/sec Speed



100 % Stride efficiency



Note: Horizontal distance axis grid lines are 200m furlongs.

Disclaimer.

HRNZ and NZMTC and Thoroughbred Ratings Pty Ltd accepts no responsibility for the completeness or accuracy of any of the information contained herein, and makes no representations about its suitability for any particular purpose. Users should make their own judgements about those matters and/or seek independent advice. You assume all risks associated with use of the data provided on this page.



Race Results



June 28, 2020, Race 11, CONCRETE BROTHERS MOBILE PACE, Distance 2600m, Addington - Survey 3200m

Result	TAB no.	Horse (Barrier)	2600 to	2400m to
11th	12	Trompeur (11)	2400m	2200m
		Position in running (margin)	-	10(5.2)
		Sectional time (s)	13.83	14.92
		Cumulative time (s)	199.45	185.62
		Speed (m/s)	14.46	13.40
		Stride length (m)	6.43	6.07
		Stride duration (s)	0.429	0.453
		Stride efficiency (%)	64.64	57.63
		Stride count	31.10	32.93

Disclaimer.

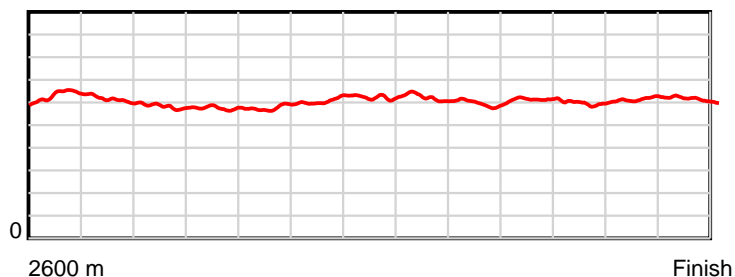
HRNZ and NZMTC and Thoroughbred Ratings Pty Ltd accepts no responsibility for the completeness or accuracy of any of the information contained herein, and makes no representations about its suitability for any particular purpose. Users should make their own judgements about those matters and/or seek independent advice. You assume all risks associated with use of the data provided on this page.

Race Results

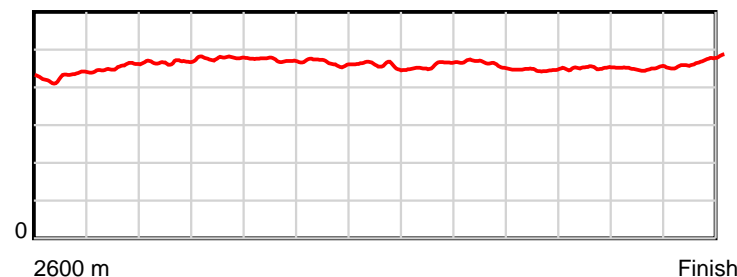
June 28, 2020, Race 11, CONCRETE BROTHERS MOBILE PACE, Distance 2600m, Addington - Survey 3200m

Result	TAB no.	Horse (Barrier)	2200m to	2000m to	1800m to	1600m to	1400m to	1200m to	1000m to	800m to	600m to	400m to	200m to	Total or	Margin
11th	12	Trompeur (11)	2000m	1800m	1600m	1400m	1200m	1000m	800m	600m	400m	200m	WP	Average	
		Position in running (margin)	8(6.6)	9(8.6)	9(10.1)	9(9.4)	10(8.4)	12(8.1)	10(6.4)	9(5.2)	6(3.2)	9(8.3)	11(11.3)		17.80
		Sectional time (s)	15.99	16.55	16.58	15.52	14.67	15.06	15.79	14.48	15.66	14.99	15.41		
		Cumulative time (s)	170.70	154.71	138.16	121.58	106.06	91.39	76.33	60.54	46.06	30.40	15.41	3:19.45	
		Speed (m/s)	12.51	12.08	12.06	12.89	13.63	13.28	12.67	13.81	12.77	13.34	12.98	13.04	
		Stride length (m)	5.84	5.78	5.70	6.00	6.24	6.09	5.85	6.17	5.77	6.00	6.12	6.00	
		Stride duration (s)	0.467	0.478	0.473	0.466	0.458	0.458	0.462	0.447	0.451	0.450	0.471	0.460	
		Stride efficiency (%)	53.24	52.23	50.76	56.30	60.93	57.91	53.45	59.51	51.97	56.32	58.44	56.21	
		Stride count	34.26	34.59	35.09	33.32	32.03	32.85	34.20	32.41	34.68	33.32	32.71	433.49	

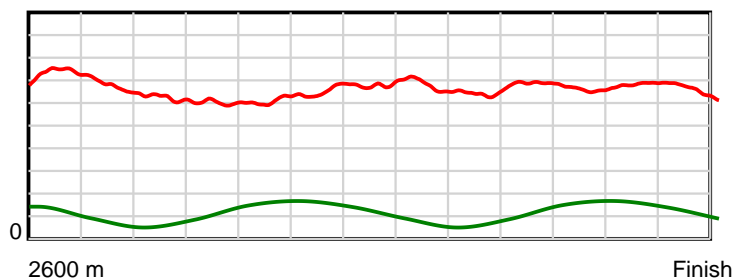
10 m Stride length



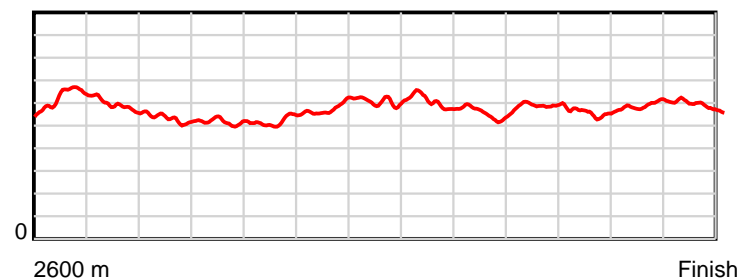
0.6 s Stride duration



20 m/sec Speed



100 % Stride efficiency



Note: Horizontal distance axis grid lines are 200m furlongs.

Disclaimer.

HRNZ and NZMTC and Thoroughbred Ratings Pty Ltd accepts no responsibility for the completeness or accuracy of any of the information contained herein, and makes no representations about its suitability for any particular purpose. Users should make their own judgements about those matters and/or seek independent advice. You assume all risks associated with use of the data provided on this page.



Race Results



June 28, 2020, Race 11, CONCRETE BROTHERS MOBILE PACE, Distance 2600m, Addington - Survey 3200m

Result	TAB no.	Horse (Barrier)	2600 to	2400m to
12th	4	Baker Creek (4)	2400m	2200m
		Position in running (margin)	-	7(3.4)
		Sectional time (s)	13.56	15.26
		Cumulative time (s)	199.72	186.16
		Speed (m/s)	14.74	13.11
		Stride length (m)	6.06	5.70
		Stride duration (s)	0.406	0.435
		Stride efficiency (%)	57.43	50.84
		Stride count	32.99	35.06

Disclaimer.

HRNZ and NZMTC and Thoroughbred Ratings Pty Ltd accepts no responsibility for the completeness or accuracy of any of the information contained herein, and makes no representations about its suitability for any particular purpose. Users should make their own judgements about those matters and/or seek independent advice. You assume all risks associated with use of the data provided on this page.



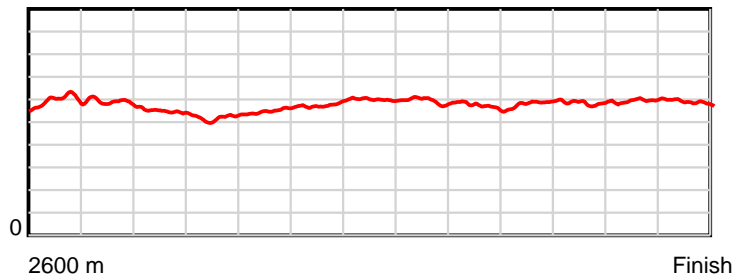
Race Results



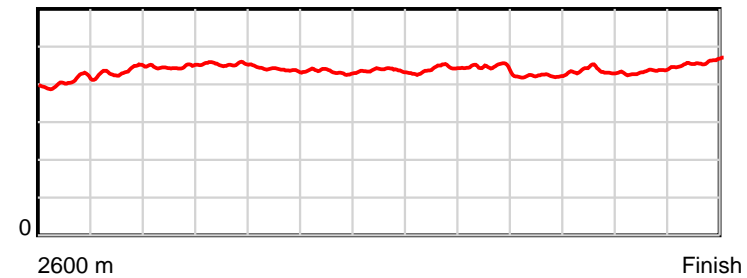
June 28, 2020, Race 11, CONCRETE BROTHERS MOBILE PACE, Distance 2600m, Addington - Survey 3200m

Result	TAB no.	Horse (Barrier)	2200m to	2000m to	1800m to	1600m to	1400m to	1200m to	1000m to	800m to	600m to	400m to	200m to	Total or	Margin
12th	4	Baker Creek (4)	2000m	1800m	1600m	1400m	1200m	1000m	800m	600m	400m	200m	WP	Average	
		Position in running (margin)	9(6.8)	11(12.8)	13(19.8)	13(15.9)	13(12.5)	13(12.1)	13(10.4)	13(9.1)	12(7.1)	12(9.9)	10(11.1)		19.30
		Sectional time (s)	16.67	17.45	16.06	15.11	14.65	15.06	15.77	14.51	15.25	14.71	15.66		
		Cumulative time (s)	170.90	154.23	136.78	120.72	105.61	90.96	75.90	60.13	45.62	30.37	15.66	3:19.72	
		Speed (m/s)	12.00	11.46	12.45	13.24	13.65	13.28	12.68	13.78	13.11	13.60	12.77	13.02	
		Stride length (m)	5.36	5.20	5.47	5.74	5.97	5.85	5.64	5.83	5.72	5.90	5.86	5.71	
		Stride duration (s)	0.447	0.454	0.439	0.434	0.437	0.440	0.445	0.423	0.436	0.434	0.459	0.438	
		Stride efficiency (%)	44.90	42.26	46.67	51.50	55.65	53.47	49.70	53.08	51.16	54.46	53.66	50.87	
		Stride count	37.31	38.46	36.60	34.84	33.51	34.19	35.46	34.32	34.95	33.88	34.13	455.70	

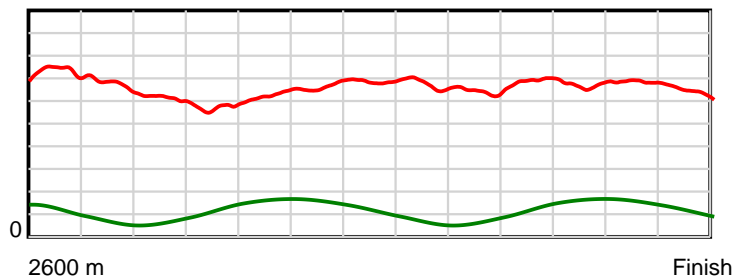
10 m Stride length



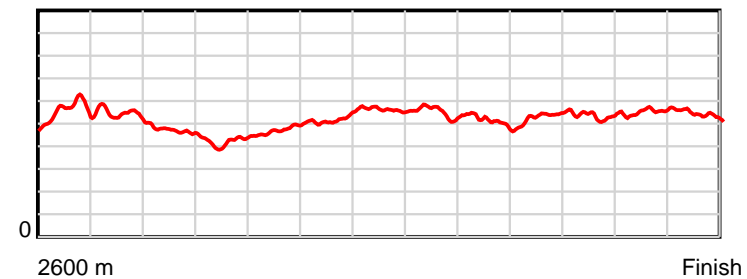
0.6 s Stride duration



20 m/sec Speed



100 % Stride efficiency



Note: Horizontal distance axis grid lines are 200m furlongs.

Disclaimer.

HRNZ and NZMTC and Thoroughbred Ratings Pty Ltd accepts no responsibility for the completeness or accuracy of any of the information contained herein, and makes no representations about its suitability for any particular purpose. Users should make their own judgements about those matters and/or seek independent advice. You assume all risks associated with use of the data provided on this page.



Race Results



June 28, 2020, Race 11, CONCRETE BROTHERS MOBILE PACE, Distance 2600m, Addington - Survey 3200m

Result	TAB no.	Horse (Barrier)	2600 to	2400m to
13th	6	Comfortably Nu... (6)	2400m	2200m
		Position in running (margin)	-	11(5.8)
		Sectional time (s)	13.72	15.23
		Cumulative time (s)	200.73	187.01
		Speed (m/s)	14.57	13.13
		Stride length (m)	6.87	6.45
		Stride duration (s)	0.472	0.491
		Stride efficiency (%)	73.65	65.05
		Stride count	29.13	31.00

Disclaimer.

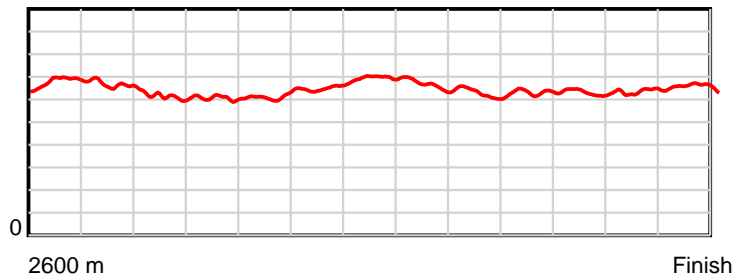
HRNZ and NZMTC and Thoroughbred Ratings Pty Ltd accepts no responsibility for the completeness or accuracy of any of the information contained herein, and makes no representations about its suitability for any particular purpose. Users should make their own judgements about those matters and/or seek independent advice. You assume all risks associated with use of the data provided on this page.

Race Results

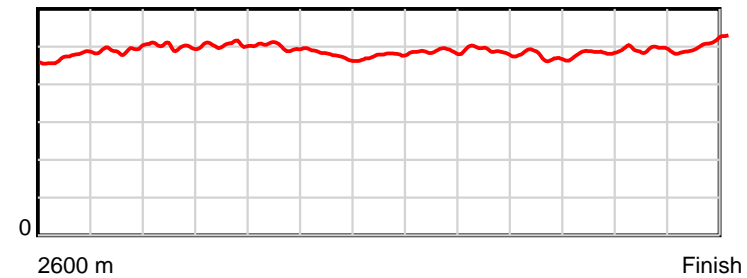
June 28, 2020, Race 11, CONCRETE BROTHERS MOBILE PACE, Distance 2600m, Addington - Survey 3200m

Result	TAB no.	Horse (Barrier)	2200m to	2000m to	1800m to	1600m to	1400m to	1200m to	1000m to	800m to	600m to	400m to	200m to	Total or	Margin
13th	6	Comfortably Nu... (6)	2000m	1800m	1600m	1400m	1200m	1000m	800m	600m	400m	200m	WP	Average	
		Position in running (margin)	11(9.0)	12(13.2)	11(15.2)	11(14.4)	11(9.9)	5(3.9)	4(2.6)	4(2.0)	5(2.9)	11(9.3)	13(17.8)		24.90
		Sectional time (s)	16.35	16.63	16.56	14.93	13.73	15.12	15.89	14.98	15.86	15.92	15.81		
		Cumulative time (s)	171.78	155.43	138.80	122.24	107.31	93.58	78.46	62.57	47.59	31.73	15.81	3:20.73	
		Speed (m/s)	12.23	12.03	12.08	13.40	14.57	13.23	12.59	13.35	12.61	12.56	12.65	12.95	
		Stride length (m)	6.12	6.08	6.04	6.38	6.96	6.45	6.14	6.33	6.13	6.18	6.44	6.34	
		Stride duration (s)	0.500	0.505	0.500	0.476	0.477	0.487	0.488	0.474	0.486	0.492	0.509	0.489	
		Stride efficiency (%)	58.51	57.71	57.04	63.56	75.60	64.95	58.94	62.53	58.63	59.66	64.81	62.77	
		Stride count	32.68	32.91	33.10	31.36	28.75	31.02	32.57	31.62	32.65	32.37	31.06	410.22	

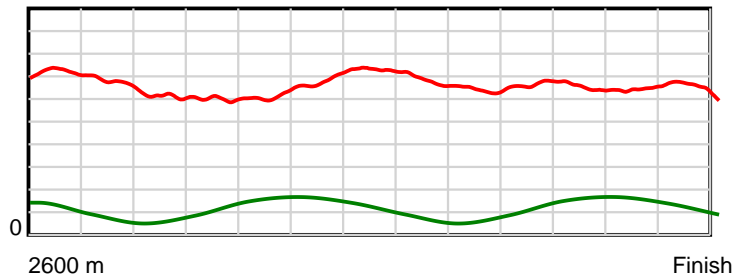
10 m Stride length



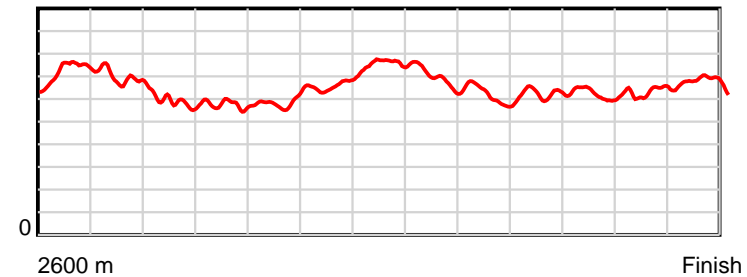
0.6 s Stride duration



20 m/sec Speed



100 % Stride efficiency



Note: Horizontal distance axis grid lines are 200m furlongs.

Disclaimer.

HRNZ and NZMTC and Thoroughbred Ratings Pty Ltd accepts no responsibility for the completeness or accuracy of any of the information contained herein, and makes no representations about its suitability for any particular purpose. Users should make their own judgements about those matters and/or seek independent advice. You assume all risks associated with use of the data provided on this page.