



Race Results

NZ Metropolitan Trotting Club Inc, HRNZ, July 05, 2020

Compilation date: July 5, 2020, 1:45:55 PM (NZST)

Copyright © 2020 HRNZ and NZMTC. All rights reserved.

Trademarks.

StrideMASTER is a registered trademark of Thoroughbred Ratings Pty Ltd.

Disclaimer.

HRNZ and NZMTC and Thoroughbred Ratings Pty Ltd accepts no responsibility for the completeness or accuracy of any of the information contained herein, and makes no representations about its suitability for any particular purpose. Users should make their own judgements about those matters and/or seek independent advice. You assume all risks associated with use of the data provided on this page.



Race Results



July 05, 2020, Race 3, XCM SPORT PACE, Distance 2600m, Addington - Survey 3200m

Result	TAB no.	Horse (Barrier)	2600 to	2400m to
1st	3	Stick Man (2)	2400m	2200m
		Position in running (margin)	-	8(13.4)
		Sectional time (s)	18.11	14.30
		Cumulative time (s)	200.05	181.94
		Speed (m/s)	11.05	13.99
		Stride length (m)	4.83	6.20
		Stride duration (s)	0.425	0.443
		Stride efficiency (%)	36.41	60.00
		Stride count	41.43	32.28

Disclaimer.

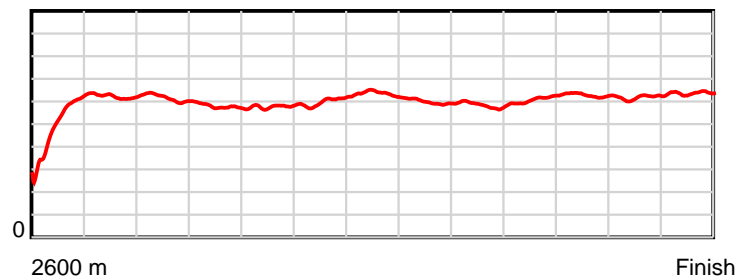
HRNZ and NZMTC and Thoroughbred Ratings Pty Ltd accepts no responsibility for the completeness or accuracy of any of the information contained herein, and makes no representations about its suitability for any particular purpose. Users should make their own judgements about those matters and/or seek independent advice. You assume all risks associated with use of the data provided on this page.

Race Results

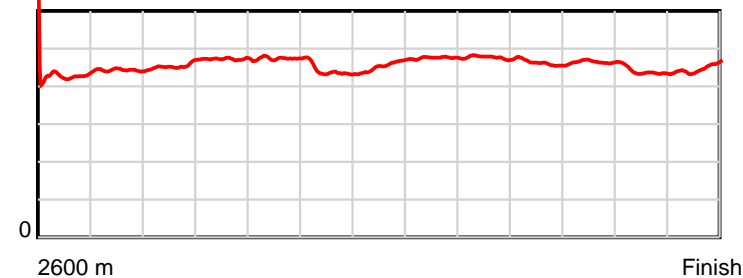
July 05, 2020, Race 3, XCM SPORT PACE, Distance 2600m, Addington - Survey 3200m

Result	TAB no.	Horse (Barrier)	2200m to	2000m to	1800m to	1600m to	1400m to	1200m to	1000m to	800m to	600m to	400m to	200m to	Total or	Margin
1st	3	Stick Man (2)	2000m	1800m	1600m	1400m	1200m	1000m	800m	600m	400m	200m	WP	Average	
		Position in running (margin)	8(14.5)	8(9.8)	8(9.5)	8(10.7)	2(1.8)	1(0.0)	1(0.0)	1(0.0)	1(0.0)	1(0.0)	1(0.0)		0.00
		Sectional time (s)	14.99	16.24	16.62	14.97	14.34	15.79	16.34	15.11	14.95	14.14	14.15		
		Cumulative time (s)	167.64	152.65	136.41	119.79	104.82	90.48	74.69	58.35	43.24	28.29	14.15	3:20.05	
		Speed (m/s)	13.34	12.32	12.03	13.36	13.95	12.67	12.24	13.24	13.38	14.14	14.13	13.00	
		Stride length (m)	6.06	5.82	5.70	5.88	6.36	6.02	5.83	6.12	6.22	6.19	6.36	5.94	
		Stride duration (s)	0.454	0.473	0.474	0.440	0.456	0.476	0.476	0.462	0.465	0.437	0.450	0.457	
		Stride efficiency (%)	57.41	52.92	50.74	54.03	63.19	56.70	53.13	58.48	60.45	59.82	63.15	55.12	
		Stride count	33.00	34.37	35.10	34.01	31.45	33.20	34.30	32.69	32.16	32.32	31.46	437.77	

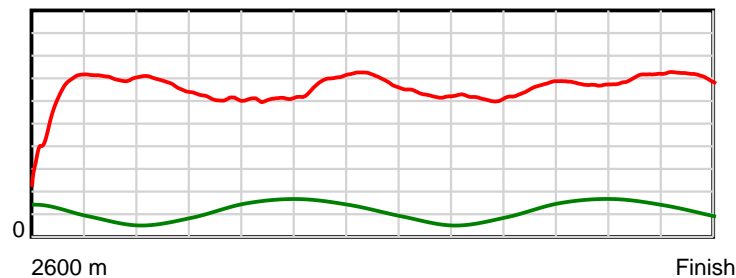
10 m Stride length



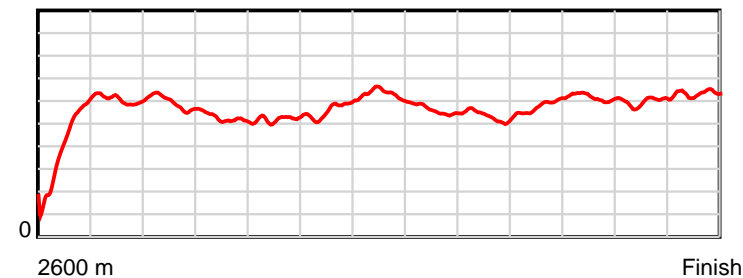
0.6 s Stride duration



20 m/sec Speed



100 % Stride efficiency



Note: Horizontal distance axis grid lines are 200m furlongs.

Disclaimer.

HRNZ and NZMTC and Thoroughbred Ratings Pty Ltd accepts no responsibility for the completeness or accuracy of any of the information contained herein, and makes no representations about its suitability for any particular purpose. Users should make their own judgements about those matters and/or seek independent advice. You assume all risks associated with use of the data provided on this page.



Race Results



July 05, 2020, Race 3, XCM SPORT PACE, Distance 2600m, Addington - Survey 3200m

Result	TAB no.	Horse (Barrier)	2600 to	2400m to
2nd	2	Vintage Beach (1)	2400m	2200m
		Position in running (margin)	-	2(0.2)
		Sectional time (s)	15.98	14.53
		Cumulative time (s)	200.37	184.39
		Speed (m/s)	12.52	13.76
		Stride length (m)	6.12	6.77
		Stride duration (s)	0.477	0.492
		Stride efficiency (%)	58.52	71.71
		Stride count	32.68	29.52

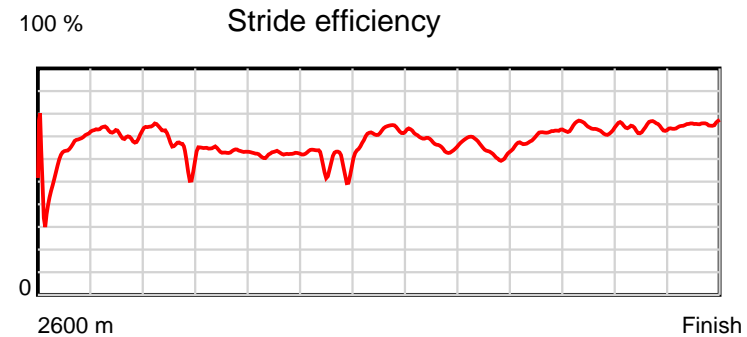
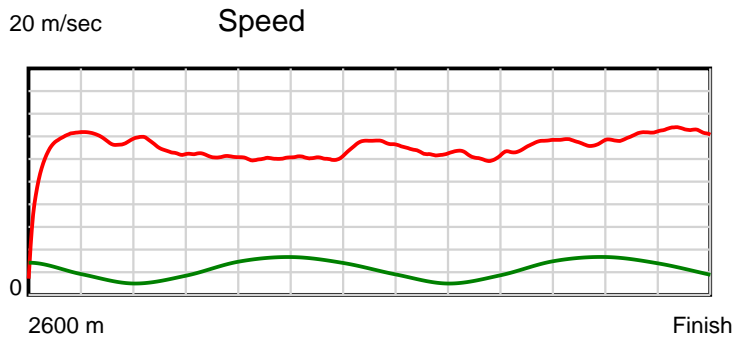
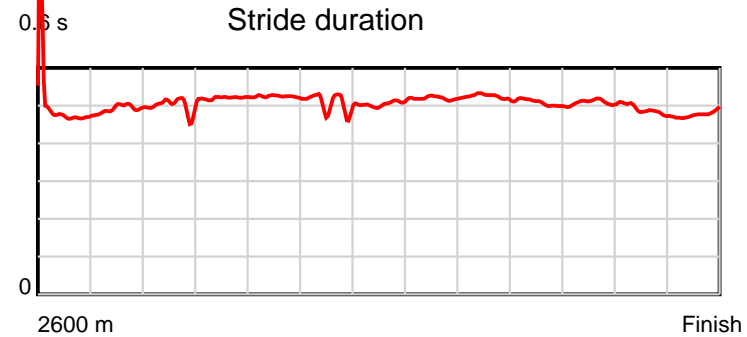
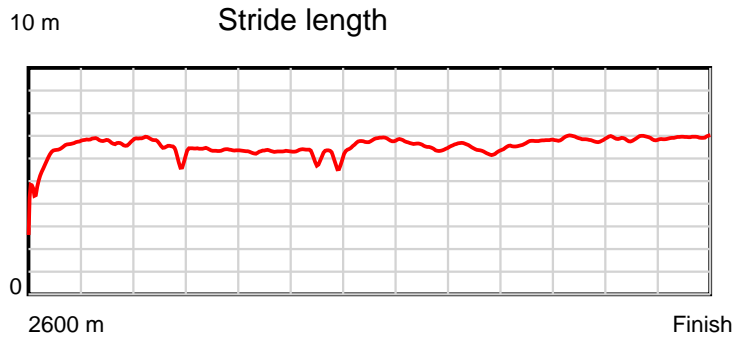
Disclaimer.

HRNZ and NZMTC and Thoroughbred Ratings Pty Ltd accepts no responsibility for the completeness or accuracy of any of the information contained herein, and makes no representations about its suitability for any particular purpose. Users should make their own judgements about those matters and/or seek independent advice. You assume all risks associated with use of the data provided on this page.

Race Results

July 05, 2020, Race 3, XCM SPORT PACE, Distance 2600m, Addington - Survey 3200m

Result	TAB no.	Horse (Barrier)	2200m to	2000m to	1800m to	1600m to	1400m to	1200m to	1000m to	800m to	600m to	400m to	200m to	Total or	Margin
2nd	2	Vintage Beach (1)	2000m	1800m	1600m	1400m	1200m	1000m	800m	600m	400m	200m	WP	Average	
		Position in running (margin)	2(2.8)	2(1.3)	2(1.0)	2(1.9)	3(2.1)	3(3.8)	3(4.4)	4(4.0)	5(3.7)	6(3.7)	7(3.9)		1.80
		Sectional time (s)	15.54	16.23	16.57	16.49	14.93	15.89	16.28	15.06	14.95	14.18	13.74		
		Cumulative time (s)	169.86	154.32	138.09	121.52	105.03	90.10	74.21	57.93	42.87	27.92	13.74	3:20.37	
		Speed (m/s)	12.87	12.32	12.07	12.13	13.40	12.59	12.29	13.28	13.38	14.10	14.56	12.98	
		Stride length (m)	6.42	6.41	6.32	6.08	6.76	6.54	6.43	6.75	6.80	6.88	6.96	6.55	
		Stride duration (s)	0.499	0.520	0.524	0.501	0.505	0.519	0.524	0.508	0.509	0.488	0.478	0.504	
		Stride efficiency (%)	64.34	64.20	62.49	57.70	71.44	66.80	64.65	71.16	72.34	73.95	75.79	66.96	
		Stride count	31.17	31.20	31.63	32.91	29.58	30.59	31.09	29.64	29.40	29.07	28.72	397.20	



Note: Horizontal distance axis grid lines are 200m furlongs.

Disclaimer.

HRNZ and NZMTC and Thoroughbred Ratings Pty Ltd accepts no responsibility for the completeness or accuracy of any of the information contained herein, and makes no representations about its suitability for any particular purpose. Users should make their own judgements about those matters and/or seek independent advice. You assume all risks associated with use of the data provided on this page.



Race Results



July 05, 2020, Race 3, XCM SPORT PACE, Distance 2600m, Addington - Survey 3200m

Result	TAB no.	Horse (Barrier)	2600 to	2400m to
3rd	6	Flamboyant (5)	2400m	2200m
		Position in running (margin)	-	6(7.2)
		Sectional time (s)	17.10	14.36
		Cumulative time (s)	200.38	183.28
		Speed (m/s)	11.70	13.93
		Stride length (m)	5.47	6.20
		Stride duration (s)	0.449	0.445
		Stride efficiency (%)	46.71	60.04
		Stride count	36.58	32.26

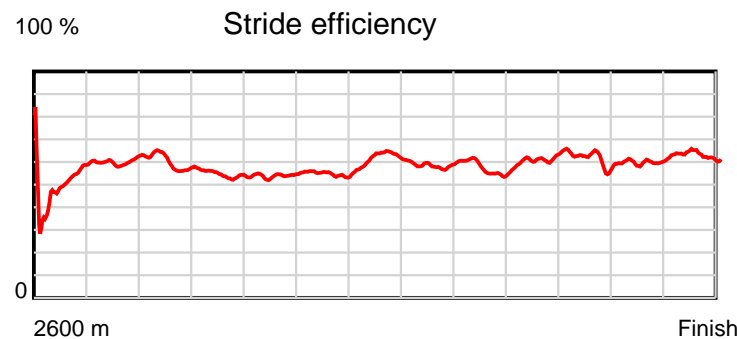
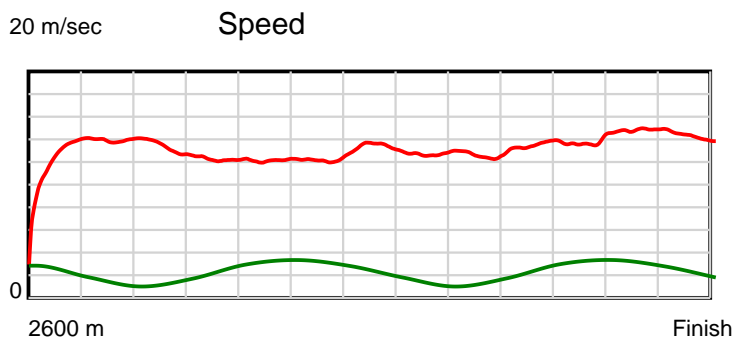
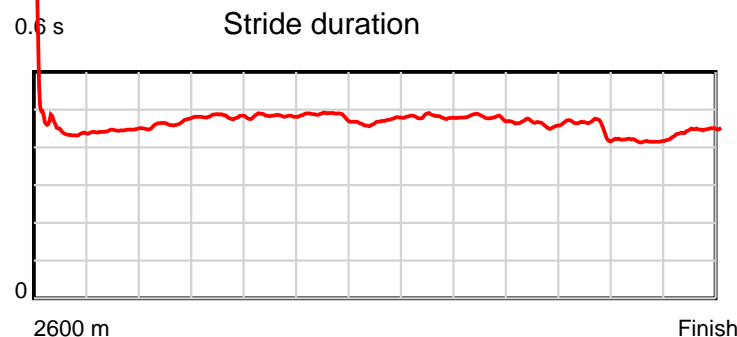
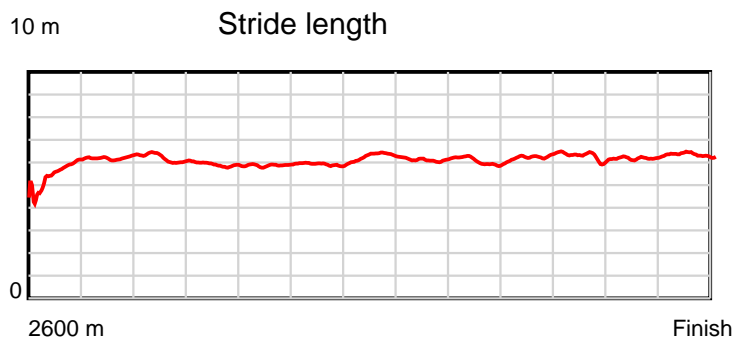
Disclaimer.

HRNZ and NZMTC and Thoroughbred Ratings Pty Ltd accepts no responsibility for the completeness or accuracy of any of the information contained herein, and makes no representations about its suitability for any particular purpose. Users should make their own judgements about those matters and/or seek independent advice. You assume all risks associated with use of the data provided on this page.

Race Results

July 05, 2020, Race 3, XCM SPORT PACE, Distance 2600m, Addington - Survey 3200m

Result	TAB no.	Horse (Barrier)	2200m to	2000m to	1800m to	1600m to	1400m to	1200m to	1000m to	800m to	600m to	400m to	200m to	Total or	Margin
3rd	6	Flamboyant (5)	2000m	1800m	1600m	1400m	1200m	1000m	800m	600m	400m	200m	WP	Average	
		Position in running (margin)	6(8.7)	6(5.7)	6(5.9)	6(6.5)	7(5.8)	7(7.6)	7(8.3)	7(6.9)	6(5.0)	5(3.6)	2(1.8)		1.90
		Sectional time (s)	15.29	16.32	16.52	16.34	14.95	15.91	16.10	14.79	14.71	13.85	14.14		
		Cumulative time (s)	168.92	153.63	137.31	120.79	104.45	89.50	73.59	57.49	42.70	27.99	14.14	3:20.38	
		Speed (m/s)	13.08	12.25	12.11	12.24	13.38	12.57	12.42	13.52	13.60	14.44	14.14	12.98	
		Stride length (m)	6.06	5.90	5.86	5.94	6.28	6.05	5.95	6.26	6.15	6.04	6.32	6.03	
		Stride duration (s)	0.463	0.481	0.484	0.485	0.470	0.481	0.479	0.463	0.452	0.418	0.447	0.465	
		Stride efficiency (%)	57.42	54.40	53.57	55.08	61.65	57.17	55.25	61.25	59.13	56.92	62.44	56.77	
		Stride count	32.99	33.90	34.16	33.69	31.84	33.06	33.63	31.95	32.51	33.14	31.64	431.35	



Note: Horizontal distance axis grid lines are 200m furlongs.

Disclaimer.

HRNZ and NZMTC and Thoroughbred Ratings Pty Ltd accepts no responsibility for the completeness or accuracy of any of the information contained herein, and makes no representations about its suitability for any particular purpose. Users should make their own judgements about those matters and/or seek independent advice. You assume all risks associated with use of the data provided on this page.



Race Results



July 05, 2020, Race 3, XCM SPORT PACE, Distance 2600m, Addington - Survey 3200m

Result	TAB no.	Horse (Barrier)	2600 to	2400m to
4th	7	Chloe (6)	2400m	2200m
		Position in running (margin)	-	1(0.0)
		Sectional time (s)	15.83	14.10
		Cumulative time (s)	200.49	184.66
		Speed (m/s)	12.64	14.18
		Stride length (m)	5.93	6.43
		Stride duration (s)	0.460	0.453
		Stride efficiency (%)	55.02	64.51
		Stride count	33.71	31.13

Disclaimer.

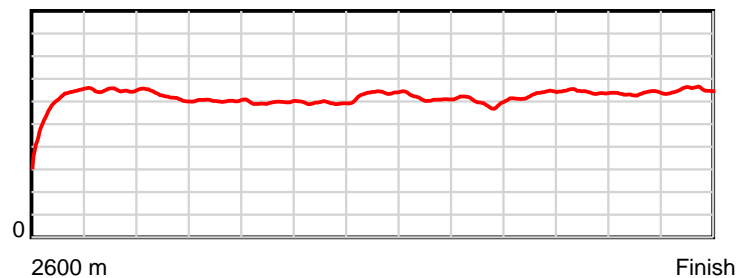
HRNZ and NZMTC and Thoroughbred Ratings Pty Ltd accepts no responsibility for the completeness or accuracy of any of the information contained herein, and makes no representations about its suitability for any particular purpose. Users should make their own judgements about those matters and/or seek independent advice. You assume all risks associated with use of the data provided on this page.

Race Results

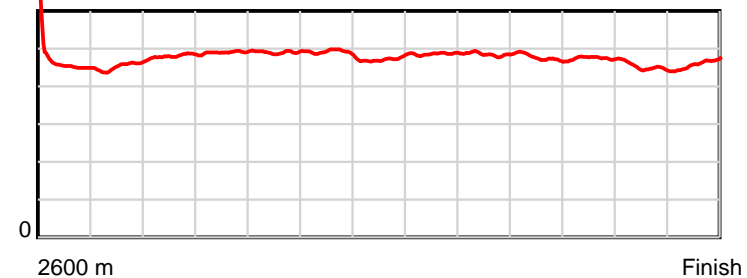
July 05, 2020, Race 3, XCM SPORT PACE, Distance 2600m, Addington - Survey 3200m

Result	TAB no.	Horse (Barrier)	2200m to	2000m to	1800m to	1600m to	1400m to	1200m to	1000m to	800m to	600m to	400m to	200m to	Total or	Margin
4th	7	Chloe (6)	2000m	1800m	1600m	1400m	1200m	1000m	800m	600m	400m	200m	WP	Average	
		Position in running (margin)	1(0.0)	1(0.0)	1(0.0)	1(0.0)	1(0.0)	2(2.0)	2(2.6)	2(2.4)	3(2.3)	2(1.9)	3(2.1)		2.50
		Sectional time (s)	15.78	16.28	16.42	16.45	14.98	15.90	16.30	15.09	14.89	14.18	14.29		
		Cumulative time (s)	170.56	154.78	138.50	122.08	105.63	90.65	74.75	58.45	43.36	28.47	14.29	3:20.49	
		Speed (m/s)	12.67	12.29	12.18	12.16	13.35	12.58	12.27	13.25	13.43	14.10	14.00	12.97	
		Stride length (m)	6.09	6.02	5.97	5.97	6.30	6.11	5.95	6.31	6.38	6.35	6.46	6.17	
		Stride duration (s)	0.480	0.490	0.490	0.491	0.472	0.486	0.485	0.476	0.475	0.450	0.462	0.476	
		Stride efficiency (%)	57.91	56.69	55.68	55.65	62.08	58.35	55.29	62.17	63.54	63.04	65.17	59.45	
		Stride count	32.85	33.20	33.51	33.51	31.73	32.73	33.62	31.71	31.36	31.49	30.97	421.52	

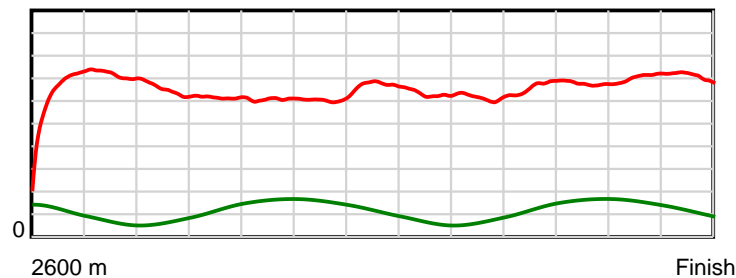
10 m Stride length



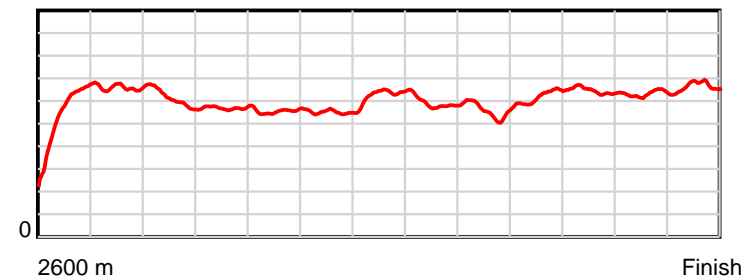
0.6 s Stride duration



20 m/sec Speed



100 % Stride efficiency



Note: Horizontal distance axis grid lines are 200m furlongs.

Disclaimer.

HRNZ and NZMTC and Thoroughbred Ratings Pty Ltd accepts no responsibility for the completeness or accuracy of any of the information contained herein, and makes no representations about its suitability for any particular purpose. Users should make their own judgements about those matters and/or seek independent advice. You assume all risks associated with use of the data provided on this page.



Race Results



July 05, 2020, Race 3, XCM SPORT PACE, Distance 2600m, Addington - Survey 3200m

Result	TAB no.	Horse (Barrier)	2600 to	2400m to
5th	5	Hes Fast And F... (4)	2400m	2200m
		Position in running (margin)	-	3(2.8)
		Sectional time (s)	16.49	14.48
		Cumulative time (s)	200.64	184.15
		Speed (m/s)	12.13	13.81
		Stride length (m)	5.66	6.53
		Stride duration (s)	0.448	0.473
		Stride efficiency (%)	50.04	66.60
		Stride count	35.34	30.64

Disclaimer.

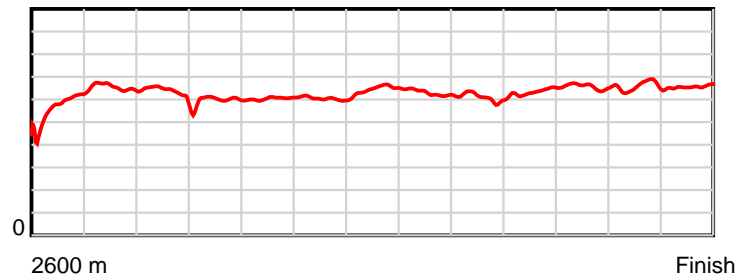
HRNZ and NZMTC and Thoroughbred Ratings Pty Ltd accepts no responsibility for the completeness or accuracy of any of the information contained herein, and makes no representations about its suitability for any particular purpose. Users should make their own judgements about those matters and/or seek independent advice. You assume all risks associated with use of the data provided on this page.

Race Results

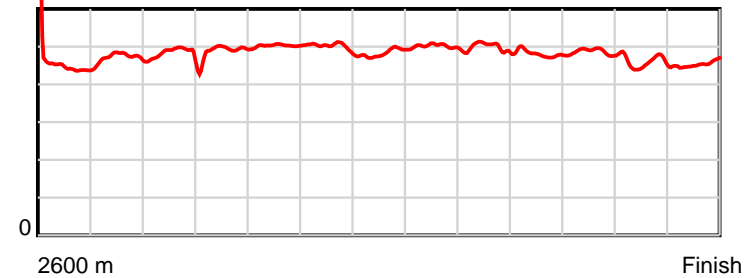
July 05, 2020, Race 3, XCM SPORT PACE, Distance 2600m, Addington - Survey 3200m

Result	TAB no.	Horse (Barrier)	2200m to	2000m to	1800m to	1600m to	1400m to	1200m to	1000m to	800m to	600m to	400m to	200m to	Total or	Margin
5th	5	Hes Fast And F... (4)	2000m	1800m	1600m	1400m	1200m	1000m	800m	600m	400m	200m	WP	Average	
		Position in running (margin)	4(5.1)	4(3.3)	4(3.3)	4(4.1)	5(4.3)	6(6.0)	5(6.2)	6(6.0)	7(6.0)	7(5.3)	8(5.3)		3.30
		Sectional time (s)	15.49	16.28	16.56	16.49	14.93	15.83	16.31	15.11	14.84	14.14	13.69		
		Cumulative time (s)	169.67	154.18	137.90	121.34	104.85	89.92	74.09	57.78	42.67	27.83	13.69	3:20.64	
		Speed (m/s)	12.91	12.29	12.08	12.13	13.40	12.63	12.26	13.24	13.48	14.14	14.61	12.96	
		Stride length (m)	6.20	6.00	6.07	6.07	6.47	6.34	6.10	6.37	6.55	6.48	6.65	6.26	
		Stride duration (s)	0.480	0.489	0.503	0.501	0.483	0.502	0.497	0.481	0.486	0.459	0.455	0.483	
		Stride efficiency (%)	60.12	56.32	57.66	57.59	65.49	62.79	58.08	63.43	67.12	65.70	69.14	61.19	
		Stride count	32.24	33.32	32.93	32.95	30.89	31.55	32.81	31.39	30.52	30.84	30.07	415.49	

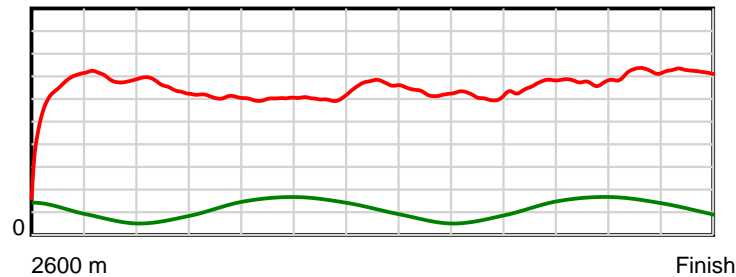
10 m Stride length



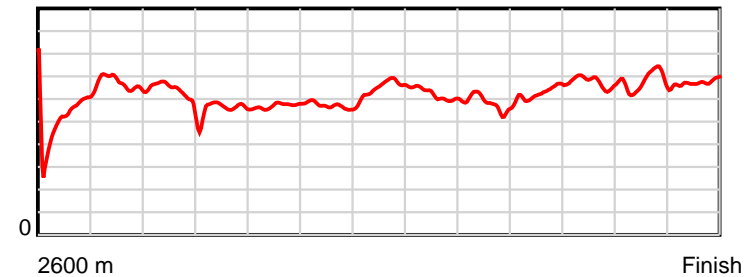
0.6 s Stride duration



20 m/sec Speed



100 % Stride efficiency



Note: Horizontal distance axis grid lines are 200m furlongs.

Disclaimer.

HRNZ and NZMTC and Thoroughbred Ratings Pty Ltd accepts no responsibility for the completeness or accuracy of any of the information contained herein, and makes no representations about its suitability for any particular purpose. Users should make their own judgements about those matters and/or seek independent advice. You assume all risks associated with use of the data provided on this page.



Race Results



July 05, 2020, Race 3, XCM SPORT PACE, Distance 2600m, Addington - Survey 3200m

Result	TAB no.	Horse (Barrier)	2600 to	2400m to
6th	8	Sweeney Todd (7)	2400m	2200m
		Position in running (margin)	-	7(9.4)
		Sectional time (s)	17.53	14.47
		Cumulative time (s)	200.83	183.30
		Speed (m/s)	11.41	13.82
		Stride length (m)	5.36	6.08
		Stride duration (s)	0.446	0.440
		Stride efficiency (%)	44.86	57.80
		Stride count	37.33	32.88

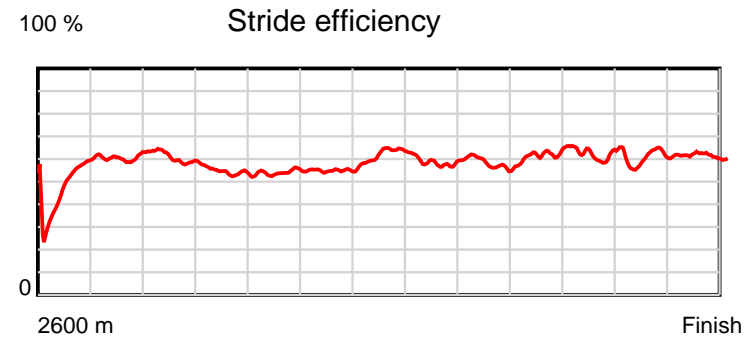
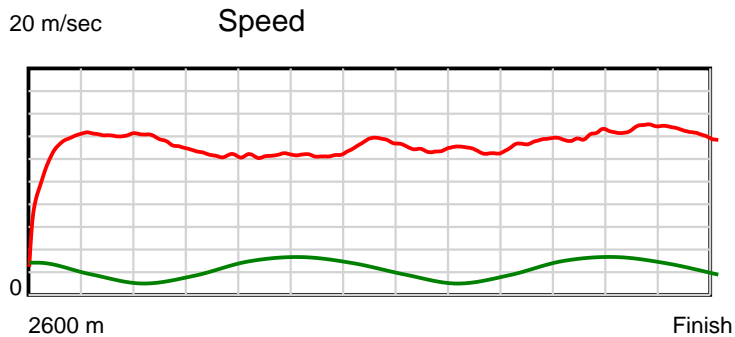
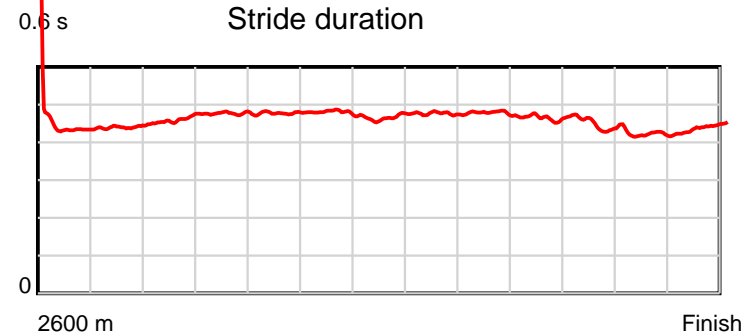
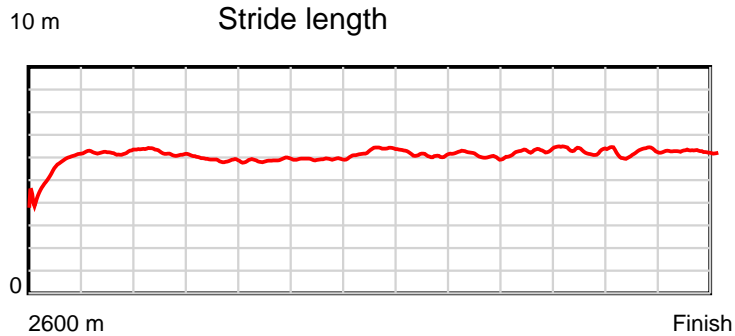
Disclaimer.

HRNZ and NZMTC and Thoroughbred Ratings Pty Ltd accepts no responsibility for the completeness or accuracy of any of the information contained herein, and makes no representations about its suitability for any particular purpose. Users should make their own judgements about those matters and/or seek independent advice. You assume all risks associated with use of the data provided on this page.

Race Results

July 05, 2020, Race 3, XCM SPORT PACE, Distance 2600m, Addington - Survey 3200m

Result	TAB no.	Horse (Barrier)	2200m to	2000m to	1800m to	1600m to	1400m to	1200m to	1000m to	800m to	600m to	400m to	200m to	Total or	Margin
6th	8	Sweeney Todd (7)	2000m	1800m	1600m	1400m	1200m	1000m	800m	600m	400m	200m	WP	Average	
		Position in running (margin)	7(11.6)	7(8.5)	7(8.6)	7(9.6)	8(8.3)	8(10.0)	8(11.3)	8(9.5)	8(7.5)	8(6.1)	6(3.8)		4.50
		Sectional time (s)	15.27	16.30	16.59	16.24	14.92	16.01	16.04	14.77	14.72	13.76	14.21		
		Cumulative time (s)	168.83	153.56	137.26	120.67	104.43	89.51	73.50	57.46	42.69	27.97	14.21	3:20.83	
		Speed (m/s)	13.10	12.27	12.06	12.32	13.40	12.49	12.47	13.54	13.59	14.53	14.07	12.95	
		Stride length (m)	6.02	5.85	5.75	5.91	6.25	5.94	5.96	6.30	6.07	6.12	6.22	5.98	
		Stride duration (s)	0.460	0.477	0.477	0.480	0.466	0.476	0.478	0.465	0.447	0.421	0.442	0.462	
		Stride efficiency (%)	56.65	53.50	51.69	54.56	61.06	55.19	55.45	62.02	57.59	58.47	60.47	55.83	
		Stride count	33.22	34.18	34.78	33.85	32.00	33.65	33.57	31.75	32.94	32.70	32.15	435.00	



Note: Horizontal distance axis grid lines are 200m furlongs.

Disclaimer.

HRNZ and NZMTC and Thoroughbred Ratings Pty Ltd accepts no responsibility for the completeness or accuracy of any of the information contained herein, and makes no representations about its suitability for any particular purpose. Users should make their own judgements about those matters and/or seek independent advice. You assume all risks associated with use of the data provided on this page.



Race Results



July 05, 2020, Race 3, XCM SPORT PACE, Distance 2600m, Addington - Survey 3200m

Result	TAB no.	Horse (Barrier)	2600 to	2400m to
7th	10	Gomeo Denario (8)	2400m	2200m
		Position in running (margin)	-	4(3.2)
		Sectional time (s)	16.30	14.16
		Cumulative time (s)	201.52	185.22
		Speed (m/s)	12.27	14.12
		Stride length (m)	5.37	6.62
		Stride duration (s)	0.441	0.469
		Stride efficiency (%)	45.11	68.38
		Stride count	37.22	30.23

Disclaimer.

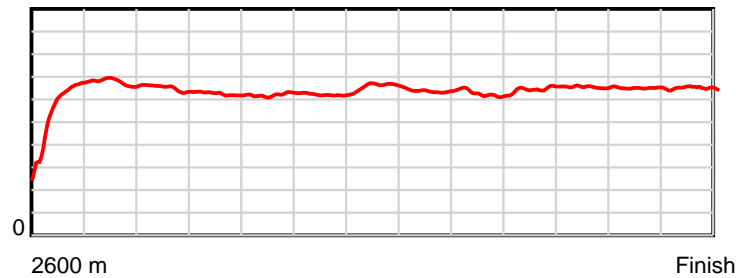
HRNZ and NZMTC and Thoroughbred Ratings Pty Ltd accepts no responsibility for the completeness or accuracy of any of the information contained herein, and makes no representations about its suitability for any particular purpose. Users should make their own judgements about those matters and/or seek independent advice. You assume all risks associated with use of the data provided on this page.

Race Results

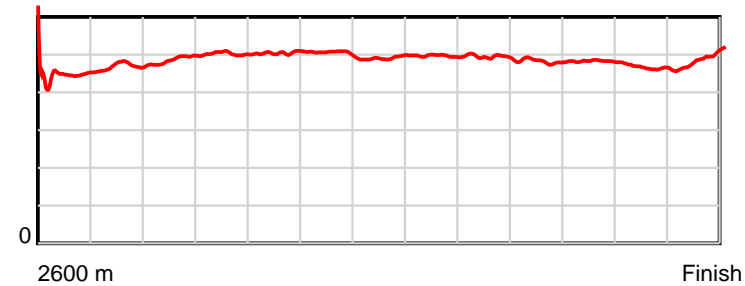
July 05, 2020, Race 3, XCM SPORT PACE, Distance 2600m, Addington - Survey 3200m

Result	TAB no.	Horse (Barrier)	2200m to	2000m to	1800m to	1600m to	1400m to	1200m to	1000m to	800m to	600m to	400m to	200m to	Total or	Margin
7th	10	Gomeo Denario (8)	2000m	1800m	1600m	1400m	1200m	1000m	800m	600m	400m	200m	WP	Average	
		Position in running (margin)	3(3.5)	3(1.6)	3(1.4)	3(2.9)	4(2.4)	4(4.3)	4(4.6)	3(2.6)	2(1.2)	3(2.0)	4(3.5)		8.40
		Sectional time (s)	15.47	16.25	16.66	16.37	14.97	15.84	16.01	14.86	15.10	14.38	15.15		
		Cumulative time (s)	171.06	155.59	139.34	122.68	106.31	91.34	75.50	59.49	44.63	29.53	15.15	3:21.52	
		Speed (m/s)	12.93	12.31	12.00	12.22	13.36	12.63	12.49	13.46	13.25	13.91	13.20	12.90	
		Stride length (m)	6.29	6.18	6.06	6.17	6.57	6.27	6.16	6.49	6.39	6.46	6.51	6.26	
		Stride duration (s)	0.487	0.502	0.505	0.505	0.491	0.497	0.494	0.483	0.482	0.464	0.493	0.485	
		Stride efficiency (%)	61.88	59.75	57.35	59.45	67.36	61.46	59.37	65.91	63.76	65.19	66.17	61.16	
		Stride count	31.78	32.34	33.01	32.43	30.46	31.89	32.45	30.79	31.31	30.96	30.74	415.61	

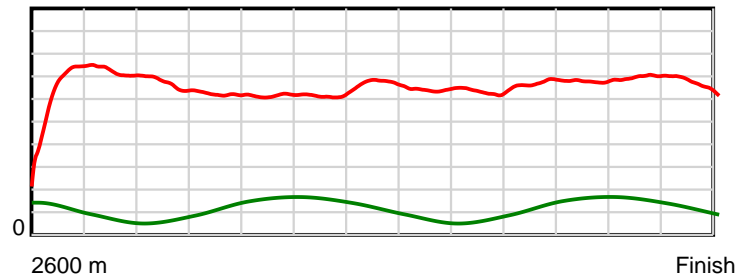
10 m Stride length



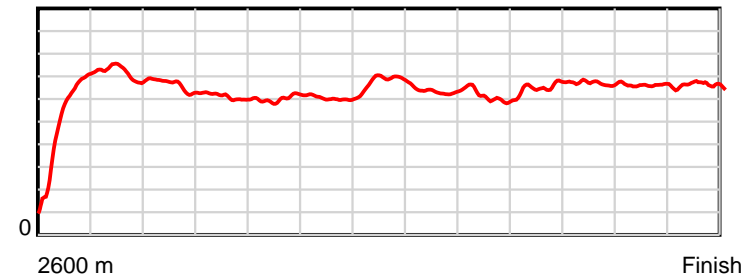
0.6 s Stride duration



20 m/sec Speed



100 % Stride efficiency



Note: Horizontal distance axis grid lines are 200m furlongs.

Disclaimer.

HRNZ and NZMTC and Thoroughbred Ratings Pty Ltd accepts no responsibility for the completeness or accuracy of any of the information contained herein, and makes no representations about its suitability for any particular purpose. Users should make their own judgements about those matters and/or seek independent advice. You assume all risks associated with use of the data provided on this page.



Race Results



July 05, 2020, Race 3, XCM SPORT PACE, Distance 2600m, Addington - Survey 3200m

Result	TAB no.	Horse (Barrier)	2600 to	2400m to
8th	4	Sister's Delig... (3)	2400m	2200m
		Position in running (margin)	-	5(6.1)
		Sectional time (s)	16.96	14.23
		Cumulative time (s)	201.77	184.81
		Speed (m/s)	11.79	14.05
		Stride length (m)	4.94	5.84
		Stride duration (s)	0.404	0.416
		Stride efficiency (%)	38.20	53.37
		Stride count	40.45	34.22

Disclaimer.

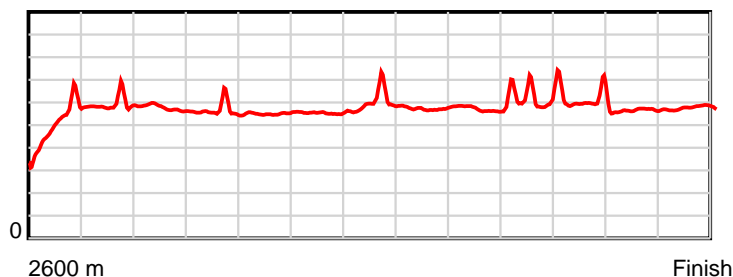
HRNZ and NZMTC and Thoroughbred Ratings Pty Ltd accepts no responsibility for the completeness or accuracy of any of the information contained herein, and makes no representations about its suitability for any particular purpose. Users should make their own judgements about those matters and/or seek independent advice. You assume all risks associated with use of the data provided on this page.

Race Results

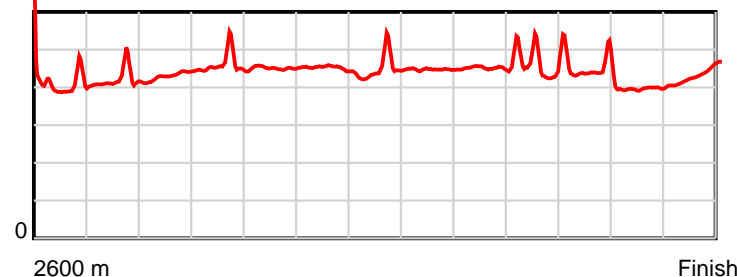
July 05, 2020, Race 3, XCM SPORT PACE, Distance 2600m, Addington - Survey 3200m

Result	TAB no.	Horse (Barrier)	2200m to	2000m to	1800m to	1600m to	1400m to	1200m to	1000m to	800m to	600m to	400m to	200m to	Total or	Margin
8th	4	Sister's Delig... (3)	2000m	1800m	1600m	1400m	1200m	1000m	800m	600m	400m	200m	WP	Average	
		Position in running (margin)	5(6.9)	5(3.7)	5(3.4)	5(4.3)	6(4.6)	5(5.9)	6(6.4)	5(4.5)	4(2.8)	4(2.7)	5(3.7)		9.80
		Sectional time (s)	15.24	16.24	16.58	16.50	14.87	15.87	16.02	14.82	14.94	14.31	15.19		
		Cumulative time (s)	170.58	155.34	139.10	122.52	106.02	91.15	75.28	59.26	44.44	29.50	15.19	3:21.77	
		Speed (m/s)	13.12	12.32	12.06	12.12	13.45	12.60	12.48	13.50	13.39	13.98	13.17	12.89	
		Stride length (m)	5.64	5.59	5.44	5.47	5.92	5.64	5.61	6.17	5.90	5.55	5.75	5.64	
		Stride duration (s)	0.430	0.454	0.451	0.451	0.440	0.447	0.450	0.457	0.441	0.397	0.437	0.438	
		Stride efficiency (%)	49.77	48.90	46.31	46.78	54.80	49.65	49.24	59.41	54.48	48.12	51.73	49.68	
		Stride count	35.44	35.75	36.74	36.55	33.77	35.48	35.63	32.44	33.87	36.04	34.76	461.14	

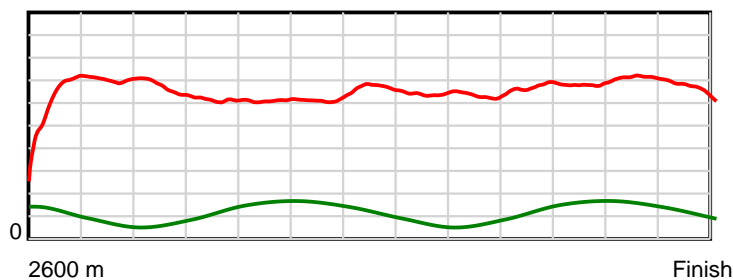
10 m Stride length



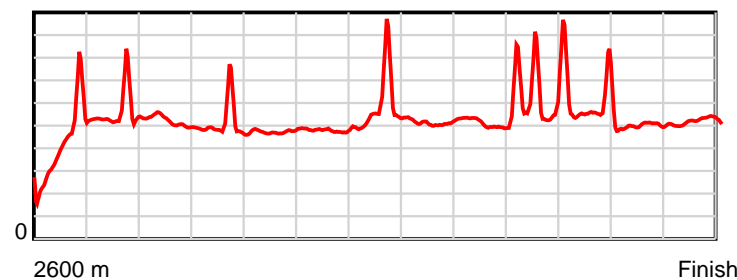
0.6 s Stride duration



20 m/sec Speed



100 % Stride efficiency



Note: Horizontal distance axis grid lines are 200m furlongs.

Disclaimer.

HRNZ and NZMTC and Thoroughbred Ratings Pty Ltd accepts no responsibility for the completeness or accuracy of any of the information contained herein, and makes no representations about its suitability for any particular purpose. Users should make their own judgements about those matters and/or seek independent advice. You assume all risks associated with use of the data provided on this page.