



Race Results

NZ Metropolitan Trotting Club Inc, HRNZ, July 05, 2020

Compilation date: July 5, 2020, 2:39:53 PM (NZST)

Copyright © 2020 HRNZ and NZMTC. All rights reserved.

Trademarks.

StrideMASTER is a registered trademark of Thoroughbred Ratings Pty Ltd.

Disclaimer.

HRNZ and NZMTC and Thoroughbred Ratings Pty Ltd accepts no responsibility for the completeness or accuracy of any of the information contained herein, and makes no representations about its suitability for any particular purpose. Users should make their own judgements about those matters and/or seek independent advice. You assume all risks associated with use of the data provided on this page.



Race Results



July 05, 2020, Race 5, NEW TRACKSIDE MENU AT ADDINGTON PACE, Distance 2600m, Addington - Survey 3200m

Result	TAB no.	Horse (Barrier)	2600 to	2400m to
1st	2	Arocknathepar... (2)	2400m	2200m
		Position in running (margin)	-	1(0.0)
		Sectional time (s)	15.63	14.23
		Cumulative time (s)	195.58	179.95
		Speed (m/s)	12.80	14.05
		Stride length (m)	5.74	6.49
		Stride duration (s)	0.448	0.462
		Stride efficiency (%)	51.52	65.89
		Stride count	34.83	30.80

Disclaimer.

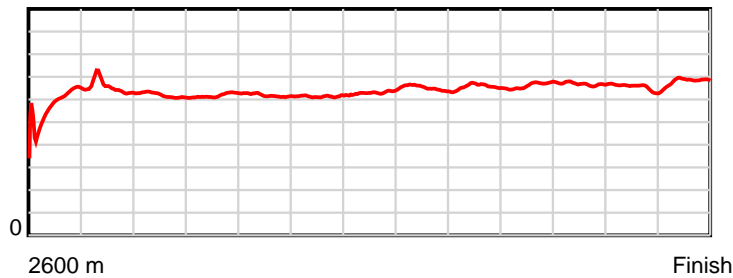
HRNZ and NZMTC and Thoroughbred Ratings Pty Ltd accepts no responsibility for the completeness or accuracy of any of the information contained herein, and makes no representations about its suitability for any particular purpose. Users should make their own judgements about those matters and/or seek independent advice. You assume all risks associated with use of the data provided on this page.

Race Results

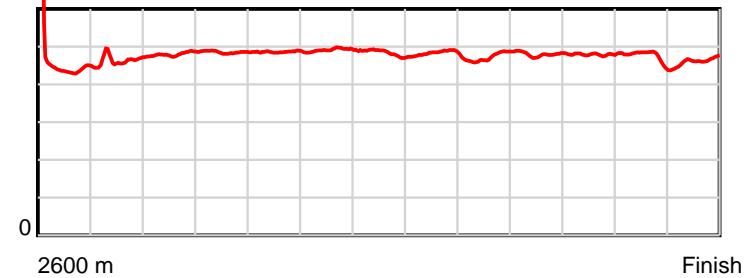
July 05, 2020, Race 5, NEW TRACKSIDE MENU AT ADDINGTON PACE, Distance 2600m, Addington - Survey 3200m

Result	TAB no.	Horse (Barrier)	2200m to	2000m to	1800m to	1600m to	1400m to	1200m to	1000m to	800m to	600m to	400m to	200m to	Total or	Margin
1st	2	Arocknatthepar... (2)	2000m	1800m	1600m	1400m	1200m	1000m	800m	600m	400m	200m	WP	Average	
		Position in running (margin)	1(0.0)	1(0.0)	1(0.0)	1(0.0)	1(0.0)	1(0.0)	1(0.0)	1(0.0)	1(0.0)	1(0.0)	1(0.0)		0.00
		Sectional time (s)	15.72	15.82	15.91	16.11	15.38	14.90	14.65	14.50	14.64	14.49	13.60		
		Cumulative time (s)	165.72	150.00	134.18	118.27	102.16	86.78	71.88	57.23	42.73	28.09	13.60	3:15.58	
		Speed (m/s)	12.72	12.64	12.57	12.41	13.00	13.42	13.65	13.79	13.66	13.80	14.71	13.29	
		Stride length (m)	6.11	6.14	6.11	6.09	6.28	6.48	6.45	6.62	6.55	6.51	6.80	6.32	
		Stride duration (s)	0.480	0.485	0.486	0.491	0.483	0.483	0.473	0.480	0.479	0.472	0.462	0.476	
		Stride efficiency (%)	58.28	58.82	58.35	57.97	61.67	65.67	65.07	68.51	67.00	66.26	72.21	62.50	
		Stride count	32.75	32.60	32.73	32.84	31.84	30.85	30.99	30.21	30.54	30.71	29.42	411.11	

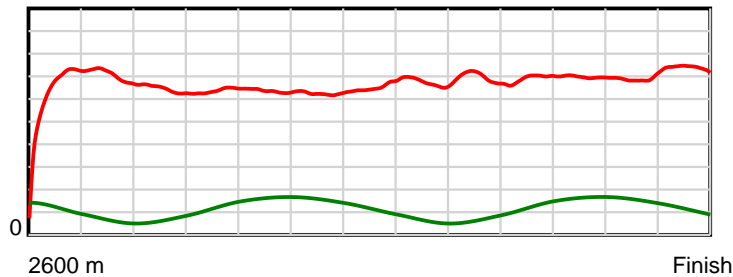
10 m Stride length



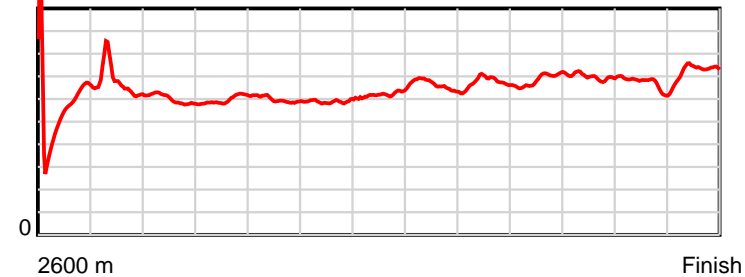
0.6 s Stride duration



20 m/sec Speed



100 % Stride efficiency



Note: Horizontal distance axis grid lines are 200m furlongs.

Disclaimer.

HRNZ and NZMTC and Thoroughbred Ratings Pty Ltd accepts no responsibility for the completeness or accuracy of any of the information contained herein, and makes no representations about its suitability for any particular purpose. Users should make their own judgements about those matters and/or seek independent advice. You assume all risks associated with use of the data provided on this page.



Race Results



July 05, 2020, Race 5, NEW TRACKSIDE MENU AT ADDINGTON PACE, Distance 2600m, Addington - Survey 3200m

Result	TAB no.	Horse (Barrier)	2600 to	2400m to
2nd	5	American Snipe... (4)	2400m	2200m
		Position in running (margin)	-	3(2.1)
		Sectional time (s)	15.96	14.21
		Cumulative time (s)	196.24	180.28
		Speed (m/s)	12.53	14.07
		Stride length (m)	5.72	6.39
		Stride duration (s)	0.456	0.454
		Stride efficiency (%)	51.17	63.79
		Stride count	34.95	31.30

Disclaimer.

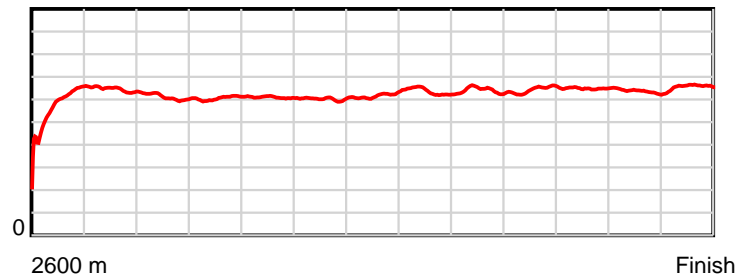
HRNZ and NZMTC and Thoroughbred Ratings Pty Ltd accepts no responsibility for the completeness or accuracy of any of the information contained herein, and makes no representations about its suitability for any particular purpose. Users should make their own judgements about those matters and/or seek independent advice. You assume all risks associated with use of the data provided on this page.

Race Results

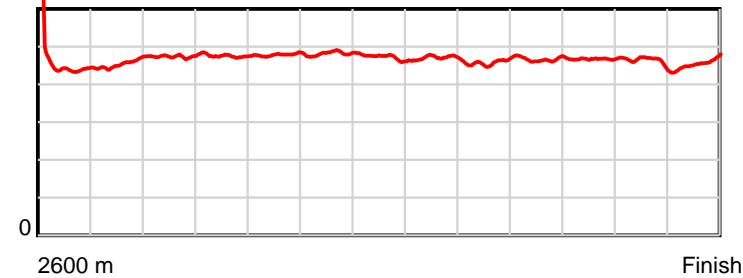
July 05, 2020, Race 5, NEW TRACKSIDE MENU AT ADDINGTON PACE, Distance 2600m, Addington - Survey 3200m

Result	TAB no.	Horse (Barrier)	2200m to	2000m to	1800m to	1600m to	1400m to	1200m to	1000m to	800m to	600m to	400m to	200m to	Total or	Margin
2nd	5	American Snipe... (4)	2000m	1800m	1600m	1400m	1200m	1000m	800m	600m	400m	200m	WP	Average	
		Position in running (margin)	2(2.0)	2(2.1)	2(2.1)	2(1.9)	2(1.6)	2(1.7)	2(2.0)	2(1.7)	3(2.2)	3(1.7)	2(1.9)		3.80
		Sectional time (s)	15.73	15.82	15.88	16.06	15.40	14.95	14.60	14.60	14.55	14.53	13.95		
		Cumulative time (s)	166.07	150.34	134.52	118.64	102.58	87.18	72.23	57.63	43.03	28.48	13.95	3:16.24	
		Speed (m/s)	12.71	12.64	12.59	12.45	12.99	13.38	13.70	13.70	13.75	13.76	14.34	13.25	
		Stride length (m)	6.02	6.01	6.03	5.99	6.14	6.29	6.28	6.39	6.42	6.33	6.56	6.19	
		Stride duration (s)	0.474	0.475	0.479	0.481	0.472	0.470	0.458	0.466	0.467	0.460	0.458	0.467	
		Stride efficiency (%)	56.65	56.42	56.85	56.09	58.84	61.81	61.60	63.82	64.34	62.70	67.24	59.87	
		Stride count	33.22	33.28	33.16	33.38	32.59	31.80	31.85	31.29	31.17	31.57	30.49	420.05	

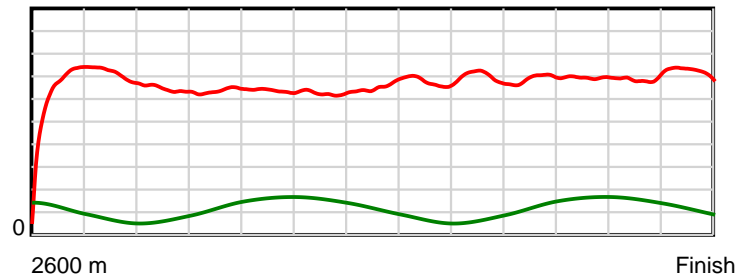
10 m Stride length



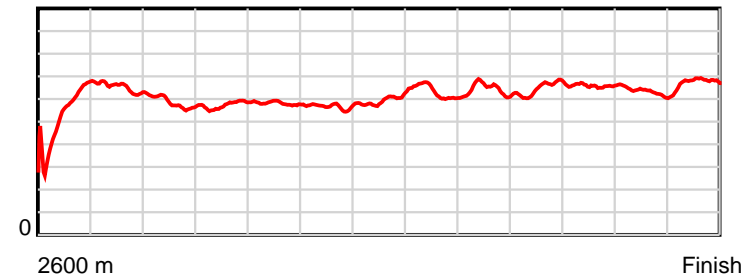
0.5 s Stride duration



20 m/sec Speed



100 % Stride efficiency



Note: Horizontal distance axis grid lines are 200m furlongs.

Disclaimer.

HRNZ and NZMTC and Thoroughbred Ratings Pty Ltd accepts no responsibility for the completeness or accuracy of any of the information contained herein, and makes no representations about its suitability for any particular purpose. Users should make their own judgements about those matters and/or seek independent advice. You assume all risks associated with use of the data provided on this page.



Race Results



July 05, 2020, Race 5, NEW TRACKSIDE MENU AT ADDINGTON PACE, Distance 2600m, Addington - Survey 3200m

Result	TAB no.	Horse (Barrier)	2600 to	2400m to
3rd	9	Blue Chip Deli... (7)	2400m	2200m
		Position in running (margin)	-	4(2.8)
		Sectional time (s)	15.98	14.45
		Cumulative time (s)	196.80	180.82
		Speed (m/s)	12.52	13.84
		Stride length (m)	5.46	6.15
		Stride duration (s)	0.430	0.444
		Stride efficiency (%)	46.65	59.04
		Stride count	36.60	32.54

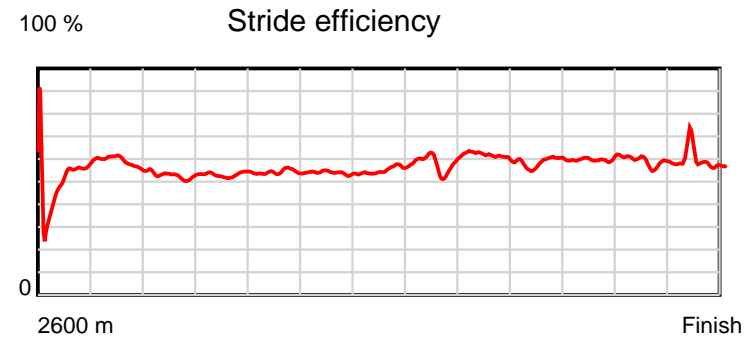
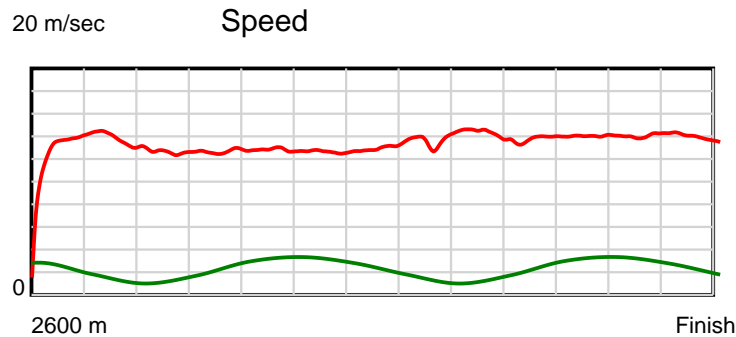
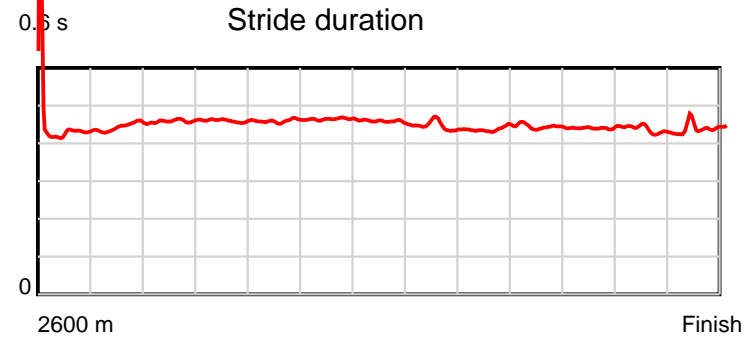
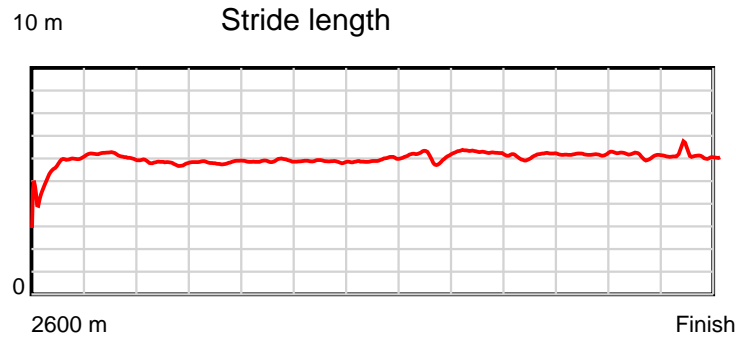
Disclaimer.

HRNZ and NZMTC and Thoroughbred Ratings Pty Ltd accepts no responsibility for the completeness or accuracy of any of the information contained herein, and makes no representations about its suitability for any particular purpose. Users should make their own judgements about those matters and/or seek independent advice. You assume all risks associated with use of the data provided on this page.

Race Results

July 05, 2020, Race 5, NEW TRACKSIDE MENU AT ADDINGTON PACE, Distance 2600m, Addington - Survey 3200m

Result	TAB no.	Horse (Barrier)	2200m to	2000m to	1800m to	1600m to	1400m to	1200m to	1000m to	800m to	600m to	400m to	200m to	Total or	Margin
3rd	9	Blue Chip Deli... (7)	2000m	1800m	1600m	1400m	1200m	1000m	800m	600m	400m	200m	WP	Average	
		Position in running (margin)	5(4.1)	6(7.3)	6(7.0)	6(7.9)	5(6.1)	5(5.8)	5(4.4)	4(3.3)	4(3.5)	4(3.8)	4(2.9)		7.00
		Sectional time (s)	16.24	15.77	16.06	15.81	15.34	14.67	14.46	14.54	14.69	14.34	14.45		
		Cumulative time (s)	166.37	150.13	134.36	118.30	102.49	87.15	72.48	58.02	43.48	28.79	14.45	3:16.80	
		Speed (m/s)	12.32	12.68	12.45	12.65	13.04	13.63	13.83	13.76	13.61	13.95	13.84	13.21	
		Stride length (m)	5.65	5.83	5.72	5.87	5.97	6.08	6.07	6.10	6.00	6.06	6.11	5.92	
		Stride duration (s)	0.459	0.460	0.460	0.464	0.458	0.446	0.439	0.444	0.441	0.435	0.442	0.448	
		Stride efficiency (%)	49.91	53.17	51.19	53.89	55.74	57.78	57.59	58.24	56.28	57.43	58.36	54.83	
		Stride count	35.39	34.29	34.94	34.06	33.49	32.89	32.94	32.76	33.33	32.99	32.73	438.95	



Note: Horizontal distance axis grid lines are 200m furlongs.

Disclaimer.

HRNZ and NZMTC and Thoroughbred Ratings Pty Ltd accepts no responsibility for the completeness or accuracy of any of the information contained herein, and makes no representations about its suitability for any particular purpose. Users should make their own judgements about those matters and/or seek independent advice. You assume all risks associated with use of the data provided on this page.



Race Results



July 05, 2020, Race 5, NEW TRACKSIDE MENU AT ADDINGTON PACE, Distance 2600m, Addington - Survey 3200m

Result	TAB no.	Horse (Barrier)	2600 to	2400m to
4th	3	Stealth Bomba (3)	2400m	2200m
		Position in running (margin)	-	7(12.3)
		Sectional time (s)	17.67	14.36
		Cumulative time (s)	196.93	179.26
		Speed (m/s)	11.32	13.93
		Stride length (m)	5.20	6.36
		Stride duration (s)	0.459	0.457
		Stride efficiency (%)	42.27	63.22
		Stride count	38.45	31.44

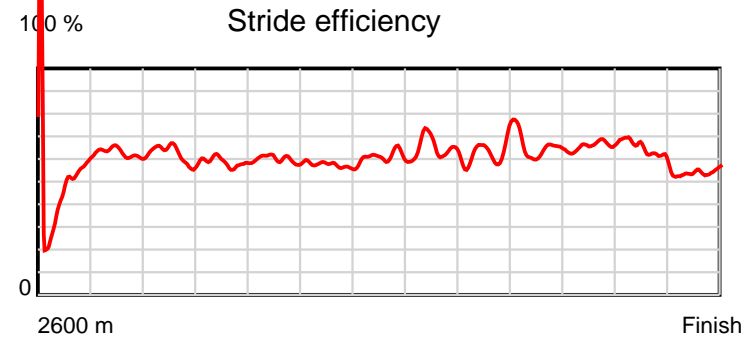
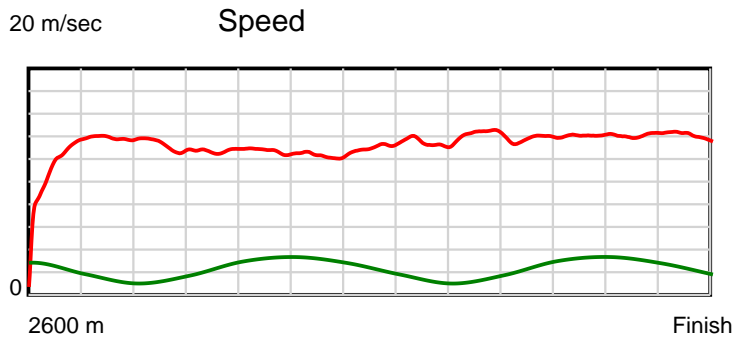
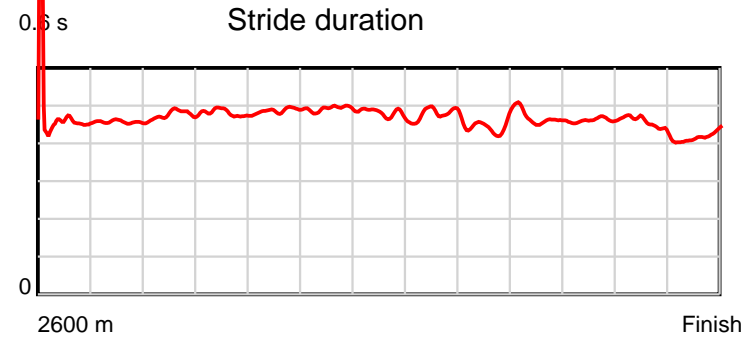
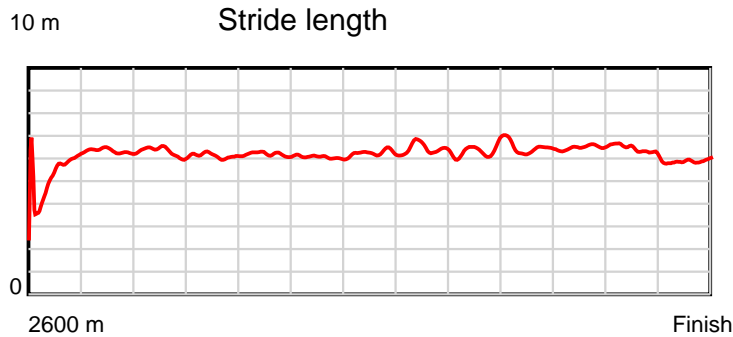
Disclaimer.

HRNZ and NZMTC and Thoroughbred Ratings Pty Ltd accepts no responsibility for the completeness or accuracy of any of the information contained herein, and makes no representations about its suitability for any particular purpose. Users should make their own judgements about those matters and/or seek independent advice. You assume all risks associated with use of the data provided on this page.

Race Results

July 05, 2020, Race 5, NEW TRACKSIDE MENU AT ADDINGTON PACE, Distance 2600m, Addington - Survey 3200m

Result	TAB no.	Horse (Barrier)	2200m to	2000m to	1800m to	1600m to	1400m to	1200m to	1000m to	800m to	600m to	400m to	200m to	Total or	Margin
4th	3	Stealth Bomba (3)	2000m	1800m	1600m	1400m	1200m	1000m	800m	600m	400m	200m	WP	Average	
		Position in running (margin)	7(13.0)	7(10.0)	7(8.7)	7(8.4)	7(8.0)	7(7.9)	7(7.5)	7(5.4)	6(5.2)	6(4.9)	5(4.3)		7.70
		Sectional time (s)	15.20	15.62	15.85	16.05	15.36	14.84	14.30	14.45	14.59	14.40	14.24		
		Cumulative time (s)	164.90	149.70	134.08	118.23	102.18	86.82	71.98	57.68	43.23	28.64	14.24	3:16.93	
		Speed (m/s)	13.16	12.80	12.62	12.46	13.02	13.48	13.99	13.84	13.71	13.89	14.04	13.20	
		Stride length (m)	6.26	6.16	6.14	6.13	6.25	6.45	6.27	6.44	6.32	6.24	5.91	6.15	
		Stride duration (s)	0.476	0.481	0.487	0.492	0.480	0.479	0.448	0.466	0.461	0.449	0.421	0.466	
		Stride efficiency (%)	61.21	59.30	58.94	58.70	61.11	65.10	61.43	64.85	62.46	60.88	54.54	59.05	
		Stride count	31.96	32.47	32.57	32.63	31.98	30.99	31.90	31.05	31.63	32.04	33.85	422.96	



Note: Horizontal distance axis grid lines are 200m furlongs.

Disclaimer.

HRNZ and NZMTC and Thoroughbred Ratings Pty Ltd accepts no responsibility for the completeness or accuracy of any of the information contained herein, and makes no representations about its suitability for any particular purpose. Users should make their own judgements about those matters and/or seek independent advice. You assume all risks associated with use of the data provided on this page.



Race Results



July 05, 2020, Race 5, NEW TRACKSIDE MENU AT ADDINGTON PACE, Distance 2600m, Addington - Survey 3200m

Result	TAB no.	Horse (Barrier)	2600 to	2400m to
5th	10	Champagneandwi... (8)	2400m	2200m
		Position in running (margin)	-	2(0.8)
		Sectional time (s)	15.61	14.59
		Cumulative time (s)	197.31	181.70
		Speed (m/s)	12.81	13.71
		Stride length (m)	5.34	5.98
		Stride duration (s)	0.411	0.436
		Stride efficiency (%)	44.59	55.84
		Stride count	37.44	33.46

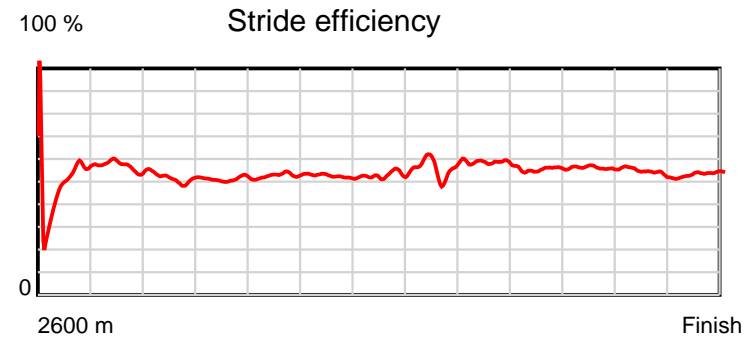
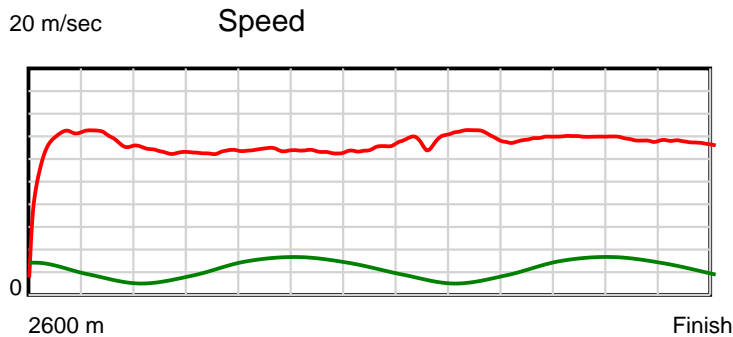
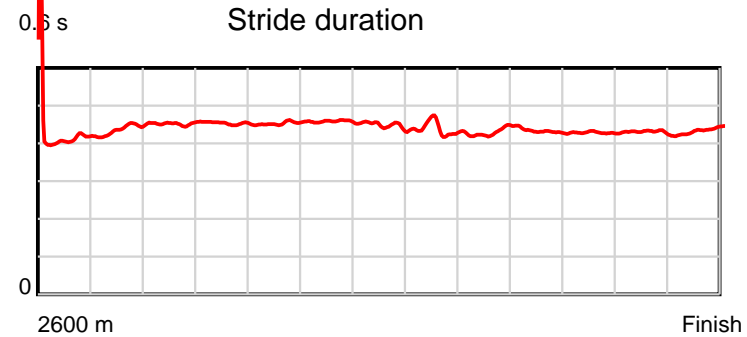
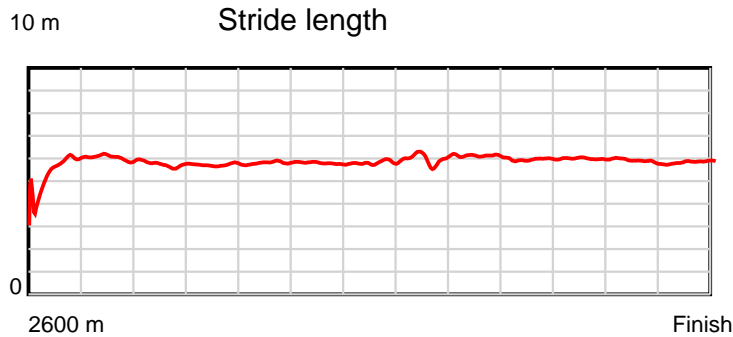
Disclaimer.

HRNZ and NZMTC and Thoroughbred Ratings Pty Ltd accepts no responsibility for the completeness or accuracy of any of the information contained herein, and makes no representations about its suitability for any particular purpose. Users should make their own judgements about those matters and/or seek independent advice. You assume all risks associated with use of the data provided on this page.

Race Results

July 05, 2020, Race 5, NEW TRACKSIDE MENU AT ADDINGTON PACE, Distance 2600m, Addington - Survey 3200m

Result	TAB no.	Horse (Barrier)	2200m to	2000m to	1800m to	1600m to	1400m to	1200m to	1000m to	800m to	600m to	400m to	200m to	Total or	Margin
5th	10	Champagneandwi... (8)	2000m	1800m	1600m	1400m	1200m	1000m	800m	600m	400m	200m	WP	Average	
		Position in running (margin)	3(2.9)	4(5.1)	4(5.2)	4(5.2)	3(4.0)	3(3.8)	3(2.9)	3(1.9)	2(1.7)	2(1.5)	3(2.8)		9.90
		Sectional time (s)	16.07	15.85	15.89	15.92	15.34	14.76	14.48	14.48	14.61	14.70	15.01		
		Cumulative time (s)	167.11	151.04	135.19	119.30	103.38	88.04	73.28	58.80	44.32	29.71	15.01	3:17.31	
		Speed (m/s)	12.45	12.62	12.59	12.56	13.04	13.55	13.81	13.81	13.69	13.61	13.32	13.18	
		Stride length (m)	5.63	5.72	5.70	5.75	5.84	5.94	5.95	5.96	5.87	5.84	5.80	5.79	
		Stride duration (s)	0.452	0.454	0.453	0.458	0.448	0.438	0.431	0.431	0.429	0.429	0.436	0.439	
		Stride efficiency (%)	49.48	51.19	50.77	51.73	53.24	55.15	55.41	55.42	53.81	53.27	52.61	52.37	
		Stride count	35.54	34.94	35.09	34.76	34.26	33.66	33.59	33.58	34.08	34.25	34.47	449.12	



Note: Horizontal distance axis grid lines are 200m furlongs.

Disclaimer.

HRNZ and NZMTC and Thoroughbred Ratings Pty Ltd accepts no responsibility for the completeness or accuracy of any of the information contained herein, and makes no representations about its suitability for any particular purpose. Users should make their own judgements about those matters and/or seek independent advice. You assume all risks associated with use of the data provided on this page.



Race Results



July 05, 2020, Race 5, NEW TRACKSIDE MENU AT ADDINGTON PACE, Distance 2600m, Addington - Survey 3200m

Result	TAB no.	Horse (Barrier)	2600 to	2400m to
6th	1	Katchalight (1)	2400m	2200m
		Position in running (margin)	-	6(8.3)
		Sectional time (s)	16.82	13.97
		Cumulative time (s)	197.43	180.61
		Speed (m/s)	11.89	14.32
		Stride length (m)	5.10	6.12
		Stride duration (s)	0.419	0.427
		Stride efficiency (%)	40.62	58.51
		Stride count	39.23	32.69

Disclaimer.

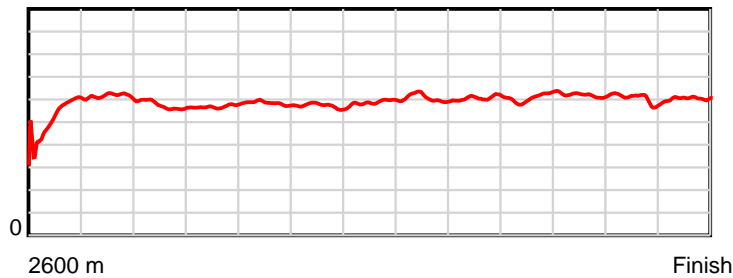
HRNZ and NZMTC and Thoroughbred Ratings Pty Ltd accepts no responsibility for the completeness or accuracy of any of the information contained herein, and makes no representations about its suitability for any particular purpose. Users should make their own judgements about those matters and/or seek independent advice. You assume all risks associated with use of the data provided on this page.

Race Results

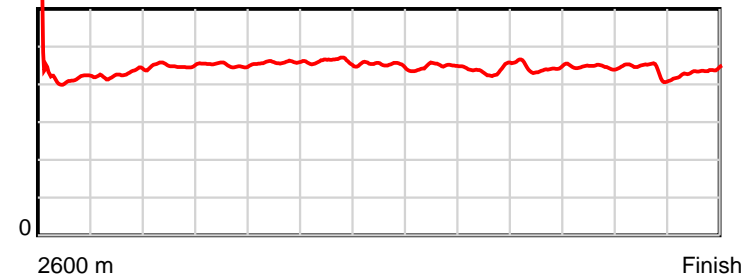
July 05, 2020, Race 5, NEW TRACKSIDE MENU AT ADDINGTON PACE, Distance 2600m, Addington - Survey 3200m

Result	TAB no.	Horse (Barrier)	2200m to	2000m to	1800m to	1600m to	1400m to	1200m to	1000m to	800m to	600m to	400m to	200m to	Total or	Margin
6th	1	Katchalight (1)	2000m	1800m	1600m	1400m	1200m	1000m	800m	600m	400m	200m	WP	Average	
		Position in running (margin)	6(6.7)	5(6.7)	5(6.6)	5(6.5)	6(6.7)	6(5.9)	6(6.0)	6(5.3)	7(5.9)	7(5.7)	7(6.4)		10.60
		Sectional time (s)	15.72	15.81	15.90	16.15	15.24	14.92	14.53	14.60	14.60	14.61	14.56		
		Cumulative time (s)	166.64	150.92	135.11	119.21	103.06	87.82	72.90	58.37	43.77	29.17	14.56	3:17.43	
		Speed (m/s)	12.72	12.65	12.58	12.38	13.12	13.40	13.76	13.70	13.70	13.69	13.74	13.17	
		Stride length (m)	5.72	5.71	5.76	5.70	5.94	6.00	6.04	6.09	6.11	6.00	5.96	5.85	
		Stride duration (s)	0.449	0.451	0.458	0.460	0.453	0.448	0.439	0.445	0.446	0.438	0.434	0.444	
		Stride efficiency (%)	51.08	50.87	51.91	50.81	55.21	56.25	56.97	57.97	58.33	56.20	55.57	53.52	
		Stride count	34.98	35.05	34.70	35.07	33.65	33.33	33.12	32.84	32.74	33.35	33.54	444.29	

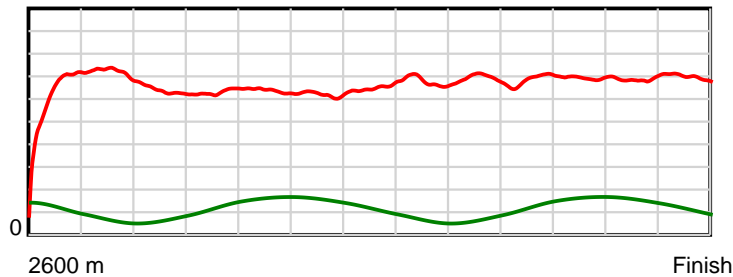
10 m Stride length



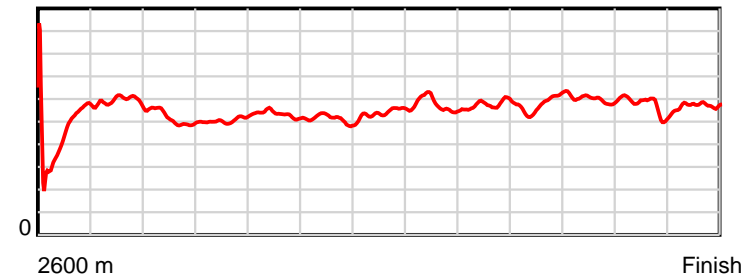
0.5 s Stride duration



20 m/sec Speed



100 % Stride efficiency



Note: Horizontal distance axis grid lines are 200m furlongs.

Disclaimer.

HRNZ and NZMTC and Thoroughbred Ratings Pty Ltd accepts no responsibility for the completeness or accuracy of any of the information contained herein, and makes no representations about its suitability for any particular purpose. Users should make their own judgements about those matters and/or seek independent advice. You assume all risks associated with use of the data provided on this page.



Race Results



July 05, 2020, Race 5, NEW TRACKSIDE MENU AT ADDINGTON PACE, Distance 2600m, Addington - Survey 3200m

Result	TAB no.	Horse (Barrier)	2600 to	2400m to
7th	8	Pats Dragon (6)	2400m	2200m
		Position in running (margin)	-	5(5.9)
		Sectional time (s)	16.54	13.91
		Cumulative time (s)	197.47	180.93
		Speed (m/s)	12.09	14.38
		Stride length (m)	7.59	6.65
		Stride duration (s)	0.617	0.463
		Stride efficiency (%)	89.94	69.20
		Stride count	26.36	30.06

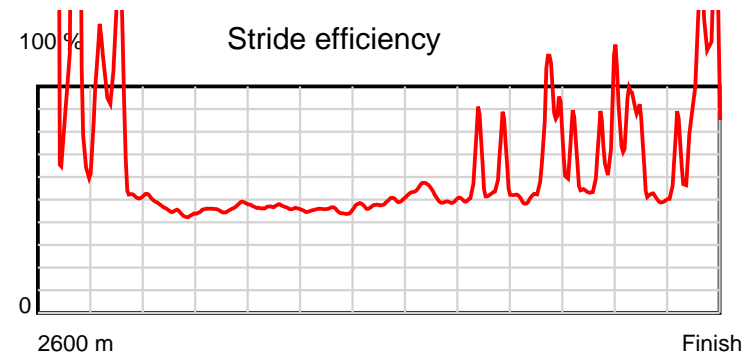
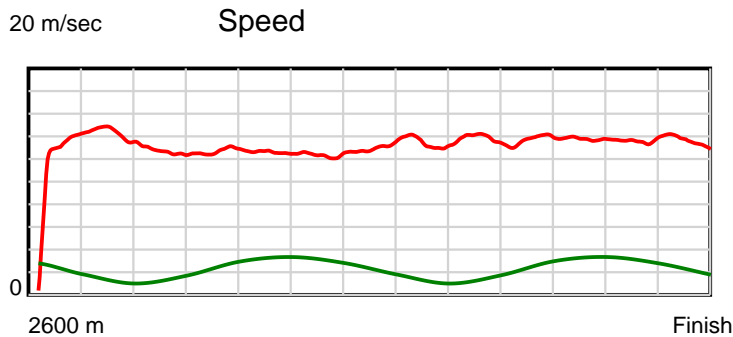
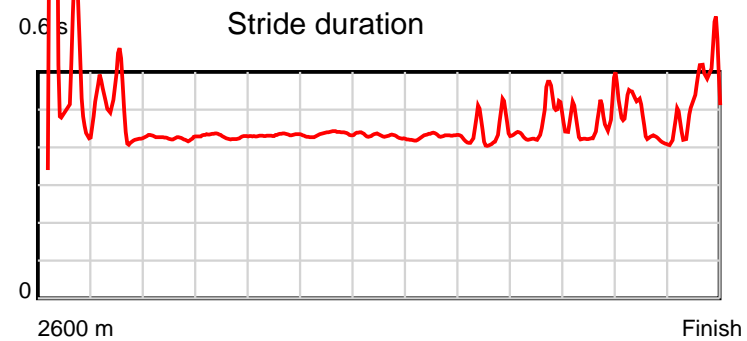
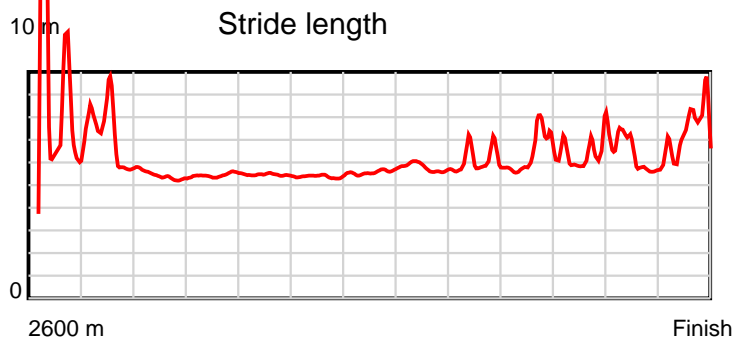
Disclaimer.

HRNZ and NZMTC and Thoroughbred Ratings Pty Ltd accepts no responsibility for the completeness or accuracy of any of the information contained herein, and makes no representations about its suitability for any particular purpose. Users should make their own judgements about those matters and/or seek independent advice. You assume all risks associated with use of the data provided on this page.

Race Results

July 05, 2020, Race 5, NEW TRACKSIDE MENU AT ADDINGTON PACE, Distance 2600m, Addington - Survey 3200m

Result	TAB no.	Horse (Barrier)	2200m to	2000m to	1800m to	1600m to	1400m to	1200m to	1000m to	800m to	600m to	400m to	200m to	Total or	Margin
7th	8	Pats Dragon (6)	2000m	1800m	1600m	1400m	1200m	1000m	800m	600m	400m	200m	WP	Average	
		Position in running (margin)	4(4.0)	3(4.4)	3(3.8)	3(4.8)	4(4.3)	4(3.9)	4(3.9)	5(3.7)	5(4.3)	5(4.2)	6(4.3)		10.80
		Sectional time (s)	15.79	15.71	16.08	16.04	15.31	14.91	14.62	14.60	14.62	14.52	14.82		
		Cumulative time (s)	167.02	151.23	135.52	119.44	103.40	88.09	73.18	58.56	43.96	29.34	14.82	3:17.47	
		Speed (m/s)	12.67	12.73	12.44	12.47	13.06	13.41	13.68	13.70	13.68	13.77	13.50	13.17	
		Stride length (m)	5.39	5.46	5.38	5.43	5.62	5.77	5.90	6.11	6.22	6.04	6.47	5.95	
		Stride duration (s)	0.425	0.429	0.432	0.436	0.430	0.430	0.431	0.446	0.454	0.438	0.480	0.452	
		Stride efficiency (%)	45.38	46.62	45.21	46.11	49.41	52.01	54.41	58.30	60.41	56.95	65.50	55.26	
		Stride count	37.11	36.62	37.18	36.82	35.57	34.67	33.89	32.74	32.17	33.13	30.89	437.21	



Note: Horizontal distance axis grid lines are 200m furlongs.

Disclaimer.

HRNZ and NZMTC and Thoroughbred Ratings Pty Ltd accepts no responsibility for the completeness or accuracy of any of the information contained herein, and makes no representations about its suitability for any particular purpose. Users should make their own judgements about those matters and/or seek independent advice. You assume all risks associated with use of the data provided on this page.