



Race Results

NZ Metropolitan Trotting Club Inc, HRNZ, July 10, 2020

Compilation date: July 10, 2020, 5:19:07 PM (NZST)

Copyright © 2020 HRNZ and NZMTC. All rights reserved.

Trademarks.

StrideMASTER is a registered trademark of Thoroughbred Ratings Pty Ltd.

Disclaimer.

HRNZ and NZMTC and Thoroughbred Ratings Pty Ltd accepts no responsibility for the completeness or accuracy of any of the information contained herein, and makes no representations about its suitability for any particular purpose. Users should make their own judgements about those matters and/or seek independent advice. You assume all risks associated with use of the data provided on this page.



Race Results



July 10, 2020, Race 1, , Distance 2600m, Addington - Survey 3200m

Result	TAB no.	Horse (Barrier)	2600 to	2400m to
1st	1	Princess Dakot... (1)	2400m	2200m
		Position in running (margin)	-	2(0.4)
		Sectional time (s)	18.09	16.59
		Cumulative time (s)	208.71	190.62
		Speed (m/s)	11.06	12.06
		Stride length (m)	5.04	5.56
		Stride duration (s)	0.455	0.461
		Stride efficiency (%)	39.72	48.29
		Stride count	39.67	35.98

Disclaimer.

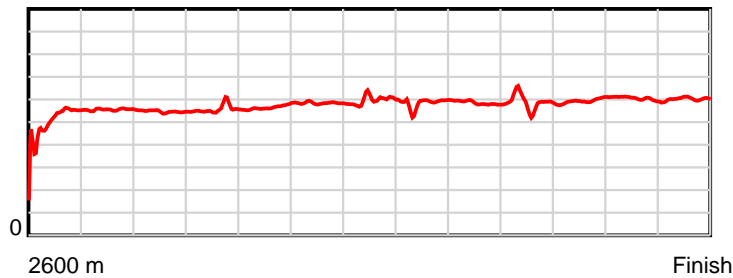
HRNZ and NZMTC and Thoroughbred Ratings Pty Ltd accepts no responsibility for the completeness or accuracy of any of the information contained herein, and makes no representations about its suitability for any particular purpose. Users should make their own judgements about those matters and/or seek independent advice. You assume all risks associated with use of the data provided on this page.

Race Results

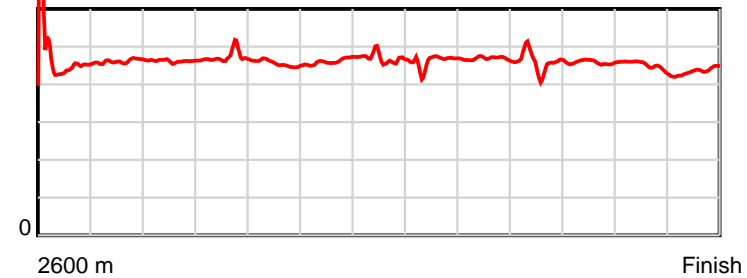
July 10, 2020, Race 1, , Distance 2600m, Addington - Survey 3200m

Result	TAB no.	Horse (Barrier)	2200m to	2000m to	1800m to	1600m to	1400m to	1200m to	1000m to	800m to	600m to	400m to	200m to	Total or	Margin
1st	1	Princess Dakot... (1)	2000m	1800m	1600m	1400m	1200m	1000m	800m	600m	400m	200m	WP	Average	
		Position in running (margin)	1(0.0)	1(0.0)	1(0.0)	2(0.4)	2(2.3)	3(2.3)	3(2.2)	3(2.3)	3(2.1)	3(1.7)	3(1.5)		0.00
		Sectional time (s)	17.00	16.98	16.19	15.79	15.66	15.84	16.11	15.64	15.42	14.85	14.55		
		Cumulative time (s)	174.03	157.03	140.05	123.86	108.07	92.41	76.57	60.46	44.82	29.40	14.55	3:28.71	
		Speed (m/s)	11.76	11.78	12.35	12.67	12.77	12.63	12.41	12.79	12.97	13.47	13.75	12.46	
		Stride length (m)	5.43	5.52	5.62	5.84	5.94	5.81	5.81	5.84	5.94	6.06	5.99	5.71	
		Stride duration (s)	0.462	0.469	0.455	0.461	0.465	0.460	0.468	0.456	0.458	0.450	0.435	0.458	
		Stride efficiency (%)	46.13	47.66	49.44	53.24	55.22	52.69	52.75	53.21	55.14	57.34	56.00	50.94	
		Stride count	36.81	36.22	35.56	34.26	33.65	34.44	34.42	34.28	33.67	33.02	33.41	455.39	

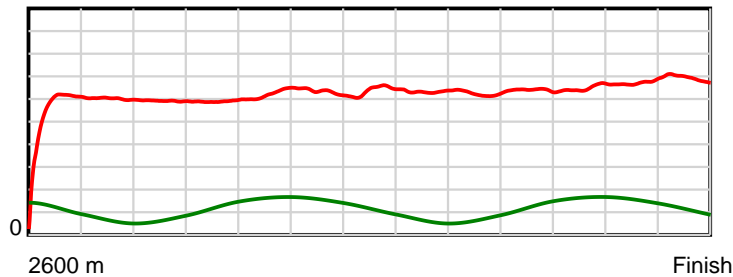
10 m Stride length



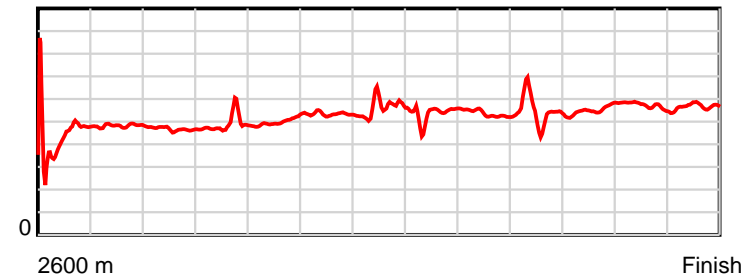
0.5 s Stride duration



20 m/sec Speed



100 % Stride efficiency



Note: Horizontal distance axis grid lines are 200m furlongs.

Disclaimer.

HRNZ and NZMTC and Thoroughbred Ratings Pty Ltd accepts no responsibility for the completeness or accuracy of any of the information contained herein, and makes no representations about its suitability for any particular purpose. Users should make their own judgements about those matters and/or seek independent advice. You assume all risks associated with use of the data provided on this page.



Race Results



July 10, 2020, Race 1, , Distance 2600m, Addington - Survey 3200m

Result	TAB no.	Horse (Barrier)	2600 to	2400m to
2nd	12	The Artful Dod... (12)	2400m	2200m
		Position in running (margin)	-	12(27.9)
		Sectional time (s)	22.73	16.61
		Cumulative time (s)	208.88	186.15
		Speed (m/s)	8.80	12.04
		Stride length (m)	4.85	6.10
		Stride duration (s)	0.507	0.506
		Stride efficiency (%)	36.73	58.08
		Stride count	41.25	32.81

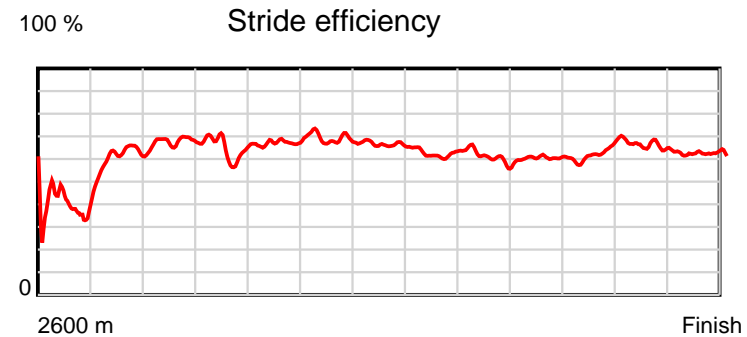
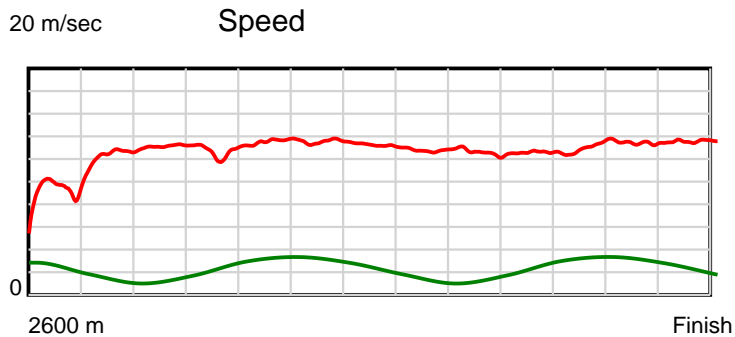
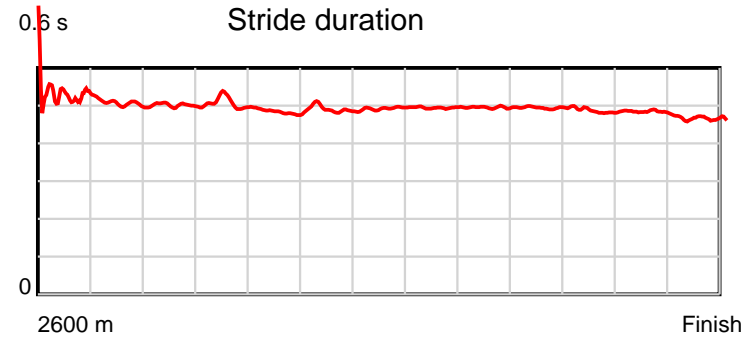
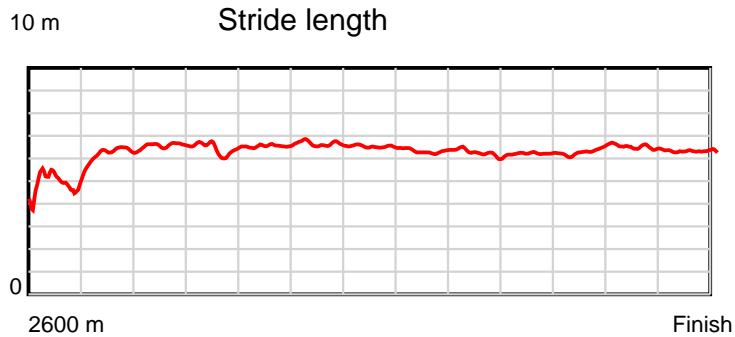
Disclaimer.

HRNZ and NZMTC and Thoroughbred Ratings Pty Ltd accepts no responsibility for the completeness or accuracy of any of the information contained herein, and makes no representations about its suitability for any particular purpose. Users should make their own judgements about those matters and/or seek independent advice. You assume all risks associated with use of the data provided on this page.

Race Results

July 10, 2020, Race 1, , Distance 2600m, Addington - Survey 3200m

Result	TAB no.	Horse (Barrier)	2200m to	2000m to	1800m to	1600m to	1400m to	1200m to	1000m to	800m to	600m to	400m to	200m to	Total or	Margin
2nd	12	The Artful Dod... (12)	2000m	1800m	1600m	1400m	1200m	1000m	800m	600m	400m	200m	WP	Average	
		Position in running (margin)	12(27.7)	12(19.1)	11(11.7)	7(6.8)	5(4.7)	2(1.3)	2(0.0)	1(0.0)	2(0.4)	2(0.6)	2(0.8)		1.00
		Sectional time (s)	15.57	15.75	15.32	15.11	15.10	15.64	16.10	15.74	15.50	14.94	14.77		
		Cumulative time (s)	169.54	153.97	138.22	122.90	107.79	92.69	77.05	60.95	45.21	29.71	14.77	3:28.88	
		Speed (m/s)	12.85	12.70	13.05	13.24	13.25	12.79	12.42	12.71	12.90	13.39	13.54	12.45	
		Stride length (m)	6.43	6.45	6.31	6.49	6.54	6.32	6.15	6.28	6.27	6.45	6.29	6.19	
		Stride duration (s)	0.501	0.508	0.483	0.490	0.493	0.494	0.495	0.495	0.486	0.482	0.464	0.497	
		Stride efficiency (%)	64.64	64.96	62.24	65.81	66.77	62.42	59.13	61.72	61.49	64.93	61.76	59.89	
		Stride count	31.10	31.02	31.69	30.82	30.60	31.65	32.51	31.82	31.88	31.03	31.81	419.99	



Note: Horizontal distance axis grid lines are 200m furlongs.

Disclaimer.

HRNZ and NZMTC and Thoroughbred Ratings Pty Ltd accepts no responsibility for the completeness or accuracy of any of the information contained herein, and makes no representations about its suitability for any particular purpose. Users should make their own judgements about those matters and/or seek independent advice. You assume all risks associated with use of the data provided on this page.



Race Results



July 10, 2020, Race 1, , Distance 2600m, Addington - Survey 3200m

Result	TAB no.	Horse (Barrier)	2600 to	2400m to
3rd	4	Shifty (4)	2400m	2200m
		Position in running (margin)	-	9(14.1)
		Sectional time (s)	20.47	16.99
		Cumulative time (s)	208.90	188.43
		Speed (m/s)	9.77	11.77
		Stride length (m)	4.86	5.69
		Stride duration (s)	0.492	0.483
		Stride efficiency (%)	36.84	50.53
		Stride count	41.19	35.17

Disclaimer.

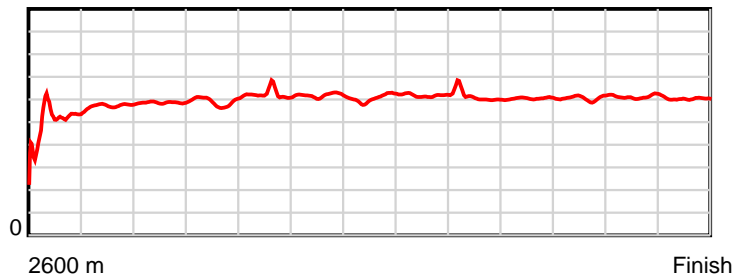
HRNZ and NZMTC and Thoroughbred Ratings Pty Ltd accepts no responsibility for the completeness or accuracy of any of the information contained herein, and makes no representations about its suitability for any particular purpose. Users should make their own judgements about those matters and/or seek independent advice. You assume all risks associated with use of the data provided on this page.

Race Results

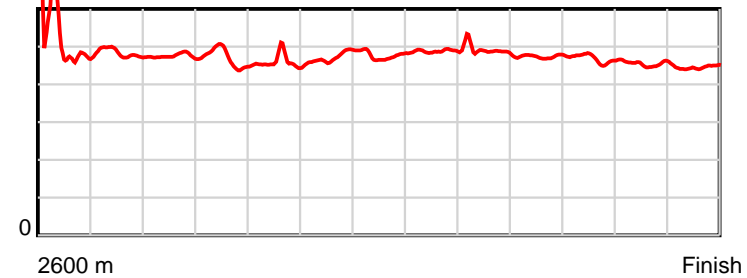
July 10, 2020, Race 1, , Distance 2600m, Addington - Survey 3200m

Result	TAB no.	Horse (Barrier)	2200m to	2000m to	1800m to	1600m to	1400m to	1200m to	1000m to	800m to	600m to	400m to	200m to	Total or	Margin
3rd	4	Shifty (4)	2000m	1800m	1600m	1400m	1200m	1000m	800m	600m	400m	200m	WP	Average	
		Position in running (margin)	9(16.2)	9(13.1)	6(6.7)	1(0.0)	1(0.0)	1(0.0)	1(0.0)	2(0.1)	1(0.0)	1(0.0)	1(0.0)		1.10
		Sectional time (s)	16.48	15.93	15.01	15.46	15.66	15.85	16.12	15.65	15.48	14.90	14.90		
		Cumulative time (s)	171.44	154.96	139.03	124.02	108.56	92.90	77.05	60.93	45.28	29.80	14.90	3:28.90	
		Speed (m/s)	12.14	12.55	13.32	12.94	12.77	12.62	12.41	12.78	12.92	13.42	13.42	12.45	
		Stride length (m)	5.77	5.90	6.09	6.11	6.08	6.15	6.07	6.05	6.05	6.10	5.98	5.89	
		Stride duration (s)	0.475	0.470	0.457	0.473	0.476	0.488	0.489	0.474	0.468	0.455	0.445	0.474	
		Stride efficiency (%)	51.95	54.42	58.01	58.38	57.85	59.18	57.49	57.24	57.19	58.23	55.82	54.28	
		Stride count	34.69	33.89	32.83	32.72	32.87	32.50	32.97	33.05	33.06	32.76	33.46	441.16	

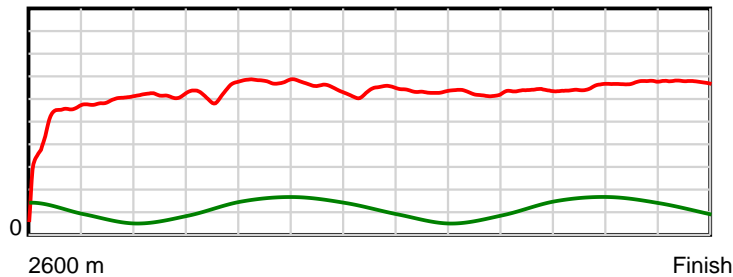
10 m Stride length



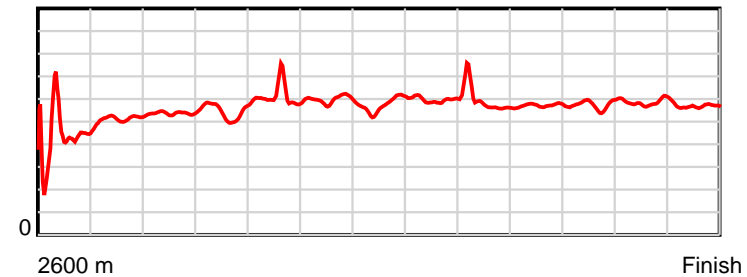
0.5 s Stride duration



20 m/sec Speed



100 % Stride efficiency



Note: Horizontal distance axis grid lines are 200m furlongs.

Disclaimer.

HRNZ and NZMTC and Thoroughbred Ratings Pty Ltd accepts no responsibility for the completeness or accuracy of any of the information contained herein, and makes no representations about its suitability for any particular purpose. Users should make their own judgements about those matters and/or seek independent advice. You assume all risks associated with use of the data provided on this page.



Race Results



July 10, 2020, Race 1, , Distance 2600m, Addington - Survey 3200m

Result	TAB no.	Horse (Barrier)	2600 to	2400m to
4th	13	Eilish Hall (0)	2400m	2200m
		Position in running (margin)	-	5(6.0)
		Sectional time (s)	19.10	16.42
		Cumulative time (s)	208.93	189.83
		Speed (m/s)	10.47	12.18
		Stride length (m)	4.96	5.30
		Stride duration (s)	0.439	0.435
		Stride efficiency (%)	38.41	43.83
		Stride count	40.34	37.76

Disclaimer.

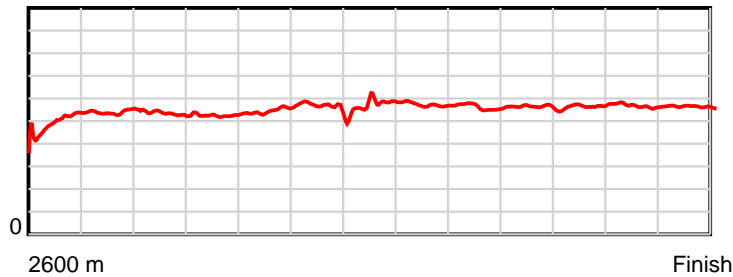
HRNZ and NZMTC and Thoroughbred Ratings Pty Ltd accepts no responsibility for the completeness or accuracy of any of the information contained herein, and makes no representations about its suitability for any particular purpose. Users should make their own judgements about those matters and/or seek independent advice. You assume all risks associated with use of the data provided on this page.

Race Results

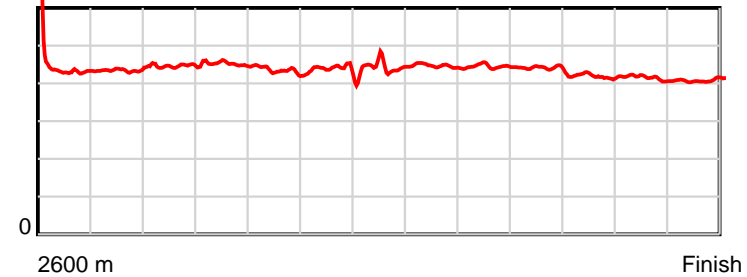
July 10, 2020, Race 1, , Distance 2600m, Addington - Survey 3200m

Result	TAB no.	Horse (Barrier)	2200m to	2000m to	1800m to	1600m to	1400m to	1200m to	1000m to	800m to	600m to	400m to	200m to	Total or	Margin
4th	13	Eilish Hall (0)	2000m	1800m	1600m	1400m	1200m	1000m	800m	600m	400m	200m	WP	Average	
		Position in running (margin)	4(4.7)	4(4.1)	5(4.8)	5(4.7)	6(5.7)	6(4.5)	6(4.4)	6(4.4)	5(4.0)	4(2.3)	4(2.5)		1.20
		Sectional time (s)	16.91	17.10	16.12	15.64	15.45	15.83	16.12	15.59	15.20	14.93	14.52		
		Cumulative time (s)	173.41	156.50	139.40	123.28	107.64	92.19	76.36	60.24	44.65	29.45	14.52	3:28.93	
		Speed (m/s)	11.83	11.70	12.41	12.79	12.94	12.63	12.41	12.83	13.16	13.40	13.77	12.44	
		Stride length (m)	5.23	5.29	5.39	5.53	5.73	5.64	5.52	5.62	5.51	5.53	5.63	5.44	
		Stride duration (s)	0.442	0.452	0.434	0.433	0.443	0.446	0.445	0.439	0.419	0.413	0.409	0.437	
		Stride efficiency (%)	42.72	43.73	45.33	47.85	51.28	49.63	47.58	49.44	47.46	47.82	49.52	46.31	
		Stride count	38.25	37.81	37.14	36.14	34.91	35.49	36.25	35.56	36.29	36.15	35.53	477.62	

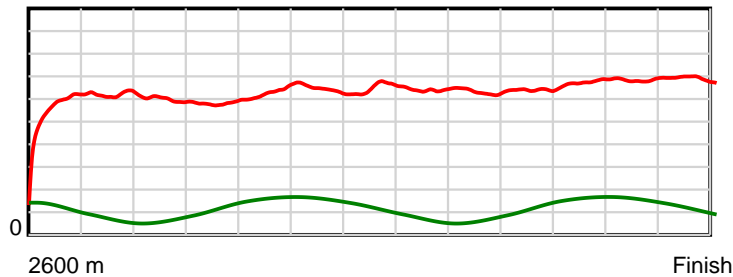
10 m Stride length



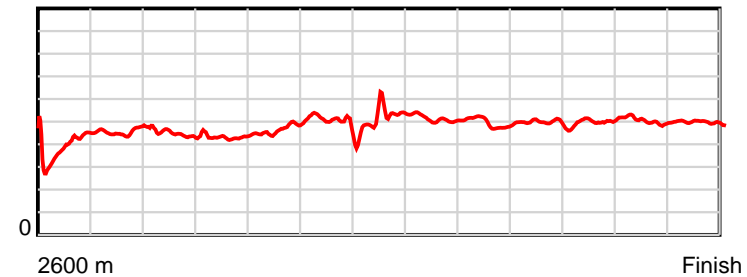
0.6 s Stride duration



20 m/sec Speed



100 % Stride efficiency



Note: Horizontal distance axis grid lines are 200m furlongs.

Disclaimer.

HRNZ and NZMTC and Thoroughbred Ratings Pty Ltd accepts no responsibility for the completeness or accuracy of any of the information contained herein, and makes no representations about its suitability for any particular purpose. Users should make their own judgements about those matters and/or seek independent advice. You assume all risks associated with use of the data provided on this page.



Race Results



July 10, 2020, Race 1, , Distance 2600m, Addington - Survey 3200m

Result	TAB no.	Horse (Barrier)	2600 to	2400m to
5th	10	Build A Bridge (10)	2400m	2200m
		Position in running (margin)	-	3(1.8)
		Sectional time (s)	18.32	16.78
		Cumulative time (s)	209.06	190.74
		Speed (m/s)	10.92	11.92
		Stride length (m)	5.45	5.91
		Stride duration (s)	0.499	0.496
		Stride efficiency (%)	46.44	54.50
		Stride count	36.69	33.87

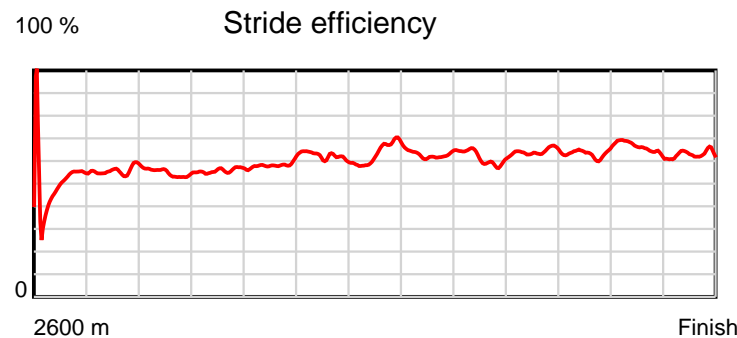
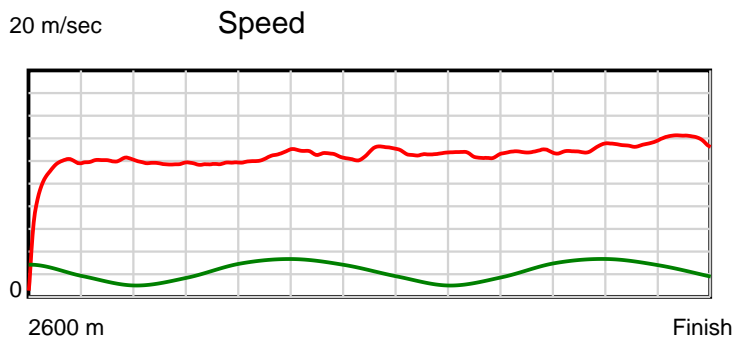
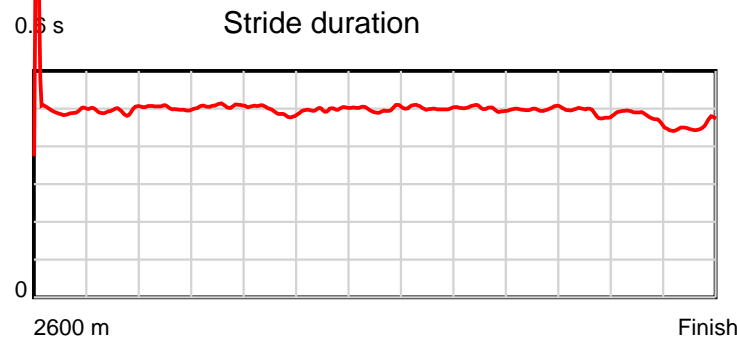
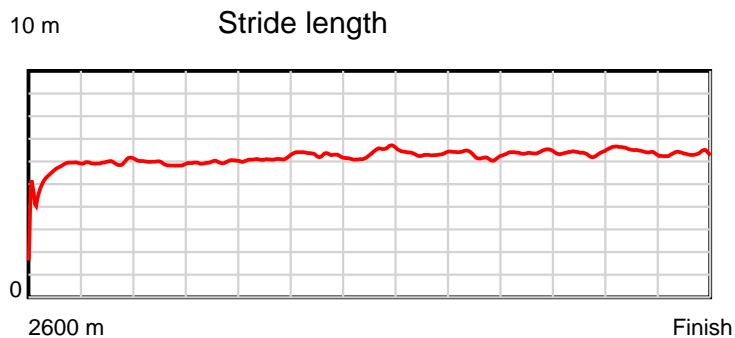
Disclaimer.

HRNZ and NZMTC and Thoroughbred Ratings Pty Ltd accepts no responsibility for the completeness or accuracy of any of the information contained herein, and makes no representations about its suitability for any particular purpose. Users should make their own judgements about those matters and/or seek independent advice. You assume all risks associated with use of the data provided on this page.

Race Results

July 10, 2020, Race 1, , Distance 2600m, Addington - Survey 3200m

Result	TAB no.	Horse (Barrier)	2200m to	2000m to	1800m to	1600m to	1400m to	1200m to	1000m to	800m to	600m to	400m to	200m to	Total or	Margin
5th	10	Build A Bridge (10)	2000m	1800m	1600m	1400m	1200m	1000m	800m	600m	400m	200m	WP	Average	
		Position in running (margin)	3(2.6)	3(2.3)	2(2.1)	3(1.8)	3(3.7)	5(4.2)	5(4.3)	5(4.2)	6(4.0)	6(3.7)	5(4.0)		2.00
		Sectional time (s)	16.96	16.94	16.09	15.77	15.74	15.88	16.08	15.64	15.43	14.95	14.48		
		Cumulative time (s)	173.96	157.00	140.06	123.97	108.20	92.46	76.58	60.50	44.86	29.43	14.48	3:29.06	
		Speed (m/s)	11.79	11.81	12.43	12.68	12.71	12.59	12.44	12.79	12.96	13.38	13.81	12.44	
		Stride length (m)	5.92	5.99	6.14	6.32	6.34	6.32	6.22	6.39	6.35	6.41	6.28	6.14	
		Stride duration (s)	0.502	0.507	0.494	0.499	0.499	0.502	0.500	0.499	0.489	0.479	0.455	0.494	
		Stride efficiency (%)	54.68	56.00	58.85	62.46	62.79	62.40	60.46	63.75	62.93	64.26	61.65	58.98	
		Stride count	33.81	33.41	32.59	31.63	31.55	31.65	32.15	31.31	31.52	31.19	31.84	423.21	



Note: Horizontal distance axis grid lines are 200m furlongs.

Disclaimer.

HRNZ and NZMTC and Thoroughbred Ratings Pty Ltd accepts no responsibility for the completeness or accuracy of any of the information contained herein, and makes no representations about its suitability for any particular purpose. Users should make their own judgements about those matters and/or seek independent advice. You assume all risks associated with use of the data provided on this page.



Race Results



July 10, 2020, Race 1, , Distance 2600m, Addington - Survey 3200m

Result	TAB no.	Horse (Barrier)	2600 to	2400m to
6th	6	Bella Button (6)	2400m	2200m
		Position in running (margin)	-	8(9.4)
		Sectional time (s)	19.63	16.83
		Cumulative time (s)	209.43	189.80
		Speed (m/s)	10.19	11.88
		Stride length (m)	5.14	5.62
		Stride duration (s)	0.473	0.473
		Stride efficiency (%)	41.23	49.43
		Stride count	38.94	35.56

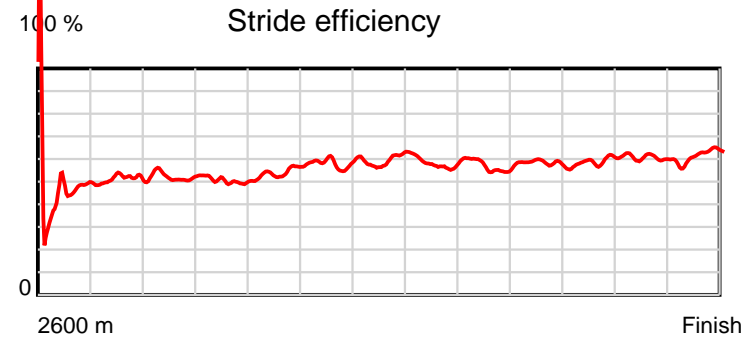
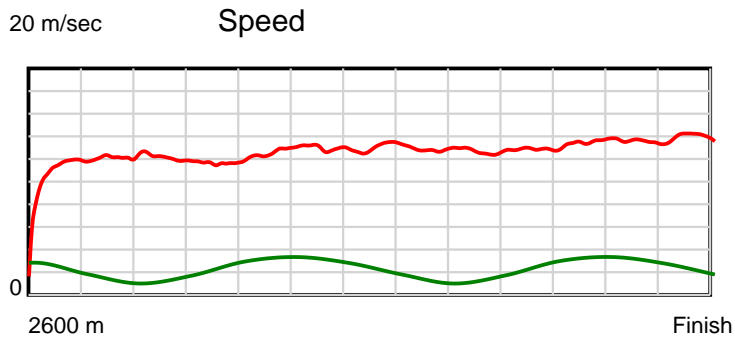
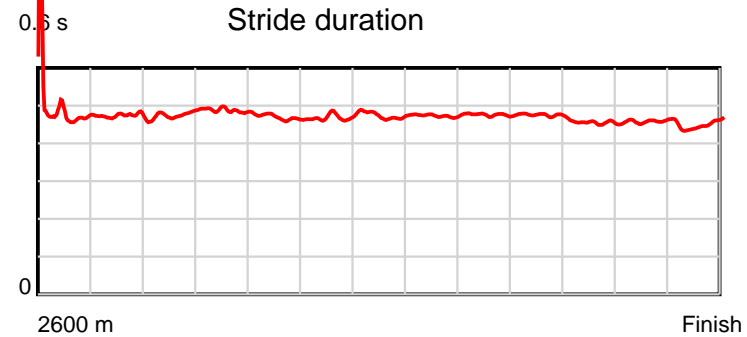
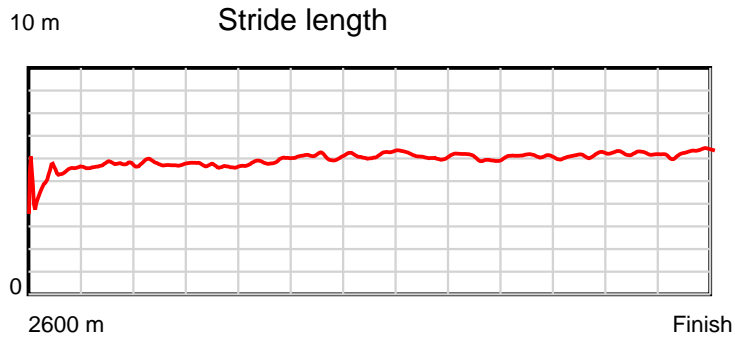
Disclaimer.

HRNZ and NZMTC and Thoroughbred Ratings Pty Ltd accepts no responsibility for the completeness or accuracy of any of the information contained herein, and makes no representations about its suitability for any particular purpose. Users should make their own judgements about those matters and/or seek independent advice. You assume all risks associated with use of the data provided on this page.

Race Results

July 10, 2020, Race 1, , Distance 2600m, Addington - Survey 3200m

Result	TAB no.	Horse (Barrier)	2200m to	2000m to	1800m to	1600m to	1400m to	1200m to	1000m to	800m to	600m to	400m to	200m to	Total or	Margin
6th	6	Bella Button (6)	2000m	1800m	1600m	1400m	1200m	1000m	800m	600m	400m	200m	WP	Average	
		Position in running (margin)	7(10.5)	7(8.5)	9(9.6)	10(10.0)	9(10.3)	9(8.6)	9(8.3)	9(8.4)	9(7.9)	8(5.5)	9(6.0)		4.10
		Sectional time (s)	16.67	17.17	16.21	15.51	15.37	15.80	16.12	15.59	15.07	14.98	14.48		
		Cumulative time (s)	172.97	156.30	139.13	122.92	107.41	92.04	76.24	60.12	44.53	29.46	14.48	3:29.43	
		Speed (m/s)	12.00	11.65	12.34	12.89	13.01	12.66	12.41	12.83	13.27	13.35	13.81	12.41	
		Stride length (m)	5.70	5.68	5.78	6.05	6.16	5.99	5.90	6.08	6.03	6.14	6.20	5.87	
		Stride duration (s)	0.475	0.488	0.469	0.469	0.473	0.473	0.476	0.474	0.455	0.460	0.449	0.473	
		Stride efficiency (%)	50.75	50.40	52.26	57.22	59.29	56.08	54.38	57.84	56.83	58.83	60.07	53.80	
		Stride count	35.10	35.22	34.58	33.05	32.47	33.39	33.90	32.87	33.16	32.60	32.26	443.10	



Note: Horizontal distance axis grid lines are 200m furlongs.

Disclaimer.

HRNZ and NZMTC and Thoroughbred Ratings Pty Ltd accepts no responsibility for the completeness or accuracy of any of the information contained herein, and makes no representations about its suitability for any particular purpose. Users should make their own judgements about those matters and/or seek independent advice. You assume all risks associated with use of the data provided on this page.



Race Results



July 10, 2020, Race 1, , Distance 2600m, Addington - Survey 3200m

Result	TAB no.	Horse (Barrier)	2600 to	2400m to
7th	2	Pastrana (2)	2400m	2200m
		Position in running (margin)	-	7(7.4)
		Sectional time (s)	19.29	16.42
		Cumulative time (s)	209.64	190.35
		Speed (m/s)	10.37	12.18
		Stride length (m)	5.13	5.83
		Stride duration (s)	0.484	0.479
		Stride efficiency (%)	41.12	53.13
		Stride count	38.99	34.30

Disclaimer.

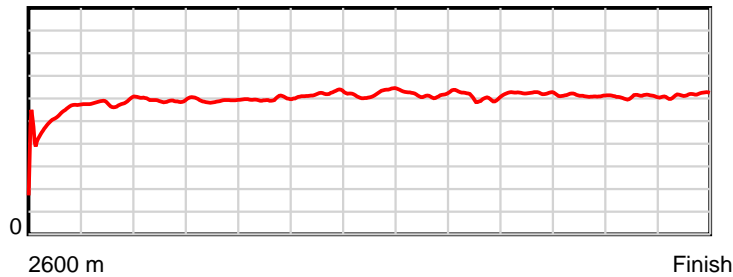
HRNZ and NZMTC and Thoroughbred Ratings Pty Ltd accepts no responsibility for the completeness or accuracy of any of the information contained herein, and makes no representations about its suitability for any particular purpose. Users should make their own judgements about those matters and/or seek independent advice. You assume all risks associated with use of the data provided on this page.

Race Results

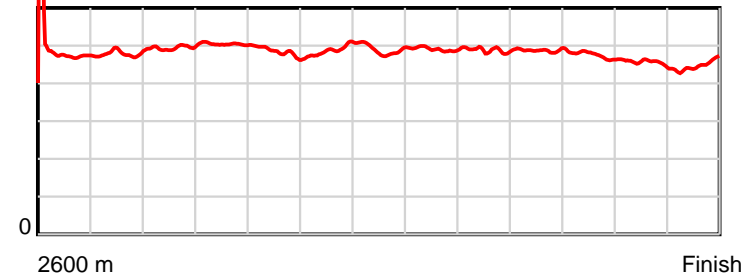
July 10, 2020, Race 1, , Distance 2600m, Addington - Survey 3200m

Result	TAB no.	Horse (Barrier)	2200m to	2000m to	1800m to	1600m to	1400m to	1200m to	1000m to	800m to	600m to	400m to	200m to	Total or	Margin
7th	2	Pastrana (2)	2000m	1800m	1600m	1400m	1200m	1000m	800m	600m	400m	200m	WP	Average	
		Position in running (margin)	5(6.1)	5(4.5)	4(4.5)	6(5.1)	7(6.5)	8(6.4)	7(6.4)	7(6.1)	7(5.9)	9(6.2)	10(6.3)		5.30
		Sectional time (s)	16.74	16.99	16.24	15.69	15.66	15.84	16.06	15.64	15.52	14.93	14.62		
		Cumulative time (s)	173.93	157.19	140.20	123.96	108.27	92.61	76.77	60.71	45.07	29.55	14.62	3:29.64	
		Speed (m/s)	11.95	11.77	12.32	12.75	12.77	12.63	12.45	12.79	12.89	13.40	13.68	12.40	
		Stride length (m)	5.91	5.94	5.96	6.22	6.25	6.20	6.07	6.24	6.11	6.11	6.14	5.99	
		Stride duration (s)	0.494	0.504	0.484	0.488	0.490	0.491	0.488	0.488	0.474	0.456	0.449	0.483	
		Stride efficiency (%)	54.55	55.07	55.44	60.38	61.11	59.99	57.65	60.84	58.38	58.24	58.89	56.11	
		Stride count	33.85	33.69	33.58	32.17	31.98	32.28	32.93	32.05	32.72	32.76	32.58	433.88	

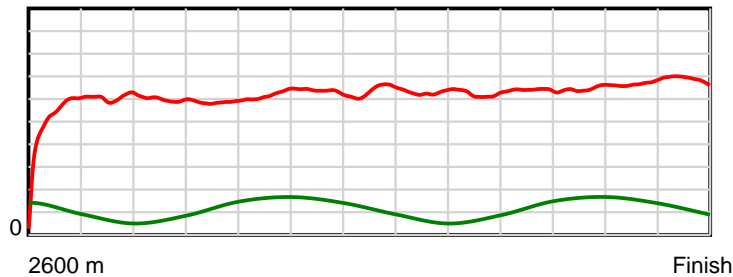
10 m Stride length



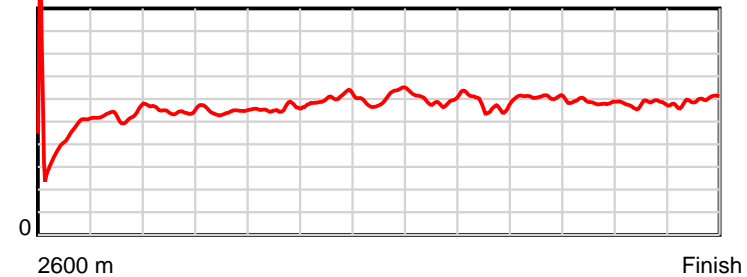
0.5 s Stride duration



20 m/sec Speed



100 % Stride efficiency



Note: Horizontal distance axis grid lines are 200m furlongs.

Disclaimer.

HRNZ and NZMTC and Thoroughbred Ratings Pty Ltd accepts no responsibility for the completeness or accuracy of any of the information contained herein, and makes no representations about its suitability for any particular purpose. Users should make their own judgements about those matters and/or seek independent advice. You assume all risks associated with use of the data provided on this page.



Race Results



July 10, 2020, Race 1, , Distance 2600m, Addington - Survey 3200m

Result	TAB no.	Horse (Barrier)	2600 to	2400m to
8th	8	Yea You (8)	2400m	2200m
		Position in running (margin)	-	11(25.9)
		Sectional time (s)	22.49	16.63
		Cumulative time (s)	209.82	187.33
		Speed (m/s)	8.89	12.03
		Stride length (m)	4.29	5.49
		Stride duration (s)	0.470	0.456
		Stride efficiency (%)	28.80	47.04
		Stride count	46.59	36.45

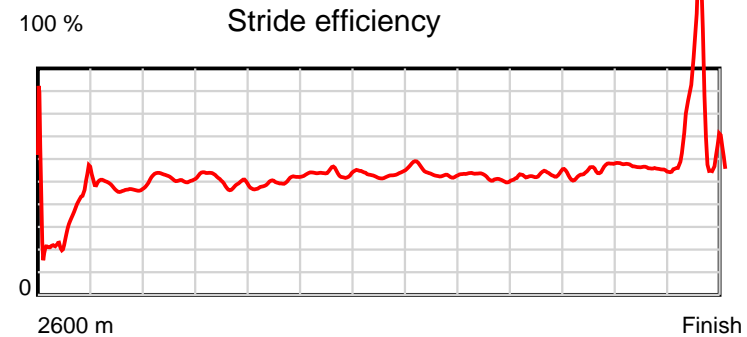
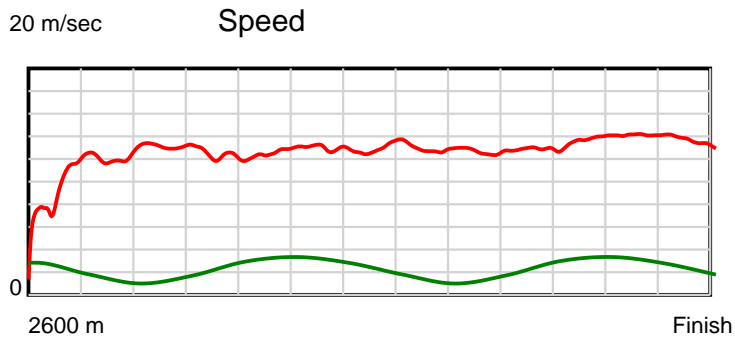
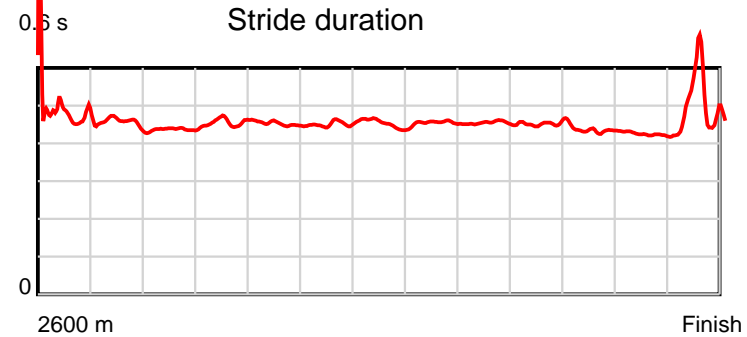
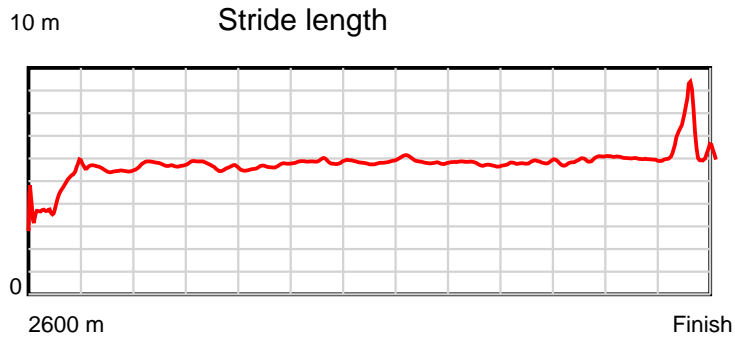
Disclaimer.

HRNZ and NZMTC and Thoroughbred Ratings Pty Ltd accepts no responsibility for the completeness or accuracy of any of the information contained herein, and makes no representations about its suitability for any particular purpose. Users should make their own judgements about those matters and/or seek independent advice. You assume all risks associated with use of the data provided on this page.

Race Results

July 10, 2020, Race 1, , Distance 2600m, Addington - Survey 3200m

Result	TAB no.	Horse (Barrier)	2200m to	2000m to	1800m to	1600m to	1400m to	1200m to	1000m to	800m to	600m to	400m to	200m to	Total or	Margin
8th	8	Yea You (8)	2000m	1800m	1600m	1400m	1200m	1000m	800m	600m	400m	200m	WP	Average	
		Position in running (margin)	11(25.8)	10(16.8)	10(11.5)	12(11.9)	11(12.5)	11(11.3)	11(10.7)	11(10.6)	11(10.1)	10(6.6)	7(4.9)		6.30
		Sectional time (s)	15.50	16.10	16.20	15.56	15.47	15.74	16.08	15.60	14.88	14.62	14.95		
		Cumulative time (s)	170.70	155.20	139.10	122.90	107.34	91.87	76.13	60.05	44.45	29.57	14.95	3:29.82	
		Speed (m/s)	12.90	12.42	12.35	12.85	12.93	12.71	12.44	12.82	13.44	13.68	13.38	12.39	
		Stride length (m)	5.64	5.67	5.58	5.80	5.84	5.79	5.63	5.82	5.82	5.80	6.52	5.62	
		Stride duration (s)	0.437	0.456	0.452	0.451	0.452	0.456	0.453	0.454	0.433	0.424	0.487	0.454	
		Stride efficiency (%)	49.64	50.18	48.66	52.55	53.35	52.36	49.57	52.95	53.00	52.49	66.37	49.42	
		Stride count	35.49	35.29	35.84	34.49	34.23	34.55	35.51	34.36	34.34	34.51	30.69	462.34	



Note: Horizontal distance axis grid lines are 200m furlongs.

Disclaimer.

HRNZ and NZMTC and Thoroughbred Ratings Pty Ltd accepts no responsibility for the completeness or accuracy of any of the information contained herein, and makes no representations about its suitability for any particular purpose. Users should make their own judgements about those matters and/or seek independent advice. You assume all risks associated with use of the data provided on this page.



Race Results



July 10, 2020, Race 1, , Distance 2600m, Addington - Survey 3200m

Result	TAB no.	Horse (Barrier)	2600 to	2400m to
9th	3	Bacardi Pride (3)	2400m	2200m
		Position in running (margin)	-	4(4.0)
		Sectional time (s)	18.78	18.22
		Cumulative time (s)	210.03	191.25
		Speed (m/s)	10.65	10.98
		Stride length (m)	5.55	5.16
		Stride duration (s)	0.509	0.470
		Stride efficiency (%)	48.06	41.68
		Stride count	36.07	38.73

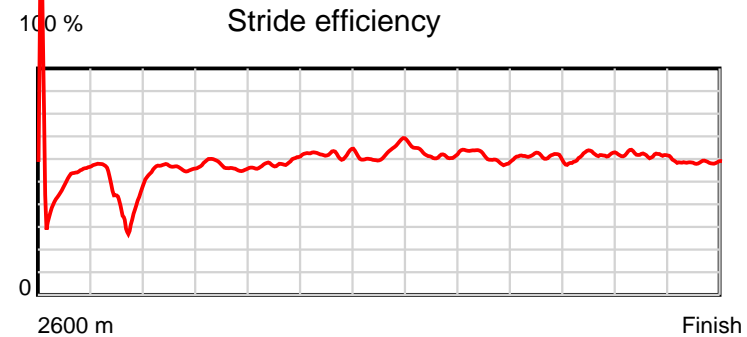
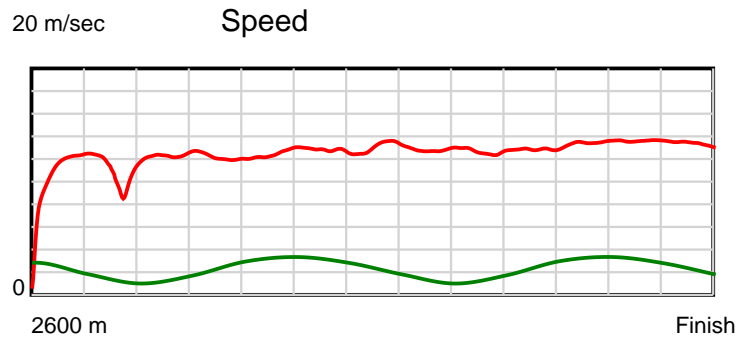
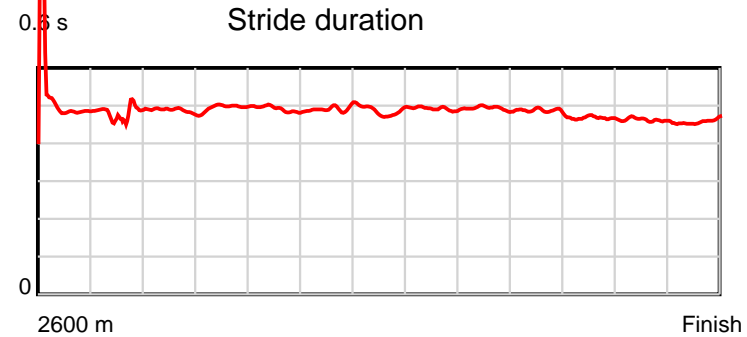
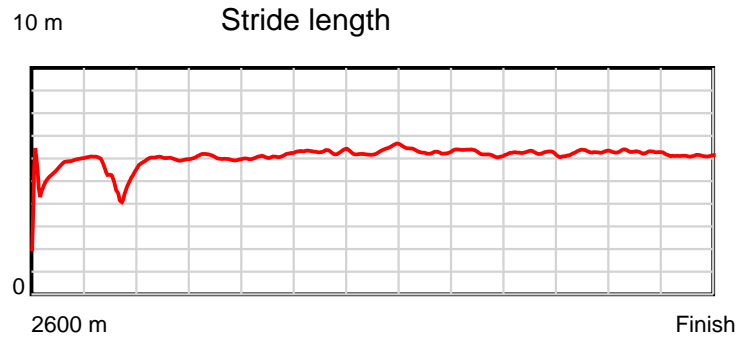
Disclaimer.

HRNZ and NZMTC and Thoroughbred Ratings Pty Ltd accepts no responsibility for the completeness or accuracy of any of the information contained herein, and makes no representations about its suitability for any particular purpose. Users should make their own judgements about those matters and/or seek independent advice. You assume all risks associated with use of the data provided on this page.

Race Results

July 10, 2020, Race 1, , Distance 2600m, Addington - Survey 3200m

Result	TAB no.	Horse (Barrier)	2200m to	2000m to	1800m to	1600m to	1400m to	1200m to	1000m to	800m to	600m to	400m to	200m to	Total or	Margin
9th	3	Bacardi Pride (3)	2000m	1800m	1600m	1400m	1200m	1000m	800m	600m	400m	200m	WP	Average	
		Position in running (margin)	8(13.4)	8(9.7)	7(6.8)	8(7.1)	8(8.1)	7(6.4)	8(6.4)	8(6.5)	8(6.2)	7(4.8)	8(5.5)		7.50
		Sectional time (s)	16.39	16.49	16.19	15.64	15.37	15.85	16.13	15.61	15.26	15.00	15.10		
		Cumulative time (s)	173.03	156.64	140.15	123.96	108.32	92.95	77.10	60.97	45.36	30.10	15.10	3:30.03	
		Speed (m/s)	12.20	12.13	12.35	12.79	13.01	12.62	12.40	12.81	13.11	13.33	13.25	12.38	
		Stride length (m)	5.95	6.01	6.07	6.30	6.33	6.20	6.11	6.22	6.12	6.16	6.08	6.00	
		Stride duration (s)	0.487	0.495	0.491	0.492	0.486	0.492	0.493	0.486	0.467	0.462	0.459	0.485	
		Stride efficiency (%)	55.23	56.43	57.60	61.97	62.56	60.14	58.35	60.54	58.43	59.23	57.75	56.28	
		Stride count	33.64	33.28	32.94	31.76	31.61	32.24	32.73	32.13	32.71	32.49	32.90	433.23	



Note: Horizontal distance axis grid lines are 200m furlongs.

Disclaimer.

HRNZ and NZMTC and Thoroughbred Ratings Pty Ltd accepts no responsibility for the completeness or accuracy of any of the information contained herein, and makes no representations about its suitability for any particular purpose. Users should make their own judgements about those matters and/or seek independent advice. You assume all risks associated with use of the data provided on this page.



Race Results



July 10, 2020, Race 1, , Distance 2600m, Addington - Survey 3200m

Result	TAB no.	Horse (Barrier)	2600 to	2400m to
10th	11	Be Bee Lass (11)	2400m	2200m
		Position in running (margin)	-	13(31.3)
		Sectional time (s)	23.29	16.29
		Cumulative time (s)	210.05	186.76
		Speed (m/s)	8.59	12.28
		Stride length (m)	4.48	5.63
		Stride duration (s)	0.493	0.459
		Stride efficiency (%)	31.36	49.58
		Stride count	44.64	35.51

Disclaimer.

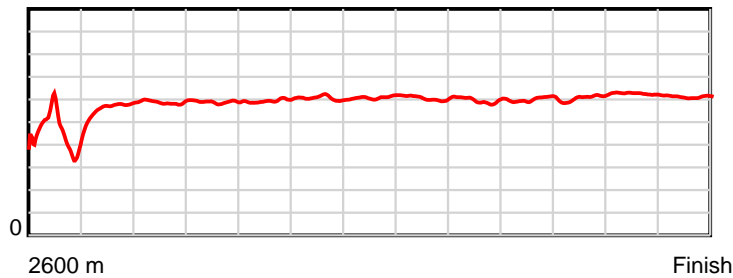
HRNZ and NZMTC and Thoroughbred Ratings Pty Ltd accepts no responsibility for the completeness or accuracy of any of the information contained herein, and makes no representations about its suitability for any particular purpose. Users should make their own judgements about those matters and/or seek independent advice. You assume all risks associated with use of the data provided on this page.

Race Results

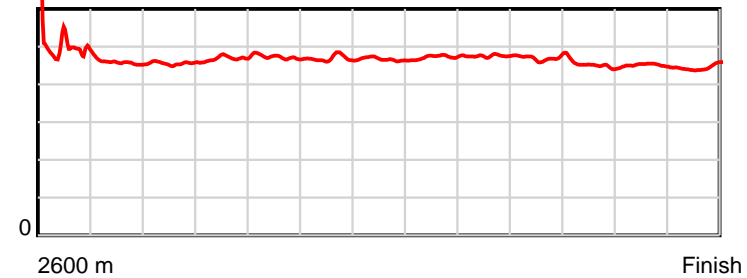
July 10, 2020, Race 1, , Distance 2600m, Addington - Survey 3200m

Result	TAB no.	Horse (Barrier)	2200m to	2000m to	1800m to	1600m to	1400m to	1200m to	1000m to	800m to	600m to	400m to	200m to	Total or	Margin
10th	11	Be Bee Lass (11)	2000m	1800m	1600m	1400m	1200m	1000m	800m	600m	400m	200m	WP	Average	
		Position in running (margin)	13(29.2)	13(20.7)	13(14.0)	13(14.0)	12(14.9)	12(13.0)	12(11.7)	12(11.4)	12(12.1)	12(10.0)	11(8.7)		7.60
		Sectional time (s)	15.58	15.88	16.13	15.61	15.36	15.62	16.06	15.78	15.13	14.68	14.64		
		Cumulative time (s)	170.47	154.89	139.01	122.88	107.27	91.91	76.29	60.23	44.45	29.32	14.64	3:30.05	
		Speed (m/s)	12.84	12.59	12.40	12.81	13.02	12.80	12.45	12.67	13.22	13.62	13.66	12.38	
		Stride length (m)	5.85	5.89	5.87	6.01	6.08	6.05	5.92	5.97	5.95	6.14	6.09	5.80	
		Stride duration (s)	0.456	0.468	0.473	0.469	0.467	0.473	0.475	0.471	0.450	0.451	0.446	0.469	
		Stride efficiency (%)	53.50	54.24	53.80	56.37	57.79	57.16	54.74	55.62	55.38	58.86	57.97	52.64	
		Stride count	34.18	33.95	34.09	33.30	32.89	33.07	33.79	33.52	33.60	32.59	32.84	447.97	

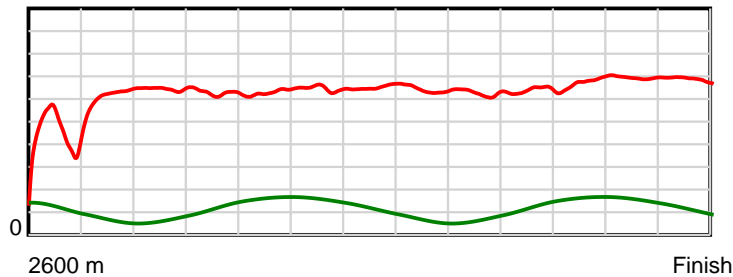
10 m Stride length



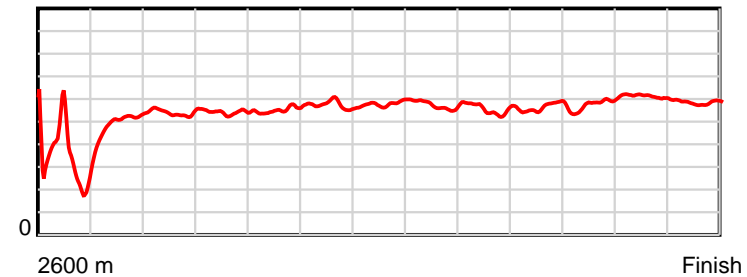
0.6 s Stride duration



20 m/sec Speed



100 % Stride efficiency



Note: Horizontal distance axis grid lines are 200m furlongs.

Disclaimer.

HRNZ and NZMTC and Thoroughbred Ratings Pty Ltd accepts no responsibility for the completeness or accuracy of any of the information contained herein, and makes no representations about its suitability for any particular purpose. Users should make their own judgements about those matters and/or seek independent advice. You assume all risks associated with use of the data provided on this page.



Race Results



July 10, 2020, Race 1, , Distance 2600m, Addington - Survey 3200m

Result	TAB no.	Horse (Barrier)	2600 to	2400m to
11th	9	Thank You (9)	2400m	2200m
		Position in running (margin)	-	6(7.4)
		Sectional time (s)	19.44	16.80
		Cumulative time (s)	210.77	191.33
		Speed (m/s)	10.29	11.90
		Stride length (m)	5.48	6.13
		Stride duration (s)	0.509	0.515
		Stride efficiency (%)	46.90	58.81
		Stride count	36.51	32.60

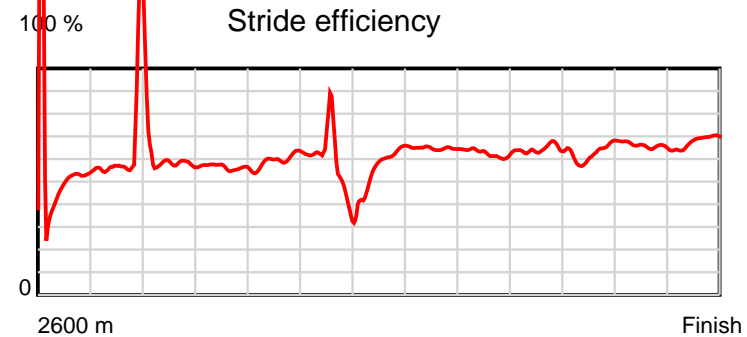
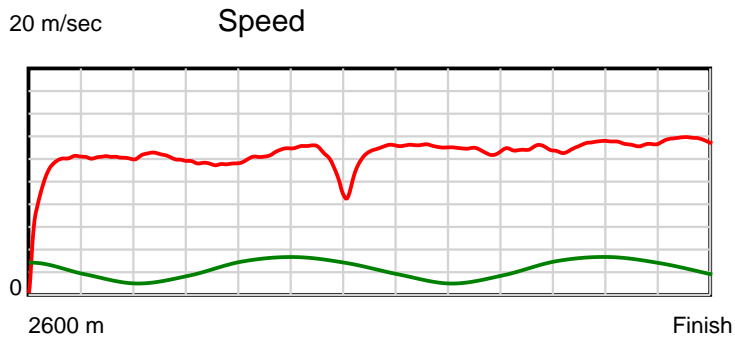
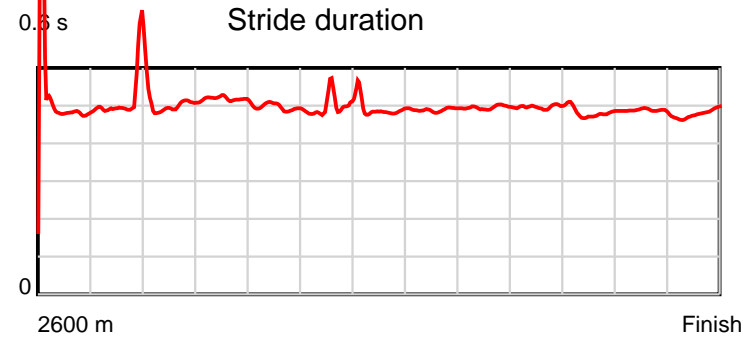
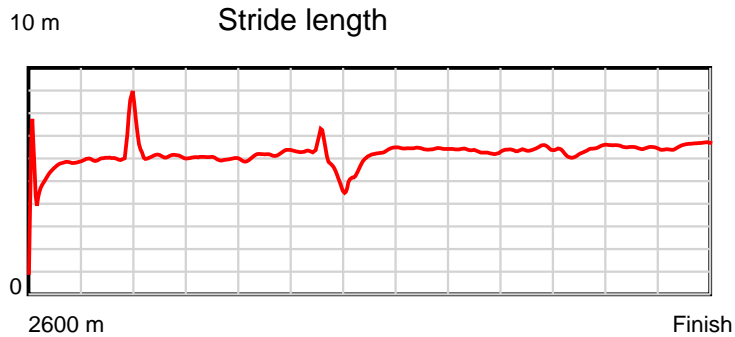
Disclaimer.

HRNZ and NZMTC and Thoroughbred Ratings Pty Ltd accepts no responsibility for the completeness or accuracy of any of the information contained herein, and makes no representations about its suitability for any particular purpose. Users should make their own judgements about those matters and/or seek independent advice. You assume all risks associated with use of the data provided on this page.

Race Results

July 10, 2020, Race 1, , Distance 2600m, Addington - Survey 3200m

Result	TAB no.	Horse (Barrier)	2200m to	2000m to	1800m to	1600m to	1400m to	1200m to	1000m to	800m to	600m to	400m to	200m to	Total or	Margin
11th	9	Thank You (9)	2000m	1800m	1600m	1400m	1200m	1000m	800m	600m	400m	200m	WP	Average	
		Position in running (margin)	6(8.3)	6(6.3)	8(7.5)	9(8.0)	13(20.3)	13(21.9)	13(17.4)	13(14.5)	13(13.8)	13(12.0)	13(13.1)		11.70
		Sectional time (s)	16.67	17.18	16.22	17.52	15.92	15.11	15.61	15.57	15.17	15.08	14.48		
		Cumulative time (s)	174.53	157.86	140.68	124.46	106.94	91.02	75.91	60.30	44.73	29.56	14.48	3:30.77	
		Speed (m/s)	12.00	11.64	12.33	11.42	12.56	13.24	12.81	12.85	13.18	13.26	13.81	12.34	
		Stride length (m)	5.97	6.03	6.11	5.72	6.09	6.47	6.34	6.40	6.32	6.44	6.64	6.15	
		Stride duration (s)	0.498	0.518	0.495	0.501	0.485	0.489	0.495	0.498	0.479	0.486	0.481	0.498	
		Stride efficiency (%)	55.69	56.76	58.24	51.21	57.99	65.44	62.84	64.07	62.37	64.87	68.91	59.09	
		Stride count	33.50	33.19	32.76	34.94	32.83	30.91	31.54	31.23	31.66	31.04	30.12	422.83	



Note: Horizontal distance axis grid lines are 200m furlongs.

Disclaimer.

HRNZ and NZMTC and Thoroughbred Ratings Pty Ltd accepts no responsibility for the completeness or accuracy of any of the information contained herein, and makes no representations about its suitability for any particular purpose. Users should make their own judgements about those matters and/or seek independent advice. You assume all risks associated with use of the data provided on this page.



Race Results



July 10, 2020, Race 1, , Distance 2600m, Addington - Survey 3200m

Result	TAB no.	Horse (Barrier)	2600 to	2400m to
12th	5	Awesome Impee (5)	2400m	2200m
		Position in running (margin)	-	1(0.0)
		Sectional time (s)	18.21	16.89
		Cumulative time (s)	211.12	192.91
		Speed (m/s)	10.99	11.84
		Stride length (m)	5.26	5.35
		Stride duration (s)	0.462	0.452
		Stride efficiency (%)	43.30	44.72
		Stride count	37.99	37.39

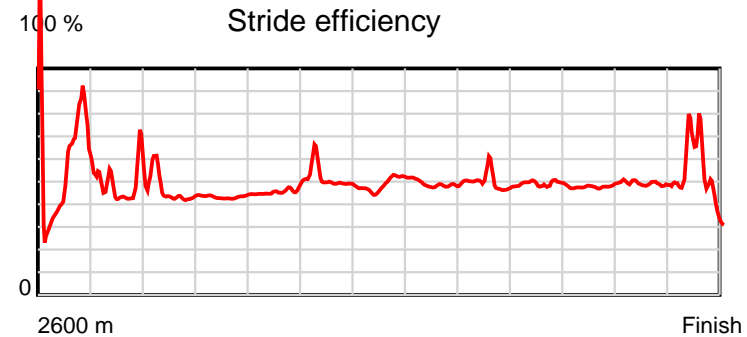
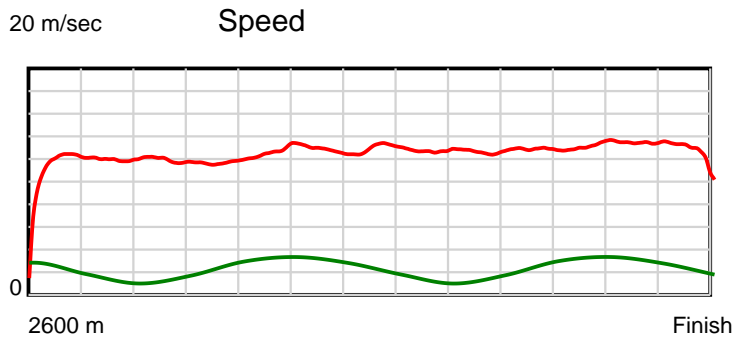
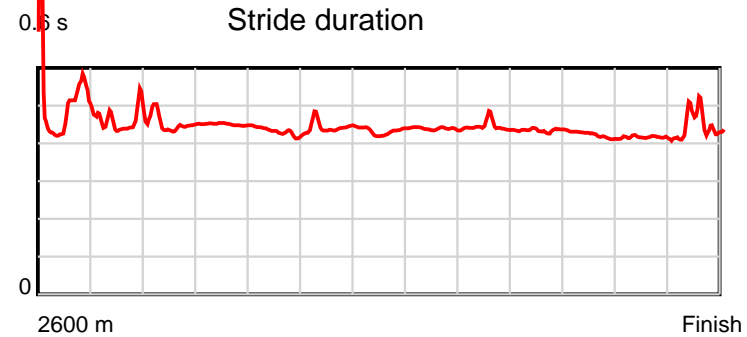
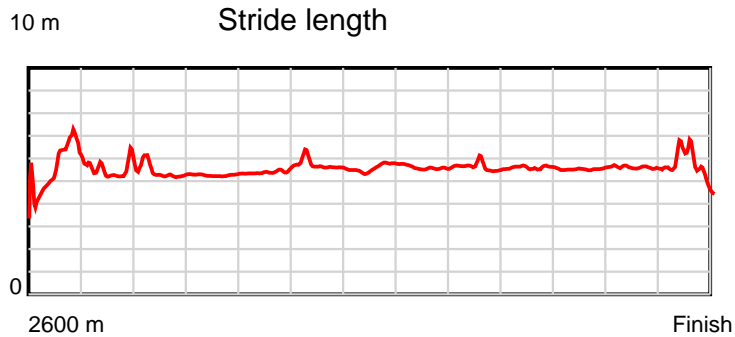
Disclaimer.

HRNZ and NZMTC and Thoroughbred Ratings Pty Ltd accepts no responsibility for the completeness or accuracy of any of the information contained herein, and makes no representations about its suitability for any particular purpose. Users should make their own judgements about those matters and/or seek independent advice. You assume all risks associated with use of the data provided on this page.

Race Results

July 10, 2020, Race 1, , Distance 2600m, Addington - Survey 3200m

Result	TAB no.	Horse (Barrier)	2200m to	2000m to	1800m to	1600m to	1400m to	1200m to	1000m to	800m to	600m to	400m to	200m to	Total or	Margin
12th	5	Awesome Impee (5)	2000m	1800m	1600m	1400m	1200m	1000m	800m	600m	400m	200m	WP	Average	
		Position in running (margin)	2(1.5)	2(1.9)	3(2.6)	4(2.6)	4(3.8)	4(2.6)	4(2.3)	4(2.3)	4(2.2)	5(2.6)	6(4.1)		13.80
		Sectional time (s)	17.08	17.09	16.14	15.66	15.46	15.80	16.11	15.65	15.54	15.15	16.34		
		Cumulative time (s)	176.02	158.94	141.85	125.71	110.05	94.59	78.79	62.68	47.03	31.49	16.34	3:31.12	
		Speed (m/s)	11.71	11.70	12.39	12.77	12.94	12.66	12.41	12.78	12.87	13.20	12.24	12.32	
		Stride length (m)	5.25	5.27	5.34	5.64	5.59	5.55	5.50	5.53	5.42	5.47	5.33	5.42	
		Stride duration (s)	0.448	0.450	0.431	0.442	0.432	0.439	0.443	0.433	0.421	0.415	0.436	0.440	
		Stride efficiency (%)	43.06	43.38	44.60	49.77	48.87	48.21	47.22	47.84	45.91	46.81	44.43	45.93	
		Stride count	38.10	37.96	37.44	35.44	35.76	36.01	36.38	36.15	36.90	36.54	37.51	479.57	



Note: Horizontal distance axis grid lines are 200m furlongs.

Disclaimer.

HRNZ and NZMTC and Thoroughbred Ratings Pty Ltd accepts no responsibility for the completeness or accuracy of any of the information contained herein, and makes no representations about its suitability for any particular purpose. Users should make their own judgements about those matters and/or seek independent advice. You assume all risks associated with use of the data provided on this page.



Race Results



July 10, 2020, Race 1, , Distance 2600m, Addington - Survey 3200m

Result	TAB no.	Horse (Barrier)	2600 to	2400m to
13th	7	Charolais (7)	2400m	2200m
		Position in running (margin)	-	10(18.8)
		Sectional time (s)	21.31	17.50
		Cumulative time (s)	211.57	190.26
		Speed (m/s)	9.39	11.43
		Stride length (m)	4.70	5.54
		Stride duration (s)	0.490	0.484
		Stride efficiency (%)	34.52	47.88
		Stride count	42.55	36.13

Disclaimer.

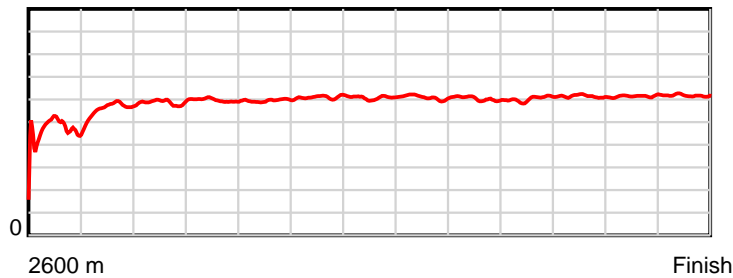
HRNZ and NZMTC and Thoroughbred Ratings Pty Ltd accepts no responsibility for the completeness or accuracy of any of the information contained herein, and makes no representations about its suitability for any particular purpose. Users should make their own judgements about those matters and/or seek independent advice. You assume all risks associated with use of the data provided on this page.

Race Results

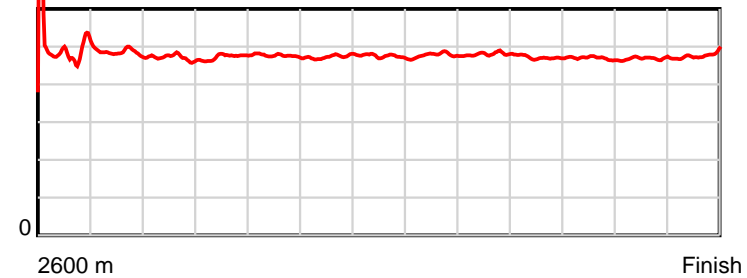
July 10, 2020, Race 1, , Distance 2600m, Addington - Survey 3200m

Result	TAB no.	Horse (Barrier)	2200m to	2000m to	1800m to	1600m to	1400m to	1200m to	1000m to	800m to	600m to	400m to	200m to	Total or	Margin
13th	7	Charolais (7)	2000m	1800m	1600m	1400m	1200m	1000m	800m	600m	400m	200m	WP	Average	
		Position in running (margin)	10(23.9)	11(18.7)	12(11.8)	11(11.6)	10(11.2)	10(10.6)	10(9.6)	10(9.5)	10(9.5)	11(9.4)	12(11.6)		16.30
		Sectional time (s)	16.15	15.82	16.11	15.39	15.57	15.69	16.08	15.67	15.46	15.26	15.56		
		Cumulative time (s)	172.76	156.61	140.79	124.68	109.29	93.72	78.03	61.95	46.28	30.82	15.56	3:31.57	
		Speed (m/s)	12.38	12.64	12.41	13.00	12.85	12.75	12.44	12.76	12.94	13.11	12.85	12.29	
		Stride length (m)	5.84	5.97	5.91	6.15	6.09	6.09	5.97	6.01	6.07	6.14	6.14	5.86	
		Stride duration (s)	0.471	0.472	0.476	0.474	0.474	0.477	0.480	0.471	0.469	0.468	0.477	0.477	
		Stride efficiency (%)	53.22	55.65	54.63	59.19	57.92	57.91	55.63	56.37	57.57	58.87	58.83	53.72	
		Stride count	34.27	33.51	33.82	32.50	32.85	32.86	33.52	33.30	32.95	32.58	32.60	443.44	

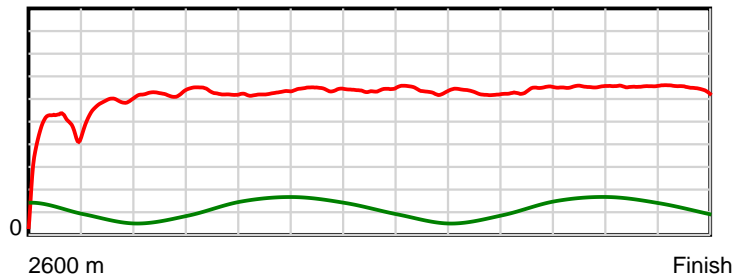
10 m Stride length



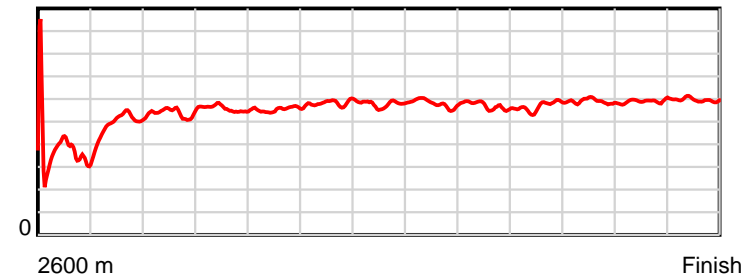
0.5 s Stride duration



20 m/sec Speed



100 % Stride efficiency



Note: Horizontal distance axis grid lines are 200m furlongs.

Disclaimer.

HRNZ and NZMTC and Thoroughbred Ratings Pty Ltd accepts no responsibility for the completeness or accuracy of any of the information contained herein, and makes no representations about its suitability for any particular purpose. Users should make their own judgements about those matters and/or seek independent advice. You assume all risks associated with use of the data provided on this page.