



Race Results

NZ Metropolitan Trotting Club Inc, HRNZ, July 10, 2020

Compilation date: July 10, 2020, 8:05:28 PM (NZST)

Copyright © 2020 HRNZ and NZMTC. All rights reserved.

Trademarks.

StrideMASTER is a registered trademark of Thoroughbred Ratings Pty Ltd.

Disclaimer.

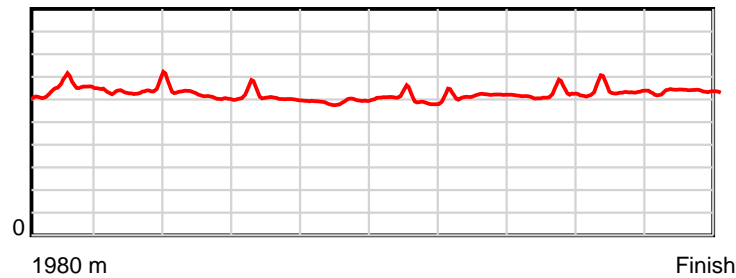
HRNZ and NZMTC and Thoroughbred Ratings Pty Ltd accepts no responsibility for the completeness or accuracy of any of the information contained herein, and makes no representations about its suitability for any particular purpose. Users should make their own judgements about those matters and/or seek independent advice. You assume all risks associated with use of the data provided on this page.

Race Results

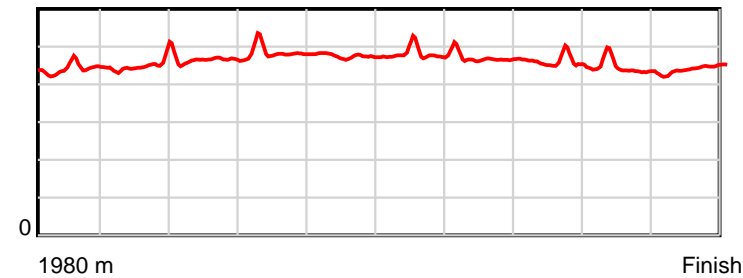
July 10, 2020, Race 7, SPECTATORS - FOLLOW US ON ALL SOCIALS MOBILE PACE, Distance 1980m, Addington - Survey 1980m

Result	TAB no.	Horse (Barrier)	1980 to	1800m to	1600m to	1400m to	1200m to	1000m to	800m to	600m to	400m to	200m to	Total or	Margin
1st	12	B K Swy (11)	1800m	1600m	1400m	1200m	1000m	800m	600m	400m	200m	WP	Average	
		Position in running (margin)	-	5(2.7)	4(4.2)	3(2.2)	2(1.7)	2(1.9)	2(1.3)	2(0.4)	1(0.0)	1(0.0)		0.00
		Sectional time (s)	12.50	14.45	15.27	15.86	16.26	16.22	15.20	15.06	14.10	13.92		
		Cumulative time (s)	148.84	136.34	121.89	106.62	90.76	74.50	58.28	43.08	28.02	13.92	2:28.84	
		Speed (m/s)	14.39	13.84	13.10	12.61	12.30	12.33	13.16	13.28	14.18	14.37	13.30	
		Stride length (m)	6.46	6.23	6.06	6.09	5.84	5.91	6.14	6.06	6.25	6.35	6.13	
		Stride duration (s)	0.438	0.450	0.463	0.483	0.475	0.480	0.466	0.456	0.441	0.442	0.461	
		Stride efficiency (%)	65.26	60.63	57.46	57.95	53.28	54.66	58.84	57.38	61.13	62.99	58.75	
		Stride count	27.85	32.11	32.98	32.84	34.25	33.81	32.59	33.01	31.98	31.50	322.92	

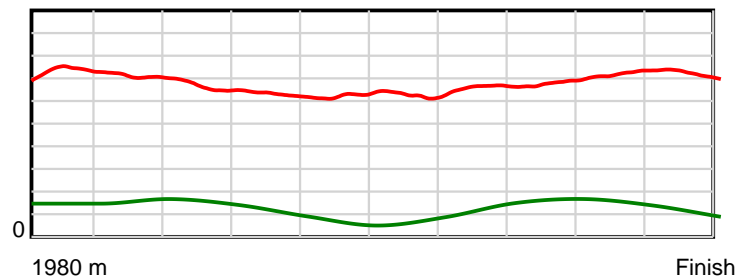
10 m Stride length



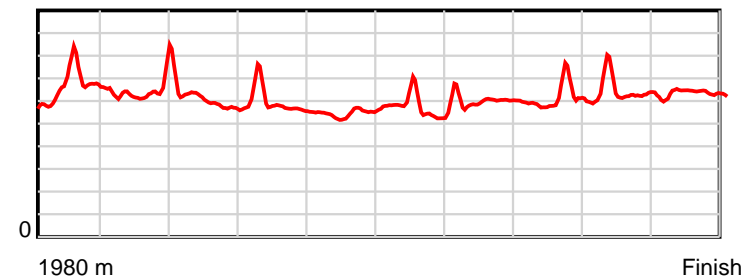
0.6 s Stride duration



20 m/sec Speed



100 % Stride efficiency



Note: Horizontal distance axis grid lines are 200m furlongs.

Disclaimer.

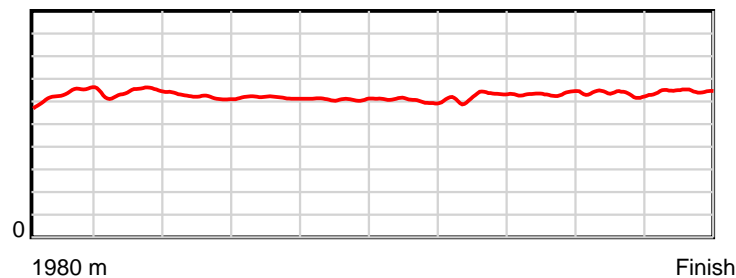
HRNZ and NZMTC and Thoroughbred Ratings Pty Ltd accepts no responsibility for the completeness or accuracy of any of the information contained herein, and makes no representations about its suitability for any particular purpose. Users should make their own judgements about those matters and/or seek independent advice. You assume all risks associated with use of the data provided on this page.

Race Results

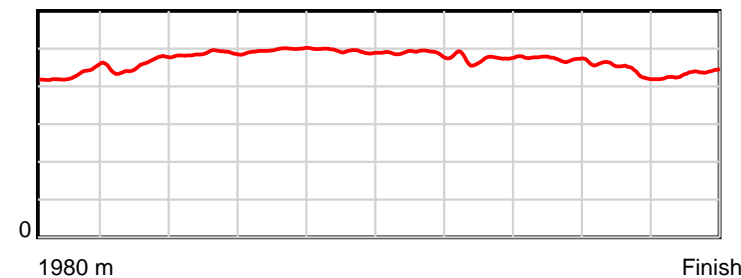
July 10, 2020, Race 7, SPECTATORS - FOLLOW US ON ALL SOCIALS MOBILE PACE, Distance 1980m, Addington - Survey 1980m

Result	TAB no.	Horse (Barrier)	1980 to	1800m to	1600m to	1400m to	1200m to	1000m to	800m to	600m to	400m to	200m to	Total or	Margin
2nd	1	Lottie Moon (1)	1800m	1600m	1400m	1200m	1000m	800m	600m	400m	200m	WP	Average	
		Position in running (margin)	-	4(1.9)	3(3.5)	4(3.8)	5(4.4)	4(3.8)	5(3.9)	5(3.7)	5(3.9)	5(3.8)		1.00
		Sectional time (s)	12.16	14.47	15.65	16.06	16.12	16.36	15.31	15.16	14.08	13.65		
		Cumulative time (s)	149.02	136.86	122.39	106.74	90.68	74.56	58.20	42.89	27.73	13.65	2:29.02	
		Speed (m/s)	14.80	13.82	12.78	12.45	12.41	12.22	13.06	13.19	14.20	14.65	13.29	
		Stride length (m)	6.35	6.32	6.23	6.19	6.13	5.97	6.20	6.25	6.32	6.36	6.23	
		Stride duration (s)	0.432	0.457	0.487	0.497	0.494	0.488	0.474	0.474	0.445	0.434	0.469	
		Stride efficiency (%)	62.93	62.35	60.61	59.87	58.67	55.73	60.00	61.10	62.33	63.26	60.60	
		Stride count	28.37	31.66	32.11	32.31	32.64	33.49	32.28	31.98	31.67	31.43	317.94	

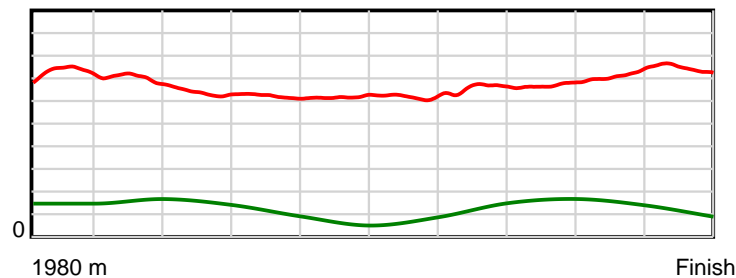
10 m Stride length



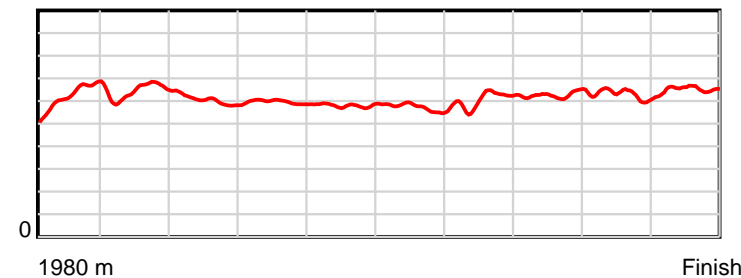
0.6 s Stride duration



20 m/sec Speed



100 % Stride efficiency



Note: Horizontal distance axis grid lines are 200m furlongs.

Disclaimer.

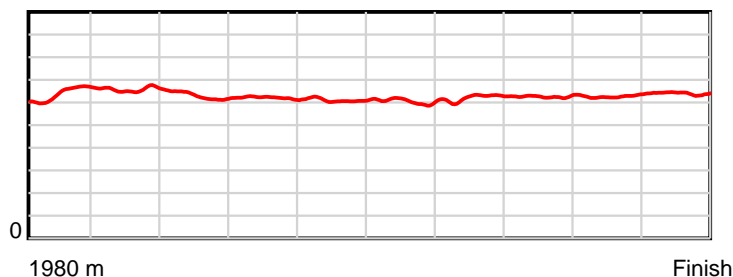
HRNZ and NZMTC and Thoroughbred Ratings Pty Ltd accepts no responsibility for the completeness or accuracy of any of the information contained herein, and makes no representations about its suitability for any particular purpose. Users should make their own judgements about those matters and/or seek independent advice. You assume all risks associated with use of the data provided on this page.

Race Results

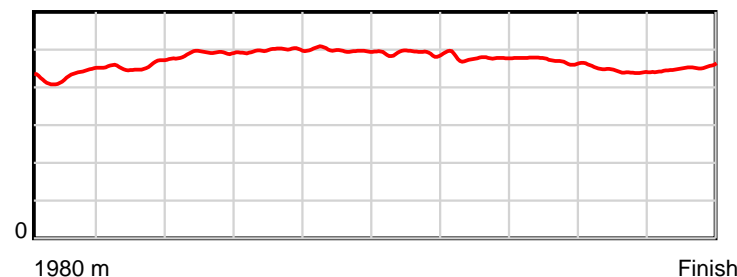
July 10, 2020, Race 7, SPECTATORS - FOLLOW US ON ALL SOCIALS MOBILE PACE, Distance 1980m, Addington - Survey 1980m

Result	TAB no.	Horse (Barrier)	1980 to	1800m to	1600m to	1400m to	1200m to	1000m to	800m to	600m to	400m to	200m to	Total or	Margin
3rd	3	Deja Blue (3)	1800m	1600m	1400m	1200m	1000m	800m	600m	400m	200m	WP	Average	
		Position in running (margin)	-	1(0.0)	1(0.0)	1(0.0)	1(0.0)	1(0.0)	1(0.0)	1(0.0)	2(0.1)	2(0.2)		1.60
		Sectional time (s)	12.06	14.21	15.59	15.95	16.23	16.33	15.35	15.15	14.12	14.13		
		Cumulative time (s)	149.12	137.06	122.85	107.26	91.31	75.08	58.75	43.40	28.25	14.13	2:29.12	
		Speed (m/s)	14.92	14.07	12.83	12.54	12.32	12.25	13.03	13.20	14.16	14.15	13.28	
		Stride length (m)	6.42	6.44	6.28	6.25	6.14	6.02	6.23	6.23	6.30	6.40	6.27	
		Stride duration (s)	0.429	0.457	0.490	0.498	0.498	0.491	0.478	0.472	0.445	0.452	0.472	
		Stride efficiency (%)	64.39	64.74	61.70	61.01	58.96	56.56	60.73	60.57	61.92	64.03	61.37	
		Stride count	28.04	31.07	31.83	32.01	32.56	33.24	32.08	32.12	31.77	31.24	315.96	

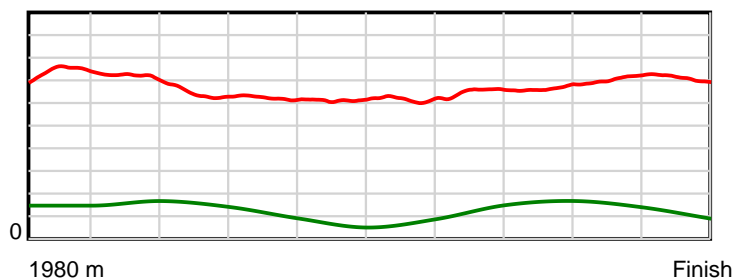
10 m Stride length



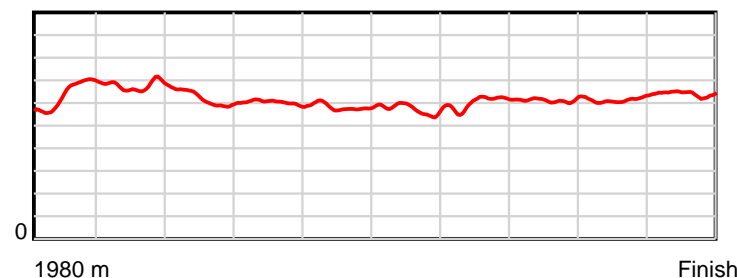
0.6 s Stride duration



20 m/sec Speed



100 % Stride efficiency



Note: Horizontal distance axis grid lines are 200m furlongs.

Disclaimer.

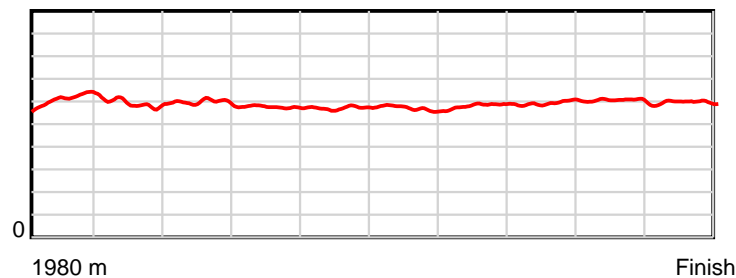
HRNZ and NZMTC and Thoroughbred Ratings Pty Ltd accepts no responsibility for the completeness or accuracy of any of the information contained herein, and makes no representations about its suitability for any particular purpose. Users should make their own judgements about those matters and/or seek independent advice. You assume all risks associated with use of the data provided on this page.

Race Results

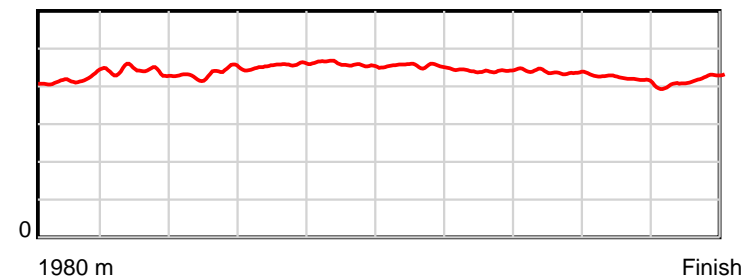
July 10, 2020, Race 7, SPECTATORS - FOLLOW US ON ALL SOCIALS MOBILE PACE, Distance 1980m, Addington - Survey 1980m

Result	TAB no.	Horse (Barrier)	1980 to	1800m to	1600m to	1400m to	1200m to	1000m to	800m to	600m to	400m to	200m to	Total or	Margin
4th	10	Her Majesty (9)	1800m	1600m	1400m	1200m	1000m	800m	600m	400m	200m	WP	Average	
		Position in running (margin)	-	7(4.2)	7(9.3)	5(4.8)	4(3.5)	5(3.9)	4(3.4)	4(2.1)	4(2.2)	3(1.4)		1.90
		Sectional time (s)	12.80	15.06	14.84	15.74	16.29	16.24	15.14	15.15	13.96	13.95		
		Cumulative time (s)	149.17	136.37	121.31	106.47	90.73	74.44	58.20	43.06	27.91	13.95	2:29.17	
		Speed (m/s)	14.06	13.28	13.48	12.71	12.28	12.32	13.21	13.20	14.33	14.34	13.27	
		Stride length (m)	6.13	5.84	5.88	5.78	5.63	5.60	5.84	5.77	5.99	5.99	5.84	
		Stride duration (s)	0.420	0.440	0.436	0.455	0.459	0.454	0.442	0.437	0.418	0.418	0.440	
		Stride efficiency (%)	58.77	53.32	53.96	52.26	49.54	48.93	53.24	52.11	56.07	56.12	53.26	
		Stride count	29.35	34.24	34.04	34.59	35.52	35.74	34.27	34.63	33.39	33.37	339.14	

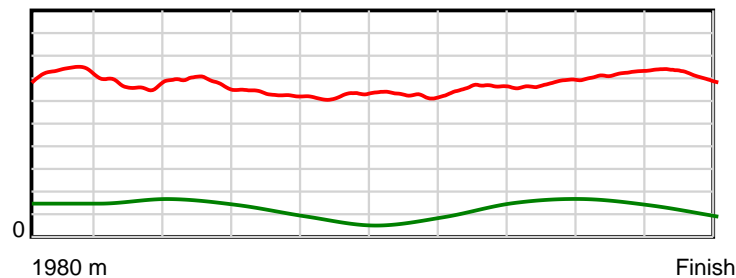
10 m Stride length



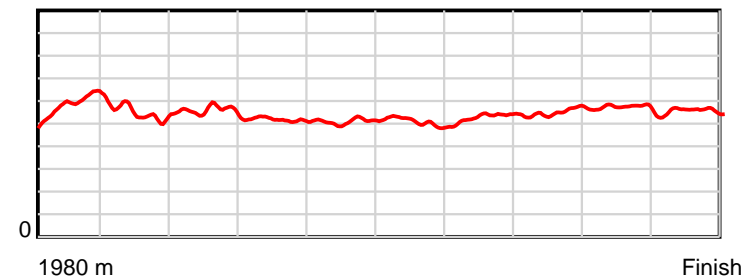
0.6 s Stride duration



20 m/sec Speed



100 % Stride efficiency



Note: Horizontal distance axis grid lines are 200m furlongs.

Disclaimer.

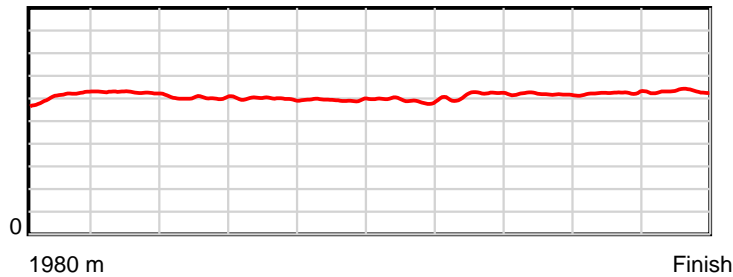
HRNZ and NZMTC and Thoroughbred Ratings Pty Ltd accepts no responsibility for the completeness or accuracy of any of the information contained herein, and makes no representations about its suitability for any particular purpose. Users should make their own judgements about those matters and/or seek independent advice. You assume all risks associated with use of the data provided on this page.

Race Results

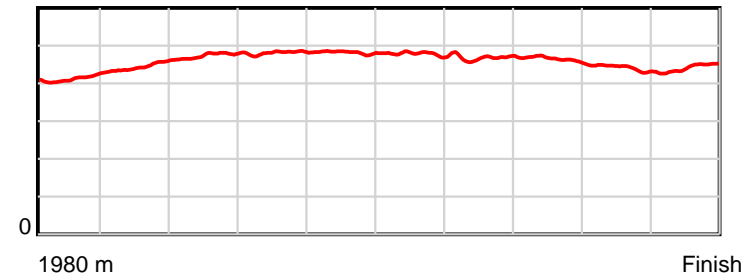
July 10, 2020, Race 7, SPECTATORS - FOLLOW US ON ALL SOCIALS MOBILE PACE, Distance 1980m, Addington - Survey 1980m

Result	TAB no.	Horse (Barrier)	1980 to	1800m to	1600m to	1400m to	1200m to	1000m to	800m to	600m to	400m to	200m to	Total or	Margin
5th	2	Red Envy (2)	1800m	1600m	1400m	1200m	1000m	800m	600m	400m	200m	WP	Average	
		Position in running (margin)	-	2(0.6)	2(1.2)	2(1.8)	3(2.4)	3(2.4)	3(1.9)	3(1.8)	3(2.0)	4(2.0)		3.10
		Sectional time (s)	12.20	14.32	15.70	16.05	16.23	16.25	15.32	15.16	14.12	14.03		
		Cumulative time (s)	149.38	137.18	122.86	107.16	91.11	74.88	58.63	43.31	28.15	14.03	2:29.38	
		Speed (m/s)	14.75	13.97	12.74	12.46	12.32	12.31	13.05	13.19	14.16	14.26	13.25	
		Stride length (m)	6.13	6.20	6.04	6.00	5.94	5.88	6.12	6.13	6.25	6.29	6.09	
		Stride duration (s)	0.412	0.444	0.474	0.481	0.482	0.478	0.469	0.464	0.441	0.441	0.460	
		Stride efficiency (%)	58.69	60.14	56.93	56.19	55.15	54.08	58.46	58.68	61.01	61.89	58.04	
		Stride count	29.37	32.24	33.14	33.35	33.67	34.00	32.70	32.64	32.01	31.78	324.90	

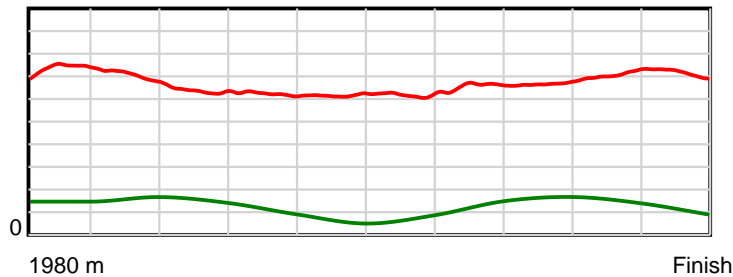
10 m Stride length



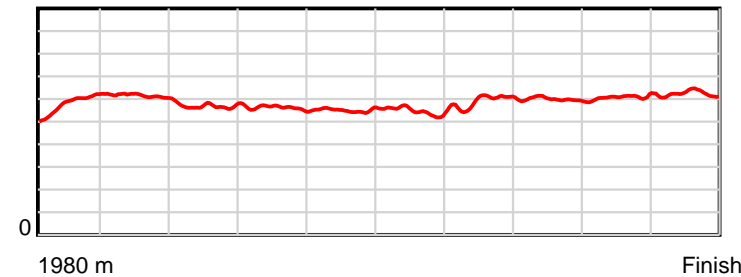
0.6 s Stride duration



20 m/sec Speed



100 % Stride efficiency



Note: Horizontal distance axis grid lines are 200m furlongs.

Disclaimer.

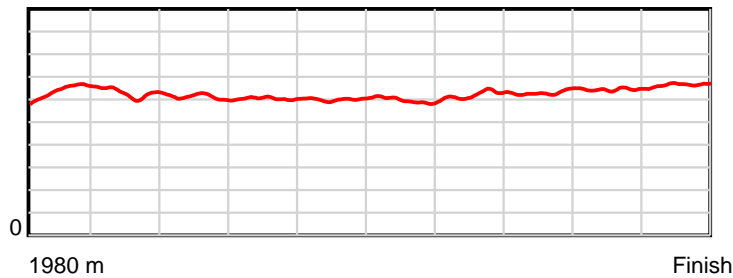
HRNZ and NZMTC and Thoroughbred Ratings Pty Ltd accepts no responsibility for the completeness or accuracy of any of the information contained herein, and makes no representations about its suitability for any particular purpose. Users should make their own judgements about those matters and/or seek independent advice. You assume all risks associated with use of the data provided on this page.

Race Results

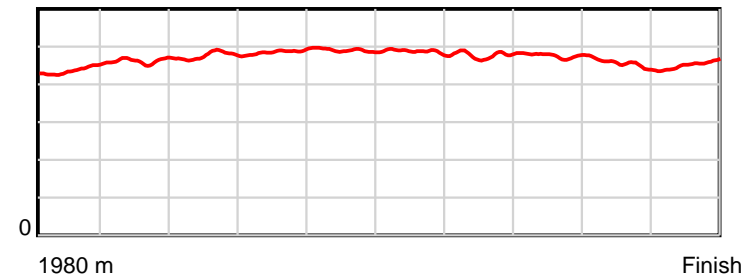
July 10, 2020, Race 7, SPECTATORS - FOLLOW US ON ALL SOCIALS MOBILE PACE, Distance 1980m, Addington - Survey 1980m

Result	TAB no.	Horse (Barrier)	1980 to	1800m to	1600m to	1400m to	1200m to	1000m to	800m to	600m to	400m to	200m to	Total or	Margin
6th	11	For Today (10)	1800m	1600m	1400m	1200m	1000m	800m	600m	400m	200m	WP	Average	
		Position in running (margin)	-	6(3.1)	5(6.4)	6(5.6)	7(6.6)	6(6.0)	7(5.6)	7(5.5)	7(5.8)	6(5.5)		3.40
		Sectional time (s)	12.36	14.77	15.46	16.11	16.14	16.27	15.32	15.19	14.05	13.76		
		Cumulative time (s)	149.43	137.07	122.30	106.84	90.73	74.59	58.32	43.00	27.81	13.76	2:29.43	
		Speed (m/s)	14.56	13.54	12.94	12.41	12.39	12.29	13.05	13.17	14.23	14.53	13.25	
		Stride length (m)	6.45	6.26	6.16	6.03	6.08	5.99	6.24	6.27	6.46	6.60	6.25	
		Stride duration (s)	0.438	0.462	0.476	0.486	0.490	0.487	0.478	0.476	0.454	0.454	0.471	
		Stride efficiency (%)	65.02	61.29	59.23	56.89	57.69	56.03	60.93	61.51	65.25	68.05	60.98	
		Stride count	27.90	31.94	32.49	33.15	32.92	33.40	32.03	31.88	30.95	30.31	316.97	

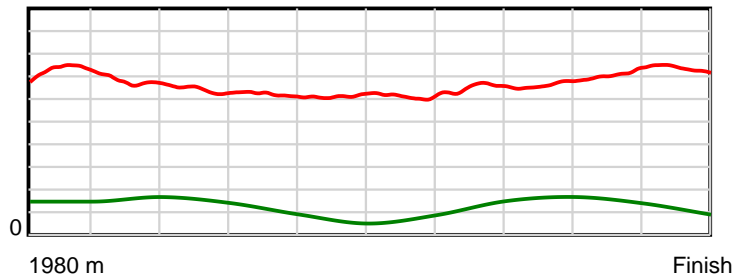
10 m Stride length



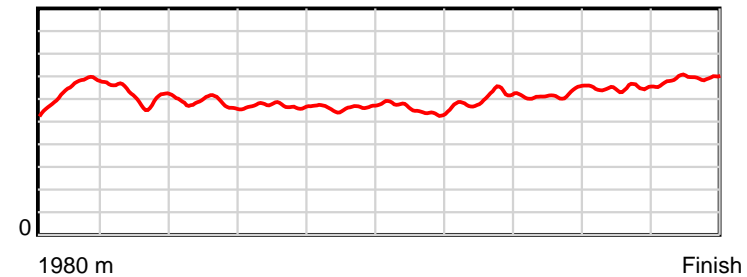
0.6 s Stride duration



20 m/sec Speed



100 % Stride efficiency



Note: Horizontal distance axis grid lines are 200m furlongs.

Disclaimer.

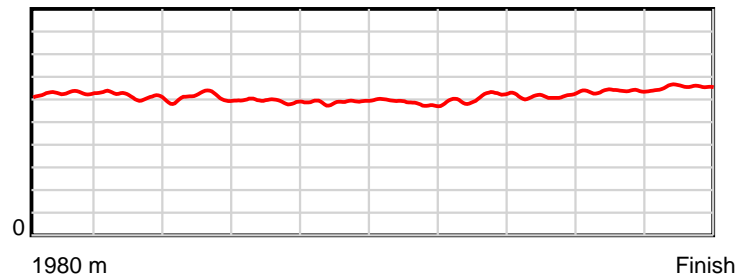
HRNZ and NZMTC and Thoroughbred Ratings Pty Ltd accepts no responsibility for the completeness or accuracy of any of the information contained herein, and makes no representations about its suitability for any particular purpose. Users should make their own judgements about those matters and/or seek independent advice. You assume all risks associated with use of the data provided on this page.

Race Results

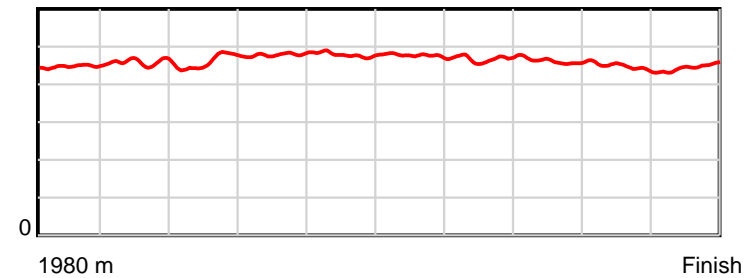
July 10, 2020, Race 7, SPECTATORS - FOLLOW US ON ALL SOCIALS MOBILE PACE, Distance 1980m, Addington - Survey 1980m

Result	TAB no.	Horse (Barrier)	1980 to	1800m to	1600m to	1400m to	1200m to	1000m to	800m to	600m to	400m to	200m to	Total or	Margin
7th	13	Atomic Mach (12)	1800m	1600m	1400m	1200m	1000m	800m	600m	400m	200m	WP	Average	
		Position in running (margin)	-	10(6.6)	9(11.9)	8(7.9)	9(7.8)	9(7.8)	9(7.8)	10(7.6)	9(7.9)	8(7.6)		5.80
		Sectional time (s)	13.00	15.09	14.92	15.94	16.23	16.33	15.31	15.17	14.06	13.81		
		Cumulative time (s)	149.86	136.86	121.77	106.85	90.91	74.68	58.35	43.04	27.87	13.81	2:29.86	
		Speed (m/s)	13.84	13.25	13.40	12.55	12.32	12.25	13.06	13.18	14.22	14.48	13.21	
		Stride length (m)	6.31	6.09	6.18	6.00	5.89	5.84	6.12	6.09	6.35	6.47	6.13	
		Stride duration (s)	0.447	0.459	0.461	0.479	0.478	0.477	0.468	0.462	0.446	0.447	0.464	
		Stride efficiency (%)	62.30	57.86	59.61	56.32	54.27	53.27	58.55	57.87	62.97	65.49	58.65	
		Stride count	28.51	32.87	32.38	33.31	33.94	34.25	32.67	32.86	31.51	30.89	323.19	

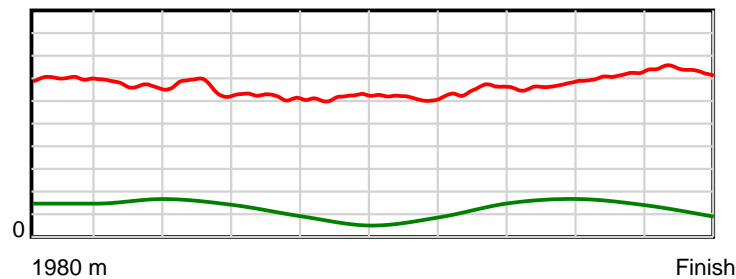
10 m Stride length



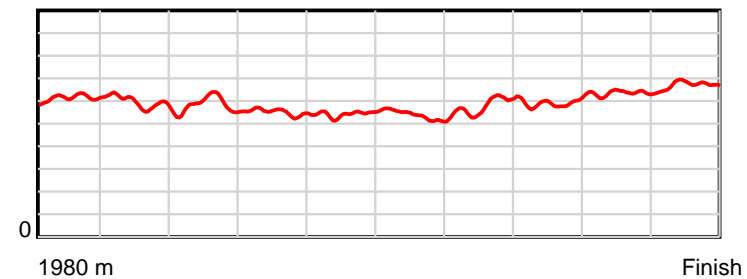
0.6 s Stride duration



20 m/sec Speed



100 % Stride efficiency



Note: Horizontal distance axis grid lines are 200m furlongs.

Disclaimer.

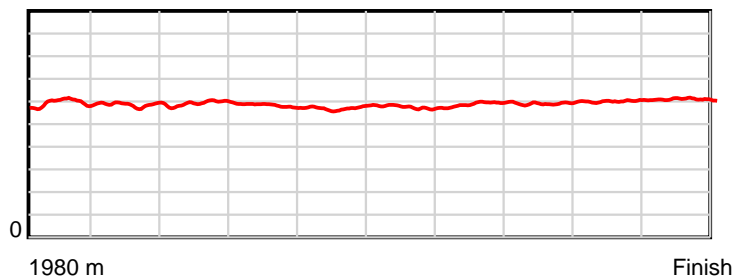
HRNZ and NZMTC and Thoroughbred Ratings Pty Ltd accepts no responsibility for the completeness or accuracy of any of the information contained herein, and makes no representations about its suitability for any particular purpose. Users should make their own judgements about those matters and/or seek independent advice. You assume all risks associated with use of the data provided on this page.

Race Results

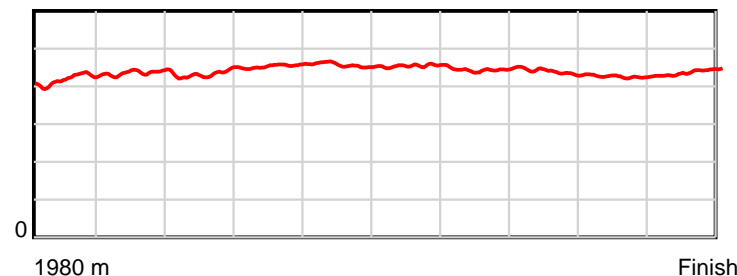
July 10, 2020, Race 7, SPECTATORS - FOLLOW US ON ALL SOCIALS MOBILE PACE, Distance 1980m, Addington - Survey 1980m

Result	TAB no.	Horse (Barrier)	1980 to	1800m to	1600m to	1400m to	1200m to	1000m to	800m to	600m to	400m to	200m to	Total or	Margin
8th	5	Luminite (5)	1800m	1600m	1400m	1200m	1000m	800m	600m	400m	200m	WP	Average	
		Position in running (margin)	-	8(4.8)	8(10.7)	7(6.9)	6(5.5)	7(6.2)	6(5.5)	6(4.2)	6(4.4)	7(6.4)		9.50
		Sectional time (s)	12.75	15.19	14.97	15.70	16.35	16.21	15.14	15.15	14.45	14.59		
		Cumulative time (s)	150.50	137.75	122.56	107.59	91.89	75.54	59.33	44.19	29.04	14.59	2:30.50	
		Speed (m/s)	14.11	13.17	13.36	12.74	12.23	12.34	13.21	13.20	13.84	13.71	13.16	
		Stride length (m)	5.90	5.74	5.79	5.78	5.58	5.60	5.86	5.77	5.89	6.01	5.79	
		Stride duration (s)	0.419	0.436	0.433	0.454	0.456	0.454	0.444	0.437	0.426	0.439	0.440	
		Stride efficiency (%)	54.34	51.51	52.32	52.16	48.70	49.07	53.75	52.08	54.25	56.53	52.38	
		Stride count	30.52	34.84	34.56	34.62	35.83	35.69	34.10	34.64	33.94	33.25	341.99	

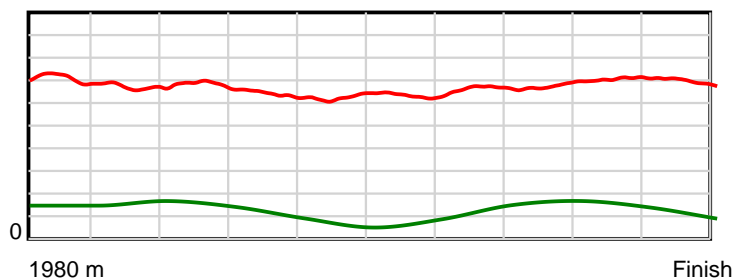
10 m Stride length



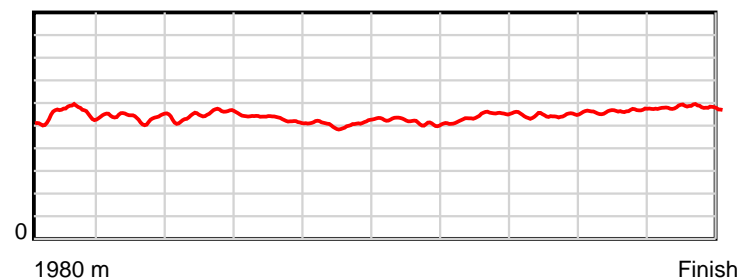
0.6 s Stride duration



20 m/sec Speed



100 % Stride efficiency



Note: Horizontal distance axis grid lines are 200m furlongs.

Disclaimer.

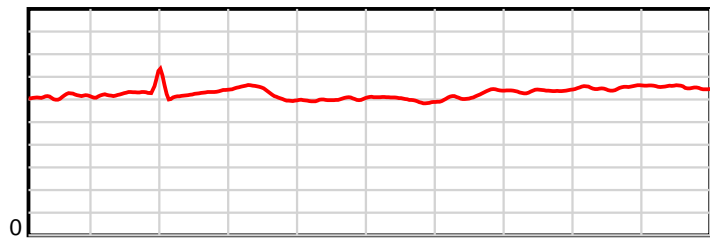
HRNZ and NZMTC and Thoroughbred Ratings Pty Ltd accepts no responsibility for the completeness or accuracy of any of the information contained herein, and makes no representations about its suitability for any particular purpose. Users should make their own judgements about those matters and/or seek independent advice. You assume all risks associated with use of the data provided on this page.

Race Results

July 10, 2020, Race 7, SPECTATORS - FOLLOW US ON ALL SOCIALS MOBILE PACE, Distance 1980m, Addington - Survey 1980m

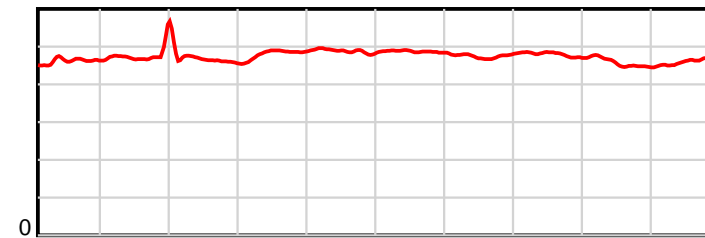
Result	TAB no.	Horse (Barrier)	1980 to	1800m to	1600m to	1400m to	1200m to	1000m to	800m to	600m to	400m to	200m to	Total or	Margin
9th	9	Churrasco (8)	1800m	1600m	1400m	1200m	1000m	800m	600m	400m	200m	WP	Average	
		Position in running (margin)	-	11(11.7)	12(17.7)	12(12.8)	11(10.2)	11(9.8)	11(9.8)	12(9.2)	11(9.0)	10(8.9)		9.80
		Sectional time (s)	13.93	15.22	14.77	15.51	16.16	16.34	15.25	15.09	14.09	14.19		
		Cumulative time (s)	150.55	136.62	121.40	106.63	91.12	74.96	58.62	43.37	28.28	14.19	2:30.55	
		Speed (m/s)	12.92	13.14	13.54	12.89	12.38	12.24	13.11	13.25	14.19	14.09	13.15	
		Stride length (m)	6.11	6.31	6.28	6.23	6.04	5.96	6.23	6.34	6.48	6.52	6.25	
		Stride duration (s)	0.463	0.480	0.464	0.483	0.488	0.487	0.475	0.479	0.456	0.462	0.475	
		Stride efficiency (%)	58.26	62.19	61.63	60.65	57.06	55.44	60.66	62.89	65.54	66.34	60.96	
		Stride count	29.48	31.70	31.85	32.10	33.10	33.58	32.10	31.53	30.88	30.70	317.02	

10 m Stride length



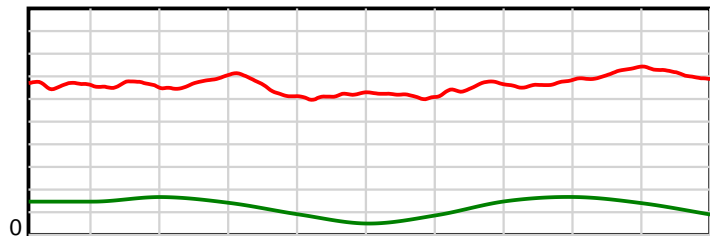
1980 m Finish

0.6 s Stride duration



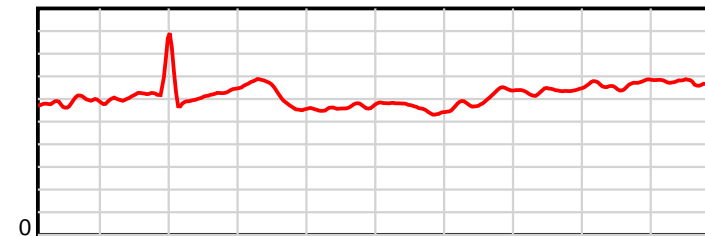
1980 m Finish

20 m/sec Speed



1980 m Finish

100 % Stride efficiency



1980 m Finish

Note: Horizontal distance axis grid lines are 200m furlongs.

Disclaimer.

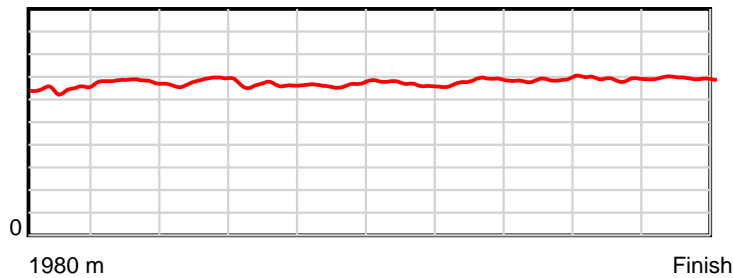
HRNZ and NZMTC and Thoroughbred Ratings Pty Ltd accepts no responsibility for the completeness or accuracy of any of the information contained herein, and makes no representations about its suitability for any particular purpose. Users should make their own judgements about those matters and/or seek independent advice. You assume all risks associated with use of the data provided on this page.

Race Results

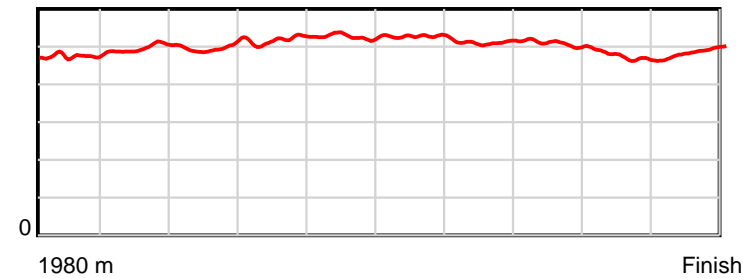
July 10, 2020, Race 7, SPECTATORS - FOLLOW US ON ALL SOCIALS MOBILE PACE, Distance 1980m, Addington - Survey 1980m

Result	TAB no.	Horse (Barrier)	1980 to	1800m to	1600m to	1400m to	1200m to	1000m to	800m to	600m to	400m to	200m to	Total or	Margin
10th	14	Mathilda (0)	1800m	1600m	1400m	1200m	1000m	800m	600m	400m	200m	WP	Average	
		Position in running (margin)	-	12(11.7)	11(15.7)	11(11.5)	10(9.6)	10(9.3)	10(9.3)	9(7.5)	10(8.7)	11(9.0)		10.10
		Sectional time (s)	13.88	14.87	14.89	15.65	16.18	16.32	15.05	15.33	14.16	14.28		
		Cumulative time (s)	150.61	136.73	121.86	106.97	91.32	75.14	58.82	43.77	28.44	14.28	2:30.61	
		Speed (m/s)	12.96	13.45	13.43	12.78	12.36	12.25	13.29	13.05	14.12	14.01	13.15	
		Stride length (m)	6.41	6.68	6.69	6.61	6.51	6.46	6.78	6.62	6.67	6.85	6.63	
		Stride duration (s)	0.475	0.496	0.498	0.517	0.527	0.527	0.510	0.507	0.472	0.489	0.504	
		Stride efficiency (%)	64.12	69.66	70.03	68.22	66.27	65.23	71.77	68.53	69.58	73.24	68.63	
		Stride count	28.10	29.96	29.88	30.27	30.71	30.96	29.51	30.20	29.97	29.21	298.77	

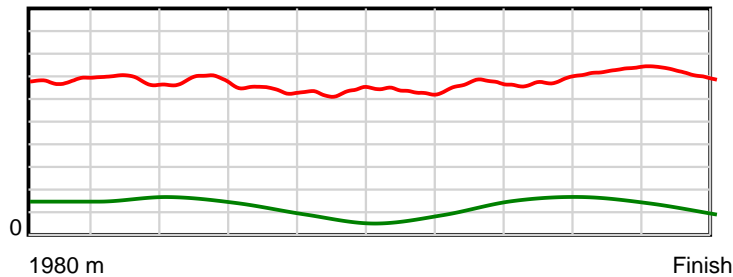
10 m Stride length



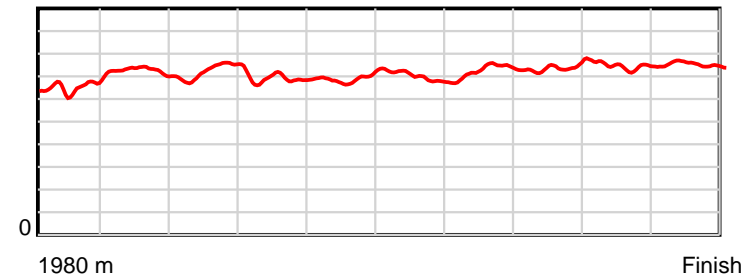
0.6 s Stride duration



20 m/sec Speed



100 % Stride efficiency



Note: Horizontal distance axis grid lines are 200m furlongs.

Disclaimer.

HRNZ and NZMTC and Thoroughbred Ratings Pty Ltd accepts no responsibility for the completeness or accuracy of any of the information contained herein, and makes no representations about its suitability for any particular purpose. Users should make their own judgements about those matters and/or seek independent advice. You assume all risks associated with use of the data provided on this page.

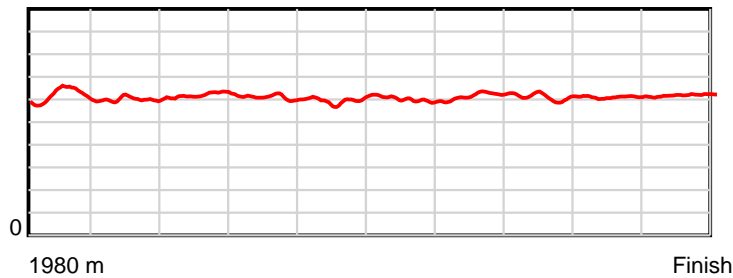


Race Results

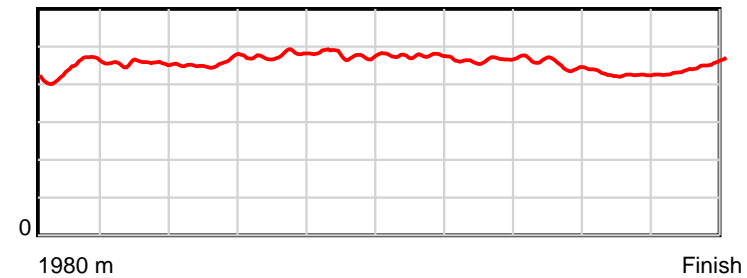
July 10, 2020, Race 7, SPECTATORS - FOLLOW US ON ALL SOCIALS MOBILE PACE, Distance 1980m, Addington - Survey 1980m

Result	TAB no.	Horse (Barrier)	1980 to	1800m to	1600m to	1400m to	1200m to	1000m to	800m to	600m to	400m to	200m to	Total or	Margin
11th	7	Tara Bromac (6)	1800m	1600m	1400m	1200m	1000m	800m	600m	400m	200m	WP	Average	
		Position in running (margin)	-	9(5.2)	10(14.3)	9(9.4)	8(7.8)	8(7.5)	8(7.4)	8(6.0)	8(6.9)	9(8.1)		10.70
		Sectional time (s)	12.95	15.73	14.78	15.68	16.19	16.32	15.11	15.27	14.31	14.37		
		Cumulative time (s)	150.71	137.76	122.03	107.25	91.57	75.38	59.06	43.95	28.68	14.37	2:30.71	
		Speed (m/s)	13.89	12.71	13.53	12.76	12.35	12.25	13.24	13.10	13.98	13.92	13.14	
		Stride length (m)	6.16	5.80	6.18	6.08	5.91	5.83	6.15	5.93	5.94	6.22	6.01	
		Stride duration (s)	0.441	0.456	0.456	0.476	0.479	0.475	0.465	0.453	0.425	0.447	0.458	
		Stride efficiency (%)	59.25	52.55	59.59	57.71	54.65	53.04	59.10	55.04	55.16	60.55	56.54	
		Stride count	29.23	34.49	32.39	32.91	33.82	34.33	32.52	33.70	33.66	32.13	329.18	

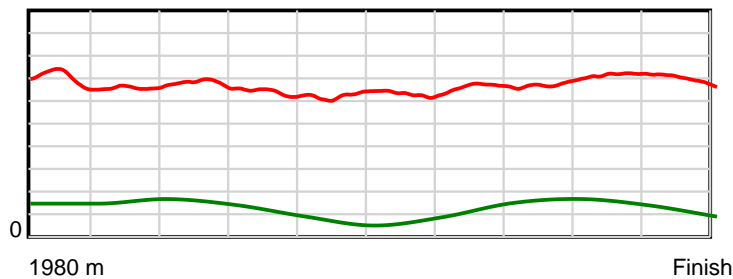
10 m Stride length



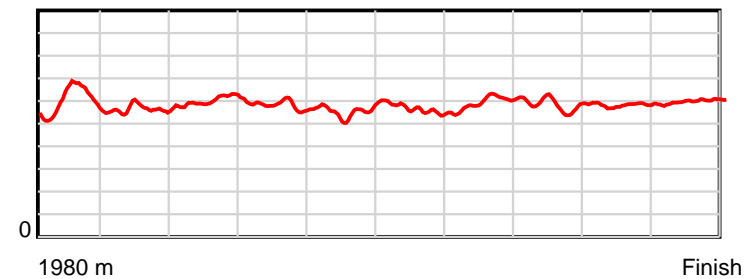
0.6 s Stride duration



20 m/sec Speed



100 % Stride efficiency



Note: Horizontal distance axis grid lines are 200m furlongs.

Disclaimer.

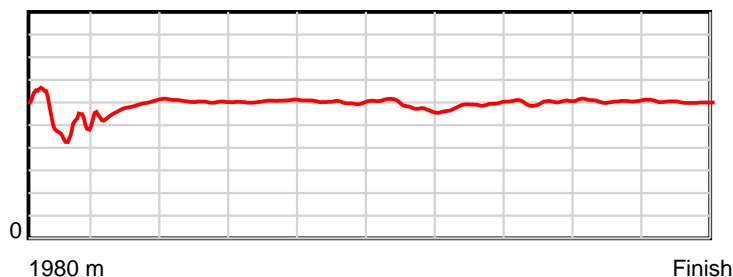
HRNZ and NZMTC and Thoroughbred Ratings Pty Ltd accepts no responsibility for the completeness or accuracy of any of the information contained herein, and makes no representations about its suitability for any particular purpose. Users should make their own judgements about those matters and/or seek independent advice. You assume all risks associated with use of the data provided on this page.

Race Results

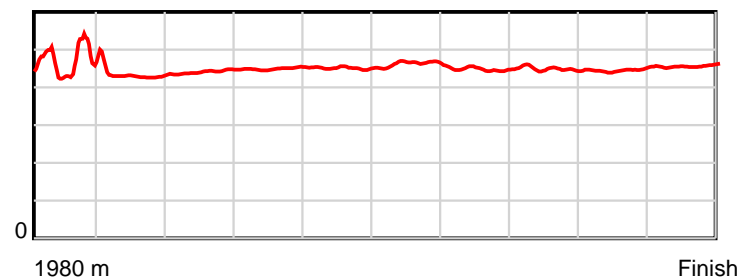
July 10, 2020, Race 7, SPECTATORS - FOLLOW US ON ALL SOCIALS MOBILE PACE, Distance 1980m, Addington - Survey 1980m

Result	TAB no.	Horse (Barrier)	1980 to	1800m to	1600m to	1400m to	1200m to	1000m to	800m to	600m to	400m to	200m to	Total or	Margin
12th	8	Tsunami (7)	1800m	1600m	1400m	1200m	1000m	800m	600m	400m	200m	WP	Average	
		Position in running (margin)	-	13(25.4)	13(33.1)	13(27.9)	13(21.8)	13(14.5)	13(12.6)	13(11.7)	13(12.7)	13(16.2)		23.00
		Sectional time (s)	16.18	15.49	14.73	14.93	15.01	16.01	15.19	15.29	14.70	15.33		
		Cumulative time (s)	152.86	136.68	121.19	106.46	91.53	76.52	60.51	45.32	30.03	15.33	2:32.86	
		Speed (m/s)	11.12	12.91	13.58	13.40	13.32	12.49	13.17	13.08	13.61	13.05	12.95	
		Stride length (m)	5.06	5.58	5.99	6.02	6.01	5.78	5.89	5.87	6.07	5.95	5.82	
		Stride duration (s)	0.454	0.432	0.441	0.450	0.451	0.463	0.448	0.449	0.446	0.456	0.449	
		Stride efficiency (%)	40.05	48.58	56.06	56.67	56.46	52.22	54.27	53.87	57.61	55.35	52.86	
		Stride count	35.56	35.87	33.39	33.21	33.27	34.60	33.94	34.06	32.94	33.61	340.45	

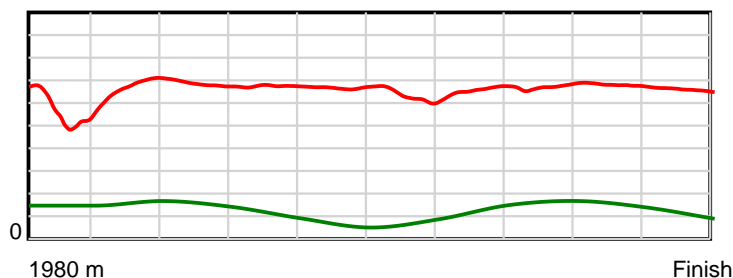
10 m Stride length



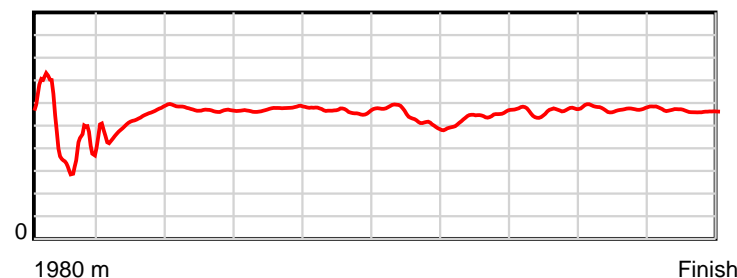
0.6 s Stride duration



20 m/sec Speed



100 % Stride efficiency



Note: Horizontal distance axis grid lines are 200m furlongs.

Disclaimer.

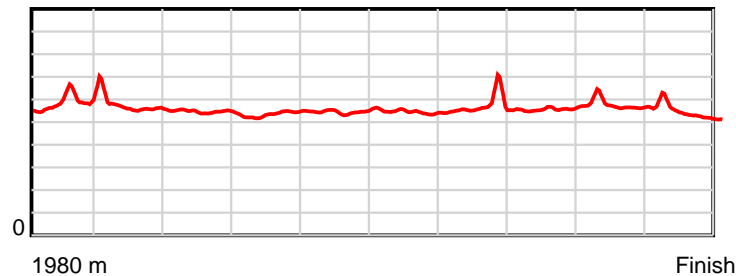
HRNZ and NZMTC and Thoroughbred Ratings Pty Ltd accepts no responsibility for the completeness or accuracy of any of the information contained herein, and makes no representations about its suitability for any particular purpose. Users should make their own judgements about those matters and/or seek independent advice. You assume all risks associated with use of the data provided on this page.

Race Results

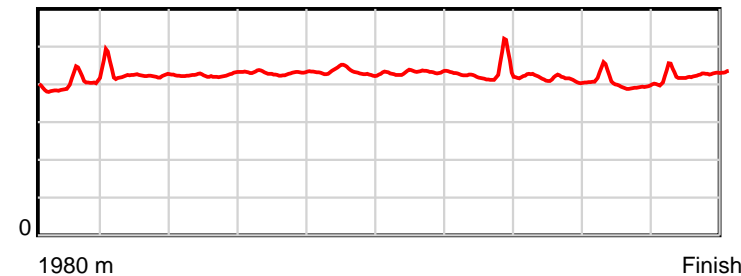
July 10, 2020, Race 7, SPECTATORS - FOLLOW US ON ALL SOCIALS MOBILE PACE, Distance 1980m, Addington - Survey 1980m

Result	TAB no.	Horse (Barrier)	1980 to	1800m to	1600m to	1400m to	1200m to	1000m to	800m to	600m to	400m to	200m to	Total or	Margin
13th	4	Port Elizabeth (4)	1800m	1600m	1400m	1200m	1000m	800m	600m	400m	200m	WP	Average	
		Position in running (margin)	-	3(1.5)	6(9.0)	10(11.5)	12(12.1)	12(11.7)	12(11.1)	11(9.2)	12(9.9)	12(12.2)		23.30
		Sectional time (s)	12.33	15.45	16.01	16.06	16.16	16.22	15.04	15.25	14.48	15.92		
		Cumulative time (s)	152.92	140.59	125.14	109.13	93.07	76.91	60.69	45.65	30.40	15.92	2:32.92	
		Speed (m/s)	14.59	12.94	12.49	12.45	12.38	12.33	13.30	13.11	13.81	12.56	12.95	
		Stride length (m)	5.83	5.51	5.31	5.36	5.36	5.33	5.64	5.43	5.54	5.37	5.46	
		Stride duration (s)	0.398	0.426	0.425	0.430	0.433	0.432	0.424	0.414	0.401	0.427	0.422	
		Stride efficiency (%)	53.15	47.50	44.00	44.87	44.91	44.31	49.71	46.07	48.00	45.01	46.57	
		Stride count	30.87	36.28	37.69	37.32	37.31	37.56	35.46	36.84	36.09	37.26	362.68	

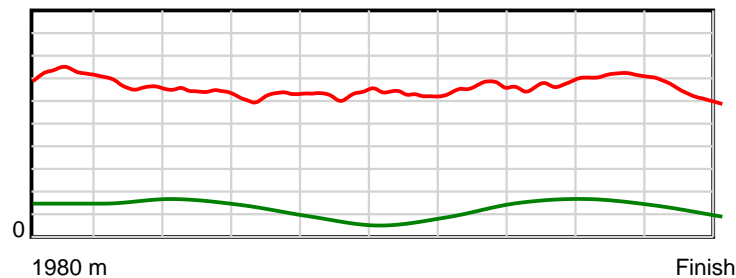
10 m Stride length



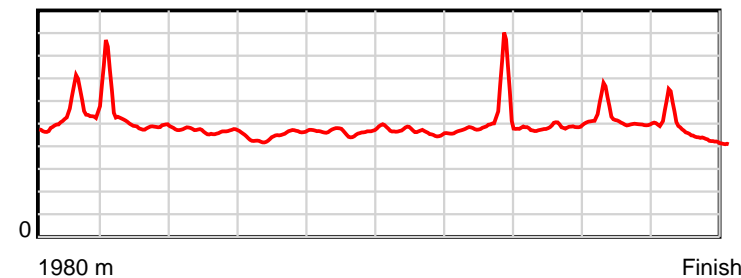
0.6 s Stride duration



20 m/sec Speed



100 % Stride efficiency



Note: Horizontal distance axis grid lines are 200m furlongs.

Disclaimer.

HRNZ and NZMTC and Thoroughbred Ratings Pty Ltd accepts no responsibility for the completeness or accuracy of any of the information contained herein, and makes no representations about its suitability for any particular purpose. Users should make their own judgements about those matters and/or seek independent advice. You assume all risks associated with use of the data provided on this page.