



Race Results

NZ Metropolitan Trotting Club Inc, HRNZ, July 17, 2020

Compilation date: July 17, 2020, 9:18:40 PM (NZST)

Copyright © 2020 HRNZ and NZMTC. All rights reserved.

Trademarks.

StrideMASTER is a registered trademark of Thoroughbred Ratings Pty Ltd.

Disclaimer.

HRNZ and NZMTC and Thoroughbred Ratings Pty Ltd accepts no responsibility for the completeness or accuracy of any of the information contained herein, and makes no representations about its suitability for any particular purpose. Users should make their own judgements about those matters and/or seek independent advice. You assume all risks associated with use of the data provided on this page.



Race Results



July 17, 2020, Race 10, BLUE STAR TAXIS HANDICAP TROT, Distance 2600m, Addington - Survey 3200m

Result	TAB no.	Horse (Barrier)	2600 to	2400m to
1st	6	Rydgemont Son (2)	2400m	2200m
		Position in running (margin)	-	2(2.5)
		Sectional time (s)	17.97	15.54
		Cumulative time (s)	201.13	183.16
		Speed (m/s)	11.13	12.87
		Stride length (m)	5.25	5.87
		Stride duration (s)	0.460	0.456
		Stride efficiency (%)	43.05	53.90
		Stride count	38.10	34.06

Disclaimer.

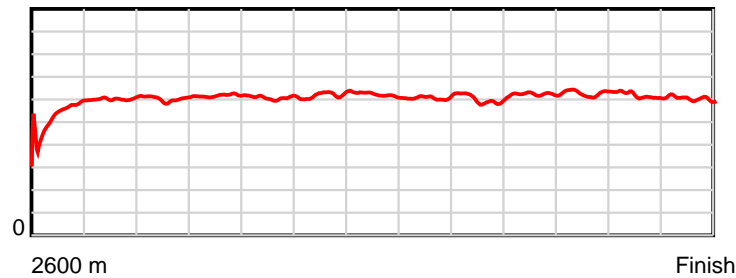
HRNZ and NZMTC and Thoroughbred Ratings Pty Ltd accepts no responsibility for the completeness or accuracy of any of the information contained herein, and makes no representations about its suitability for any particular purpose. Users should make their own judgements about those matters and/or seek independent advice. You assume all risks associated with use of the data provided on this page.

Race Results

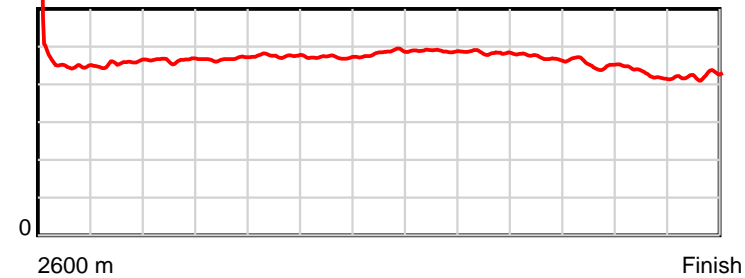
July 17, 2020, Race 10, BLUE STAR TAXIS HANDICAP TROT, Distance 2600m, Addington - Survey 3200m

Result	TAB no.	Horse (Barrier)	2200m to	2000m to	1800m to	1600m to	1400m to	1200m to	1000m to	800m to	600m to	400m to	200m to	Total or	Margin
1st	6	Rydgemont Son (2)	2000m	1800m	1600m	1400m	1200m	1000m	800m	600m	400m	200m	WP	Average	
		Position in running (margin)	1(0.0)	1(0.0)	1(0.0)	1(0.0)	1(0.0)	1(0.0)	1(0.0)	1(0.0)	1(0.0)	1(0.0)	1(0.0)		0.00
		Sectional time (s)	15.52	15.07	15.61	15.22	15.70	16.42	16.07	15.05	14.56	14.17	14.23		
		Cumulative time (s)	167.62	152.10	137.03	121.42	106.20	90.50	74.08	58.01	42.96	28.40	14.23	3:21.13	
		Speed (m/s)	12.89	13.27	12.81	13.14	12.74	12.18	12.45	13.29	13.74	14.11	14.05	12.93	
		Stride length (m)	5.98	6.20	6.10	6.20	6.17	5.95	6.02	6.26	6.24	6.04	5.96	6.01	
		Stride duration (s)	0.464	0.468	0.476	0.472	0.484	0.489	0.484	0.471	0.454	0.428	0.424	0.465	
		Stride efficiency (%)	55.92	60.15	58.10	60.03	59.41	55.34	56.60	61.23	60.83	56.92	55.54	56.37	
		Stride count	33.43	32.24	32.80	32.27	32.44	33.61	33.23	31.95	32.06	33.14	33.55	432.88	

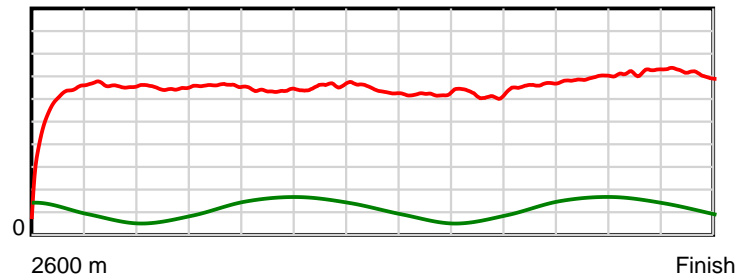
10 m Stride length



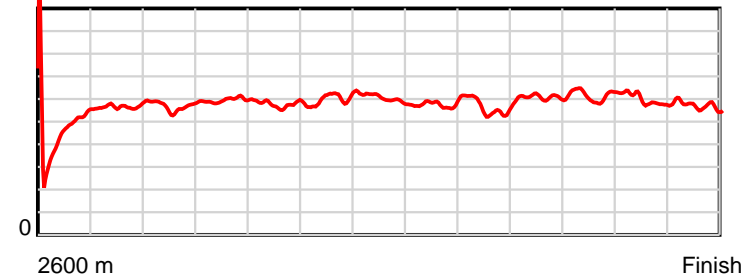
0.5 s Stride duration



20 m/sec Speed



100 % Stride efficiency



Note: Horizontal distance axis grid lines are 200m furlongs.

Disclaimer.

HRNZ and NZMTC and Thoroughbred Ratings Pty Ltd accepts no responsibility for the completeness or accuracy of any of the information contained herein, and makes no representations about its suitability for any particular purpose. Users should make their own judgements about those matters and/or seek independent advice. You assume all risks associated with use of the data provided on this page.



Race Results



July 17, 2020, Race 10, BLUE STAR TAXIS HANDICAP TROT, Distance 2600m, Addington - Survey 3200m

Result	TAB no.	Horse (Barrier)	2600 to	2400m to
2nd	7	The Player (1)	2400m	2200m
		Position in running (margin)	-	1(0.0)
		Sectional time (s)	17.54	16.19
		Cumulative time (s)	201.26	183.72
		Speed (m/s)	11.40	12.35
		Stride length (m)	5.20	5.47
		Stride duration (s)	0.449	0.443
		Stride efficiency (%)	42.23	46.74
		Stride count	38.47	36.57

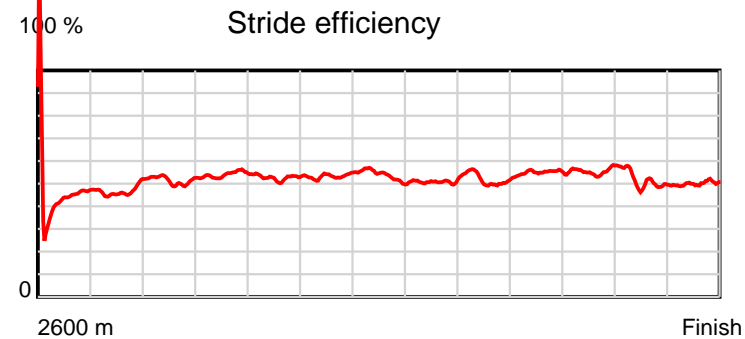
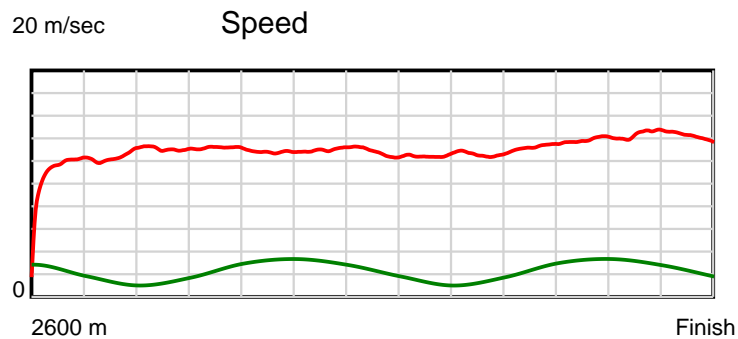
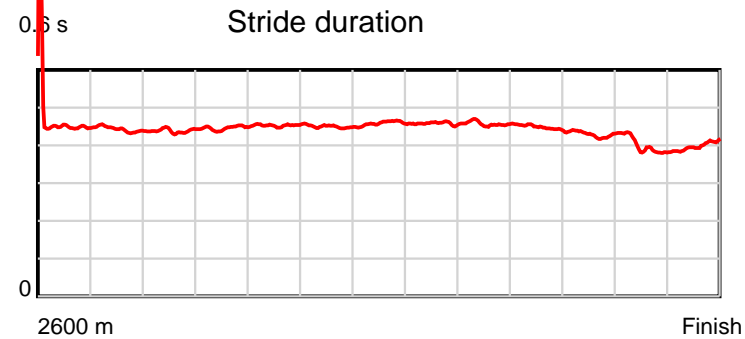
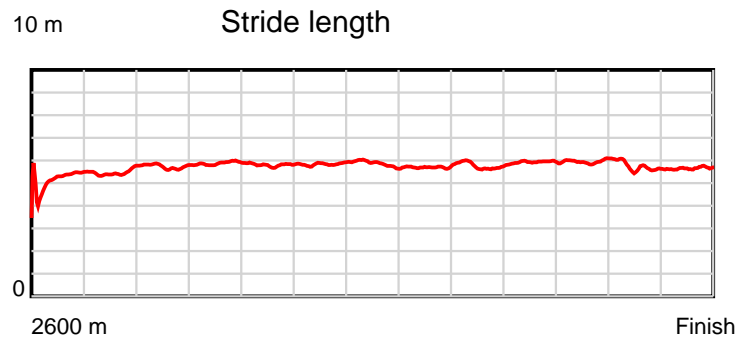
Disclaimer.

HRNZ and NZMTC and Thoroughbred Ratings Pty Ltd accepts no responsibility for the completeness or accuracy of any of the information contained herein, and makes no representations about its suitability for any particular purpose. Users should make their own judgements about those matters and/or seek independent advice. You assume all risks associated with use of the data provided on this page.

Race Results

July 17, 2020, Race 10, BLUE STAR TAXIS HANDICAP TROT, Distance 2600m, Addington - Survey 3200m

Result	TAB no.	Horse (Barrier)	2200m to	2000m to	1800m to	1600m to	1400m to	1200m to	1000m to	800m to	600m to	400m to	200m to	Total or	Margin
2nd	7	The Player (1)	2000m	1800m	1600m	1400m	1200m	1000m	800m	600m	400m	200m	WP	Average	
		Position in running (margin)	2(1.5)	2(0.6)	2(1.0)	2(2.0)	2(2.7)	2(0.3)	2(0.3)	2(0.3)	2(1.2)	2(2.2)	2(0.8)		0.70
		Sectional time (s)	15.38	15.13	15.79	15.33	15.69	16.03	16.07	15.21	14.72	13.94	14.24		
		Cumulative time (s)	167.53	152.15	137.02	121.23	105.90	90.21	74.18	58.11	42.90	28.18	14.24	3:21.26	
		Speed (m/s)	13.00	13.22	12.67	13.05	12.75	12.48	12.45	13.15	13.59	14.35	14.04	12.92	
		Stride length (m)	5.70	5.90	5.74	5.86	5.84	5.71	5.70	5.88	5.84	5.69	5.61	5.70	
		Stride duration (s)	0.438	0.446	0.453	0.449	0.459	0.458	0.458	0.447	0.430	0.397	0.400	0.441	
		Stride efficiency (%)	50.77	54.32	51.50	53.63	53.38	50.96	50.69	54.04	53.30	50.61	49.25	50.71	
		Stride count	35.09	33.92	34.84	34.14	34.22	35.02	35.12	34.01	34.25	35.14	35.63	456.42	



Note: Horizontal distance axis grid lines are 200m furlongs.

Disclaimer.

HRNZ and NZMTC and Thoroughbred Ratings Pty Ltd accepts no responsibility for the completeness or accuracy of any of the information contained herein, and makes no representations about its suitability for any particular purpose. Users should make their own judgements about those matters and/or seek independent advice. You assume all risks associated with use of the data provided on this page.



Race Results



July 17, 2020, Race 10, BLUE STAR TAXIS HANDICAP TROT, Distance 2600m, Addington - Survey 3200m

Result	TAB no.	Horse (Barrier)	2600 to	2400m to
3rd	2	Overzealous (6)	2400m	2200m
		Position in running (margin)	-	3(2.8)
		Sectional time (s)	18.06	16.33
		Cumulative time (s)	201.83	183.77
		Speed (m/s)	11.07	12.25
		Stride length (m)	5.32	5.75
		Stride duration (s)	0.466	0.470
		Stride efficiency (%)	44.24	51.71
		Stride count	37.59	34.77

Disclaimer.

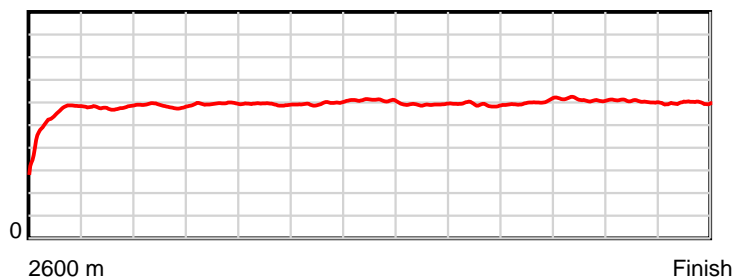
HRNZ and NZMTC and Thoroughbred Ratings Pty Ltd accepts no responsibility for the completeness or accuracy of any of the information contained herein, and makes no representations about its suitability for any particular purpose. Users should make their own judgements about those matters and/or seek independent advice. You assume all risks associated with use of the data provided on this page.

Race Results

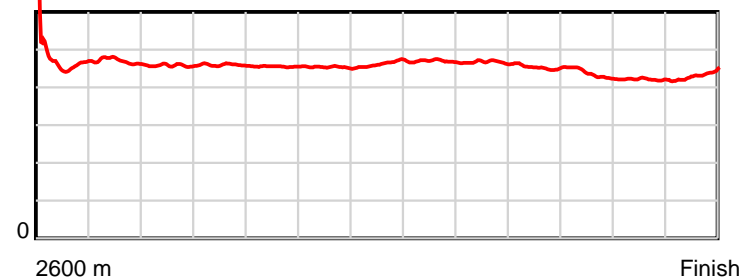
July 17, 2020, Race 10, BLUE STAR TAXIS HANDICAP TROT, Distance 2600m, Addington - Survey 3200m

Result	TAB no.	Horse (Barrier)	2200m to	2000m to	1800m to	1600m to	1400m to	1200m to	1000m to	800m to	600m to	400m to	200m to	Total or	Margin
3rd	2	Overzealous (6)	2000m	1800m	1600m	1400m	1200m	1000m	800m	600m	400m	200m	WP	Average	
		Position in running (margin)	3(5.1)	3(7.1)	3(9.5)	3(9.6)	3(9.4)	3(6.4)	3(3.7)	3(3.3)	3(3.3)	3(3.8)	3(2.9)		4.00
		Sectional time (s)	15.85	15.49	15.62	15.18	15.20	15.98	16.01	15.04	14.65	14.02	14.40		
		Cumulative time (s)	167.44	151.59	136.10	120.48	105.30	90.10	74.12	58.11	43.07	28.42	14.40	3:21.83	
		Speed (m/s)	12.62	12.91	12.80	13.18	13.16	12.52	12.49	13.30	13.65	14.27	13.89	12.88	
		Stride length (m)	5.78	5.93	5.83	5.97	6.09	5.88	5.83	6.03	5.95	6.00	6.01	5.87	
		Stride duration (s)	0.458	0.460	0.455	0.453	0.463	0.469	0.467	0.453	0.436	0.421	0.433	0.456	
		Stride efficiency (%)	52.16	55.04	53.06	55.78	57.90	53.96	53.15	56.80	55.30	56.32	56.47	53.82	
		Stride count	34.62	33.70	34.32	33.47	32.86	34.03	34.29	33.17	33.62	33.32	33.27	443.03	

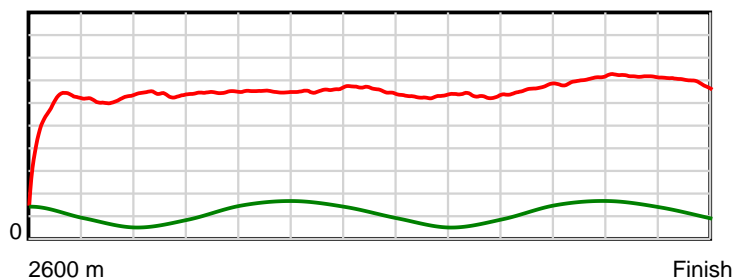
10 m Stride length



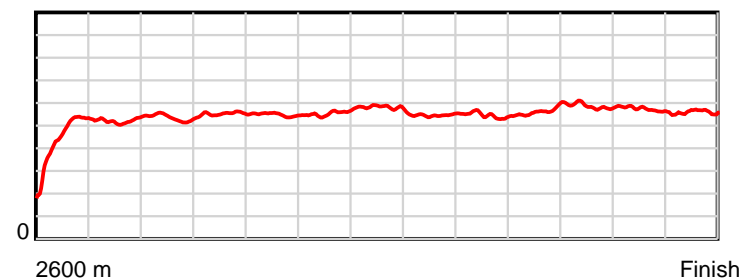
0.6 s Stride duration



20 m/sec Speed



100 % Stride efficiency



Note: Horizontal distance axis grid lines are 200m furlongs.

Disclaimer.

HRNZ and NZMTC and Thoroughbred Ratings Pty Ltd accepts no responsibility for the completeness or accuracy of any of the information contained herein, and makes no representations about its suitability for any particular purpose. Users should make their own judgements about those matters and/or seek independent advice. You assume all risks associated with use of the data provided on this page.



Race Results



July 17, 2020, Race 10, BLUE STAR TAXIS HANDICAP TROT, Distance 2600m, Addington - Survey 3200m

Result	TAB no.	Horse (Barrier)	2600 to	2400m to
4th	3	Monrika (7)	2400m	2200m
		Position in running (margin)	-	4(4.7)
		Sectional time (s)	18.39	16.43
		Cumulative time (s)	202.71	184.32
		Speed (m/s)	10.88	12.17
		Stride length (m)	5.39	6.17
		Stride duration (s)	0.481	0.507
		Stride efficiency (%)	45.43	59.44
		Stride count	37.09	32.43

Disclaimer.

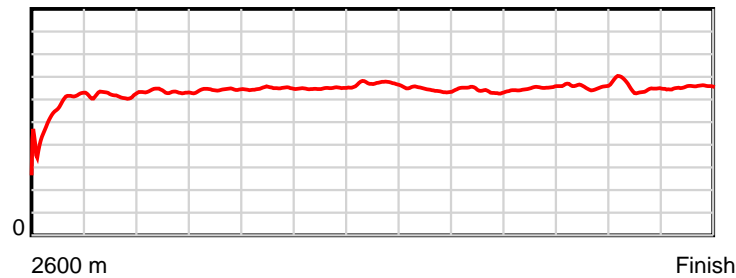
HRNZ and NZMTC and Thoroughbred Ratings Pty Ltd accepts no responsibility for the completeness or accuracy of any of the information contained herein, and makes no representations about its suitability for any particular purpose. Users should make their own judgements about those matters and/or seek independent advice. You assume all risks associated with use of the data provided on this page.

Race Results

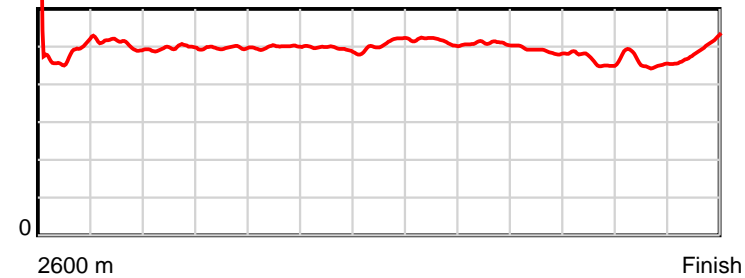
July 17, 2020, Race 10, BLUE STAR TAXIS HANDICAP TROT, Distance 2600m, Addington - Survey 3200m

Result	TAB no.	Horse (Barrier)	2200m to	2000m to	1800m to	1600m to	1400m to	1200m to	1000m to	800m to	600m to	400m to	200m to	Total or	Margin
4th	3	Monrika (7)	2000m	1800m	1600m	1400m	1200m	1000m	800m	600m	400m	200m	WP	Average	
		Position in running (margin)	4(7.6)	4(9.3)	4(11.8)	4(11.6)	4(11.2)	4(7.9)	4(5.8)	4(5.5)	5(5.6)	4(4.2)	4(3.7)		9.00
		Sectional time (s)	15.81	15.49	15.58	15.15	15.16	16.07	16.02	15.06	14.34	14.08	15.13		
		Cumulative time (s)	167.89	152.08	136.59	121.01	105.86	90.70	74.63	58.61	43.55	29.21	15.13	3:22.71	
		Speed (m/s)	12.65	12.91	12.84	13.20	13.19	12.45	12.48	13.28	13.95	14.20	13.22	12.83	
		Stride length (m)	6.28	6.41	6.41	6.53	6.69	6.40	6.35	6.49	6.49	6.54	6.54	6.34	
		Stride duration (s)	0.496	0.497	0.499	0.495	0.507	0.514	0.508	0.489	0.465	0.460	0.494	0.495	
		Stride efficiency (%)	61.59	64.28	64.15	66.62	70.04	64.02	62.93	65.88	65.85	66.85	66.75	62.89	
		Stride count	31.86	31.18	31.22	30.63	29.87	31.25	31.52	30.80	30.81	30.58	30.60	409.84	

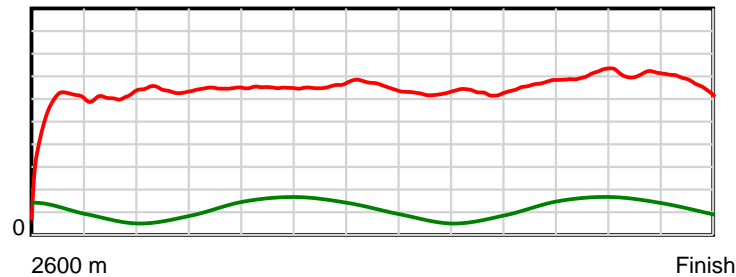
10 m Stride length



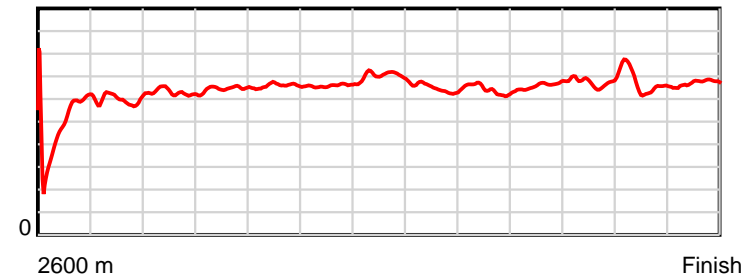
0.5 s Stride duration



20 m/sec Speed



100 % Stride efficiency



Note: Horizontal distance axis grid lines are 200m furlongs.

Disclaimer.

HRNZ and NZMTC and Thoroughbred Ratings Pty Ltd accepts no responsibility for the completeness or accuracy of any of the information contained herein, and makes no representations about its suitability for any particular purpose. Users should make their own judgements about those matters and/or seek independent advice. You assume all risks associated with use of the data provided on this page.



Race Results



July 17, 2020, Race 10, BLUE STAR TAXIS HANDICAP TROT, Distance 2600m, Addington - Survey 3200m

Result	TAB no.	Horse (Barrier)	2600 to	2400m to
5th	8	Majestic Chevr... (4)	2400m	2200m
		Position in running (margin)	-	5(9.5)
		Sectional time (s)	19.16	16.07
		Cumulative time (s)	203.31	184.15
		Speed (m/s)	10.44	12.45
		Stride length (m)	5.37	5.83
		Stride duration (s)	0.460	0.468
		Stride efficiency (%)	45.06	53.11
		Stride count	37.24	34.31

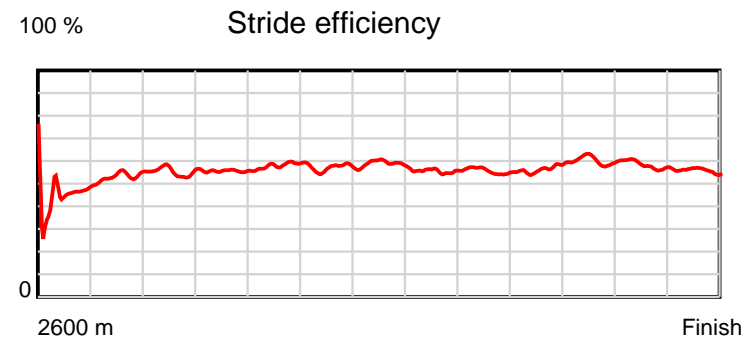
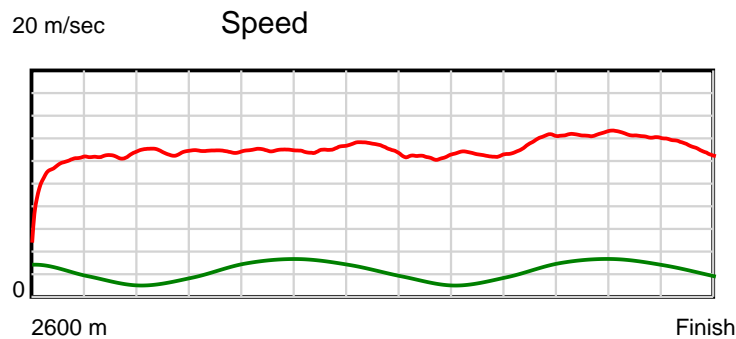
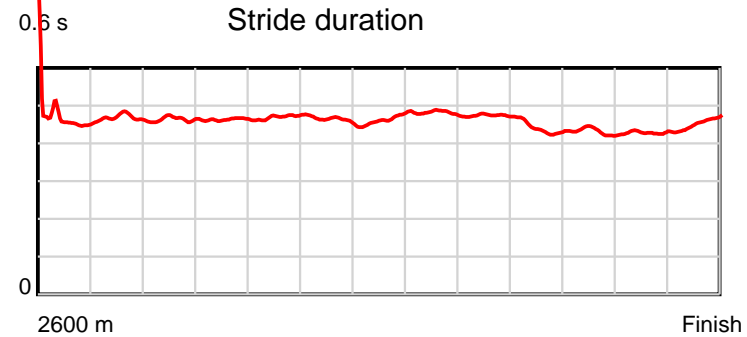
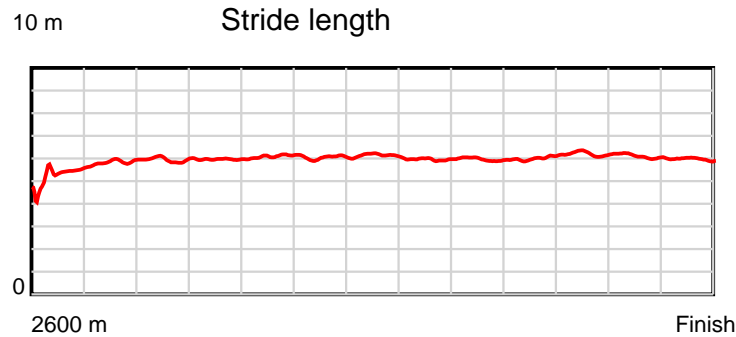
Disclaimer.

HRNZ and NZMTC and Thoroughbred Ratings Pty Ltd accepts no responsibility for the completeness or accuracy of any of the information contained herein, and makes no representations about its suitability for any particular purpose. Users should make their own judgements about those matters and/or seek independent advice. You assume all risks associated with use of the data provided on this page.

Race Results

July 17, 2020, Race 10, BLUE STAR TAXIS HANDICAP TROT, Distance 2600m, Addington - Survey 3200m

Result	TAB no.	Horse (Barrier)	2200m to	2000m to	1800m to	1600m to	1400m to	1200m to	1000m to	800m to	600m to	400m to	200m to	Total or	Margin
5th	8	Majestic Chevr... (4)	2000m	1800m	1600m	1400m	1200m	1000m	800m	600m	400m	200m	WP	Average	
		Position in running (margin)	5(10.3)	5(11.0)	5(13.6)	5(13.4)	5(13.9)	5(10.0)	5(7.8)	5(7.4)	4(5.3)	5(4.3)	5(5.6)		12.40
		Sectional time (s)	15.65	15.50	15.58	15.31	15.05	16.07	16.00	14.69	14.40	14.39	15.44		
		Cumulative time (s)	168.08	152.43	136.93	121.35	106.04	90.99	74.92	58.92	44.23	29.83	15.44	3:23.31	
		Speed (m/s)	12.78	12.90	12.84	13.06	13.29	12.45	12.50	13.61	13.89	13.90	12.95	12.79	
		Stride length (m)	5.92	5.98	6.03	6.07	6.14	5.99	5.92	5.99	5.99	5.96	5.90	5.92	
		Stride duration (s)	0.464	0.463	0.469	0.465	0.462	0.481	0.474	0.440	0.431	0.429	0.455	0.463	
		Stride efficiency (%)	54.84	55.84	56.74	57.60	58.85	56.13	54.84	56.16	56.03	55.45	54.38	54.85	
		Stride count	33.76	33.46	33.19	32.94	32.59	33.37	33.76	33.36	33.40	33.58	33.90	438.86	



Note: Horizontal distance axis grid lines are 200m furlongs.

Disclaimer.

HRNZ and NZMTC and Thoroughbred Ratings Pty Ltd accepts no responsibility for the completeness or accuracy of any of the information contained herein, and makes no representations about its suitability for any particular purpose. Users should make their own judgements about those matters and/or seek independent advice. You assume all risks associated with use of the data provided on this page.



Race Results



July 17, 2020, Race 10, BLUE STAR TAXIS HANDICAP TROT, Distance 2600m, Addington - Survey 3200m

Result	TAB no.	Horse (Barrier)	2600 to	2400m to
6th	5	Doff Your Cap (0)	2400m	2200m
		Position in running (margin)	-	6(9.9)
		Sectional time (s)	19.04	16.41
		Cumulative time (s)	203.47	184.43
		Speed (m/s)	10.50	12.19
		Stride length (m)	4.89	5.90
		Stride duration (s)	0.466	0.484
		Stride efficiency (%)	37.32	54.32
		Stride count	40.93	33.92

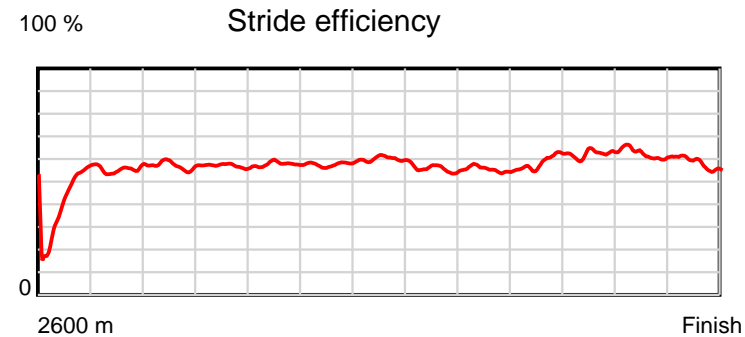
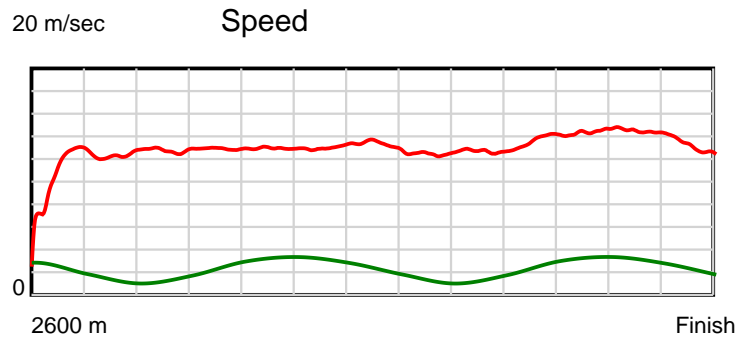
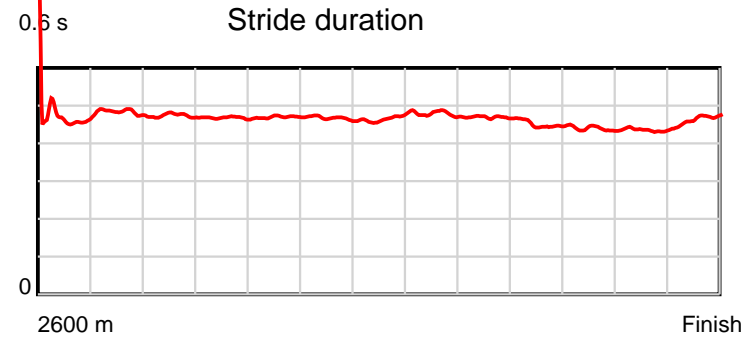
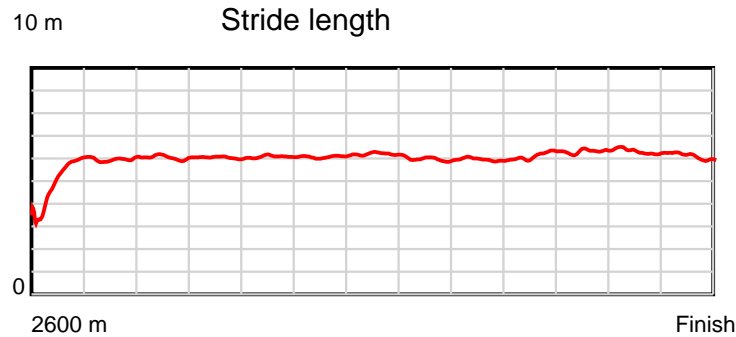
Disclaimer.

HRNZ and NZMTC and Thoroughbred Ratings Pty Ltd accepts no responsibility for the completeness or accuracy of any of the information contained herein, and makes no representations about its suitability for any particular purpose. Users should make their own judgements about those matters and/or seek independent advice. You assume all risks associated with use of the data provided on this page.

Race Results

July 17, 2020, Race 10, BLUE STAR TAXIS HANDICAP TROT, Distance 2600m, Addington - Survey 3200m

Result	TAB no.	Horse (Barrier)	2200m to	2000m to	1800m to	1600m to	1400m to	1200m to	1000m to	800m to	600m to	400m to	200m to	Total or	Margin
6th	5	Doff Your Cap (0)	2000m	1800m	1600m	1400m	1200m	1000m	800m	600m	400m	200m	WP	Average	
		Position in running (margin)	6(12.6)	6(13.7)	6(16.0)	6(15.7)	6(16.3)	6(12.4)	6(10.1)	6(9.5)	6(7.8)	6(6.8)	6(6.2)		13.30
		Sectional time (s)	15.70	15.45	15.56	15.32	15.05	16.06	15.95	14.77	14.40	14.08	15.68		
		Cumulative time (s)	168.02	152.32	136.87	121.31	105.99	90.94	74.88	58.93	44.16	29.76	15.68	3:23.47	
		Speed (m/s)	12.74	12.94	12.85	13.05	13.29	12.45	12.54	13.54	13.89	14.20	12.76	12.78	
		Stride length (m)	6.03	6.05	6.03	6.10	6.19	5.97	5.88	6.10	6.10	6.19	5.95	5.93	
		Stride duration (s)	0.473	0.468	0.469	0.467	0.465	0.479	0.469	0.450	0.439	0.436	0.466	0.464	
		Stride efficiency (%)	56.75	57.26	56.89	58.10	59.84	55.61	54.01	58.07	58.08	59.81	55.25	54.95	
		Stride count	33.19	33.04	33.15	32.80	32.32	33.52	34.02	32.81	32.80	32.33	33.63	438.46	



Note: Horizontal distance axis grid lines are 200m furlongs.

Disclaimer.

HRNZ and NZMTC and Thoroughbred Ratings Pty Ltd accepts no responsibility for the completeness or accuracy of any of the information contained herein, and makes no representations about its suitability for any particular purpose. Users should make their own judgements about those matters and/or seek independent advice. You assume all risks associated with use of the data provided on this page.



Race Results



July 17, 2020, Race 10, BLUE STAR TAXIS HANDICAP TROT, Distance 2600m, Addington - Survey 3200m

Result	TAB no.	Horse (Barrier)	2600 to	2400m to
7th	4	Midnight Assas... (8)	2400m	2200m
		Position in running (margin)	-	8(13.1)
		Sectional time (s)	19.75	17.05
		Cumulative time (s)	206.48	186.73
		Speed (m/s)	10.13	11.73
		Stride length (m)	4.52	5.32
		Stride duration (s)	0.446	0.454
		Stride efficiency (%)	31.92	44.31
		Stride count	44.25	37.56

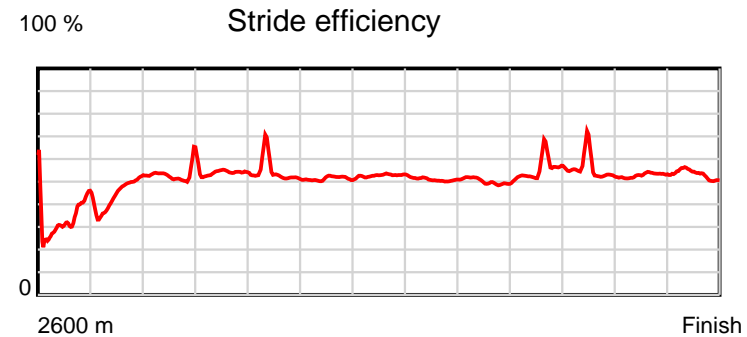
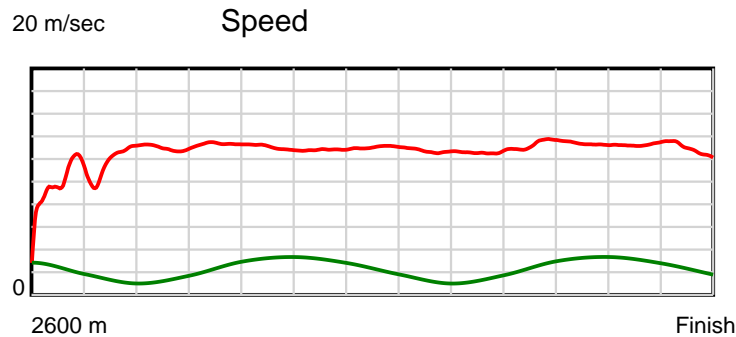
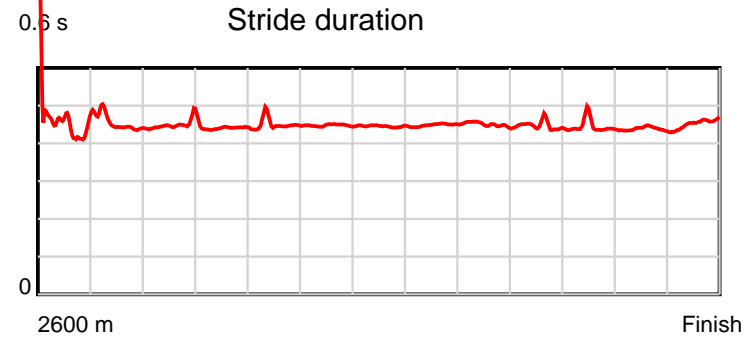
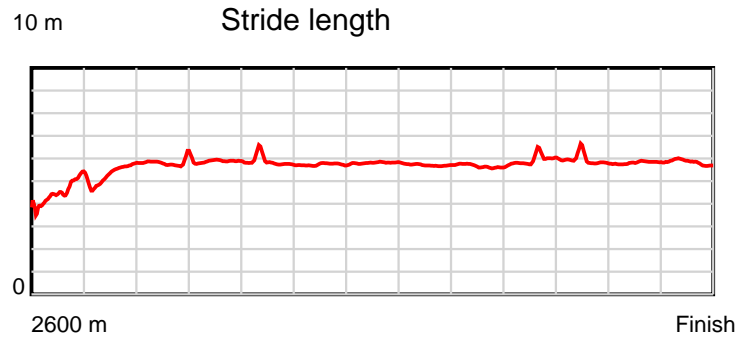
Disclaimer.

HRNZ and NZMTC and Thoroughbred Ratings Pty Ltd accepts no responsibility for the completeness or accuracy of any of the information contained herein, and makes no representations about its suitability for any particular purpose. Users should make their own judgements about those matters and/or seek independent advice. You assume all risks associated with use of the data provided on this page.

Race Results

July 17, 2020, Race 10, BLUE STAR TAXIS HANDICAP TROT, Distance 2600m, Addington - Survey 3200m

Result	TAB no.	Horse (Barrier)	2200m to	2000m to	1800m to	1600m to	1400m to	1200m to	1000m to	800m to	600m to	400m to	200m to	Total or	Margin
7th	4	Midnight Assas... (8)	2000m	1800m	1600m	1400m	1200m	1000m	800m	600m	400m	200m	WP	Average	
		Position in running (margin)	7(19.7)	7(19.7)	7(19.4)	7(18.5)	7(20.4)	7(18.4)	7(14.5)	7(14.2)	7(14.3)	7(17.9)	7(23.6)		30.60
		Sectional time (s)	15.52	15.02	15.47	15.54	15.37	15.76	16.02	15.07	15.16	15.11	15.64		
		Cumulative time (s)	169.68	154.16	139.14	123.67	108.13	92.76	77.00	60.98	45.91	30.75	15.64	3:26.48	
		Speed (m/s)	12.89	13.32	12.93	12.87	13.01	12.69	12.48	13.27	13.19	13.24	12.79	12.59	
		Stride length (m)	5.77	5.86	5.79	5.76	5.80	5.69	5.62	5.91	5.83	5.80	5.81	5.63	
		Stride duration (s)	0.448	0.440	0.448	0.447	0.446	0.448	0.450	0.445	0.442	0.438	0.454	0.447	
		Stride efficiency (%)	52.11	53.62	52.45	51.77	52.64	50.52	49.34	54.55	53.05	52.54	52.67	49.45	
		Stride count	34.64	34.14	34.52	34.75	34.46	35.18	35.59	33.85	34.32	34.49	34.45	462.20	



Note: Horizontal distance axis grid lines are 200m furlongs.

Disclaimer.

HRNZ and NZMTC and Thoroughbred Ratings Pty Ltd accepts no responsibility for the completeness or accuracy of any of the information contained herein, and makes no representations about its suitability for any particular purpose. Users should make their own judgements about those matters and/or seek independent advice. You assume all risks associated with use of the data provided on this page.



Race Results



July 17, 2020, Race 10, BLUE STAR TAXIS HANDICAP TROT, Distance 2600m, Addington - Survey 3200m

Result	TAB no.	Horse (Barrier)	2600 to	2400m to
8th	9	Madeleine Stow... (5)	2400m	2200m
		Position in running (margin)	-	7(10.9)
		Sectional time (s)	19.33	19.07
		Cumulative time (s)	209.34	190.01
		Speed (m/s)	10.35	10.49
		Stride length (m)	4.98	4.73
		Stride duration (s)	0.441	0.451
		Stride efficiency (%)	38.76	35.02
		Stride count	40.16	42.25

Disclaimer.

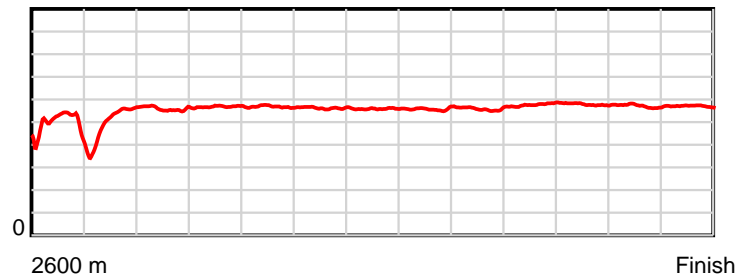
HRNZ and NZMTC and Thoroughbred Ratings Pty Ltd accepts no responsibility for the completeness or accuracy of any of the information contained herein, and makes no representations about its suitability for any particular purpose. Users should make their own judgements about those matters and/or seek independent advice. You assume all risks associated with use of the data provided on this page.

Race Results

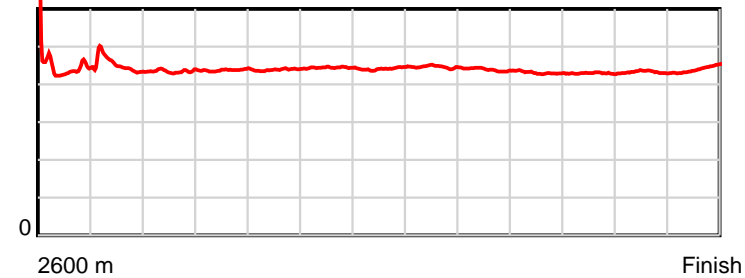
July 17, 2020, Race 10, BLUE STAR TAXIS HANDICAP TROT, Distance 2600m, Addington - Survey 3200m

Result	TAB no.	Horse (Barrier)	2200m to	2000m to	1800m to	1600m to	1400m to	1200m to	1000m to	800m to	600m to	400m to	200m to	Total or	Margin
8th	9	Madeleine Stow... (5)	2000m	1800m	1600m	1400m	1200m	1000m	800m	600m	400m	200m	WP	Average	
		Position in running (margin)	8(29.7)	8(30.8)	8(32.4)	8(32.4)	8(35.6)	8(36.4)	8(34.3)	8(32.8)	8(32.6)	8(34.5)	8(40.7)		46.90
		Sectional time (s)	15.72	15.34	15.60	15.75	15.84	16.08	15.83	15.01	14.87	15.21	15.69		
		Cumulative time (s)	170.94	155.22	139.88	124.28	108.53	92.69	76.61	60.78	45.77	30.90	15.69	3:29.34	
		Speed (m/s)	12.72	13.04	12.82	12.70	12.63	12.44	12.63	13.32	13.45	13.15	12.75	12.42	
		Stride length (m)	5.53	5.71	5.62	5.64	5.58	5.55	5.54	5.73	5.77	5.68	5.63	5.50	
		Stride duration (s)	0.435	0.438	0.438	0.444	0.442	0.446	0.439	0.430	0.429	0.432	0.442	0.443	
		Stride efficiency (%)	47.79	50.93	49.35	49.72	48.65	48.09	47.97	51.36	52.08	50.50	49.53	47.24	
		Stride count	36.17	35.03	35.59	35.46	35.85	36.05	36.10	34.89	34.64	35.18	35.52	472.89	

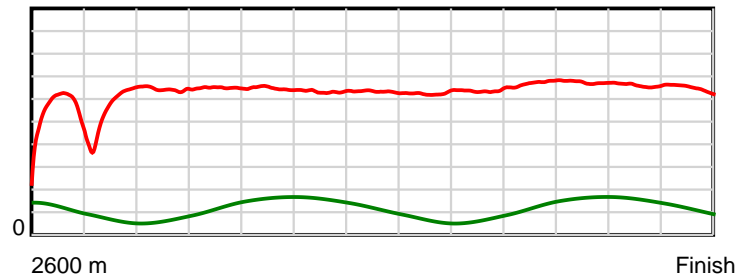
10 m Stride length



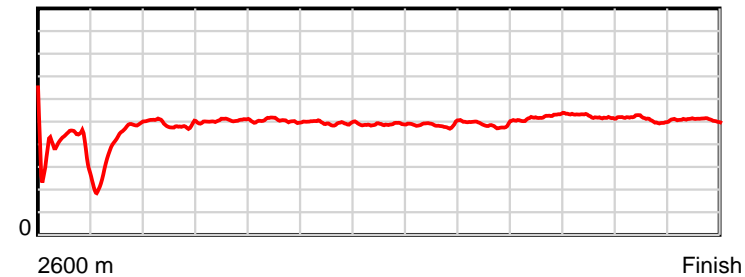
0.6 s Stride duration



20 m/sec Speed



100 % Stride efficiency



Note: Horizontal distance axis grid lines are 200m furlongs.

Disclaimer.

HRNZ and NZMTC and Thoroughbred Ratings Pty Ltd accepts no responsibility for the completeness or accuracy of any of the information contained herein, and makes no representations about its suitability for any particular purpose. Users should make their own judgements about those matters and/or seek independent advice. You assume all risks associated with use of the data provided on this page.



Race Results



July 17, 2020, Race 10, BLUE STAR TAXIS HANDICAP TROT, Distance 2600m, Addington - Survey 3200m

Result	TAB no.	Horse (Barrier)	2600 to	2400m to
9th	1	Baxter (3)	2400m	2200m
		Position in running (margin)	-	9(51.9)
		Sectional time (s)	26.29	15.49
		Cumulative time (s)	216.39	190.10
		Speed (m/s)	7.61	12.91
		Stride length (m)	3.95	5.73
		Stride duration (s)	0.494	0.444
		Stride efficiency (%)	24.43	51.33
		Stride count	50.58	34.90

Disclaimer.

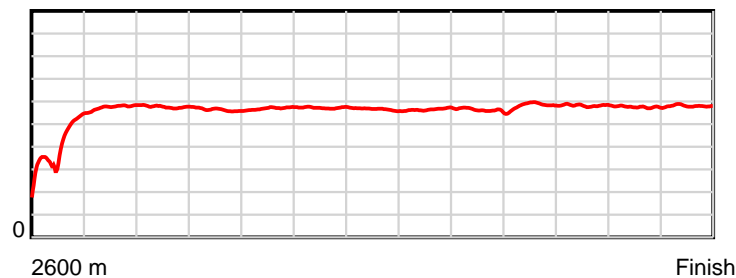
HRNZ and NZMTC and Thoroughbred Ratings Pty Ltd accepts no responsibility for the completeness or accuracy of any of the information contained herein, and makes no representations about its suitability for any particular purpose. Users should make their own judgements about those matters and/or seek independent advice. You assume all risks associated with use of the data provided on this page.

Race Results

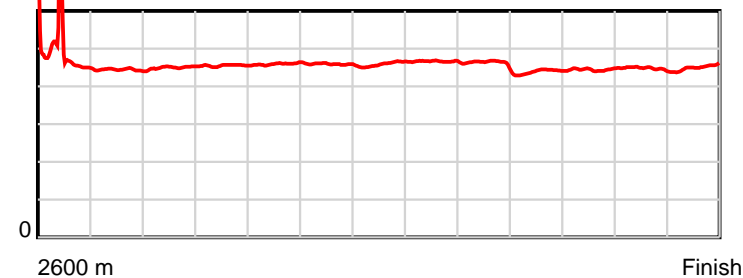
July 17, 2020, Race 10, BLUE STAR TAXIS HANDICAP TROT, Distance 2600m, Addington - Survey 3200m

Result	TAB no.	Horse (Barrier)	2200m to	2000m to	1800m to	1600m to	1400m to	1200m to	1000m to	800m to	600m to	400m to	200m to	Total or	Margin
9th	1	Baxter (3)	2000m	1800m	1600m	1400m	1200m	1000m	800m	600m	400m	200m	WP	Average	
		Position in running (margin)	9(49.2)	9(50.0)	9(56.6)	9(59.0)	9(63.7)	9(66.9)	9(67.6)	9(70.5)	9(71.0)	9(75.9)	9(83.3)		87.20
		Sectional time (s)	15.67	16.17	16.02	16.01	16.23	16.53	16.56	15.14	15.37	15.42	15.49		
		Cumulative time (s)	174.61	158.94	142.77	126.75	110.74	94.51	77.98	61.42	46.28	30.91	15.49	3:36.39	
		Speed (m/s)	12.76	12.37	12.48	12.49	12.32	12.10	12.08	13.21	13.01	12.97	12.91	12.02	
		Stride length (m)	5.75	5.63	5.74	5.73	5.65	5.64	5.58	5.80	5.78	5.81	5.82	5.53	
		Stride duration (s)	0.450	0.455	0.460	0.459	0.459	0.466	0.462	0.439	0.445	0.448	0.450	0.460	
		Stride efficiency (%)	51.58	49.53	51.46	51.35	49.95	49.71	48.69	52.53	52.28	52.67	52.87	47.79	
		Stride count	34.81	35.52	34.85	34.89	35.38	35.46	35.83	34.50	34.58	34.45	34.39	470.14	

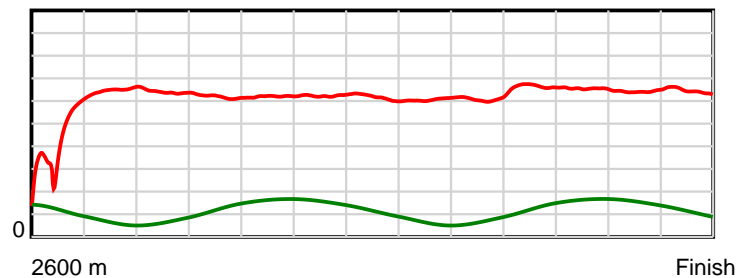
10 m Stride length



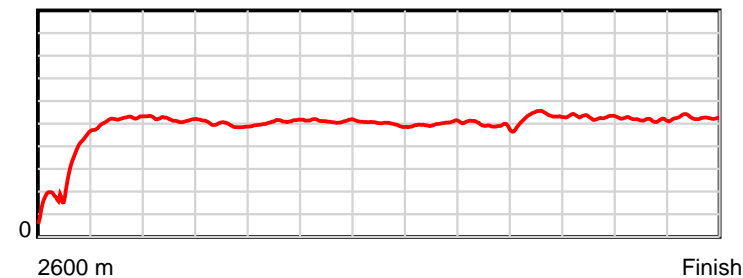
0.6 s Stride duration



20 m/sec Speed



100 % Stride efficiency



Note: Horizontal distance axis grid lines are 200m furlongs.

Disclaimer.

HRNZ and NZMTC and Thoroughbred Ratings Pty Ltd accepts no responsibility for the completeness or accuracy of any of the information contained herein, and makes no representations about its suitability for any particular purpose. Users should make their own judgements about those matters and/or seek independent advice. You assume all risks associated with use of the data provided on this page.