



## Race Results

NZ Metropolitan Trotting Club Inc, HRNZ, July 17, 2020

Compilation date: July 17, 2020, 7:56:02 PM (NZST)

Copyright © 2020 HRNZ and NZMTC. All rights reserved.

### Trademarks.

StrideMASTER is a registered trademark of Thoroughbred Ratings Pty Ltd.

### Disclaimer.

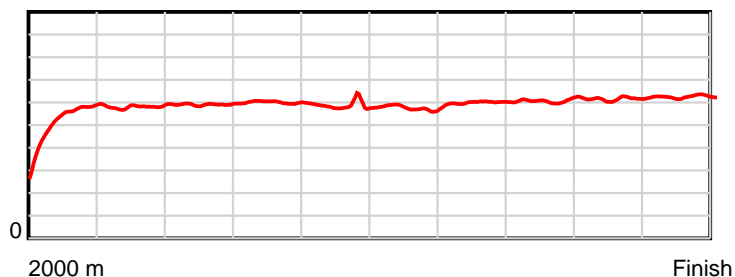
HRNZ and NZMTC and Thoroughbred Ratings Pty Ltd accepts no responsibility for the completeness or accuracy of any of the information contained herein, and makes no representations about its suitability for any particular purpose. Users should make their own judgements about those matters and/or seek independent advice. You assume all risks associated with use of the data provided on this page.

# Race Results

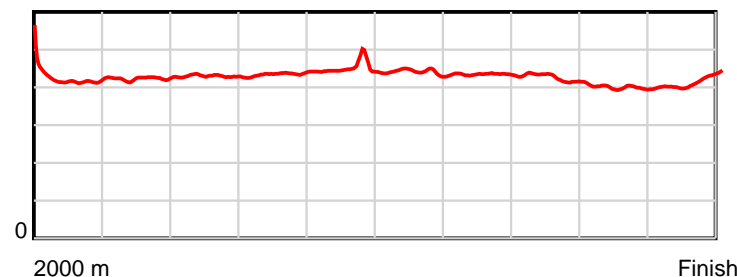
July 17, 2020, Race 5, DAKINS GROUP PACE, Distance 2000m, Addington - Survey 3200m

Result	TAB no.	Horse (Barrier)	2000 to	1800m to	1600m to	1400m to	1200m to	1000m to	800m to	600m to	400m to	200m to	Total or	Margin
1st	15	Italian Lad (0)	1800m	1600m	1400m	1200m	1000m	800m	600m	400m	200m	WP	Average	
		Position in running (margin)	-	7(10.1)	7(9.4)	7(7.9)	7(6.3)	6(6.6)	7(6.1)	6(5.4)	6(4.5)	2(0.4)		0.00
		Sectional time (s)	17.81	14.80	14.74	14.55	15.62	15.60	14.44	14.26	13.34	13.44		
		Cumulative time (s)	148.60	130.79	115.99	101.25	86.70	71.08	55.48	41.04	26.78	13.44	2:28.60	
		Speed (m/s)	11.23	13.51	13.57	13.75	12.80	12.82	13.85	14.03	14.99	14.88	13.46	
		Stride length (m)	5.19	5.72	5.83	5.98	5.74	5.65	6.01	5.95	5.99	6.22	5.82	
		Stride duration (s)	0.422	0.423	0.430	0.435	0.449	0.441	0.434	0.424	0.399	0.418	0.432	
		Stride efficiency (%)	42.10	51.16	53.06	55.90	51.57	49.93	56.43	55.39	55.98	60.46	52.86	
		Stride count	38.53	34.96	34.32	33.44	34.81	35.38	33.28	33.59	33.42	32.15	343.88	

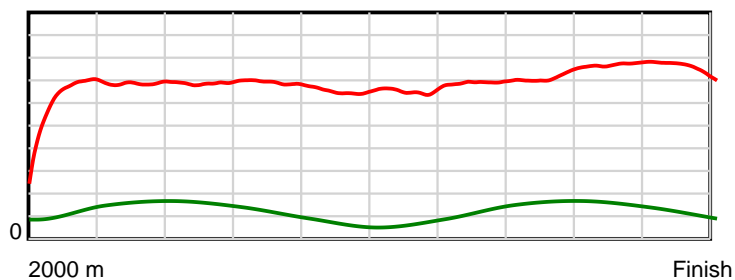
10 m Stride length



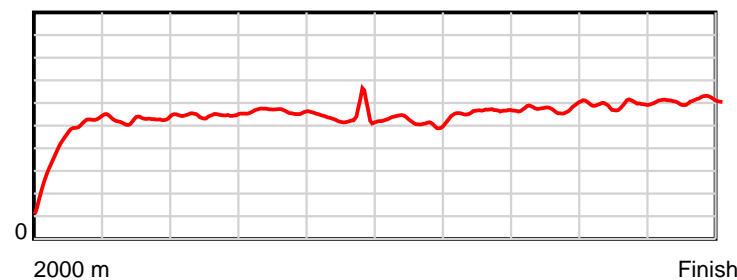
0.6 s Stride duration



20 m/sec Speed



100 % Stride efficiency



Note: Horizontal distance axis grid lines are 200m furlongs.

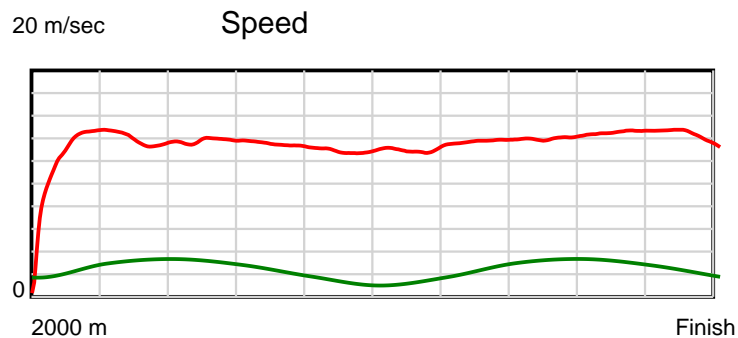
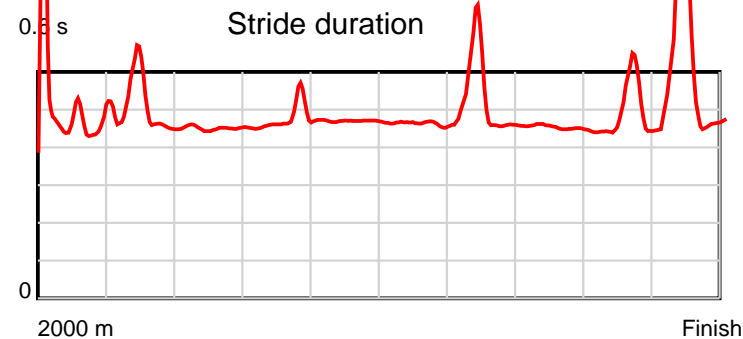
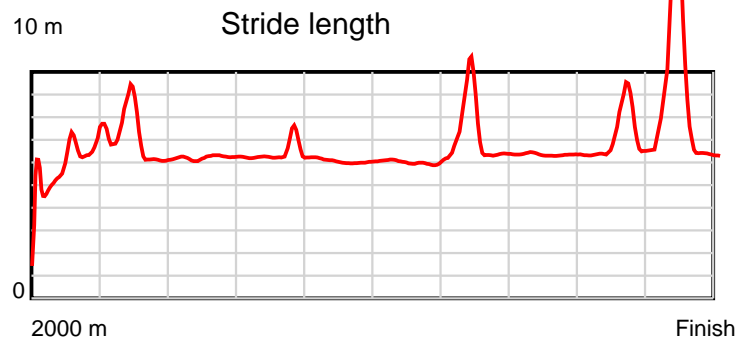
## Disclaimer.

HRNZ and NZMTC and Thoroughbred Ratings Pty Ltd accepts no responsibility for the completeness or accuracy of any of the information contained herein, and makes no representations about its suitability for any particular purpose. Users should make their own judgements about those matters and/or seek independent advice. You assume all risks associated with use of the data provided on this page.

# Race Results

July 17, 2020, Race 5, DAKINS GROUP PACE, Distance 2000m, Addington - Survey 3200m

Result	TAB no.	Horse (Barrier)	2000 to	1800m to	1600m to	1400m to	1200m to	1000m to	800m to	600m to	400m to	200m to	Total or	Margin
2nd	8	American Snipe... (8)	1800m	1600m	1400m	1200m	1000m	800m	600m	400m	200m	WP	Average	
		Position in running (margin)	-	3(5.1)	3(3.2)	3(1.8)	3(1.8)	3(2.6)	2(1.6)	2(1.0)	2(1.5)	1(0.0)		3.20
		Sectional time (s)	16.95	14.61	14.74	14.83	15.72	15.52	14.46	14.48	13.78	14.06		
		Cumulative time (s)	149.15	132.20	117.59	102.85	88.02	72.30	56.78	42.32	27.84	14.06	2:29.15	
		Speed (m/s)	11.80	13.69	13.57	13.49	12.72	12.89	13.83	13.81	14.51	14.22	13.41	
		Stride length (m)	5.90	6.48	6.12	6.40	5.97	5.97	6.91	6.24	6.71	8.08	6.43	
		Stride duration (s)	0.488	0.474	0.451	0.475	0.469	0.463	0.499	0.452	0.462	0.568	0.479	
		Stride efficiency (%)	54.43	65.67	58.44	64.05	55.73	55.61	74.58	60.91	70.26	101.98	64.51	
		Stride count	33.89	30.85	32.70	31.24	33.49	33.53	28.95	32.03	29.83	24.76	311.27	



Note: Horizontal distance axis grid lines are 200m furlongs.

#### Disclaimer.

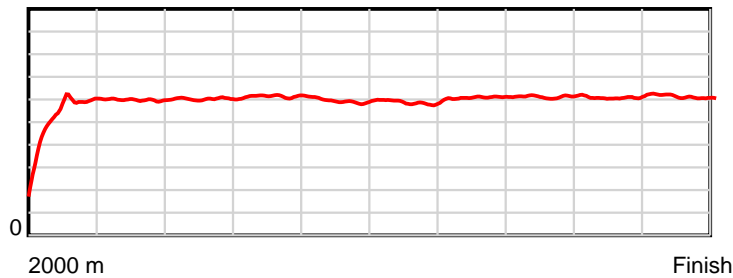
HRNZ and NZMTC and Thoroughbred Ratings Pty Ltd accepts no responsibility for the completeness or accuracy of any of the information contained herein, and makes no representations about its suitability for any particular purpose. Users should make their own judgements about those matters and/or seek independent advice. You assume all risks associated with use of the data provided on this page.

# Race Results

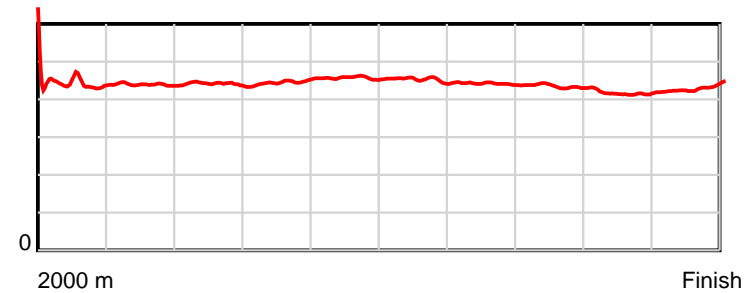
July 17, 2020, Race 5, DAKINS GROUP PACE, Distance 2000m, Addington - Survey 3200m

Result	TAB no.	Horse (Barrier)	2000 to	1800m to	1600m to	1400m to	1200m to	1000m to	800m to	600m to	400m to	200m to	Total or	Margin
3rd	7	<b>Blue Chip Deli... (7)</b>	<b>1800m</b>	<b>1600m</b>	<b>1400m</b>	<b>1200m</b>	<b>1000m</b>	<b>800m</b>	<b>600m</b>	<b>400m</b>	<b>200m</b>	<b>WP</b>	<b>Average</b>	
		Position in running (margin)	-	5(8.3)	5(7.6)	5(6.2)	5(4.0)	5(4.8)	5(4.2)	4(3.5)	4(3.5)	4(1.8)		5.40
		Sectional time (s)	17.50	14.80	14.76	14.46	15.70	15.59	14.45	14.40	13.74	14.14		
		Cumulative time (s)	149.54	132.04	117.24	102.48	88.02	72.32	56.73	42.28	27.88	14.14	2:29.54	
		Speed (m/s)	11.43	13.51	13.55	13.83	12.74	12.83	13.84	13.89	14.56	14.14	13.37	
		Stride length (m)	5.22	5.93	5.98	6.16	5.82	5.80	6.11	6.04	6.05	6.10	5.91	
		Stride duration (s)	0.438	0.439	0.441	0.445	0.457	0.452	0.442	0.435	0.416	0.431	0.442	
		Stride efficiency (%)	42.57	54.96	55.92	59.32	52.85	52.53	58.35	56.97	57.17	58.24	54.55	
		Stride count	38.32	33.72	33.43	32.46	34.39	34.50	32.73	33.12	33.07	32.76	338.50	

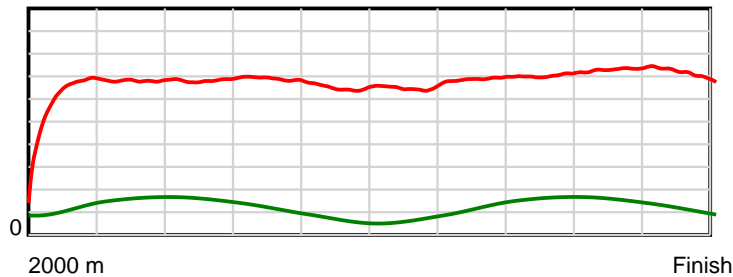
10 m Stride length



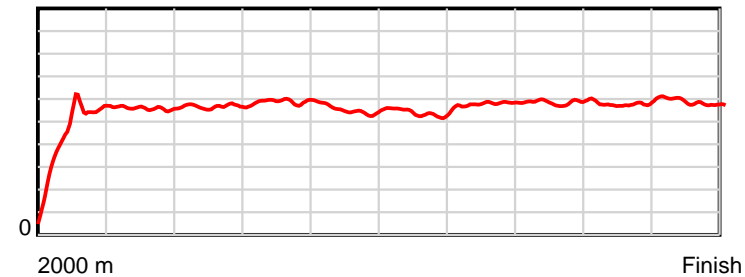
0.6 s Stride duration



20 m/sec Speed



100 % Stride efficiency



Note: Horizontal distance axis grid lines are 200m furlongs.

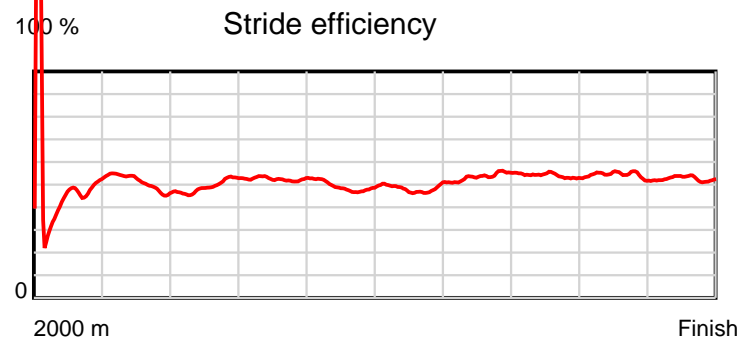
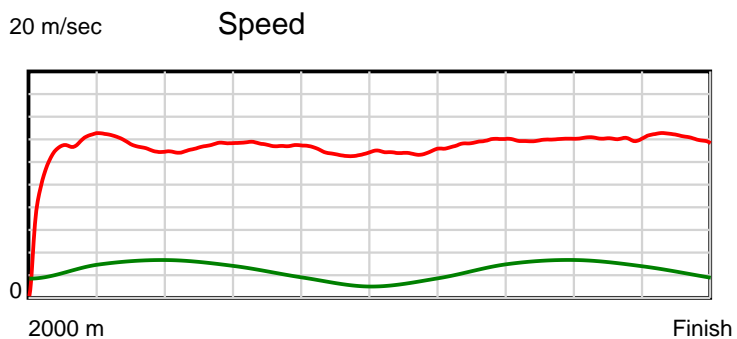
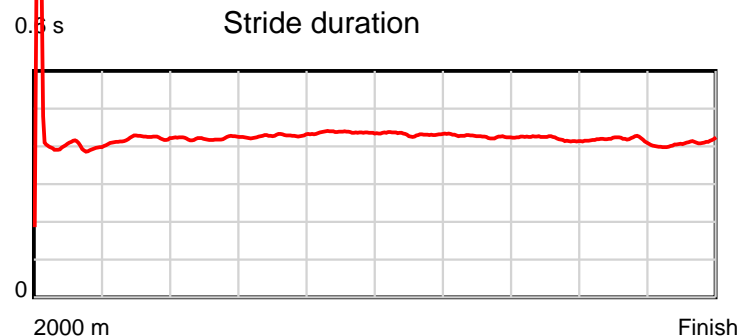
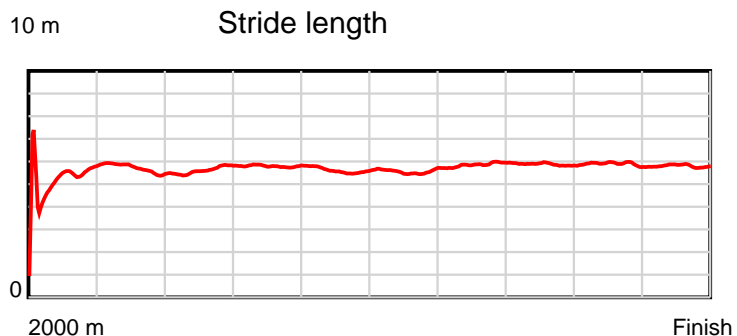
## Disclaimer.

HRNZ and NZMTC and Thoroughbred Ratings Pty Ltd accepts no responsibility for the completeness or accuracy of any of the information contained herein, and makes no representations about its suitability for any particular purpose. Users should make their own judgements about those matters and/or seek independent advice. You assume all risks associated with use of the data provided on this page.

# Race Results

July 17, 2020, Race 5, DAKINS GROUP PACE, Distance 2000m, Addington - Survey 3200m

Result	TAB no.	Horse (Barrier)	2000 to	1800m to	1600m to	1400m to	1200m to	1000m to	800m to	600m to	400m to	200m to	Total or	Margin
4th	12	<b>Pats Dragon (10)</b>	<b>1800m</b>	<b>1600m</b>	<b>1400m</b>	<b>1200m</b>	<b>1000m</b>	<b>800m</b>	<b>600m</b>	<b>400m</b>	<b>200m</b>	<b>WP</b>	<b>Average</b>	
		Position in running (margin)	-	2(2.4)	2(1.9)	2(1.7)	2(1.3)	2(2.2)	3(1.8)	3(1.8)	3(1.8)	5(3.0)		6.40
		Sectional time (s)	16.39	14.84	14.95	14.75	15.74	15.61	14.56	14.41	14.23	14.23		
		Cumulative time (s)	149.71	133.32	118.48	103.53	88.78	73.04	57.43	42.87	28.46	14.23	2:29.71	
		Speed (m/s)	12.21	13.48	13.38	13.56	12.71	12.81	13.74	13.88	14.05	14.05	13.36	
		Stride length (m)	5.21	5.67	5.63	5.80	5.55	5.54	5.85	5.84	5.88	5.75	5.66	
		Stride duration (s)	0.428	0.421	0.421	0.428	0.437	0.432	0.426	0.421	0.418	0.409	0.424	
		Stride efficiency (%)	42.34	50.32	49.59	52.54	48.10	47.94	53.48	53.27	53.94	51.71	50.14	
		Stride count	38.42	35.25	35.50	34.49	36.05	36.11	34.19	34.26	34.04	34.77	353.08	



Note: Horizontal distance axis grid lines are 200m furlongs.

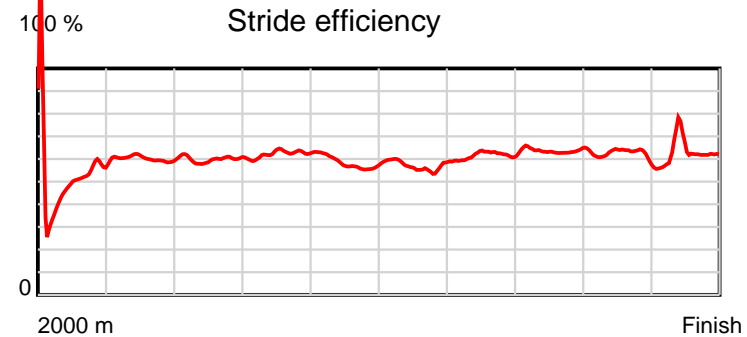
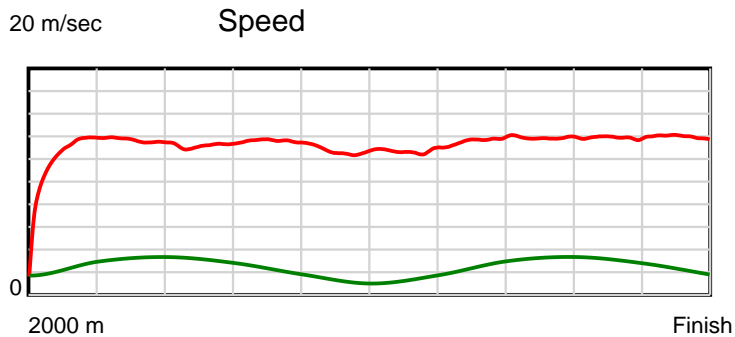
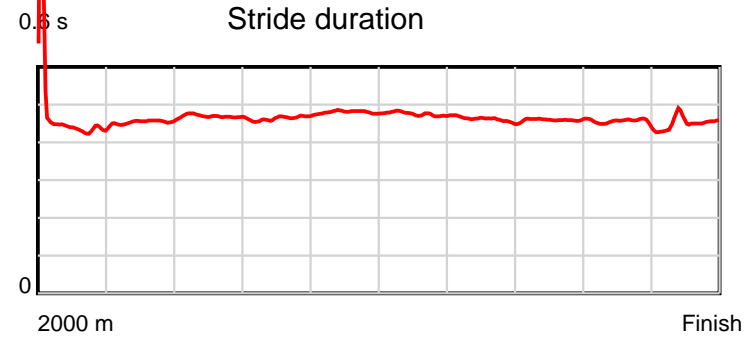
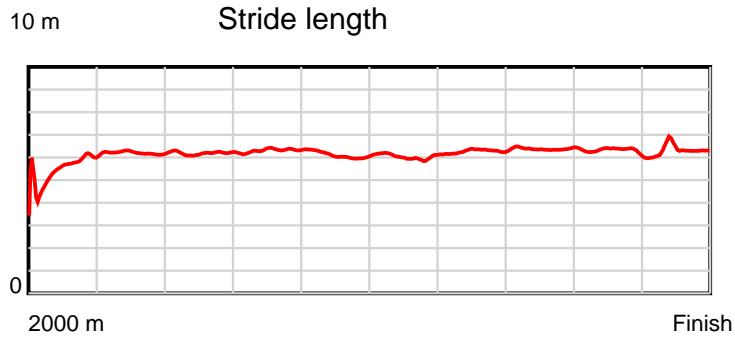
#### Disclaimer.

HRNZ and NZMTC and Thoroughbred Ratings Pty Ltd accepts no responsibility for the completeness or accuracy of any of the information contained herein, and makes no representations about its suitability for any particular purpose. Users should make their own judgements about those matters and/or seek independent advice. You assume all risks associated with use of the data provided on this page.

# Race Results

July 17, 2020, Race 5, DAKINS GROUP PACE, Distance 2000m, Addington - Survey 3200m

Result	TAB no.	Horse (Barrier)	2000 to 1800m	1800m to 1600m	1600m to 1400m	1400m to 1200m	1200m to 1000m	1000m to 800m	800m to 600m	600m to 400m	400m to 200m	200m to WP	Total or Average	Margin
5th	6	<b>Maggie (6)</b>												
		Position in running (margin)	-	4(7.0)	4(4.6)	4(4.6)	4(3.2)	4(4.3)	4(3.7)	5(3.8)	5(3.9)	6(5.2)		9.80
		Sectional time (s)	17.14	14.52	14.98	14.59	15.77	15.58	14.56	14.44	14.23	14.50		
		Cumulative time (s)	150.31	133.17	118.65	103.67	89.08	73.31	57.73	43.17	28.73	14.50	2:30.31	
		Speed (m/s)	11.67	13.77	13.35	13.71	12.68	12.84	13.74	13.85	14.05	13.79	13.31	
		Stride length (m)	5.43	6.26	6.27	6.36	6.09	6.10	6.32	6.38	6.36	6.23	6.17	
		Stride duration (s)	0.444	0.455	0.470	0.464	0.480	0.475	0.460	0.460	0.452	0.452	0.463	
		Stride efficiency (%)	46.15	61.21	61.42	63.22	58.00	58.08	62.48	63.56	63.21	60.62	59.44	
		Stride count	36.80	31.96	31.90	31.44	32.83	32.81	31.63	31.36	31.45	32.11	324.29	



Note: Horizontal distance axis grid lines are 200m furlongs.

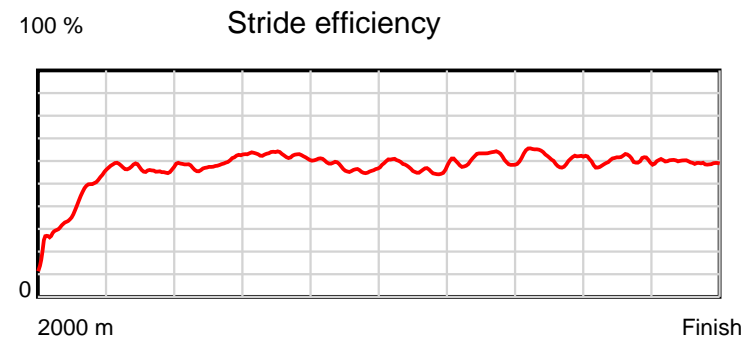
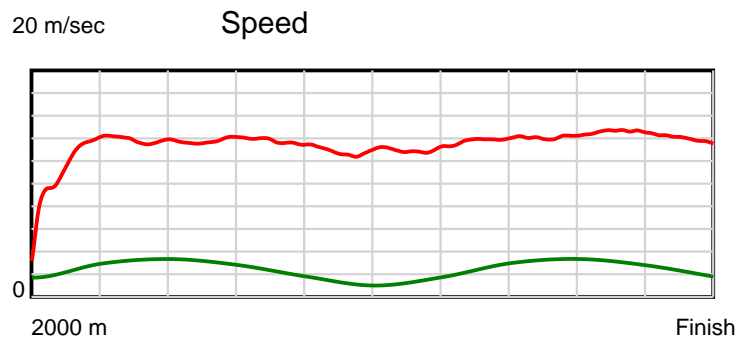
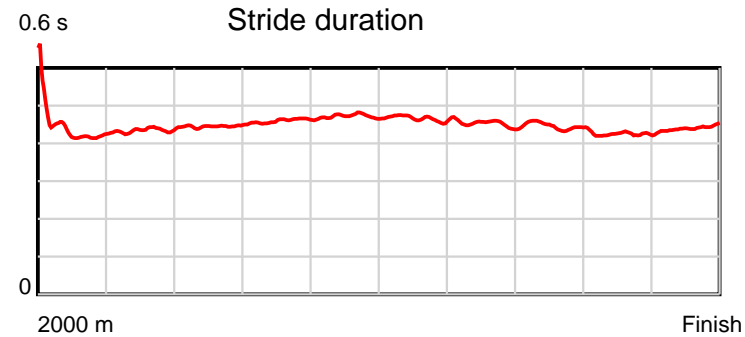
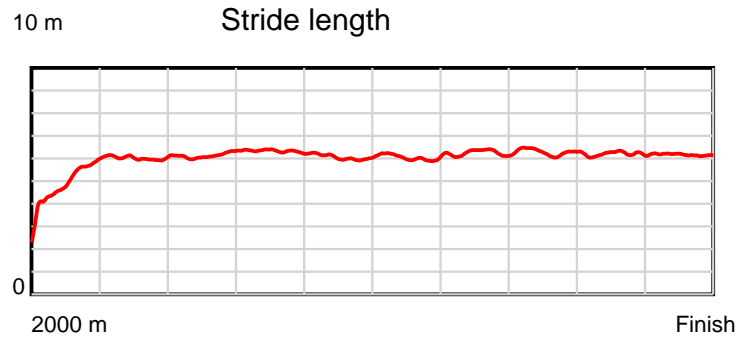
#### Disclaimer.

HRNZ and NZMTC and Thoroughbred Ratings Pty Ltd accepts no responsibility for the completeness or accuracy of any of the information contained herein, and makes no representations about its suitability for any particular purpose. Users should make their own judgements about those matters and/or seek independent advice. You assume all risks associated with use of the data provided on this page.

# Race Results

July 17, 2020, Race 5, DAKINS GROUP PACE, Distance 2000m, Addington - Survey 3200m

Result	TAB no.	Horse (Barrier)	2000 to	1800m to	1600m to	1400m to	1200m to	1000m to	800m to	600m to	400m to	200m to	Total or	Margin
6th	1	Sweeney Todd (1)	1800m	1600m	1400m	1200m	1000m	800m	600m	400m	200m	WP	Average	
		Position in running (margin)	-	8(11.8)	6(8.9)	6(7.3)	6(5.6)	7(6.7)	6(5.9)	7(5.9)	7(5.3)	7(5.3)		10.10
		Sectional time (s)	18.01	14.43	14.72	14.54	15.76	15.55	14.56	14.32	14.02	14.46		
		Cumulative time (s)	150.37	132.36	117.93	103.21	88.67	72.91	57.36	42.80	28.48	14.46	2:30.37	
		Speed (m/s)	11.11	13.86	13.59	13.76	12.69	12.86	13.74	13.97	14.27	13.83	13.30	
		Stride length (m)	4.98	6.03	6.04	6.32	5.98	6.01	6.20	6.23	6.04	6.11	5.97	
		Stride duration (s)	0.437	0.435	0.445	0.460	0.471	0.467	0.451	0.446	0.424	0.441	0.449	
		Stride efficiency (%)	38.78	56.76	57.01	62.51	55.89	56.39	60.05	60.60	57.03	58.25	55.68	
		Stride count	40.15	33.19	33.11	31.62	33.44	33.29	32.26	32.12	33.11	32.76	335.05	



Note: Horizontal distance axis grid lines are 200m furlongs.

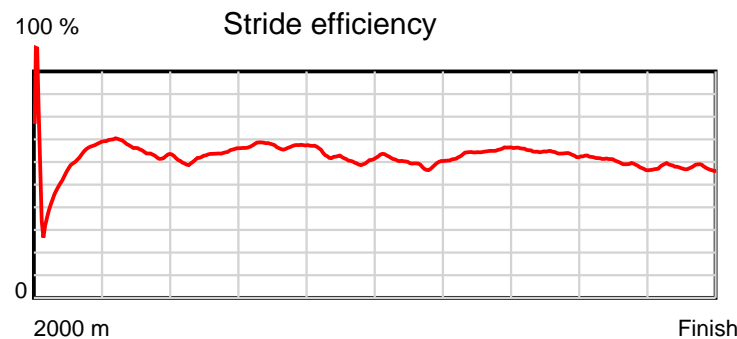
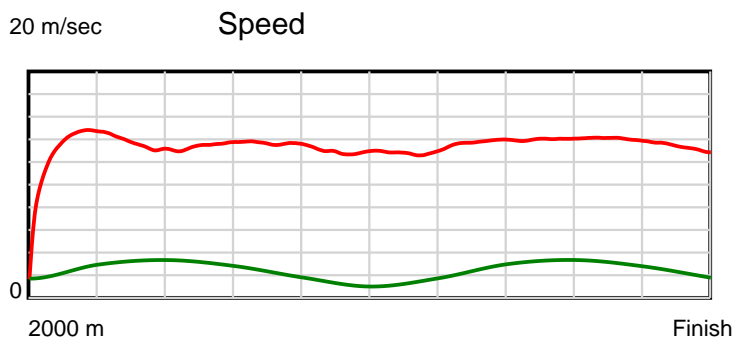
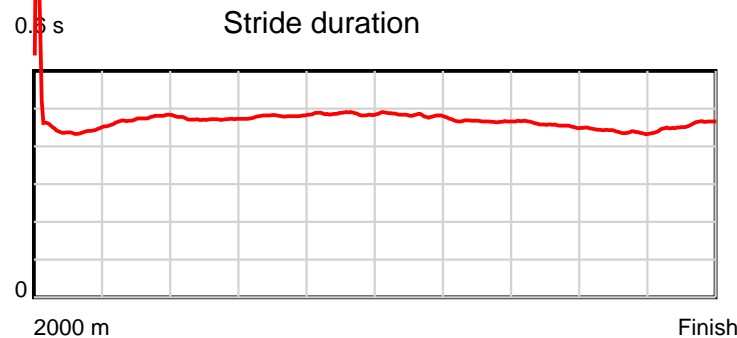
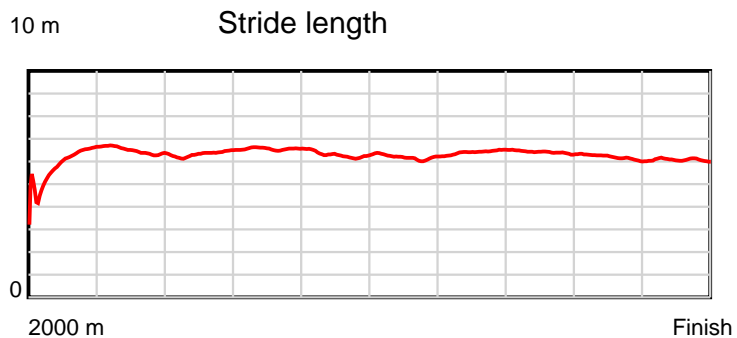
#### Disclaimer.

HRNZ and NZMTC and Thoroughbred Ratings Pty Ltd accepts no responsibility for the completeness or accuracy of any of the information contained herein, and makes no representations about its suitability for any particular purpose. Users should make their own judgements about those matters and/or seek independent advice. You assume all risks associated with use of the data provided on this page.

# Race Results

July 17, 2020, Race 5, DAKINS GROUP PACE, Distance 2000m, Addington - Survey 3200m

Result	TAB no.	Horse (Barrier)	2000 to 1800m	1800m to 1600m	1600m to 1400m	1400m to 1200m	1200m to 1000m	1000m to 800m	800m to 600m	600m to 400m	400m to 200m	200m to WP	Total or Average	Margin
7th	3	Chloe (3)												
		Position in running (margin)	-	1(0.0)	1(0.0)	1(0.0)	1(0.0)	1(0.0)	1(0.0)	1(0.0)	1(0.0)	3(1.7)		10.60
		Sectional time (s)	16.11	14.92	14.99	14.82	15.58	15.69	14.56	14.41	14.30	15.07		
		Cumulative time (s)	150.45	134.34	119.42	104.43	89.61	74.03	58.34	43.78	29.37	15.07	2:30.45	
		Speed (m/s)	12.42	13.40	13.34	13.50	12.84	12.75	13.74	13.88	13.99	13.27	13.29	
		Stride length (m)	5.74	6.35	6.30	6.48	6.24	6.15	6.41	6.34	6.14	6.06	6.21	
		Stride duration (s)	0.446	0.474	0.472	0.480	0.486	0.482	0.467	0.457	0.439	0.456	0.467	
		Stride efficiency (%)	51.44	63.00	62.01	65.55	60.93	59.12	64.25	62.86	58.94	57.33	60.35	
		Stride count	34.86	31.50	31.75	30.88	32.03	32.52	31.19	31.53	32.56	33.02	321.84	



Note: Horizontal distance axis grid lines are 200m furlongs.

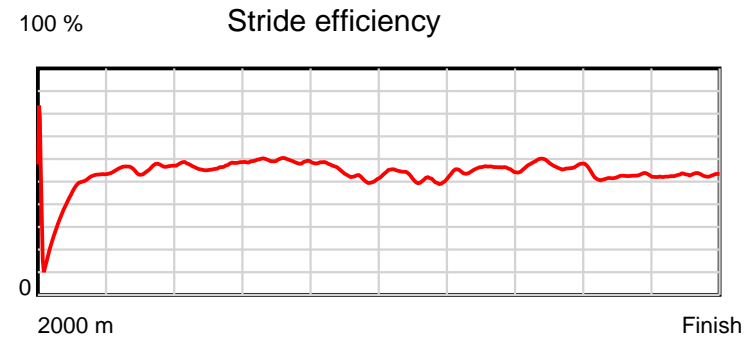
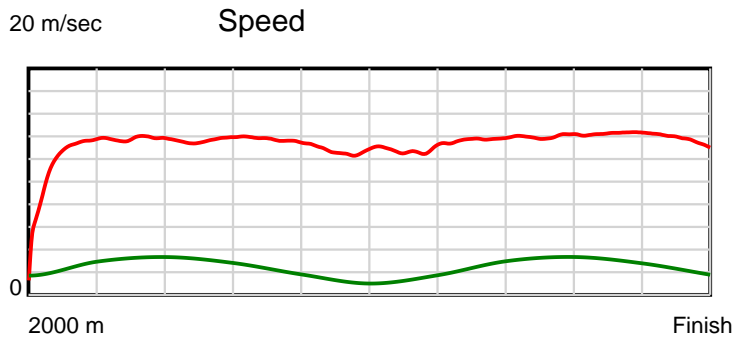
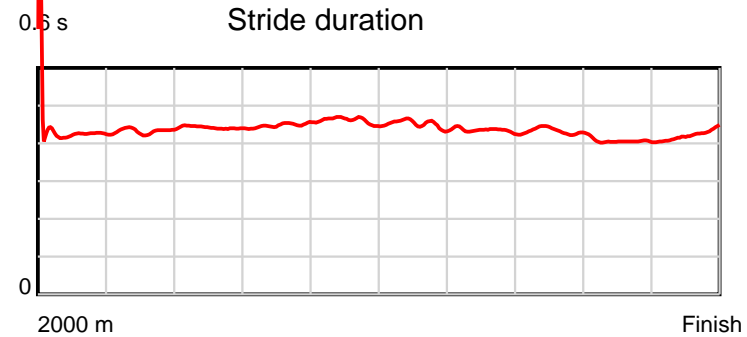
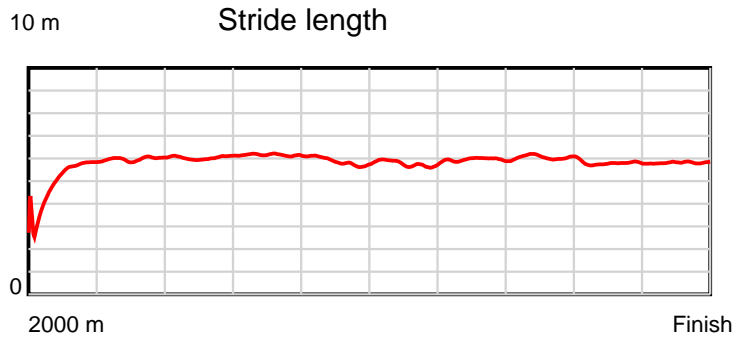
#### Disclaimer.

HRNZ and NZMTC and Thoroughbred Ratings Pty Ltd accepts no responsibility for the completeness or accuracy of any of the information contained herein, and makes no representations about its suitability for any particular purpose. Users should make their own judgements about those matters and/or seek independent advice. You assume all risks associated with use of the data provided on this page.

# Race Results

July 17, 2020, Race 5, DAKINS GROUP PACE, Distance 2000m, Addington - Survey 3200m

Result	TAB no.	Horse (Barrier)	2000 to 1800m	1800m to 1600m	1600m to 1400m	1400m to 1200m	1200m to 1000m	1000m to 800m	800m to 600m	600m to 400m	400m to 200m	200m to WP	Total or Average	Margin
8th	5	Art Courage (5)												
		Position in running (margin)	-	10(14.1)	8(11.4)	8(8.8)	8(7.2)	8(7.9)	9(7.8)	9(7.8)	9(7.3)	8(6.5)		12.70
		Sectional time (s)	18.52	14.48	14.55	14.54	15.70	15.66	14.56	14.33	13.88	14.60		
		Cumulative time (s)	150.82	132.30	117.82	103.27	88.73	73.03	57.37	42.81	28.48	14.60	2:30.82	
		Speed (m/s)	10.80	13.81	13.75	13.76	12.74	12.77	13.74	13.96	14.41	13.70	13.26	
		Stride length (m)	4.81	5.98	6.07	6.17	5.86	5.75	5.97	6.04	5.83	5.81	5.80	
		Stride duration (s)	0.421	0.433	0.442	0.448	0.460	0.451	0.434	0.433	0.405	0.424	0.438	
		Stride efficiency (%)	36.18	55.90	57.60	59.40	53.63	51.74	55.64	57.02	53.12	52.72	52.62	
		Stride count	41.57	33.44	32.94	32.44	34.14	34.76	33.52	33.11	34.30	34.43	344.65	



Note: Horizontal distance axis grid lines are 200m furlongs.

**Disclaimer.**

HRNZ and NZMTC and Thoroughbred Ratings Pty Ltd accepts no responsibility for the completeness or accuracy of any of the information contained herein, and makes no representations about its suitability for any particular purpose. Users should make their own judgements about those matters and/or seek independent advice. You assume all risks associated with use of the data provided on this page.

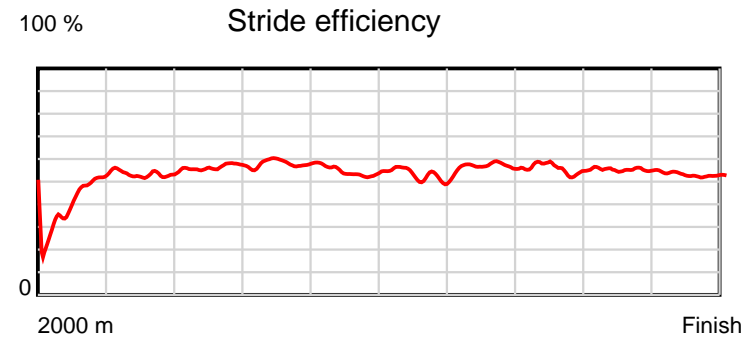
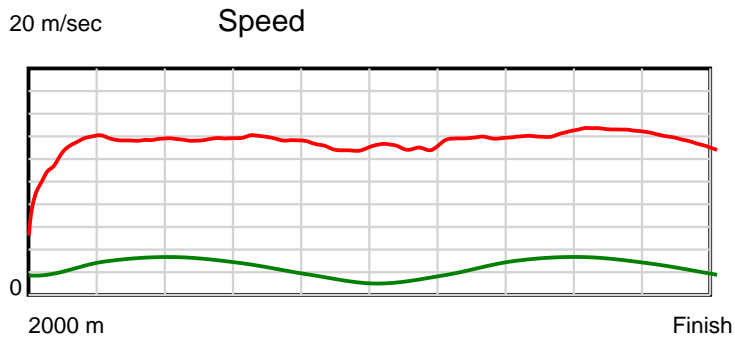
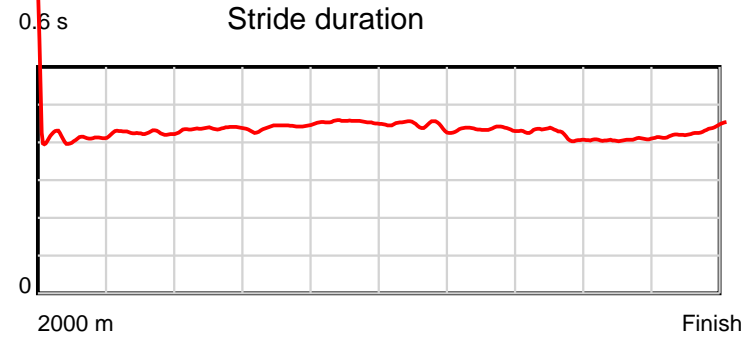
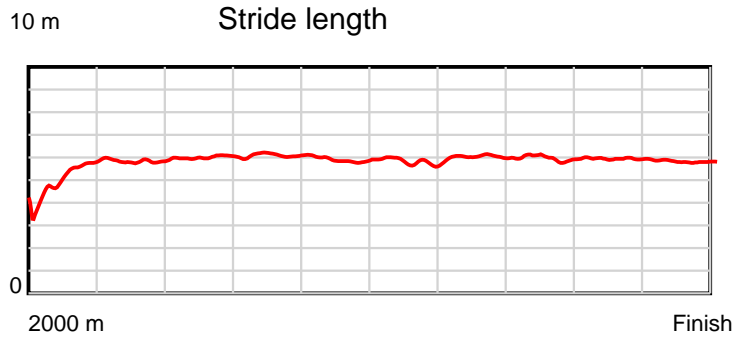


# Race Results



July 17, 2020, Race 5, DAKINS GROUP PACE, Distance 2000m, Addington - Survey 3200m

Result	TAB no.	Horse (Barrier)	2000 to	1800m to	1600m to	1400m to	1200m to	1000m to	800m to	600m to	400m to	200m to	Total or	Margin
9th	13	Katchalight (11)	1800m	1600m	1400m	1200m	1000m	800m	600m	400m	200m	WP	Average	
		Position in running (margin)	-	9(12.3)	9(11.5)	9(10.0)	9(8.0)	9(9.2)	8(7.7)	8(6.9)	8(6.7)	9(6.8)		14.40
		Sectional time (s)	18.21	14.77	14.74	14.49	15.77	15.45	14.42	14.38	14.03	14.86		
		Cumulative time (s)	151.12	132.91	118.14	103.40	88.91	73.14	57.69	43.27	28.89	14.86	2:31.12	
		Speed (m/s)	10.99	13.54	13.57	13.80	12.68	12.94	13.87	13.91	14.26	13.46	13.23	
		Stride length (m)	5.00	5.76	5.93	6.08	5.76	5.75	6.04	5.85	5.81	5.80	5.76	
		Stride duration (s)	0.410	0.426	0.437	0.441	0.454	0.444	0.436	0.420	0.408	0.431	0.435	
		Stride efficiency (%)	39.03	51.85	54.99	57.77	51.90	51.70	57.10	53.45	52.74	52.62	51.91	
		Stride count	40.02	34.72	33.71	32.89	34.71	34.77	33.09	34.20	34.43	34.46	347.00	



Note: Horizontal distance axis grid lines are 200m furlongs.

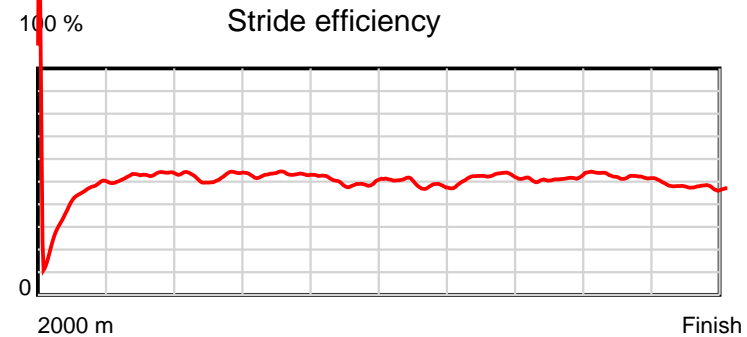
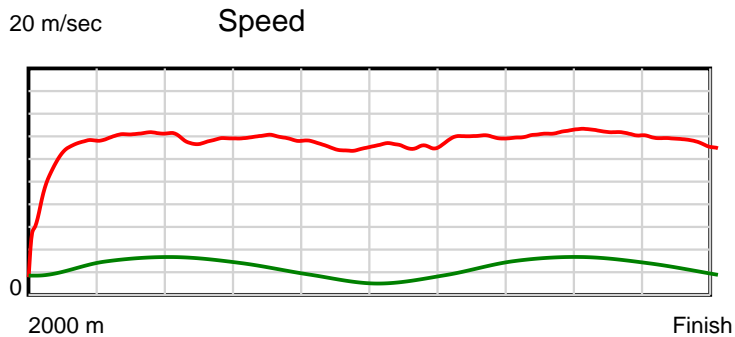
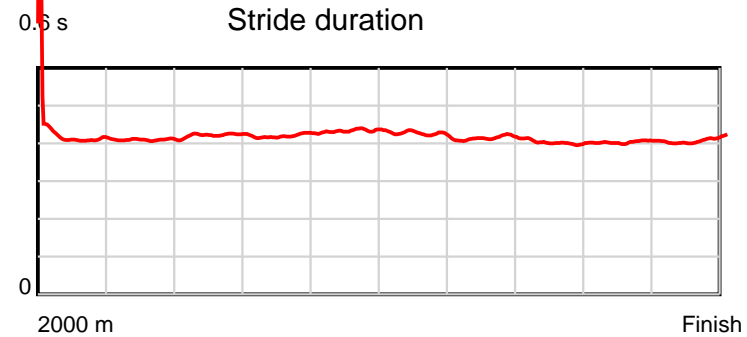
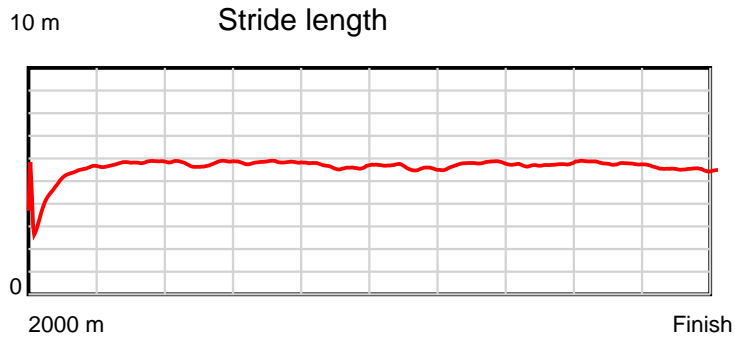
#### Disclaimer.

HRNZ and NZMTC and Thoroughbred Ratings Pty Ltd accepts no responsibility for the completeness or accuracy of any of the information contained herein, and makes no representations about its suitability for any particular purpose. Users should make their own judgements about those matters and/or seek independent advice. You assume all risks associated with use of the data provided on this page.

# Race Results

July 17, 2020, Race 5, DAKINS GROUP PACE, Distance 2000m, Addington - Survey 3200m

Result	TAB no.	Horse (Barrier)	2000 to	1800m to	1600m to	1400m to	1200m to	1000m to	800m to	600m to	400m to	200m to	Total or	Margin
10th	4	Joshua Dylan (4)	1800m	1600m	1400m	1200m	1000m	800m	600m	400m	200m	WP	Average	
		Position in running (margin)	-	12(18.9)	12(15.3)	12(14.2)	12(11.8)	12(12.8)	12(12.3)	12(11.3)	12(11.1)	12(12.8)		20.10
		Sectional time (s)	19.17	14.31	14.80	14.43	15.74	15.60	14.40	14.37	14.31	14.99		
		Cumulative time (s)	152.12	132.95	118.64	103.84	89.41	73.67	58.07	43.67	29.30	14.99	2:32.12	
		Speed (m/s)	10.44	13.98	13.51	13.86	12.71	12.82	13.89	13.92	13.98	13.34	13.15	
		Stride length (m)	4.69	5.72	5.70	5.82	5.51	5.44	5.76	5.60	5.64	5.45	5.51	
		Stride duration (s)	0.421	0.409	0.422	0.420	0.433	0.425	0.414	0.402	0.403	0.409	0.419	
		Stride efficiency (%)	34.43	51.10	50.86	52.93	47.43	46.33	51.76	48.93	49.68	46.45	47.52	
		Stride count	42.61	34.98	35.06	34.36	36.30	36.73	34.75	35.74	35.47	36.68	362.68	



Note: Horizontal distance axis grid lines are 200m furlongs.

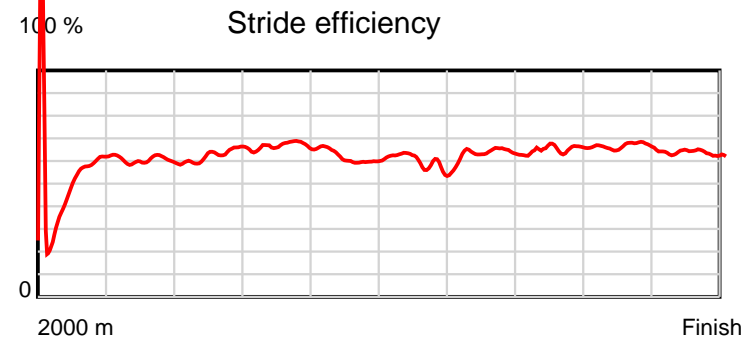
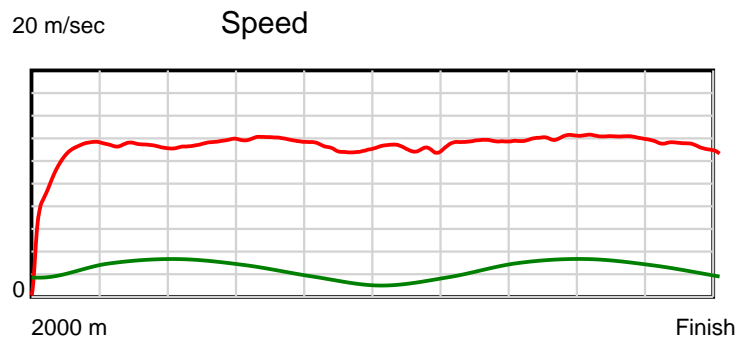
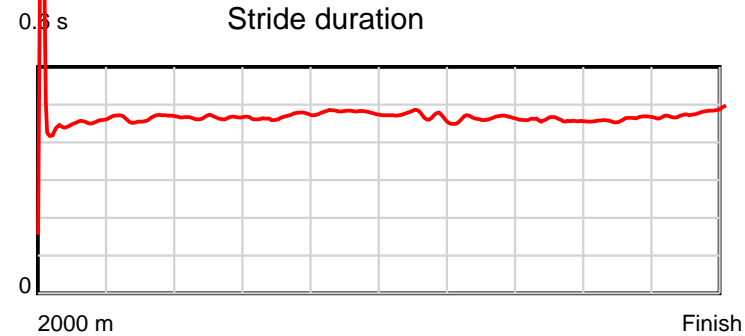
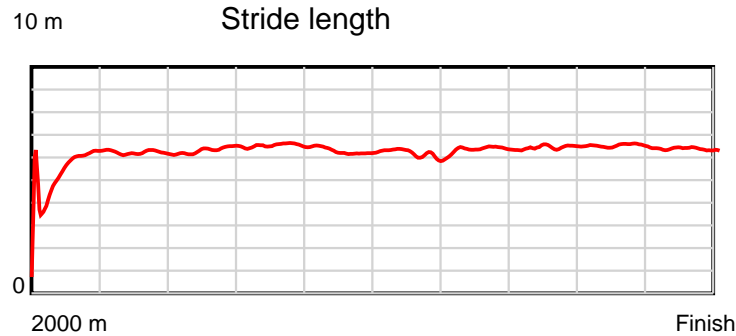
#### Disclaimer.

HRNZ and NZMTC and Thoroughbred Ratings Pty Ltd accepts no responsibility for the completeness or accuracy of any of the information contained herein, and makes no representations about its suitability for any particular purpose. Users should make their own judgements about those matters and/or seek independent advice. You assume all risks associated with use of the data provided on this page.

# Race Results

July 17, 2020, Race 5, DAKINS GROUP PACE, Distance 2000m, Addington - Survey 3200m

Result	TAB no.	Horse (Barrier)	2000 to	1800m to	1600m to	1400m to	1200m to	1000m to	800m to	600m to	400m to	200m to	Total or	Margin
11th	11	<b>Jonty James (9)</b>	<b>1800m</b>	<b>1600m</b>	<b>1400m</b>	<b>1200m</b>	<b>1000m</b>	<b>800m</b>	<b>600m</b>	<b>400m</b>	<b>200m</b>	<b>WP</b>	<b>Average</b>	
		Position in running (margin)	-	6(8.9)	10(12.0)	11(12.5)	11(9.8)	11(11.2)	11(10.4)	10(9.4)	11(10.0)	10(12.0)		20.30
		Sectional time (s)	17.53	15.43	15.07	14.37	15.82	15.54	14.39	14.52	14.36	15.13		
		Cumulative time (s)	152.16	134.63	119.20	104.13	89.76	73.94	58.40	44.01	29.49	15.13	2:32.16	
		Speed (m/s)	11.41	12.96	13.27	13.92	12.64	12.87	13.90	13.77	13.93	13.22	13.14	
		Stride length (m)	5.22	6.02	6.19	6.52	6.07	6.03	6.46	6.30	6.44	6.35	6.14	
		Stride duration (s)	0.459	0.464	0.466	0.468	0.480	0.469	0.465	0.457	0.462	0.480	0.467	
		Stride efficiency (%)	42.58	56.57	59.83	66.36	57.57	56.87	65.18	62.04	64.87	63.06	58.85	
		Stride count	38.32	33.24	32.32	30.69	32.95	33.15	30.97	31.74	31.04	31.48	325.90	



Note: Horizontal distance axis grid lines are 200m furlongs.

#### Disclaimer.

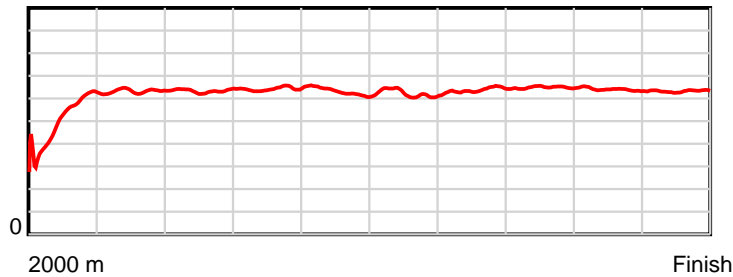
HRNZ and NZMTC and Thoroughbred Ratings Pty Ltd accepts no responsibility for the completeness or accuracy of any of the information contained herein, and makes no representations about its suitability for any particular purpose. Users should make their own judgements about those matters and/or seek independent advice. You assume all risks associated with use of the data provided on this page.

# Race Results

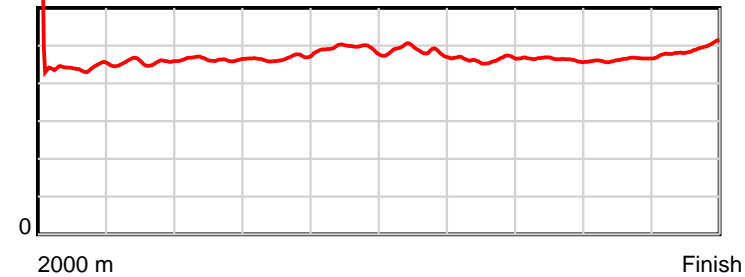
July 17, 2020, Race 5, DAKINS GROUP PACE, Distance 2000m, Addington - Survey 3200m

Result	TAB no.	Horse (Barrier)	2000 to 1800m	1800m to 1600m	1600m to 1400m	1400m to 1200m	1200m to 1000m	1000m to 800m	800m to 600m	600m to 400m	400m to 200m	200m to WP	Total or Average	Margin
12th	2	Cha Cha B (2)												
		Position in running (margin)	-	11(17.0)	11(13.8)	10(11.4)	10(9.6)	10(10.3)	10(9.9)	11(9.8)	10(9.8)	11(12.3)		23.90
		Sectional time (s)	18.87	14.39	14.59	14.51	15.71	15.61	14.54	14.41	14.44	15.71		
		Cumulative time (s)	152.78	133.91	119.52	104.93	90.42	74.71	59.10	44.56	30.15	15.71	2:32.78	
		Speed (m/s)	10.60	13.90	13.71	13.78	12.73	12.81	13.76	13.88	13.85	12.73	13.09	
		Stride length (m)	4.90	6.33	6.35	6.44	6.28	6.23	6.37	6.43	6.42	6.27	6.16	
		Stride duration (s)	0.441	0.455	0.464	0.467	0.493	0.486	0.463	0.464	0.463	0.492	0.471	
		Stride efficiency (%)	37.49	62.67	63.11	64.81	61.59	60.63	63.41	64.67	64.31	61.40	59.36	
		Stride count	40.83	31.58	31.47	31.06	31.86	32.11	31.40	31.09	31.18	31.91	324.49	

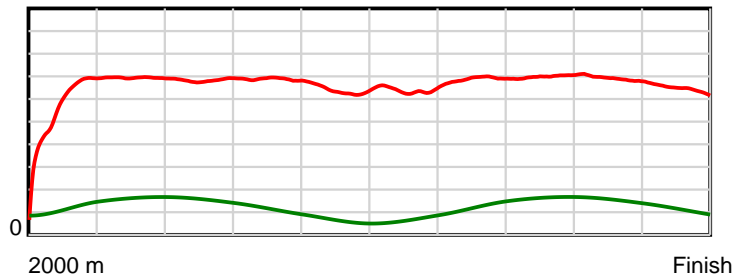
10 m Stride length



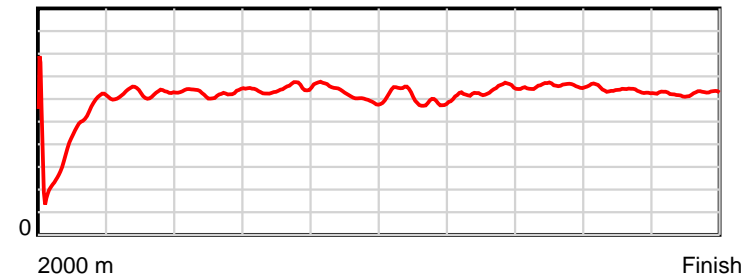
0.6 s Stride duration



20 m/sec Speed



100 % Stride efficiency



Note: Horizontal distance axis grid lines are 200m furlongs.

## Disclaimer.

HRNZ and NZMTC and Thoroughbred Ratings Pty Ltd accepts no responsibility for the completeness or accuracy of any of the information contained herein, and makes no representations about its suitability for any particular purpose. Users should make their own judgements about those matters and/or seek independent advice. You assume all risks associated with use of the data provided on this page.