



Race Results

NZ Metropolitan Trotting Club Inc, HRNZ, July 17, 2020

Compilation date: July 17, 2020, 8:23:32 PM (NZST)

Copyright © 2020 HRNZ and NZMTC. All rights reserved.

Trademarks.

StrideMASTER is a registered trademark of Thoroughbred Ratings Pty Ltd.

Disclaimer.

HRNZ and NZMTC and Thoroughbred Ratings Pty Ltd accepts no responsibility for the completeness or accuracy of any of the information contained herein, and makes no representations about its suitability for any particular purpose. Users should make their own judgements about those matters and/or seek independent advice. You assume all risks associated with use of the data provided on this page.



Race Results



July 17, 2020, Race 8, CLARKSON SIGNS HANDICAP PACE, Distance 2600m, Addington - Survey 3200m

Result	TAB no.	Horse (Barrier)	2600 to	2400m to
1st	10	Franco Niven (7)	2400m	2200m
		Position in running (margin)	-	7(7.3)
		Sectional time (s)	17.77	15.51
		Cumulative time (s)	197.31	179.54
		Speed (m/s)	11.26	12.89
		Stride length (m)	5.31	5.69
		Stride duration (s)	0.428	0.441
		Stride efficiency (%)	44.04	50.53
		Stride count	37.67	35.17

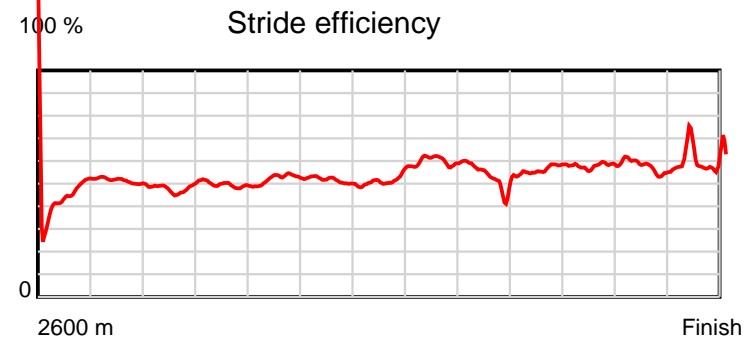
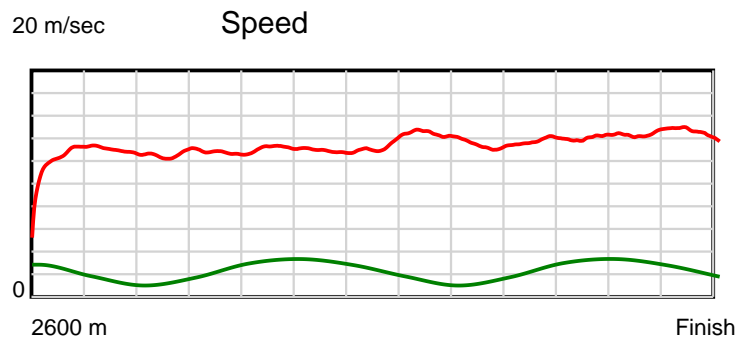
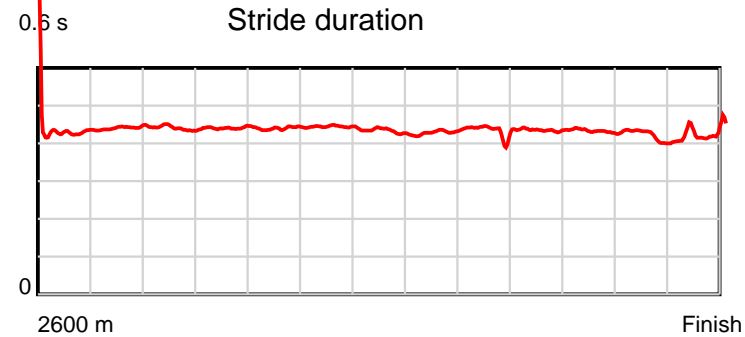
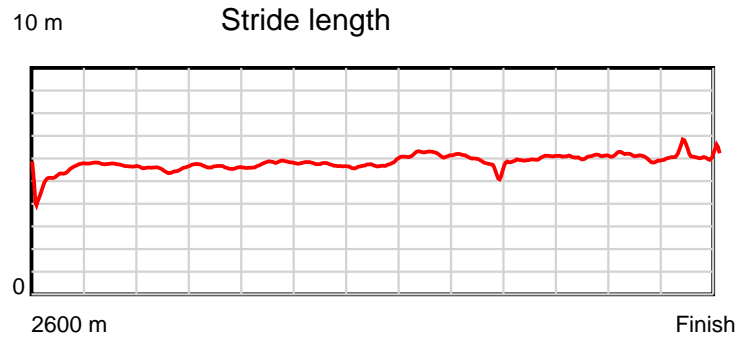
Disclaimer.

HRNZ and NZMTC and Thoroughbred Ratings Pty Ltd accepts no responsibility for the completeness or accuracy of any of the information contained herein, and makes no representations about its suitability for any particular purpose. Users should make their own judgements about those matters and/or seek independent advice. You assume all risks associated with use of the data provided on this page.

Race Results

July 17, 2020, Race 8, CLARKSON SIGNS HANDICAP PACE, Distance 2600m, Addington - Survey 3200m

Result	TAB no.	Horse (Barrier)	2200m to	2000m to	1800m to	1600m to	1400m to	1200m to	1000m to	800m to	600m to	400m to	200m to	Total or	Margin
1st	10	Franco Niven (7)	2000m	1800m	1600m	1400m	1200m	1000m	800m	600m	400m	200m	WP	Average	
		Position in running (margin)	7(11.5)	7(12.3)	6(9.2)	6(7.5)	5(4.7)	6(5.4)	5(5.2)	4(3.3)	4(2.3)	4(2.8)	4(1.5)		0.00
		Sectional time (s)	16.12	15.65	15.52	15.60	15.00	13.95	15.28	14.54	14.52	14.02	13.83		
		Cumulative time (s)	164.03	147.91	132.26	116.74	101.14	86.14	72.19	56.91	42.37	27.85	13.83	3:17.31	
		Speed (m/s)	12.41	12.78	12.89	12.82	13.33	14.34	13.09	13.76	13.77	14.27	14.46	13.18	
		Stride length (m)	5.46	5.63	5.67	5.70	5.77	6.16	5.67	5.99	5.96	5.97	6.12	5.77	
		Stride duration (s)	0.440	0.441	0.440	0.444	0.433	0.430	0.433	0.435	0.432	0.418	0.424	0.438	
		Stride efficiency (%)	46.63	49.61	50.26	50.73	51.98	59.26	50.19	56.05	55.43	55.67	58.62	51.96	
		Stride count	36.61	35.50	35.27	35.10	34.68	32.48	35.29	33.40	33.58	33.51	32.65	450.91	



Note: Horizontal distance axis grid lines are 200m furlongs.

Disclaimer.

HRNZ and NZMTC and Thoroughbred Ratings Pty Ltd accepts no responsibility for the completeness or accuracy of any of the information contained herein, and makes no representations about its suitability for any particular purpose. Users should make their own judgements about those matters and/or seek independent advice. You assume all risks associated with use of the data provided on this page.



Race Results



July 17, 2020, Race 8, CLARKSON SIGNS HANDICAP PACE, Distance 2600m, Addington - Survey 3200m

Result	TAB no.	Horse (Barrier)	2600 to	2400m to
2nd	8	Burnham Boy (3)	2400m	2200m
		Position in running (margin)	-	8(9.1)
		Sectional time (s)	18.18	15.68
		Cumulative time (s)	197.33	179.15
		Speed (m/s)	11.00	12.76
		Stride length (m)	5.58	5.87
		Stride duration (s)	0.448	0.460
		Stride efficiency (%)	48.57	53.88
		Stride count	35.87	34.06

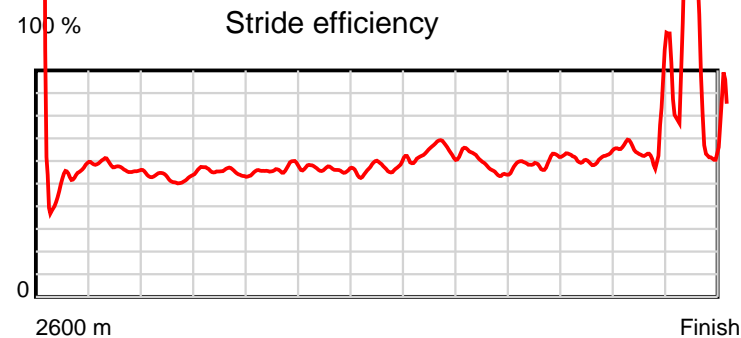
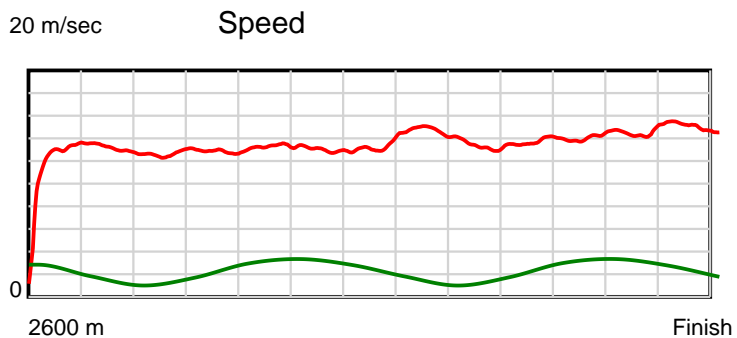
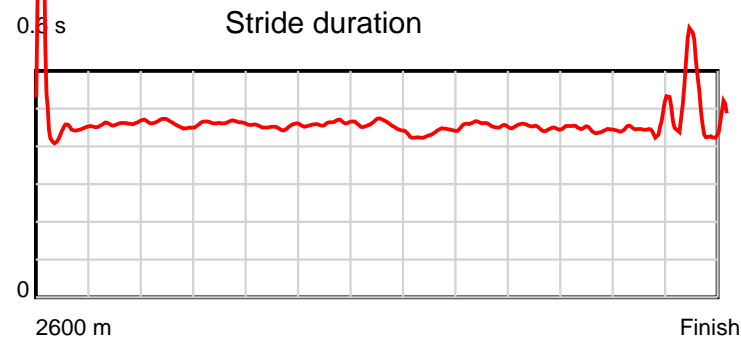
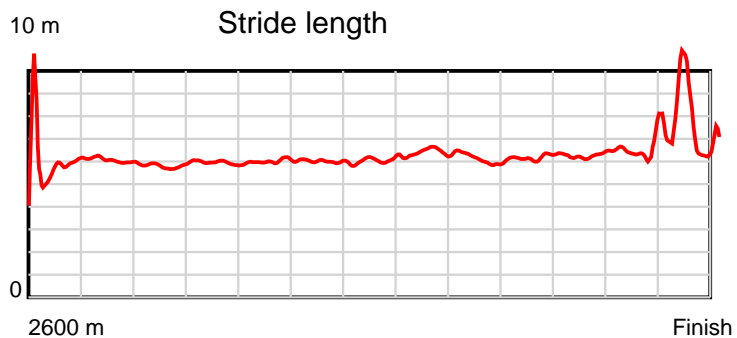
Disclaimer.

HRNZ and NZMTC and Thoroughbred Ratings Pty Ltd accepts no responsibility for the completeness or accuracy of any of the information contained herein, and makes no representations about its suitability for any particular purpose. Users should make their own judgements about those matters and/or seek independent advice. You assume all risks associated with use of the data provided on this page.

Race Results

July 17, 2020, Race 8, CLARKSON SIGNS HANDICAP PACE, Distance 2600m, Addington - Survey 3200m

Result	TAB no.	Horse (Barrier)	2200m to	2000m to	1800m to	1600m to	1400m to	1200m to	1000m to	800m to	600m to	400m to	200m to	Total or	Margin
2nd	8	Burnham Boy (3)	2000m	1800m	1600m	1400m	1200m	1000m	800m	600m	400m	200m	WP	Average	
		Position in running (margin)	8(14.2)	9(14.9)	8(11.2)	8(9.7)	8(7.7)	8(8.4)	7(7.9)	6(5.2)	6(3.9)	6(4.3)	6(2.8)		0.00
		Sectional time (s)	16.11	15.52	15.56	15.74	14.99	13.91	15.15	14.47	14.52	13.98	13.52		
		Cumulative time (s)	163.47	147.36	131.84	116.28	100.54	85.55	71.64	56.49	42.02	27.50	13.52	3:17.33	
		Speed (m/s)	12.41	12.89	12.85	12.71	13.34	14.38	13.20	13.82	13.77	14.31	14.79	13.18	
		Stride length (m)	5.70	5.96	5.82	5.87	6.05	6.30	6.03	6.22	6.12	6.33	6.90	6.04	
		Stride duration (s)	0.459	0.463	0.453	0.462	0.453	0.438	0.457	0.450	0.444	0.442	0.467	0.458	
		Stride efficiency (%)	50.81	55.58	52.91	53.81	57.17	61.93	56.80	60.51	58.50	62.56	74.39	57.02	
		Stride count	35.07	33.53	34.37	34.08	33.06	31.77	33.17	32.14	32.69	31.61	28.99	430.41	



Note: Horizontal distance axis grid lines are 200m furlongs.

Disclaimer.

HRNZ and NZMTC and Thoroughbred Ratings Pty Ltd accepts no responsibility for the completeness or accuracy of any of the information contained herein, and makes no representations about its suitability for any particular purpose. Users should make their own judgements about those matters and/or seek independent advice. You assume all risks associated with use of the data provided on this page.



Race Results



July 17, 2020, Race 8, CLARKSON SIGNS HANDICAP PACE, Distance 2600m, Addington - Survey 3200m

Result	TAB no.	Horse (Barrier)	2600 to	2400m to
3rd	11	Bettathanfast (1)	2400m	2200m
		Position in running (margin)	-	10(11.0)
		Sectional time (s)	18.50	15.55
		Cumulative time (s)	197.40	178.90
		Speed (m/s)	10.81	12.86
		Stride length (m)	6.04	6.07
		Stride duration (s)	0.451	0.472
		Stride efficiency (%)	56.99	57.65
		Stride count	33.12	32.93

Disclaimer.

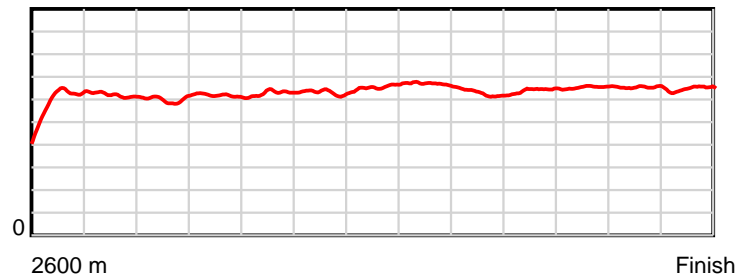
HRNZ and NZMTC and Thoroughbred Ratings Pty Ltd accepts no responsibility for the completeness or accuracy of any of the information contained herein, and makes no representations about its suitability for any particular purpose. Users should make their own judgements about those matters and/or seek independent advice. You assume all risks associated with use of the data provided on this page.

Race Results

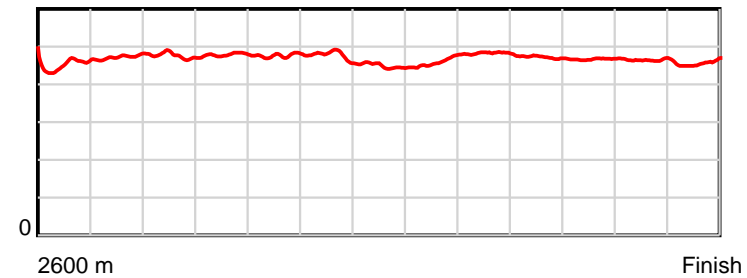
July 17, 2020, Race 8, CLARKSON SIGNS HANDICAP PACE, Distance 2600m, Addington - Survey 3200m

Result	TAB no.	Horse (Barrier)	2200m to	2000m to	1800m to	1600m to	1400m to	1200m to	1000m to	800m to	600m to	400m to	200m to	Total or	Margin
3rd	11	Bettathanfast (1)	2000m	1800m	1600m	1400m	1200m	1000m	800m	600m	400m	200m	WP	Average	
		Position in running (margin)	10(15.4)	10(17.1)	10(13.7)	10(11.5)	7(7.1)	1(0.0)	1(0.0)	1(0.0)	1(0.0)	1(0.0)	1(0.0)		0.50
		Sectional time (s)	16.27	15.60	15.43	15.34	13.70	13.99	15.59	14.69	14.45	14.23	14.06		
		Cumulative time (s)	163.35	147.08	131.48	116.05	100.71	87.01	73.02	57.43	42.74	28.29	14.06	3:17.40	
		Speed (m/s)	12.29	12.82	12.96	13.04	14.60	14.30	12.83	13.61	13.84	14.05	14.22	13.17	
		Stride length (m)	5.85	6.14	6.17	6.20	6.55	6.59	6.18	6.42	6.46	6.52	6.49	6.27	
		Stride duration (s)	0.476	0.479	0.476	0.475	0.449	0.461	0.482	0.471	0.467	0.464	0.456	0.476	
		Stride efficiency (%)	53.48	58.90	59.52	60.00	67.04	67.90	59.71	64.36	65.25	66.51	65.78	61.53	
		Stride count	34.19	32.58	32.41	32.28	30.54	30.34	32.36	31.16	30.95	30.66	30.83	414.35	

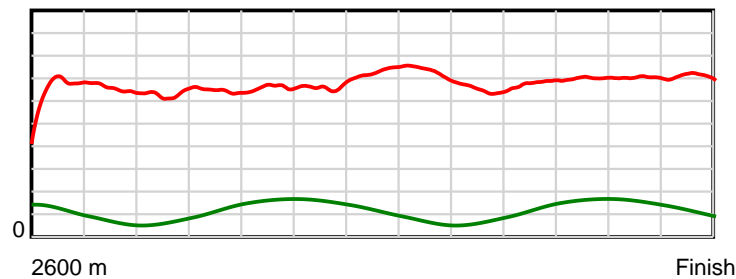
10 m Stride length



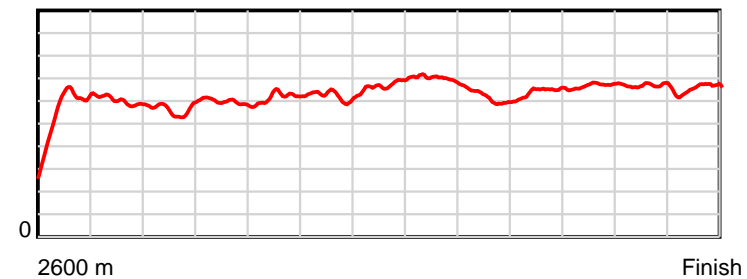
0.6 s Stride duration



20 m/sec Speed



100 % Stride efficiency



Note: Horizontal distance axis grid lines are 200m furlongs.

Disclaimer.

HRNZ and NZMTC and Thoroughbred Ratings Pty Ltd accepts no responsibility for the completeness or accuracy of any of the information contained herein, and makes no representations about its suitability for any particular purpose. Users should make their own judgements about those matters and/or seek independent advice. You assume all risks associated with use of the data provided on this page.



Race Results



July 17, 2020, Race 8, CLARKSON SIGNS HANDICAP PACE, Distance 2600m, Addington - Survey 3200m

Result	TAB no.	Horse (Barrier)	2600 to	2400m to
4th	7	Kingmaker (0)	2400m	2200m
		Position in running (margin)	-	9(10.9)
		Sectional time (s)	18.35	15.94
		Cumulative time (s)	197.44	179.09
		Speed (m/s)	10.90	12.55
		Stride length (m)	4.97	5.72
		Stride duration (s)	0.455	0.456
		Stride efficiency (%)	38.57	51.13
		Stride count	40.26	34.97

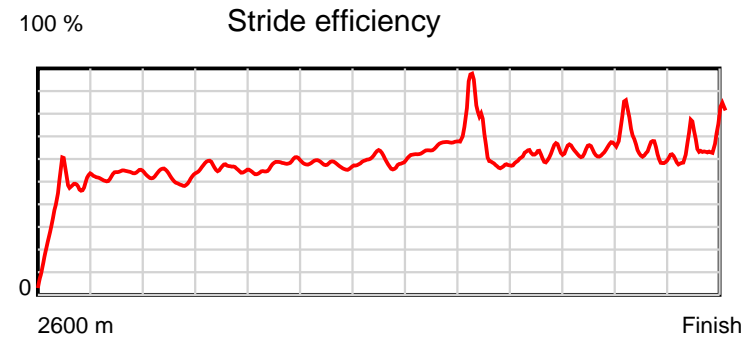
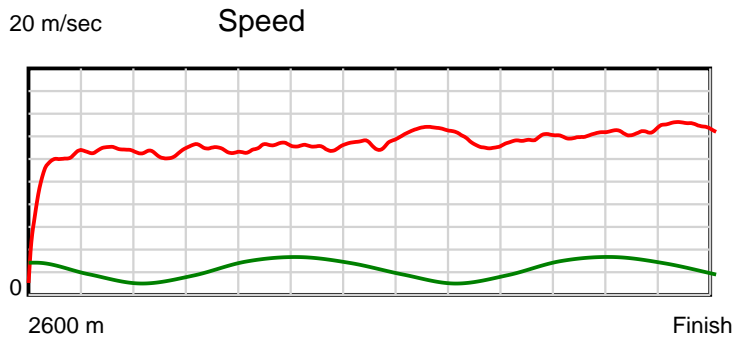
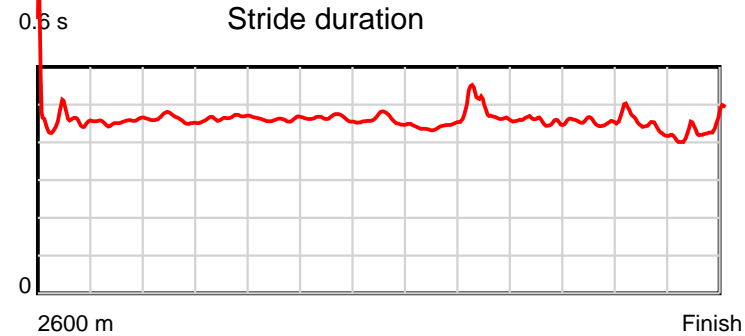
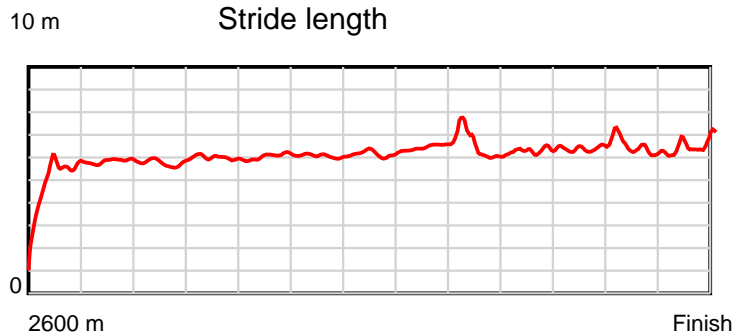
Disclaimer.

HRNZ and NZMTC and Thoroughbred Ratings Pty Ltd accepts no responsibility for the completeness or accuracy of any of the information contained herein, and makes no representations about its suitability for any particular purpose. Users should make their own judgements about those matters and/or seek independent advice. You assume all risks associated with use of the data provided on this page.

Race Results

July 17, 2020, Race 8, CLARKSON SIGNS HANDICAP PACE, Distance 2600m, Addington - Survey 3200m

Result	TAB no.	Horse (Barrier)	2200m to	2000m to	1800m to	1600m to	1400m to	1200m to	1000m to	800m to	600m to	400m to	200m to	Total or	Margin
4th	7	Kingmaker (0)	2000m	1800m	1600m	1400m	1200m	1000m	800m	600m	400m	200m	WP	Average	
		Position in running (margin)	11(17.6)	11(19.0)	11(15.5)	11(13.2)	10(9.6)	10(9.8)	9(9.0)	8(7.4)	8(6.1)	8(5.9)	8(4.6)		0.70
		Sectional time (s)	16.22	15.56	15.42	15.47	14.91	13.87	15.31	14.48	14.41	14.01	13.49		
		Cumulative time (s)	163.15	146.93	131.37	115.95	100.48	85.57	71.70	56.39	41.91	27.50	13.49	3:17.44	
		Speed (m/s)	12.33	12.85	12.97	12.93	13.41	14.42	13.06	13.81	13.88	14.28	14.83	13.17	
		Stride length (m)	5.69	5.99	5.98	5.99	6.17	6.39	6.24	6.31	6.35	6.25	6.44	6.01	
		Stride duration (s)	0.462	0.466	0.461	0.463	0.460	0.443	0.478	0.457	0.457	0.438	0.434	0.456	
		Stride efficiency (%)	50.62	55.97	55.93	56.14	59.39	63.78	60.90	62.14	62.93	61.07	64.73	56.42	
		Stride count	35.14	33.42	33.43	33.37	32.44	31.31	32.04	31.72	31.52	31.99	31.08	432.69	



Note: Horizontal distance axis grid lines are 200m furlongs.

Disclaimer.

HRNZ and NZMTC and Thoroughbred Ratings Pty Ltd accepts no responsibility for the completeness or accuracy of any of the information contained herein, and makes no representations about its suitability for any particular purpose. Users should make their own judgements about those matters and/or seek independent advice. You assume all risks associated with use of the data provided on this page.



Race Results



July 17, 2020, Race 8, CLARKSON SIGNS HANDICAP PACE, Distance 2600m, Addington - Survey 3200m

Result	TAB no.	Horse (Barrier)	2600 to	2400m to
5th	9	Tango Tara (5)	2400m	2200m
		Position in running (margin)	-	2(1.4)
		Sectional time (s)	16.76	14.59
		Cumulative time (s)	197.57	180.81
		Speed (m/s)	11.94	13.71
		Stride length (m)	5.92	6.45
		Stride duration (s)	0.450	0.470
		Stride efficiency (%)	54.83	64.95
		Stride count	33.76	31.02

Disclaimer.

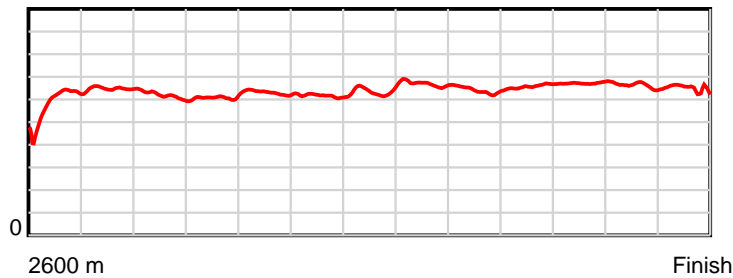
HRNZ and NZMTC and Thoroughbred Ratings Pty Ltd accepts no responsibility for the completeness or accuracy of any of the information contained herein, and makes no representations about its suitability for any particular purpose. Users should make their own judgements about those matters and/or seek independent advice. You assume all risks associated with use of the data provided on this page.

Race Results

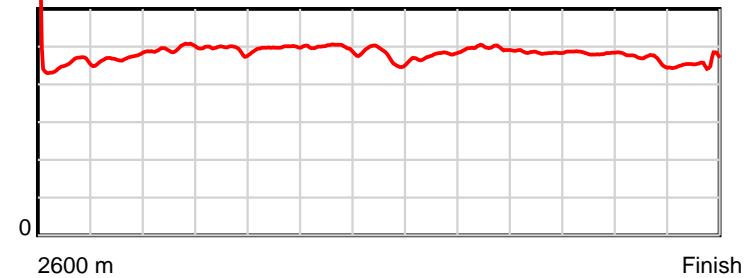
July 17, 2020, Race 8, CLARKSON SIGNS HANDICAP PACE, Distance 2600m, Addington - Survey 3200m

Result	TAB no.	Horse (Barrier)	2200m to	2000m to	1800m to	1600m to	1400m to	1200m to	1000m to	800m to	600m to	400m to	200m to	Total or	Margin
5th	9	Tango Tara (5)	2000m	1800m	1600m	1400m	1200m	1000m	800m	600m	400m	200m	WP	Average	
		Position in running (margin)	1(0.0)	1(0.0)	1(0.0)	1(0.0)	1(0.0)	2(0.2)	2(1.8)	2(1.5)	3(1.7)	3(1.9)	3(0.9)		1.50
		Sectional time (s)	15.99	16.16	15.81	16.06	14.93	14.26	15.53	14.73	14.48	14.08	14.19		
		Cumulative time (s)	166.22	150.23	134.07	118.26	102.20	87.27	73.01	57.48	42.75	28.27	14.19	3:17.57	
		Speed (m/s)	12.51	12.38	12.65	12.45	13.40	14.03	12.88	13.58	13.81	14.20	14.09	13.16	
		Stride length (m)	6.19	6.11	6.30	6.20	6.38	6.70	6.39	6.58	6.67	6.62	6.36	6.37	
		Stride duration (s)	0.495	0.493	0.498	0.498	0.476	0.477	0.496	0.485	0.483	0.466	0.452	0.484	
		Stride efficiency (%)	59.97	58.31	62.02	60.10	63.62	70.10	63.75	67.66	69.58	68.58	63.28	63.37	
		Stride count	32.28	32.74	31.75	32.25	31.34	29.86	31.31	30.40	29.97	30.19	31.43	408.30	

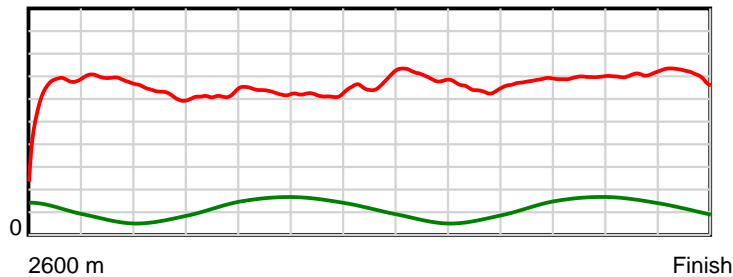
10 m Stride length



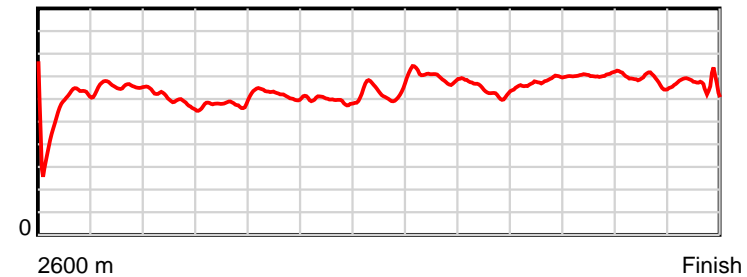
0.6 s Stride duration



20 m/sec Speed



100 % Stride efficiency



Note: Horizontal distance axis grid lines are 200m furlongs.

Disclaimer.

HRNZ and NZMTC and Thoroughbred Ratings Pty Ltd accepts no responsibility for the completeness or accuracy of any of the information contained herein, and makes no representations about its suitability for any particular purpose. Users should make their own judgements about those matters and/or seek independent advice. You assume all risks associated with use of the data provided on this page.



Race Results



July 17, 2020, Race 8, CLARKSON SIGNS HANDICAP PACE, Distance 2600m, Addington - Survey 3200m

Result	TAB no.	Horse (Barrier)	2600 to	2400m to
6th	3	Glenledi Chief (8)	2400m	2200m
		Position in running (margin)	-	3(1.9)
		Sectional time (s)	16.91	15.26
		Cumulative time (s)	197.71	180.80
		Speed (m/s)	11.83	13.11
		Stride length (m)	5.44	6.17
		Stride duration (s)	0.451	0.471
		Stride efficiency (%)	46.30	59.46
		Stride count	36.74	32.42

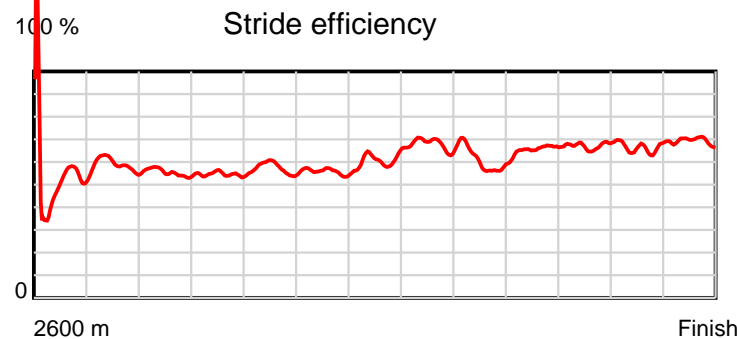
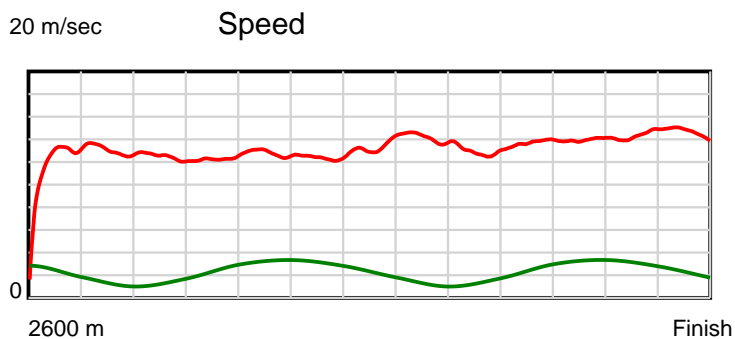
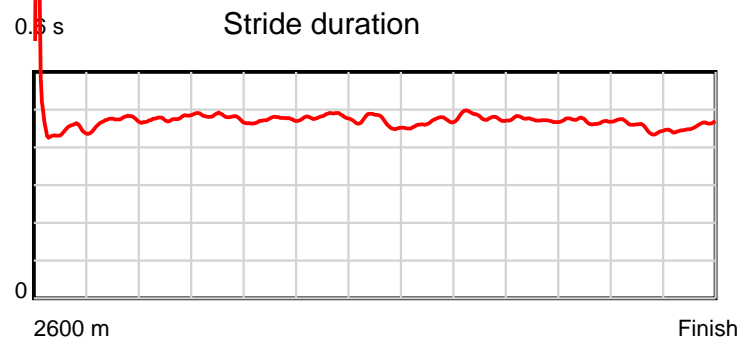
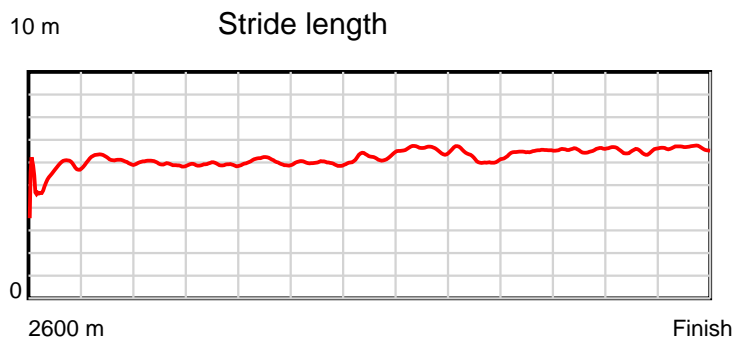
Disclaimer.

HRNZ and NZMTC and Thoroughbred Ratings Pty Ltd accepts no responsibility for the completeness or accuracy of any of the information contained herein, and makes no representations about its suitability for any particular purpose. Users should make their own judgements about those matters and/or seek independent advice. You assume all risks associated with use of the data provided on this page.

Race Results

July 17, 2020, Race 8, CLARKSON SIGNS HANDICAP PACE, Distance 2600m, Addington - Survey 3200m

Result	TAB no.	Horse (Barrier)	2200m to	2000m to	1800m to	1600m to	1400m to	1200m to	1000m to	800m to	600m to	400m to	200m to	Total or	Margin
6th	3	Glenledi Chief (8)	2000m	1800m	1600m	1400m	1200m	1000m	800m	600m	400m	200m	WP	Average	
		Position in running (margin)	3(4.6)	3(4.7)	3(5.2)	3(4.3)	4(4.4)	5(5.2)	6(5.9)	7(5.7)	7(5.9)	7(5.7)	7(4.0)		2.30
		Sectional time (s)	16.01	16.24	15.66	16.09	15.01	14.11	15.56	14.72	14.41	13.95	13.78		
		Cumulative time (s)	165.54	149.53	133.29	117.63	101.54	86.53	72.42	56.86	42.14	27.73	13.78	3:17.71	
		Speed (m/s)	12.49	12.32	12.77	12.43	13.32	14.17	12.85	13.59	13.88	14.34	14.51	13.15	
		Stride length (m)	5.96	5.93	6.04	6.00	6.24	6.60	6.19	6.43	6.52	6.51	6.61	6.19	
		Stride duration (s)	0.477	0.481	0.473	0.482	0.468	0.466	0.482	0.473	0.470	0.454	0.456	0.470	
		Stride efficiency (%)	55.46	54.97	56.97	56.24	60.78	68.03	59.90	64.55	66.48	66.23	68.34	59.79	
		Stride count	33.57	33.72	33.13	33.34	32.07	30.31	32.30	31.12	30.66	30.72	30.24	420.34	



Note: Horizontal distance axis grid lines are 200m furlongs.

Disclaimer.

HRNZ and NZMTC and Thoroughbred Ratings Pty Ltd accepts no responsibility for the completeness or accuracy of any of the information contained herein, and makes no representations about its suitability for any particular purpose. Users should make their own judgements about those matters and/or seek independent advice. You assume all risks associated with use of the data provided on this page.



Race Results



July 17, 2020, Race 8, CLARKSON SIGNS HANDICAP PACE, Distance 2600m, Addington - Survey 3200m

Result	TAB no.	Horse (Barrier)	2600 to	2400m to
7th	2	Shadow Ministe... (6)	2400m	2200m
		Position in running (margin)	-	1(0.0)
		Sectional time (s)	16.55	15.20
		Cumulative time (s)	197.93	181.38
		Speed (m/s)	12.09	13.16
		Stride length (m)	5.28	5.60
		Stride duration (s)	0.429	0.426
		Stride efficiency (%)	43.53	49.06
		Stride count	37.90	35.69

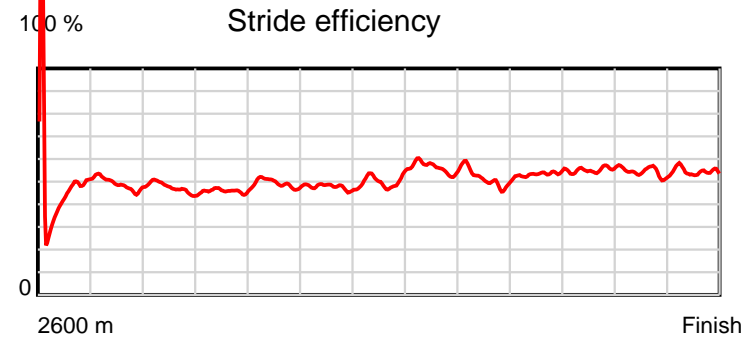
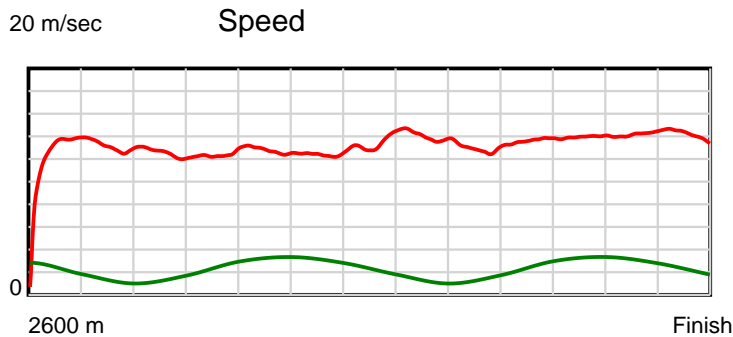
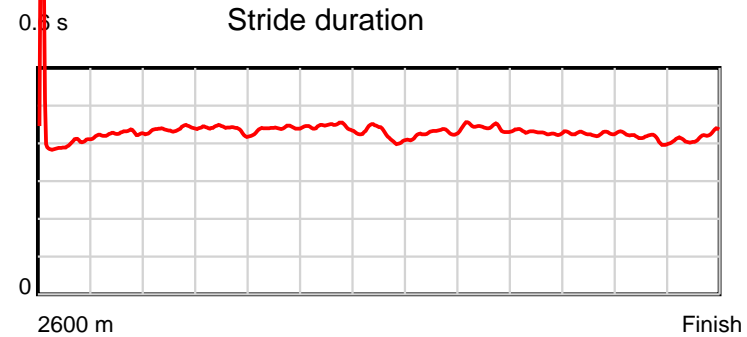
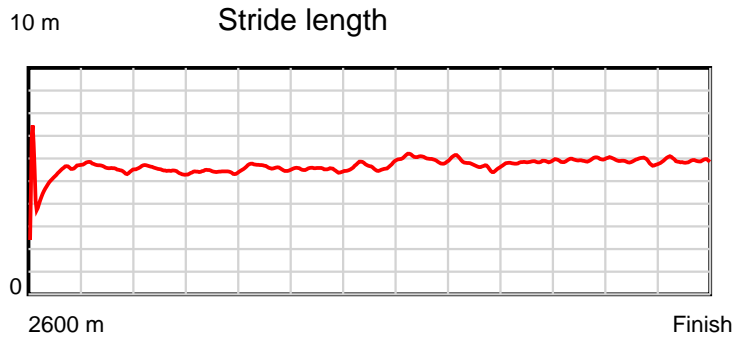
Disclaimer.

HRNZ and NZMTC and Thoroughbred Ratings Pty Ltd accepts no responsibility for the completeness or accuracy of any of the information contained herein, and makes no representations about its suitability for any particular purpose. Users should make their own judgements about those matters and/or seek independent advice. You assume all risks associated with use of the data provided on this page.

Race Results

July 17, 2020, Race 8, CLARKSON SIGNS HANDICAP PACE, Distance 2600m, Addington - Survey 3200m

Result	TAB no.	Horse (Barrier)	2200m to	2000m to	1800m to	1600m to	1400m to	1200m to	1000m to	800m to	600m to	400m to	200m to	Total or	Margin
7th	2	Shadow Ministe... (6)	2000m	1800m	1600m	1400m	1200m	1000m	800m	600m	400m	200m	WP	Average	
		Position in running (margin)	2(2.3)	2(2.4)	2(2.8)	2(2.4)	2(2.3)	3(2.6)	4(4.0)	5(4.0)	5(3.9)	5(3.9)	5(2.6)		3.60
		Sectional time (s)	16.00	16.22	15.74	16.04	14.94	14.23	15.59	14.68	14.45	14.02	14.27		
		Cumulative time (s)	166.18	150.18	133.96	118.22	102.18	87.24	73.01	57.42	42.74	28.29	14.27	3:17.93	
		Speed (m/s)	12.50	12.33	12.71	12.47	13.39	14.05	12.83	13.62	13.84	14.27	14.02	13.14	
		Stride length (m)	5.47	5.40	5.58	5.55	5.68	6.00	5.68	5.84	5.90	5.91	5.86	5.67	
		Stride duration (s)	0.438	0.438	0.439	0.445	0.424	0.427	0.442	0.429	0.426	0.414	0.418	0.431	
		Stride efficiency (%)	46.75	45.59	48.67	48.14	50.41	56.30	50.35	53.36	54.40	54.55	53.62	50.15	
		Stride count	36.57	37.03	35.84	36.03	35.21	33.32	35.23	34.23	33.90	33.85	34.14	458.94	



Note: Horizontal distance axis grid lines are 200m furlongs.

Disclaimer.

HRNZ and NZMTC and Thoroughbred Ratings Pty Ltd accepts no responsibility for the completeness or accuracy of any of the information contained herein, and makes no representations about its suitability for any particular purpose. Users should make their own judgements about those matters and/or seek independent advice. You assume all risks associated with use of the data provided on this page.



Race Results



July 17, 2020, Race 8, CLARKSON SIGNS HANDICAP PACE, Distance 2600m, Addington - Survey 3200m

Result	TAB no.	Horse (Barrier)	2600 to 2400m	2400m to 2200m
8th	1	Cheezeel (2)		
		Position in running (margin)	-	6(4.6)
		Sectional time (s)	17.33	15.65
		Cumulative time (s)	198.19	180.86
		Speed (m/s)	11.54	12.78
		Stride length (m)	5.31	5.76
		Stride duration (s)	0.442	0.451
		Stride efficiency (%)	44.01	51.82
		Stride count	37.68	34.73

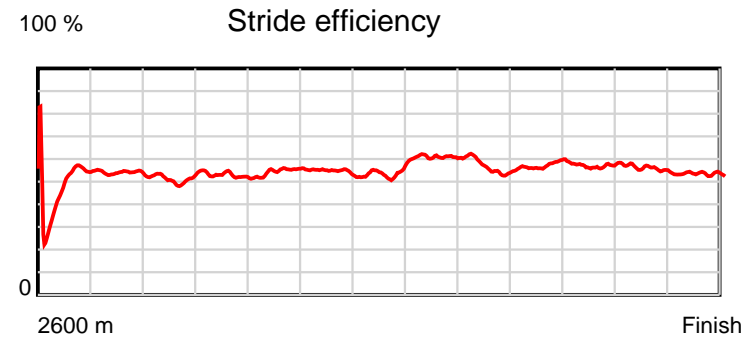
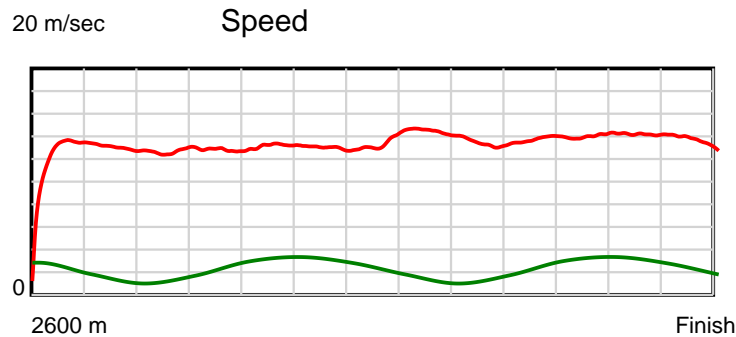
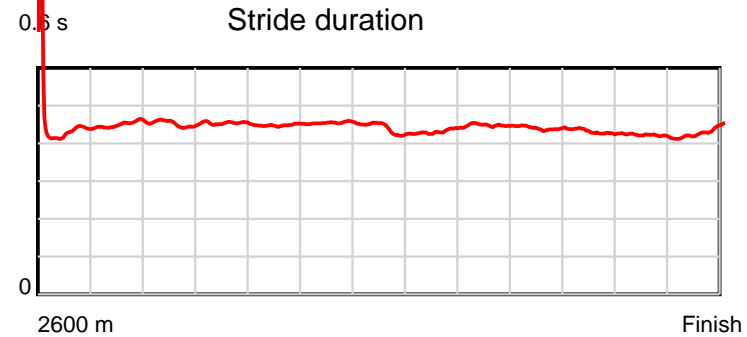
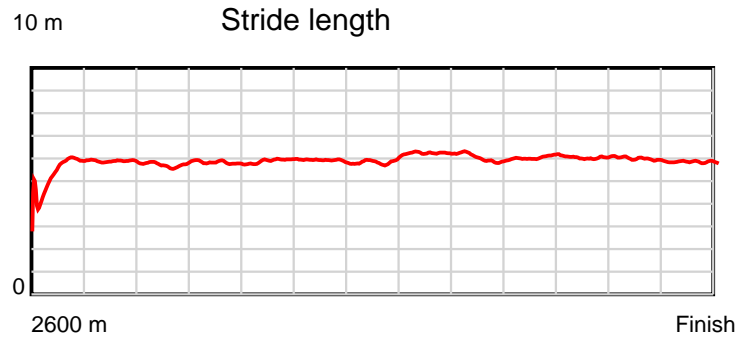
Disclaimer.

HRNZ and NZMTC and Thoroughbred Ratings Pty Ltd accepts no responsibility for the completeness or accuracy of any of the information contained herein, and makes no representations about its suitability for any particular purpose. Users should make their own judgements about those matters and/or seek independent advice. You assume all risks associated with use of the data provided on this page.

Race Results

July 17, 2020, Race 8, CLARKSON SIGNS HANDICAP PACE, Distance 2600m, Addington - Survey 3200m

Result	TAB no.	Horse (Barrier)	2200m to	2000m to	1800m to	1600m to	1400m to	1200m to	1000m to	800m to	600m to	400m to	200m to	Total or	Margin
8th	1	Cheeze! (2)	2000m	1800m	1600m	1400m	1200m	1000m	800m	600m	400m	200m	WP	Average	
		Position in running (margin)	6(9.6)	6(10.2)	4(6.9)	4(4.9)	3(3.1)	4(3.2)	3(3.9)	3(1.8)	2(0.9)	2(0.9)	2(0.6)		5.00
		Sectional time (s)	16.09	15.60	15.48	15.75	14.91	14.11	15.25	14.54	14.44	14.19	14.85		
		Cumulative time (s)	165.21	149.12	133.52	118.04	102.29	87.38	73.27	58.02	43.48	29.04	14.85	3:18.19	
		Speed (m/s)	12.43	12.82	12.92	12.70	13.41	14.17	13.11	13.76	13.85	14.09	13.47	13.12	
		Stride length (m)	5.62	5.82	5.79	5.77	5.88	6.13	5.87	6.04	5.96	5.92	5.82	5.82	
		Stride duration (s)	0.452	0.454	0.448	0.455	0.438	0.432	0.448	0.439	0.430	0.420	0.432	0.443	
		Stride efficiency (%)	49.29	52.91	52.37	52.09	54.02	58.67	53.90	57.07	55.43	54.73	53.01	52.84	
		Stride count	35.61	34.37	34.55	34.64	34.02	32.64	34.05	33.09	33.58	33.80	34.34	447.10	



Note: Horizontal distance axis grid lines are 200m furlongs.

Disclaimer.

HRNZ and NZMTC and Thoroughbred Ratings Pty Ltd accepts no responsibility for the completeness or accuracy of any of the information contained herein, and makes no representations about its suitability for any particular purpose. Users should make their own judgements about those matters and/or seek independent advice. You assume all risks associated with use of the data provided on this page.



Race Results



July 17, 2020, Race 8, CLARKSON SIGNS HANDICAP PACE, Distance 2600m, Addington - Survey 3200m

Result	TAB no.	Horse (Barrier)	2600 to	2400m to
9th	5	Baileys Knight (10)	2400m	2200m
		Position in running (margin)	-	4(3.5)
		Sectional time (s)	17.07	15.47
		Cumulative time (s)	198.29	181.22
		Speed (m/s)	11.72	12.93
		Stride length (m)	5.54	6.37
		Stride duration (s)	0.470	0.492
		Stride efficiency (%)	47.94	63.33
		Stride count	36.11	31.42

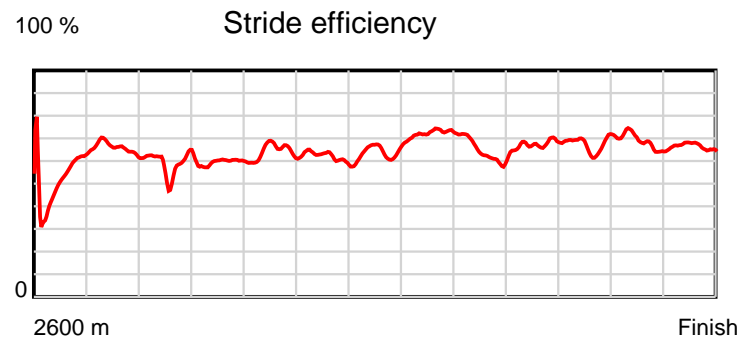
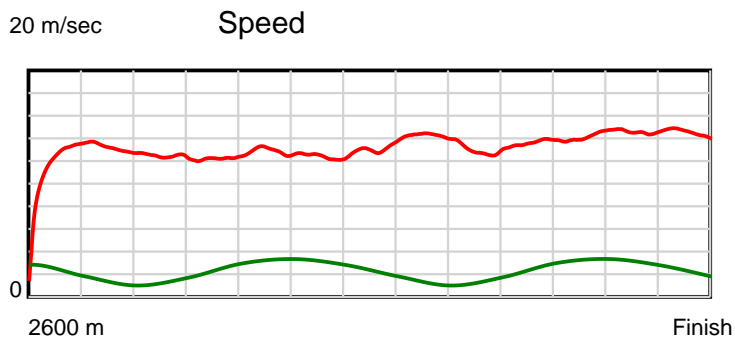
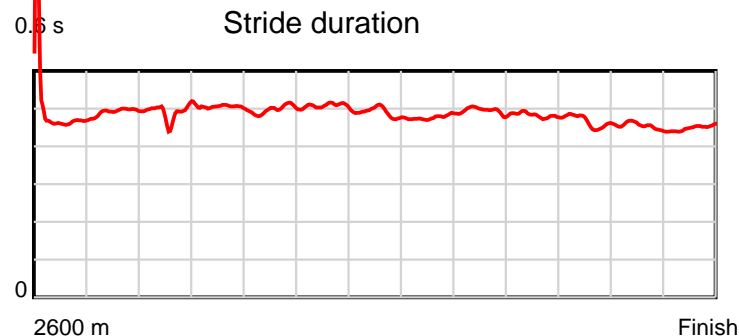
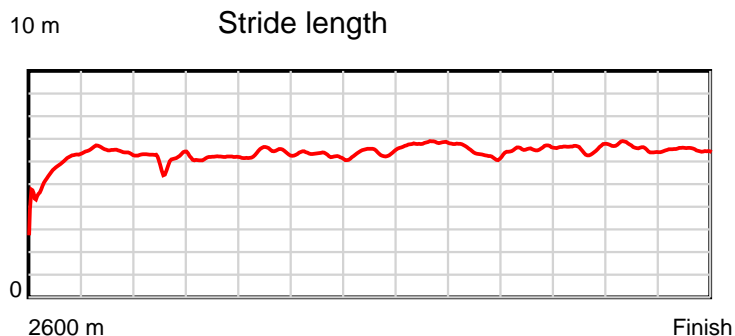
Disclaimer.

HRNZ and NZMTC and Thoroughbred Ratings Pty Ltd accepts no responsibility for the completeness or accuracy of any of the information contained herein, and makes no representations about its suitability for any particular purpose. Users should make their own judgements about those matters and/or seek independent advice. You assume all risks associated with use of the data provided on this page.

Race Results

July 17, 2020, Race 8, CLARKSON SIGNS HANDICAP PACE, Distance 2600m, Addington - Survey 3200m

Result	TAB no.	Horse (Barrier)	2200m to	2000m to	1800m to	1600m to	1400m to	1200m to	1000m to	800m to	600m to	400m to	200m to	Total or	Margin
9th	5	Baileys Knight (10)	2000m	1800m	1600m	1400m	1200m	1000m	800m	600m	400m	200m	WP	Average	
		Position in running (margin)	5(7.3)	5(9.0)	7(9.6)	7(8.1)	9(8.5)	9(9.8)	10(9.5)	11(9.8)	12(9.5)	12(8.9)	11(6.8)		5.60
		Sectional time (s)	16.26	16.25	15.55	16.13	15.10	13.95	15.64	14.64	14.35	13.88	14.00		
		Cumulative time (s)	165.75	149.49	133.24	117.69	101.56	86.46	72.51	56.87	42.23	27.88	14.00	3:18.29	
		Speed (m/s)	12.30	12.31	12.86	12.40	13.25	14.34	12.79	13.66	13.94	14.41	14.29	13.11	
		Stride length (m)	6.04	6.20	6.40	6.29	6.48	6.84	6.32	6.58	6.48	6.52	6.43	6.33	
		Stride duration (s)	0.491	0.503	0.498	0.507	0.489	0.477	0.494	0.482	0.465	0.453	0.450	0.483	
		Stride efficiency (%)	57.02	60.00	64.02	61.82	65.68	73.18	62.45	67.68	65.69	66.51	64.71	62.64	
		Stride count	33.11	32.28	31.25	31.80	30.85	29.23	31.64	30.39	30.85	30.66	31.08	410.67	



Note: Horizontal distance axis grid lines are 200m furlongs.

Disclaimer.

HRNZ and NZMTC and Thoroughbred Ratings Pty Ltd accepts no responsibility for the completeness or accuracy of any of the information contained herein, and makes no representations about its suitability for any particular purpose. Users should make their own judgements about those matters and/or seek independent advice. You assume all risks associated with use of the data provided on this page.



Race Results



July 17, 2020, Race 8, CLARKSON SIGNS HANDICAP PACE, Distance 2600m, Addington - Survey 3200m

Result	TAB no.	Horse (Barrier)	2600 to	2400m to
10th	4	One Direction (9)	2400m	2200m
		Position in running (margin)	-	5(3.5)
		Sectional time (s)	17.20	15.45
		Cumulative time (s)	198.37	181.17
		Speed (m/s)	11.63	12.94
		Stride length (m)	5.05	5.69
		Stride duration (s)	0.435	0.440
		Stride efficiency (%)	39.87	50.65
		Stride count	39.60	35.13

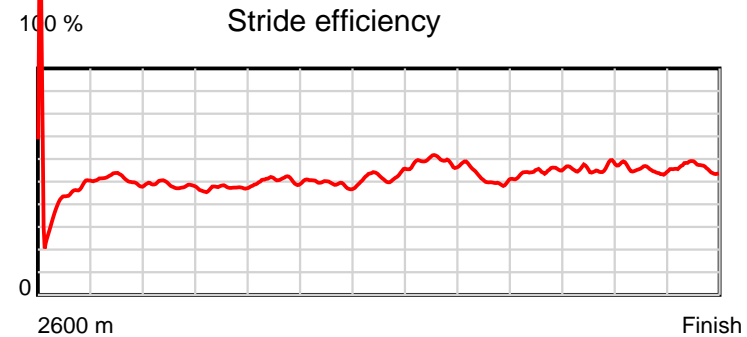
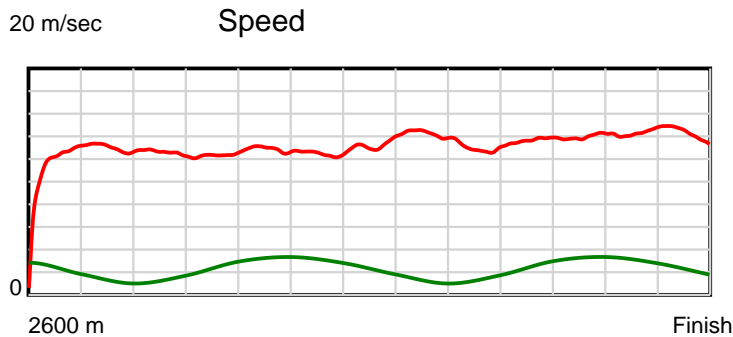
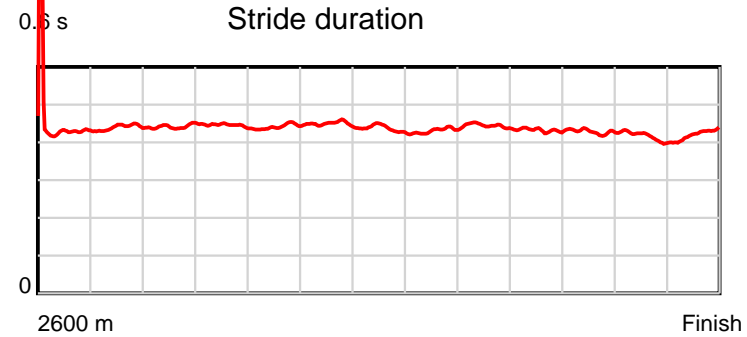
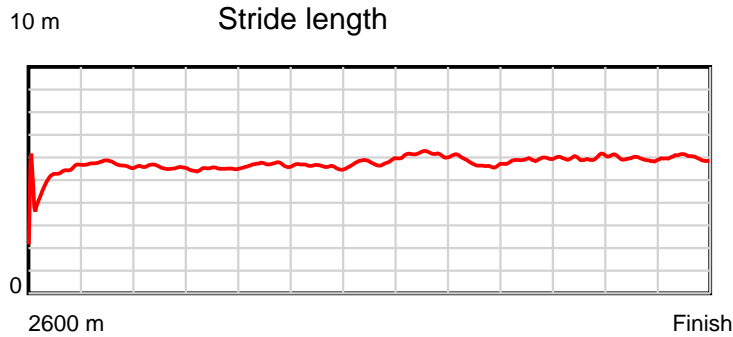
Disclaimer.

HRNZ and NZMTC and Thoroughbred Ratings Pty Ltd accepts no responsibility for the completeness or accuracy of any of the information contained herein, and makes no representations about its suitability for any particular purpose. Users should make their own judgements about those matters and/or seek independent advice. You assume all risks associated with use of the data provided on this page.

Race Results

July 17, 2020, Race 8, CLARKSON SIGNS HANDICAP PACE, Distance 2600m, Addington - Survey 3200m

Result	TAB no.	Horse (Barrier)	2200m to	2000m to	1800m to	1600m to	1400m to	1200m to	1000m to	800m to	600m to	400m to	200m to	Total or	Margin
10th	4	One Direction (9)	2000m	1800m	1600m	1400m	1200m	1000m	800m	600m	400m	200m	WP	Average	
		Position in running (margin)	4(7.3)	4(7.1)	5(7.7)	5(6.5)	6(6.2)	7(7.9)	8(8.0)	9(7.9)	10(7.7)	10(7.7)	10(5.8)		6.00
		Sectional time (s)	15.95	16.26	15.61	16.00	15.17	14.02	15.57	14.65	14.45	13.92	14.12		
		Cumulative time (s)	165.72	149.77	133.51	117.90	101.90	86.73	72.71	57.14	42.49	28.04	14.12	3:18.37	
		Speed (m/s)	12.54	12.30	12.81	12.50	13.18	14.27	12.85	13.65	13.84	14.37	14.16	13.11	
		Stride length (m)	5.54	5.48	5.65	5.62	5.76	6.15	5.71	5.89	5.93	5.97	5.99	5.71	
		Stride duration (s)	0.442	0.445	0.441	0.450	0.437	0.431	0.444	0.432	0.428	0.416	0.423	0.436	
		Stride efficiency (%)	48.03	46.91	49.93	49.33	51.86	59.07	50.93	54.29	54.86	55.70	56.02	50.99	
		Stride count	36.08	36.50	35.38	35.60	34.72	32.53	35.03	33.93	33.75	33.50	33.40	455.15	



Note: Horizontal distance axis grid lines are 200m furlongs.

Disclaimer.

HRNZ and NZMTC and Thoroughbred Ratings Pty Ltd accepts no responsibility for the completeness or accuracy of any of the information contained herein, and makes no representations about its suitability for any particular purpose. Users should make their own judgements about those matters and/or seek independent advice. You assume all risks associated with use of the data provided on this page.



Race Results



July 17, 2020, Race 8, CLARKSON SIGNS HANDICAP PACE, Distance 2600m, Addington - Survey 3200m

Result	TAB no.	Horse (Barrier)	2600 to	2400m to
11th	12	Hayden's Meddl... (4)	2400m	2200m
		Position in running (margin)	-	12(15.4)
		Sectional time (s)	19.09	15.43
		Cumulative time (s)	198.52	179.43
		Speed (m/s)	10.48	12.96
		Stride length (m)	5.66	5.86
		Stride duration (s)	0.432	0.452
		Stride efficiency (%)	50.02	53.66
		Stride count	35.35	34.13

Disclaimer.

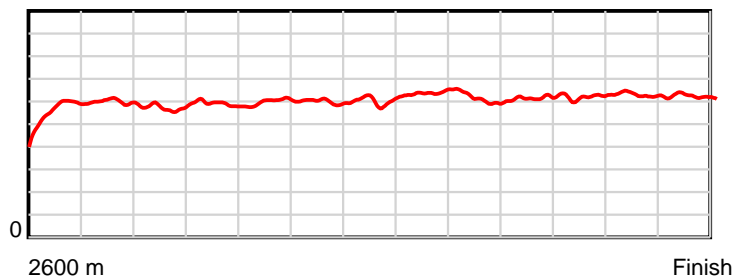
HRNZ and NZMTC and Thoroughbred Ratings Pty Ltd accepts no responsibility for the completeness or accuracy of any of the information contained herein, and makes no representations about its suitability for any particular purpose. Users should make their own judgements about those matters and/or seek independent advice. You assume all risks associated with use of the data provided on this page.

Race Results

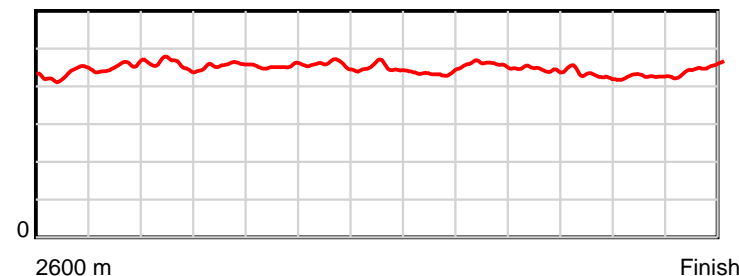
July 17, 2020, Race 8, CLARKSON SIGNS HANDICAP PACE, Distance 2600m, Addington - Survey 3200m

Result	TAB no.	Horse (Barrier)	2200m to	2000m to	1800m to	1600m to	1400m to	1200m to	1000m to	800m to	600m to	400m to	200m to	Total or	Margin
11th	12	Hayden's Meddl... (4)	2000m	1800m	1600m	1400m	1200m	1000m	800m	600m	400m	200m	WP	Average	
		Position in running (margin)	12(19.1)	12(21.4)	12(17.3)	12(15.0)	12(11.6)	11(11.6)	11(10.8)	10(9.0)	9(7.6)	9(6.4)	9(4.6)		6.90
		Sectional time (s)	16.36	15.48	15.42	15.48	14.89	13.87	15.29	14.46	14.24	13.94	14.57		
		Cumulative time (s)	164.00	147.64	132.16	116.74	101.26	86.37	72.50	57.21	42.75	28.51	14.57	3:18.52	
		Speed (m/s)	12.22	12.92	12.97	12.92	13.43	14.42	13.08	13.83	14.04	14.35	13.73	13.10	
		Stride length (m)	5.60	5.90	5.88	5.91	6.04	6.29	6.00	6.16	6.03	6.12	6.19	5.96	
		Stride duration (s)	0.458	0.457	0.453	0.457	0.450	0.436	0.459	0.445	0.429	0.427	0.451	0.455	
		Stride efficiency (%)	49.02	54.34	53.95	54.52	57.02	61.78	56.18	59.33	56.79	58.60	59.88	55.60	
		Stride count	35.71	33.91	34.04	33.86	33.11	31.81	33.35	32.46	33.18	32.66	32.31	435.88	

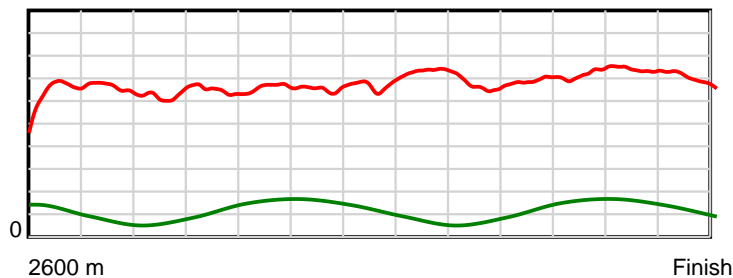
10 m Stride length



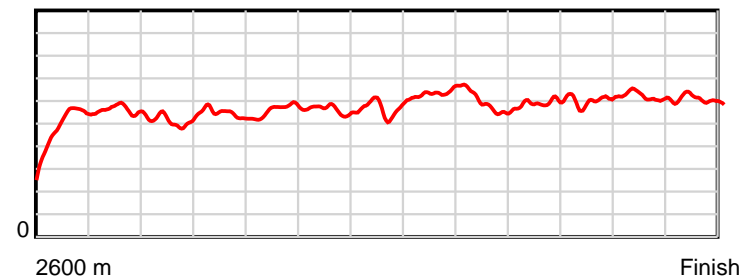
0.6 s Stride duration



20 m/sec Speed



100 % Stride efficiency



Note: Horizontal distance axis grid lines are 200m furlongs.

Disclaimer.

HRNZ and NZMTC and Thoroughbred Ratings Pty Ltd accepts no responsibility for the completeness or accuracy of any of the information contained herein, and makes no representations about its suitability for any particular purpose. Users should make their own judgements about those matters and/or seek independent advice. You assume all risks associated with use of the data provided on this page.



Race Results



July 17, 2020, Race 8, CLARKSON SIGNS HANDICAP PACE, Distance 2600m, Addington - Survey 3200m

Result	TAB no.	Horse (Barrier)	2600 to	2400m to
12th	6	Razors Edge (11)	2400m	2200m
		Position in running (margin)	-	11(13.5)
		Sectional time (s)	18.83	15.10
		Cumulative time (s)	199.10	180.27
		Speed (m/s)	10.62	13.25
		Stride length (m)	4.81	5.82
		Stride duration (s)	0.437	0.440
		Stride efficiency (%)	36.16	52.94
		Stride count	41.58	34.36

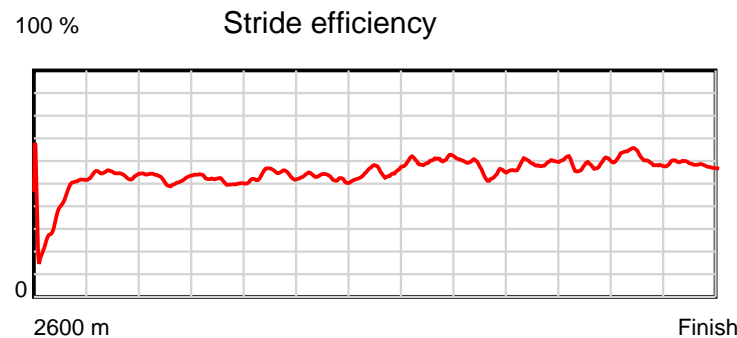
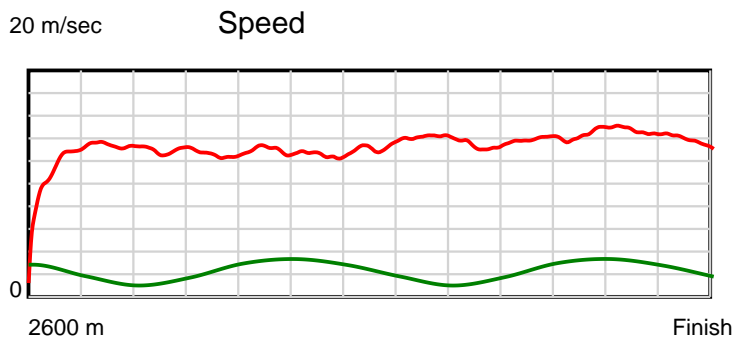
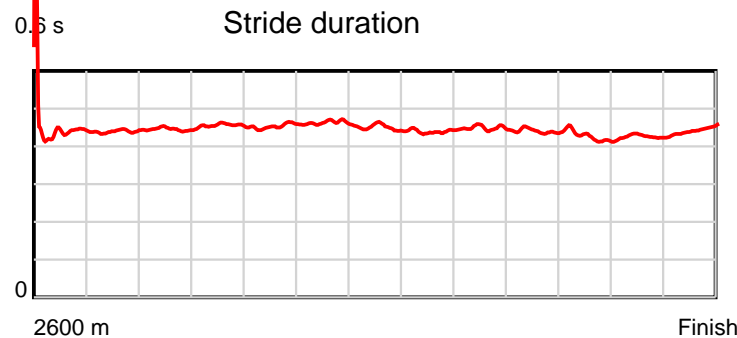
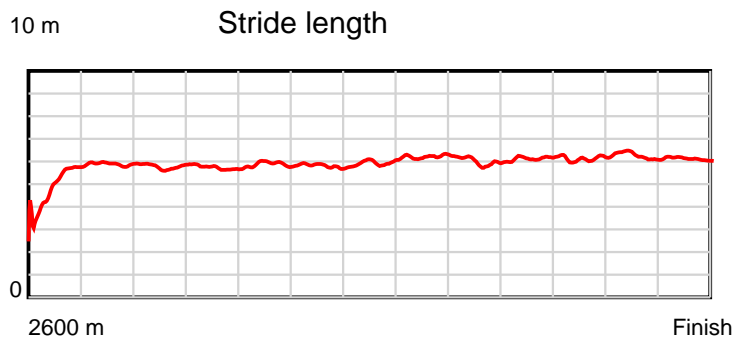
Disclaimer.

HRNZ and NZMTC and Thoroughbred Ratings Pty Ltd accepts no responsibility for the completeness or accuracy of any of the information contained herein, and makes no representations about its suitability for any particular purpose. Users should make their own judgements about those matters and/or seek independent advice. You assume all risks associated with use of the data provided on this page.

Race Results

July 17, 2020, Race 8, CLARKSON SIGNS HANDICAP PACE, Distance 2600m, Addington - Survey 3200m

Result	TAB no.	Horse (Barrier)	2200m to	2000m to	1800m to	1600m to	1400m to	1200m to	1000m to	800m to	600m to	400m to	200m to	Total or	Margin
12th	6	Razors Edge (11)	2000m	1800m	1600m	1400m	1200m	1000m	800m	600m	400m	200m	WP	Average	
		Position in running (margin)	9(15.2)	8(12.6)	9(11.7)	9(10.5)	11(10.4)	12(12.3)	12(13.5)	12(11.3)	11(9.4)	11(8.7)	12(7.5)		10.20
		Sectional time (s)	15.56	16.00	15.60	16.05	15.21	14.19	15.23	14.37	14.33	14.02	14.61		
		Cumulative time (s)	165.17	149.61	133.61	118.01	101.96	86.75	72.56	57.33	42.96	28.63	14.61	3:19.10	
		Speed (m/s)	12.85	12.50	12.82	12.46	13.15	14.09	13.13	13.92	13.96	14.27	13.69	13.06	
		Stride length (m)	5.72	5.69	5.82	5.77	5.91	6.20	5.89	6.12	5.94	6.08	6.09	5.81	
		Stride duration (s)	0.445	0.455	0.454	0.463	0.449	0.439	0.448	0.440	0.426	0.426	0.444	0.445	
		Stride efficiency (%)	51.19	50.63	52.87	51.99	54.54	59.98	54.14	58.62	55.19	57.78	57.88	52.81	
		Stride count	34.94	35.14	34.38	34.67	33.85	32.28	33.98	32.65	33.65	32.89	32.86	447.23	



Note: Horizontal distance axis grid lines are 200m furlongs.

Disclaimer.

HRNZ and NZMTC and Thoroughbred Ratings Pty Ltd accepts no responsibility for the completeness or accuracy of any of the information contained herein, and makes no representations about its suitability for any particular purpose. Users should make their own judgements about those matters and/or seek independent advice. You assume all risks associated with use of the data provided on this page.