



Race Results

NZ Metropolitan Trotting Club Inc, HRNZ, July 19, 2020

Compilation date: July 19, 2020, 1:46:42 PM (NZST)

Copyright © 2020 HRNZ and NZMTC. All rights reserved.

Trademarks.

StrideMASTER is a registered trademark of Thoroughbred Ratings Pty Ltd.

Disclaimer.

HRNZ and NZMTC and Thoroughbred Ratings Pty Ltd accepts no responsibility for the completeness or accuracy of any of the information contained herein, and makes no representations about its suitability for any particular purpose. Users should make their own judgements about those matters and/or seek independent advice. You assume all risks associated with use of the data provided on this page.



Race Results



July 19, 2020, Race 3, XCM SPORT HANDICAP PACE, Distance 2600m, Addington - Survey 3200m

Result	TAB no.	Horse (Barrier)	2600 to	2400m to
1st	9	Brantley (1)	2400m	2200m
		Position in running (margin)	-	8(17.5)
		Sectional time (s)	19.25	15.08
		Cumulative time (s)	199.08	179.83
		Speed (m/s)	10.39	13.26
		Stride length (m)	5.32	5.96
		Stride duration (s)	0.438	0.450
		Stride efficiency (%)	44.17	55.57
		Stride count	37.62	33.54

Disclaimer.

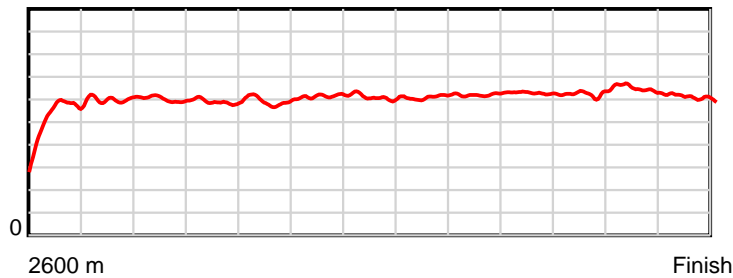
HRNZ and NZMTC and Thoroughbred Ratings Pty Ltd accepts no responsibility for the completeness or accuracy of any of the information contained herein, and makes no representations about its suitability for any particular purpose. Users should make their own judgements about those matters and/or seek independent advice. You assume all risks associated with use of the data provided on this page.

Race Results

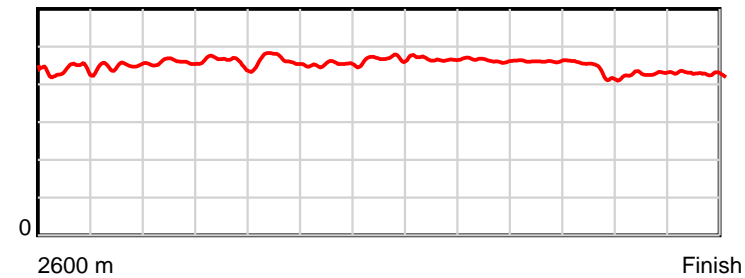
July 19, 2020, Race 3, XCM SPORT HANDICAP PACE, Distance 2600m, Addington - Survey 3200m

Result	TAB no.	Horse (Barrier)	2200m to	2000m to	1800m to	1600m to	1400m to	1200m to	1000m to	800m to	600m to	400m to	200m to	Total or	Margin
1st	9	Brantley (1)	2000m	1800m	1600m	1400m	1200m	1000m	800m	600m	400m	200m	WP	Average	
		Position in running (margin)	7(16.1)	7(13.4)	7(12.0)	7(12.2)	7(10.6)	7(10.2)	7(6.8)	7(5.8)	7(5.8)	5(2.7)	1(0.0)		0.00
		Sectional time (s)	15.41	15.66	15.99	14.77	15.35	15.49	15.24	14.68	14.41	13.70	14.05		
		Cumulative time (s)	164.75	149.34	133.68	117.69	102.92	87.57	72.08	56.84	42.16	27.75	14.05	3:19.08	
		Speed (m/s)	12.98	12.77	12.51	13.54	13.03	12.91	13.12	13.62	13.88	14.60	14.23	13.06	
		Stride length (m)	5.95	5.88	5.83	6.12	6.09	6.03	6.09	6.28	6.08	6.25	6.09	5.99	
		Stride duration (s)	0.458	0.460	0.466	0.452	0.468	0.467	0.464	0.461	0.438	0.428	0.428	0.459	
		Stride efficiency (%)	55.30	53.99	53.06	58.58	58.04	56.89	57.87	61.66	57.82	61.11	57.89	56.04	
		Stride count	33.62	34.02	34.32	32.66	32.82	33.15	32.87	31.84	32.88	31.98	32.86	434.18	

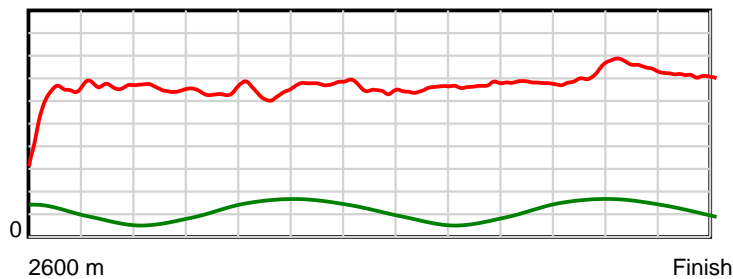
10 m Stride length



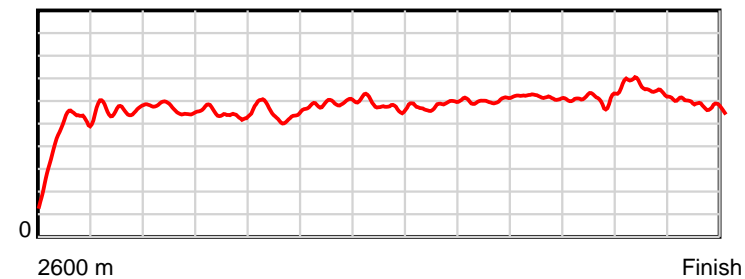
0.6 s Stride duration



20 m/sec Speed



100 % Stride efficiency



Note: Horizontal distance axis grid lines are 200m furlongs.

Disclaimer.

HRNZ and NZMTC and Thoroughbred Ratings Pty Ltd accepts no responsibility for the completeness or accuracy of any of the information contained herein, and makes no representations about its suitability for any particular purpose. Users should make their own judgements about those matters and/or seek independent advice. You assume all risks associated with use of the data provided on this page.



Race Results



July 19, 2020, Race 3, XCM SPORT HANDICAP PACE, Distance 2600m, Addington - Survey 3200m

Result	TAB no.	Horse (Barrier)	2600 to	2400m to
2nd	7	Jimmy Cannon (8)	2400m	2200m
		Position in running (margin)	-	4(8.7)
		Sectional time (s)	17.95	15.23
		Cumulative time (s)	199.08	181.13
		Speed (m/s)	11.14	13.13
		Stride length (m)	5.66	6.39
		Stride duration (s)	0.477	0.486
		Stride efficiency (%)	50.15	63.79
		Stride count	35.31	31.30

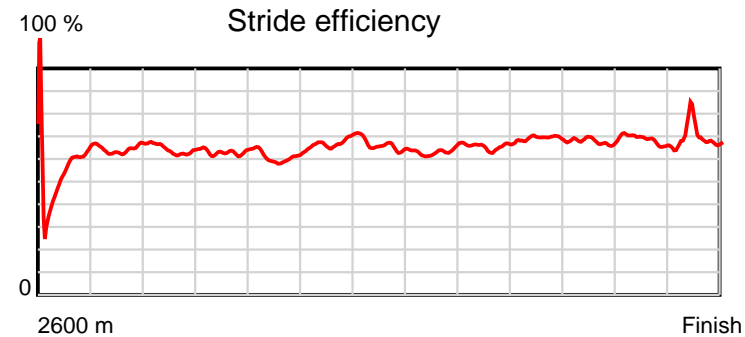
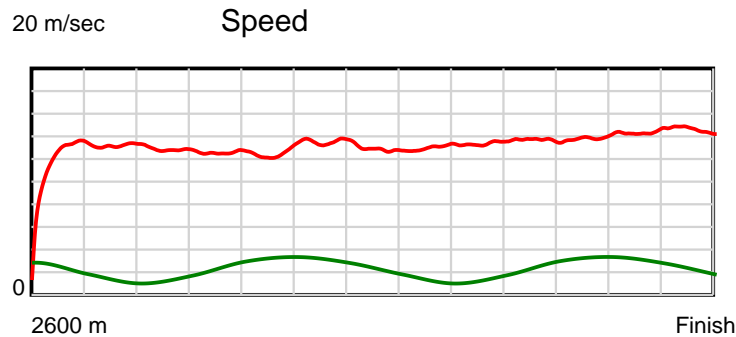
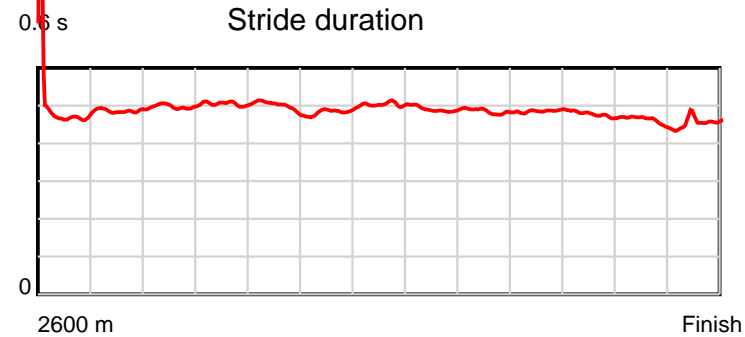
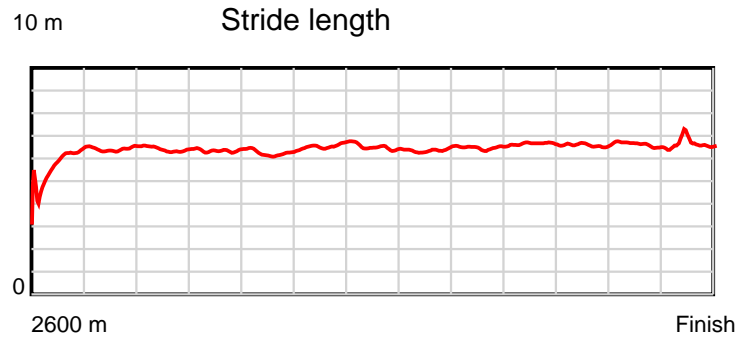
Disclaimer.

HRNZ and NZMTC and Thoroughbred Ratings Pty Ltd accepts no responsibility for the completeness or accuracy of any of the information contained herein, and makes no representations about its suitability for any particular purpose. Users should make their own judgements about those matters and/or seek independent advice. You assume all risks associated with use of the data provided on this page.

Race Results

July 19, 2020, Race 3, XCM SPORT HANDICAP PACE, Distance 2600m, Addington - Survey 3200m

Result	TAB no.	Horse (Barrier)	2200m to	2000m to	1800m to	1600m to	1400m to	1200m to	1000m to	800m to	600m to	400m to	200m to	Total or	Margin
2nd	7	Jimmy Cannon (8)	2000m	1800m	1600m	1400m	1200m	1000m	800m	600m	400m	200m	WP	Average	
		Position in running (margin)	4(8.2)	4(7.2)	4(7.0)	5(7.4)	5(6.1)	5(6.6)	4(3.2)	4(2.5)	4(2.3)	3(1.5)	3(1.4)		0.00
		Sectional time (s)	15.69	15.86	16.03	14.83	15.50	15.49	15.27	14.66	14.78	14.13	13.66		
		Cumulative time (s)	165.90	150.21	134.35	118.32	103.49	87.99	72.50	57.23	42.57	27.79	13.66	3:19.08	
		Speed (m/s)	12.75	12.61	12.48	13.49	12.90	12.91	13.10	13.64	13.53	14.15	14.64	13.06	
		Stride length (m)	6.34	6.37	6.23	6.52	6.50	6.32	6.35	6.63	6.44	6.47	6.69	6.37	
		Stride duration (s)	0.498	0.505	0.499	0.484	0.503	0.490	0.485	0.486	0.476	0.457	0.457	0.488	
		Stride efficiency (%)	62.90	63.41	60.62	66.48	65.94	62.44	62.96	68.67	64.73	65.45	69.84	63.36	
		Stride count	31.52	31.40	32.11	30.66	30.79	31.64	31.51	30.17	31.08	30.90	29.92	408.31	



Note: Horizontal distance axis grid lines are 200m furlongs.

Disclaimer.

HRNZ and NZMTC and Thoroughbred Ratings Pty Ltd accepts no responsibility for the completeness or accuracy of any of the information contained herein, and makes no representations about its suitability for any particular purpose. Users should make their own judgements about those matters and/or seek independent advice. You assume all risks associated with use of the data provided on this page.



Race Results



July 19, 2020, Race 3, XCM SPORT HANDICAP PACE, Distance 2600m, Addington - Survey 3200m

Result	TAB no.	Horse (Barrier)	2600 to	2400m to
3rd	3	The Kaik (4)	2400m	2200m
		Position in running (margin)	-	2(3.4)
		Sectional time (s)	16.93	15.14
		Cumulative time (s)	199.12	182.19
		Speed (m/s)	11.81	13.21
		Stride length (m)	5.37	6.01
		Stride duration (s)	0.458	0.455
		Stride efficiency (%)	45.07	56.46
		Stride count	37.24	33.27

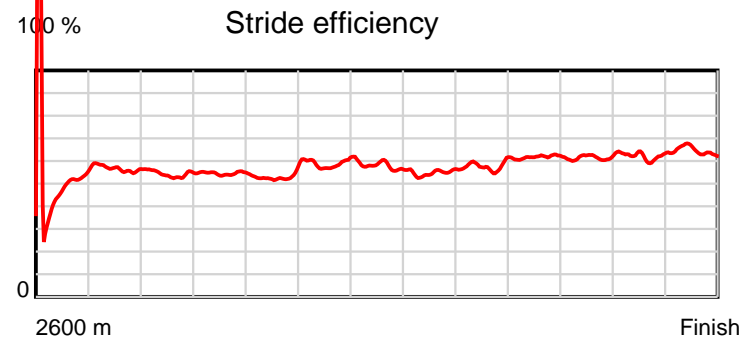
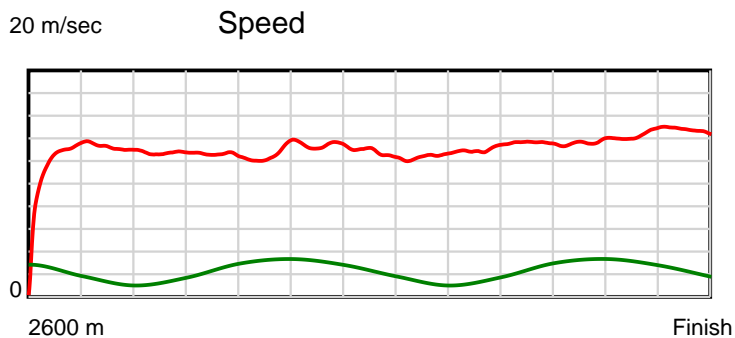
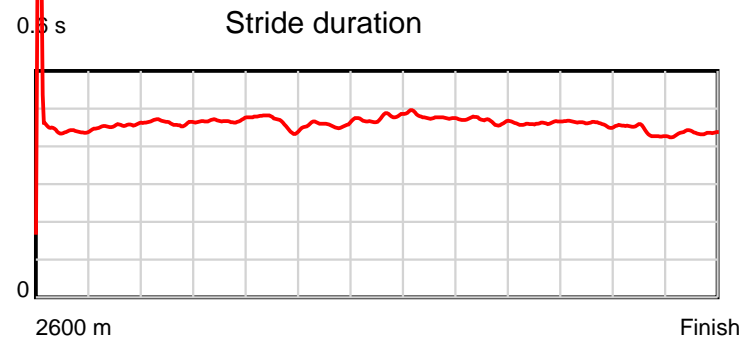
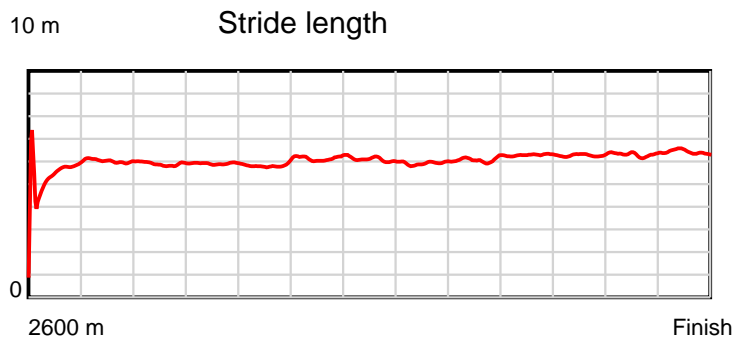
Disclaimer.

HRNZ and NZMTC and Thoroughbred Ratings Pty Ltd accepts no responsibility for the completeness or accuracy of any of the information contained herein, and makes no representations about its suitability for any particular purpose. Users should make their own judgements about those matters and/or seek independent advice. You assume all risks associated with use of the data provided on this page.

Race Results

July 19, 2020, Race 3, XCM SPORT HANDICAP PACE, Distance 2600m, Addington - Survey 3200m

Result	TAB no.	Horse (Barrier)	2200m to	2000m to	1800m to	1600m to	1400m to	1200m to	1000m to	800m to	600m to	400m to	200m to	Total or	Margin
3rd	3	The Kaik (4)	2000m	1800m	1600m	1400m	1200m	1000m	800m	600m	400m	200m	WP	Average	
		Position in running (margin)	2(2.4)	2(2.4)	2(2.0)	2(2.4)	3(2.0)	3(3.6)	5(3.6)	5(4.3)	5(4.3)	7(3.6)	5(2.7)		0.30
		Sectional time (s)	15.86	15.83	16.02	14.97	15.70	16.06	15.50	14.69	14.80	14.00	13.62		
		Cumulative time (s)	167.05	151.19	135.36	119.34	104.37	88.67	72.61	57.11	42.42	27.62	13.62	3:19.12	
		Speed (m/s)	12.61	12.63	12.48	13.36	12.74	12.45	12.90	13.61	13.51	14.29	14.68	13.06	
		Stride length (m)	5.84	5.92	5.80	6.12	6.06	5.96	6.04	6.28	6.22	6.30	6.40	6.01	
		Stride duration (s)	0.463	0.468	0.465	0.458	0.476	0.479	0.468	0.462	0.460	0.441	0.435	0.461	
		Stride efficiency (%)	53.27	54.71	52.56	58.58	57.38	55.58	57.01	61.67	60.47	62.02	63.92	56.50	
		Stride count	34.25	33.80	34.49	32.66	33.01	33.54	33.11	31.84	32.15	31.75	31.27	432.38	



Note: Horizontal distance axis grid lines are 200m furlongs.

Disclaimer.

HRNZ and NZMTC and Thoroughbred Ratings Pty Ltd accepts no responsibility for the completeness or accuracy of any of the information contained herein, and makes no representations about its suitability for any particular purpose. Users should make their own judgements about those matters and/or seek independent advice. You assume all risks associated with use of the data provided on this page.



Race Results



July 19, 2020, Race 3, XCM SPORT HANDICAP PACE, Distance 2600m, Addington - Survey 3200m

Result	TAB no.	Horse (Barrier)	2600 to	2400m to
4th	2	Lennox Bromac (3)	2400m	2200m
		Position in running (margin)	-	5(12.5)
		Sectional time (s)	18.50	15.05
		Cumulative time (s)	199.78	181.28
		Speed (m/s)	10.81	13.29
		Stride length (m)	4.96	6.09
		Stride duration (s)	0.454	0.458
		Stride efficiency (%)	38.39	57.98
		Stride count	40.35	32.83

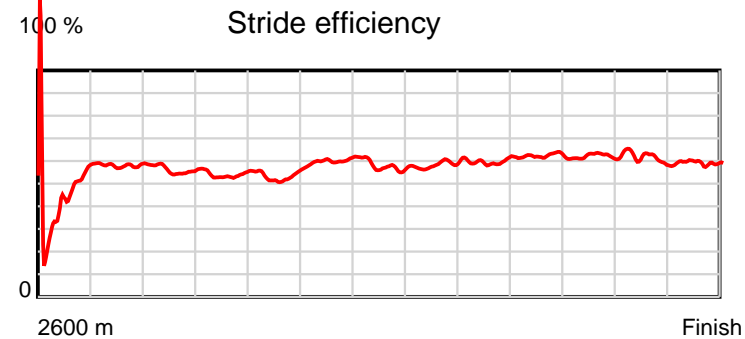
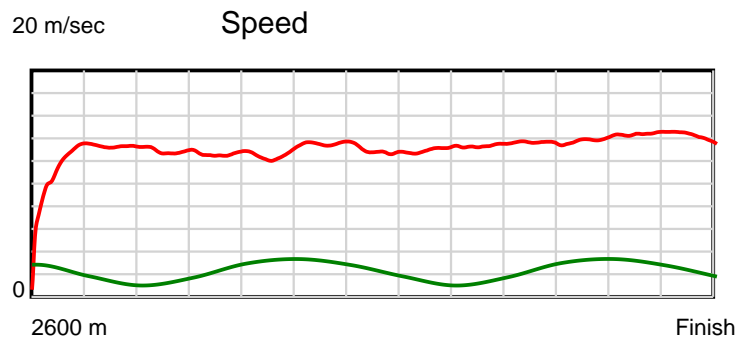
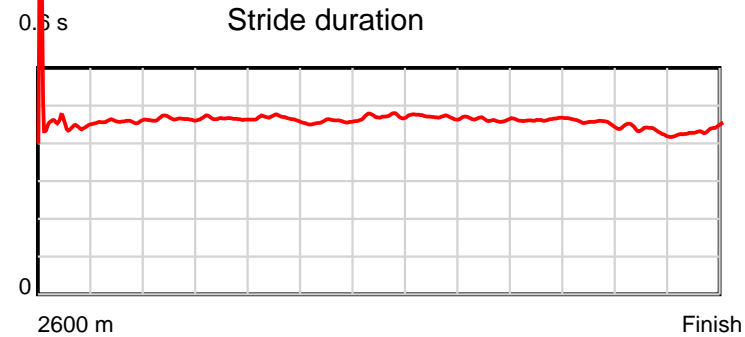
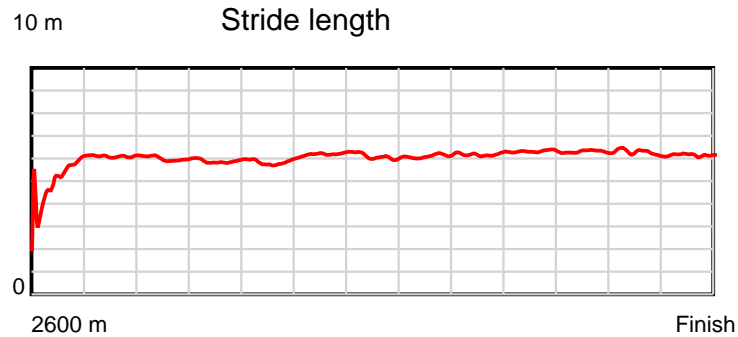
Disclaimer.

HRNZ and NZMTC and Thoroughbred Ratings Pty Ltd accepts no responsibility for the completeness or accuracy of any of the information contained herein, and makes no representations about its suitability for any particular purpose. Users should make their own judgements about those matters and/or seek independent advice. You assume all risks associated with use of the data provided on this page.

Race Results

July 19, 2020, Race 3, XCM SPORT HANDICAP PACE, Distance 2600m, Addington - Survey 3200m

Result	TAB no.	Horse (Barrier)	2200m to	2000m to	1800m to	1600m to	1400m to	1200m to	1000m to	800m to	600m to	400m to	200m to	Total or	Margin
4th	2	Lennox Bromac (3)	2000m	1800m	1600m	1400m	1200m	1000m	800m	600m	400m	200m	WP	Average	
		Position in running (margin)	5(11.0)	5(9.5)	5(9.2)	6(9.8)	6(8.2)	6(8.4)	6(5.3)	6(4.8)	6(4.5)	6(2.8)	6(3.0)		4.00
		Sectional time (s)	15.62	15.83	16.07	14.76	15.47	15.52	15.32	14.65	14.63	14.18	14.18		
		Cumulative time (s)	166.23	150.61	134.78	118.71	103.95	88.48	72.96	57.64	42.99	28.36	14.18	3:19.78	
		Speed (m/s)	12.80	12.63	12.45	13.55	12.93	12.89	13.05	13.65	13.67	14.10	14.10	13.01	
		Stride length (m)	5.95	5.89	5.81	6.19	6.10	6.06	6.05	6.32	6.21	6.13	6.14	5.97	
		Stride duration (s)	0.465	0.466	0.467	0.457	0.472	0.471	0.464	0.463	0.454	0.434	0.436	0.459	
		Stride efficiency (%)	55.32	54.13	52.79	59.95	58.13	57.48	57.22	62.44	60.20	58.68	58.93	55.73	
		Stride count	33.61	33.98	34.41	32.29	32.79	32.98	33.05	31.64	32.22	32.64	32.57	435.36	



Note: Horizontal distance axis grid lines are 200m furlongs.

Disclaimer.

HRNZ and NZMTC and Thoroughbred Ratings Pty Ltd accepts no responsibility for the completeness or accuracy of any of the information contained herein, and makes no representations about its suitability for any particular purpose. Users should make their own judgements about those matters and/or seek independent advice. You assume all risks associated with use of the data provided on this page.



Race Results



July 19, 2020, Race 3, XCM SPORT HANDICAP PACE, Distance 2600m, Addington - Survey 3200m

Result	TAB no.	Horse (Barrier)	2600 to	2400m to
5th	6	Darryl Kerriga... (7)	2400m	2200m
		Position in running (margin)	-	3(7.8)
		Sectional time (s)	17.52	14.94
		Cumulative time (s)	200.15	182.63
		Speed (m/s)	11.42	13.39
		Stride length (m)	5.58	6.02
		Stride duration (s)	0.487	0.450
		Stride efficiency (%)	48.60	56.56
		Stride count	35.86	33.24

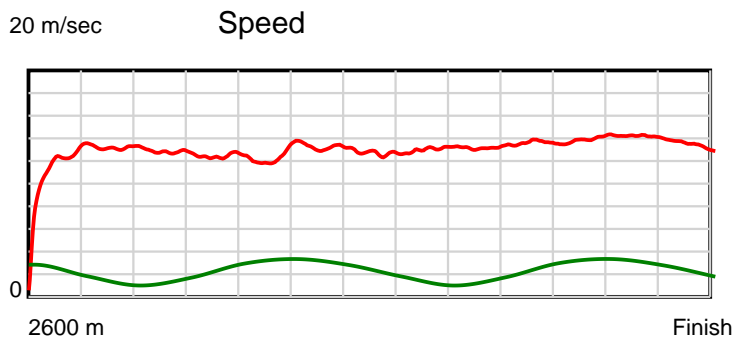
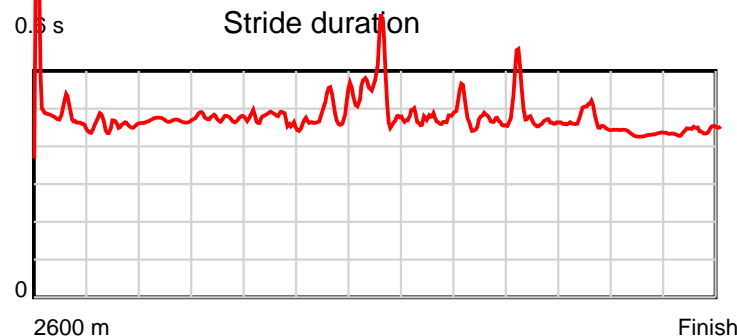
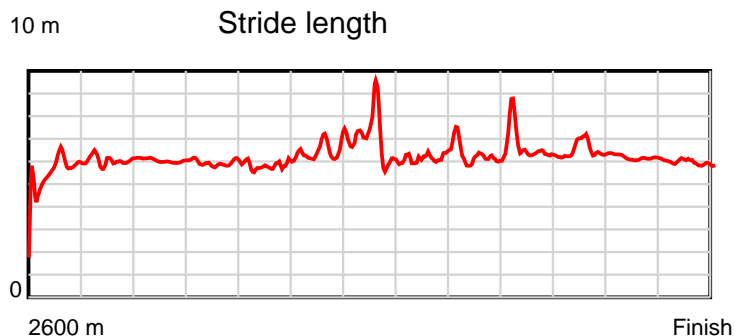
Disclaimer.

HRNZ and NZMTC and Thoroughbred Ratings Pty Ltd accepts no responsibility for the completeness or accuracy of any of the information contained herein, and makes no representations about its suitability for any particular purpose. Users should make their own judgements about those matters and/or seek independent advice. You assume all risks associated with use of the data provided on this page.

Race Results

July 19, 2020, Race 3, XCM SPORT HANDICAP PACE, Distance 2600m, Addington - Survey 3200m

Result	TAB no.	Horse (Barrier)	2200m to	2000m to	1800m to	1600m to	1400m to	1200m to	1000m to	800m to	600m to	400m to	200m to	Total or	Margin
5th	6	Darryl Kerriga... (7)	2000m	1800m	1600m	1400m	1200m	1000m	800m	600m	400m	200m	WP	Average	
		Position in running (margin)	3(5.6)	3(4.4)	3(3.7)	4(4.8)	4(4.4)	4(4.8)	3(2.0)	2(0.4)	1(0.0)	1(0.0)	2(1.4)		6.10
		Sectional time (s)	15.66	15.77	16.15	14.98	15.48	15.59	15.13	14.62	14.91	14.38	15.02		
		Cumulative time (s)	167.69	152.03	136.26	120.11	105.13	89.65	74.06	58.93	44.31	29.40	15.02	3:20.15	
		Speed (m/s)	12.77	12.68	12.38	13.35	12.92	12.83	13.22	13.68	13.41	13.91	13.32	12.99	
		Stride length (m)	5.99	5.92	5.67	6.34	6.61	5.85	6.06	6.59	6.17	6.03	5.78	6.03	
		Stride duration (s)	0.469	0.467	0.458	0.475	0.512	0.456	0.458	0.482	0.460	0.434	0.434	0.464	
		Stride efficiency (%)	56.02	54.85	50.19	62.89	68.37	53.48	57.33	67.81	59.55	56.82	52.15	56.85	
		Stride count	33.40	33.76	35.29	31.53	30.24	34.19	33.02	30.36	32.40	33.17	34.62	431.08	



Note: Horizontal distance axis grid lines are 200m furlongs.

Disclaimer.

HRNZ and NZMTC and Thoroughbred Ratings Pty Ltd accepts no responsibility for the completeness or accuracy of any of the information contained herein, and makes no representations about its suitability for any particular purpose. Users should make their own judgements about those matters and/or seek independent advice. You assume all risks associated with use of the data provided on this page.



Race Results



July 19, 2020, Race 3, XCM SPORT HANDICAP PACE, Distance 2600m, Addington - Survey 3200m

Result	TAB no.	Horse (Barrier)	2600 to	2400m to
6th	5	Pats Dragon (6)	2400m	2200m
		Position in running (margin)	-	1(0.0)
		Sectional time (s)	16.45	15.31
		Cumulative time (s)	200.17	183.72
		Speed (m/s)	12.16	13.06
		Stride length (m)	5.14	5.47
		Stride duration (s)	0.402	0.418
		Stride efficiency (%)	41.21	46.70
		Stride count	38.94	36.58

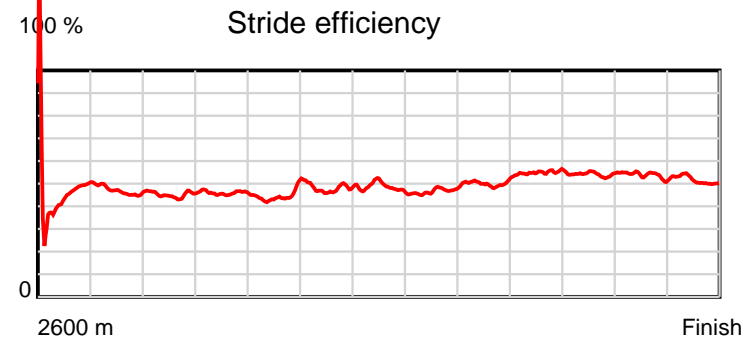
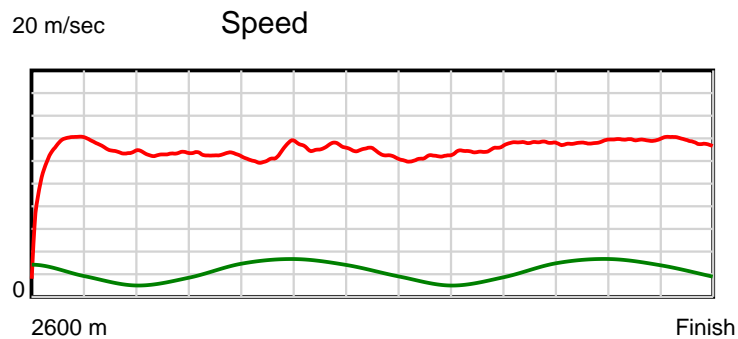
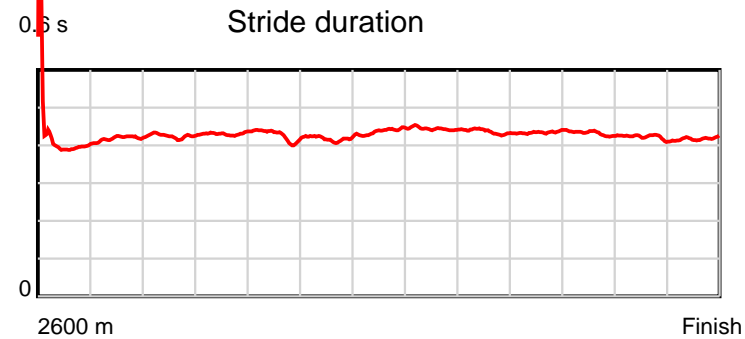
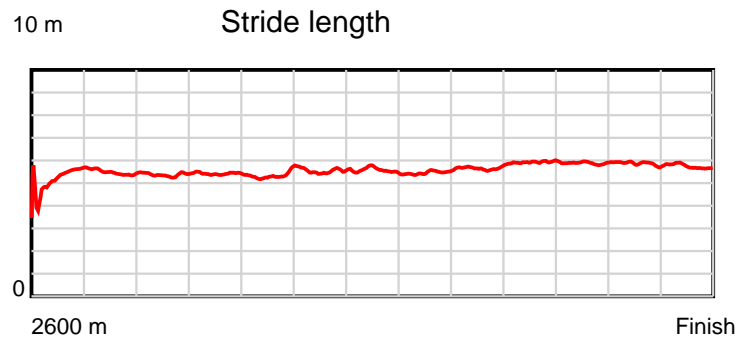
Disclaimer.

HRNZ and NZMTC and Thoroughbred Ratings Pty Ltd accepts no responsibility for the completeness or accuracy of any of the information contained herein, and makes no representations about its suitability for any particular purpose. Users should make their own judgements about those matters and/or seek independent advice. You assume all risks associated with use of the data provided on this page.

Race Results

July 19, 2020, Race 3, XCM SPORT HANDICAP PACE, Distance 2600m, Addington - Survey 3200m

Result	TAB no.	Horse (Barrier)	2200m to	2000m to	1800m to	1600m to	1400m to	1200m to	1000m to	800m to	600m to	400m to	200m to	Total or	Margin
6th	5	Pats Dragon (6)	2000m	1800m	1600m	1400m	1200m	1000m	800m	600m	400m	200m	WP	Average	
		Position in running (margin)	1(0.0)	1(0.0)	1(0.0)	1(0.0)	2(0.1)	2(1.3)	2(1.6)	3(2.1)	3(2.1)	4(1.6)	7(3.4)		6.20
		Sectional time (s)	15.86	15.89	15.96	15.06	15.62	16.09	15.48	14.70	14.82	14.46	14.47		
		Cumulative time (s)	168.41	152.55	136.66	120.70	105.64	90.02	73.93	58.45	43.75	28.93	14.47	3:20.17	
		Speed (m/s)	12.61	12.59	12.53	13.28	12.80	12.43	12.92	13.61	13.50	13.83	13.82	12.99	
		Stride length (m)	5.36	5.42	5.35	5.56	5.59	5.52	5.64	5.91	5.82	5.84	5.78	5.56	
		Stride duration (s)	0.425	0.430	0.427	0.419	0.437	0.444	0.436	0.434	0.431	0.422	0.418	0.428	
		Stride efficiency (%)	44.92	45.90	44.65	48.29	48.91	47.61	49.67	54.55	52.99	53.30	52.27	48.32	
		Stride count	37.30	36.90	37.41	35.98	35.75	36.23	35.47	33.85	34.34	34.25	34.58	467.58	



Note: Horizontal distance axis grid lines are 200m furlongs.

Disclaimer.

HRNZ and NZMTC and Thoroughbred Ratings Pty Ltd accepts no responsibility for the completeness or accuracy of any of the information contained herein, and makes no representations about its suitability for any particular purpose. Users should make their own judgements about those matters and/or seek independent advice. You assume all risks associated with use of the data provided on this page.



Race Results



July 19, 2020, Race 3, XCM SPORT HANDICAP PACE, Distance 2600m, Addington - Survey 3200m

Result	TAB no.	Horse (Barrier)	2600 to	2400m to
7th	10	Stick Man (2)	2400m	2200m
		Position in running (margin)	-	7(15.6)
		Sectional time (s)	18.69	15.09
		Cumulative time (s)	200.38	181.69
		Speed (m/s)	10.70	13.25
		Stride length (m)	5.26	5.95
		Stride duration (s)	0.432	0.449
		Stride efficiency (%)	43.29	55.29
		Stride count	38.00	33.62

Disclaimer.

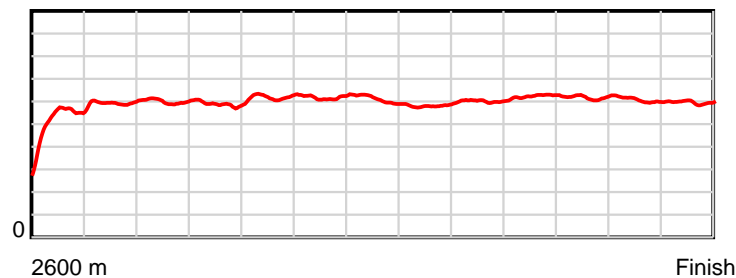
HRNZ and NZMTC and Thoroughbred Ratings Pty Ltd accepts no responsibility for the completeness or accuracy of any of the information contained herein, and makes no representations about its suitability for any particular purpose. Users should make their own judgements about those matters and/or seek independent advice. You assume all risks associated with use of the data provided on this page.

Race Results

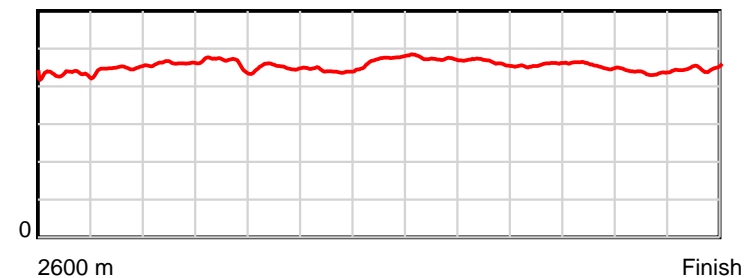
July 19, 2020, Race 3, XCM SPORT HANDICAP PACE, Distance 2600m, Addington - Survey 3200m

Result	TAB no.	Horse (Barrier)	2200m to	2000m to	1800m to	1600m to	1400m to	1200m to	1000m to	800m to	600m to	400m to	200m to	Total or	Margin
7th	10	Stick Man (2)	2000m	1800m	1600m	1400m	1200m	1000m	800m	600m	400m	200m	WP	Average	
		Position in running (margin)	6(14.2)	6(11.5)	6(9.9)	3(3.7)	1(0.0)	1(0.0)	1(0.0)	1(0.0)	2(0.0)	2(0.4)	4(2.6)		7.50
		Sectional time (s)	15.40	15.62	14.93	14.43	15.43	16.05	15.40	14.70	14.97	14.52	15.15		
		Cumulative time (s)	166.60	151.20	135.58	120.65	106.22	90.79	74.74	59.34	44.64	29.67	15.15	3:20.38	
		Speed (m/s)	12.99	12.80	13.40	13.86	12.96	12.46	12.99	13.61	13.36	13.77	13.20	12.98	
		Stride length (m)	5.98	5.93	6.04	6.12	6.12	5.90	6.03	6.22	6.08	6.02	5.93	5.96	
		Stride duration (s)	0.461	0.463	0.451	0.442	0.472	0.473	0.464	0.457	0.455	0.437	0.449	0.459	
		Stride efficiency (%)	55.95	55.01	57.02	58.62	58.55	54.34	56.80	60.48	57.75	56.67	54.98	55.50	
		Stride count	33.43	33.71	33.11	32.65	32.67	33.92	33.17	32.15	32.90	33.21	33.72	436.26	

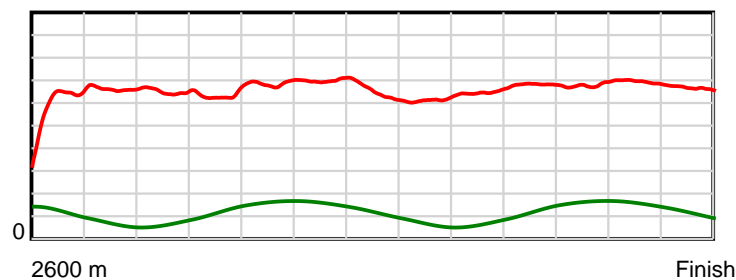
10 m Stride length



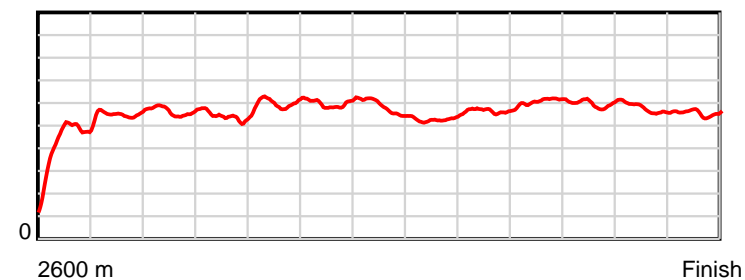
0.6 s Stride duration



20 m/sec Speed



100 % Stride efficiency



Note: Horizontal distance axis grid lines are 200m furlongs.

Disclaimer.

HRNZ and NZMTC and Thoroughbred Ratings Pty Ltd accepts no responsibility for the completeness or accuracy of any of the information contained herein, and makes no representations about its suitability for any particular purpose. Users should make their own judgements about those matters and/or seek independent advice. You assume all risks associated with use of the data provided on this page.



Race Results



July 19, 2020, Race 3, XCM SPORT HANDICAP PACE, Distance 2600m, Addington - Survey 3200m

Result	TAB no.	Horse (Barrier)	2600 to	2400m to
8th	8	Dynamite (9)	2400m	2200m
		Position in running (margin)	-	6(14.7)
		Sectional time (s)	18.65	15.98
		Cumulative time (s)	201.54	182.89
		Speed (m/s)	10.72	12.52
		Stride length (m)	5.02	5.46
		Stride duration (s)	0.437	0.436
		Stride efficiency (%)	39.45	46.52
		Stride count	39.81	36.65

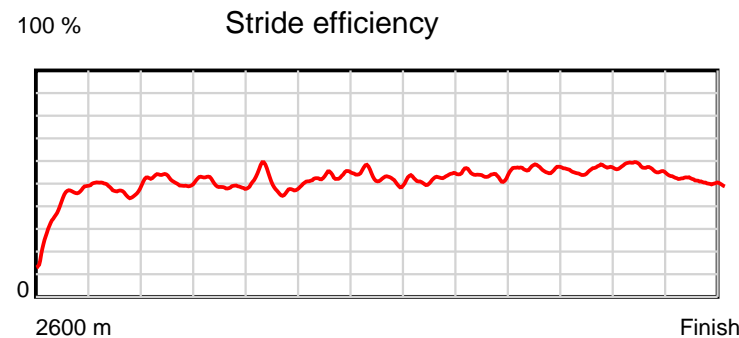
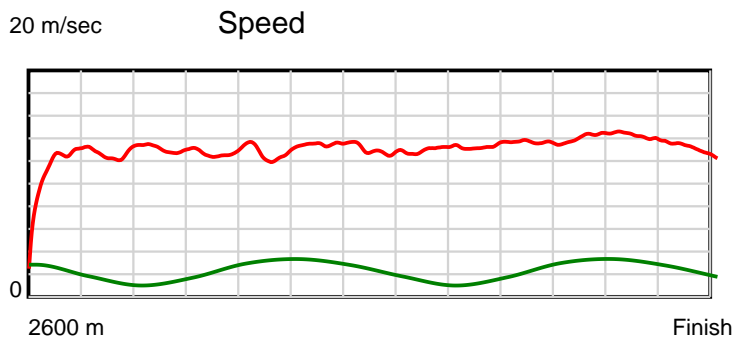
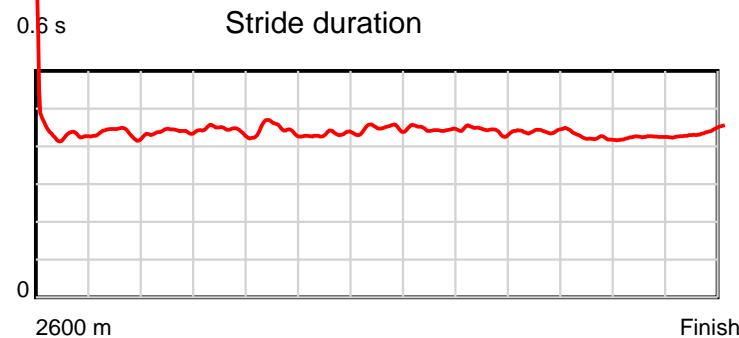
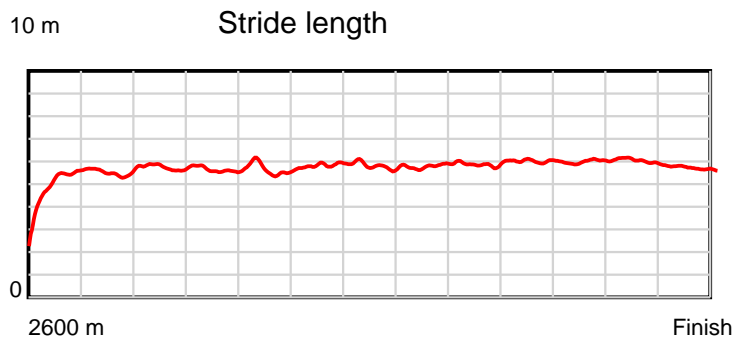
Disclaimer.

HRNZ and NZMTC and Thoroughbred Ratings Pty Ltd accepts no responsibility for the completeness or accuracy of any of the information contained herein, and makes no representations about its suitability for any particular purpose. Users should make their own judgements about those matters and/or seek independent advice. You assume all risks associated with use of the data provided on this page.

Race Results

July 19, 2020, Race 3, XCM SPORT HANDICAP PACE, Distance 2600m, Addington - Survey 3200m

Result	TAB no.	Horse (Barrier)	2200m to	2000m to	1800m to	1600m to	1400m to	1200m to	1000m to	800m to	600m to	400m to	200m to	Total or	Margin
8th	8	Dynamite (9)	2000m	1800m	1600m	1400m	1200m	1000m	800m	600m	400m	200m	WP	Average	
		Position in running (margin)	8(18.7)	8(15.9)	8(14.7)	8(14.5)	8(12.6)	8(12.6)	8(7.3)	9(7.4)	9(7.4)	8(6.7)	8(8.0)		14.10
		Sectional time (s)	15.40	15.69	15.93	14.72	15.43	15.17	15.42	14.68	14.80	14.38	15.29		
		Cumulative time (s)	166.91	151.51	135.82	119.89	105.17	89.74	74.57	59.15	44.47	29.67	15.29	3:21.54	
		Speed (m/s)	12.99	12.75	12.55	13.59	12.96	13.18	12.97	13.62	13.51	13.91	13.08	12.90	
		Stride length (m)	5.70	5.66	5.59	5.87	5.81	5.88	5.74	6.01	5.73	5.91	5.74	5.69	
		Stride duration (s)	0.439	0.444	0.445	0.432	0.448	0.446	0.443	0.441	0.424	0.425	0.438	0.441	
		Stride efficiency (%)	50.85	50.09	48.91	53.85	52.75	53.98	51.55	56.36	51.23	54.54	51.41	50.61	
		Stride count	35.06	35.32	35.75	34.07	34.42	34.03	34.82	33.30	34.93	33.85	34.87	456.88	



Note: Horizontal distance axis grid lines are 200m furlongs.

Disclaimer.

HRNZ and NZMTC and Thoroughbred Ratings Pty Ltd accepts no responsibility for the completeness or accuracy of any of the information contained herein, and makes no representations about its suitability for any particular purpose. Users should make their own judgements about those matters and/or seek independent advice. You assume all risks associated with use of the data provided on this page.



Race Results



July 19, 2020, Race 3, XCM SPORT HANDICAP PACE, Distance 2600m, Addington - Survey 3200m

Result	TAB no.	Horse (Barrier)	2600 to	2400m to
9th	4	Beau Major (5)	2400m	2200m
		Position in running (margin)	-	9(26.4)
		Sectional time (s)	20.78	15.03
		Cumulative time (s)	204.83	184.05
		Speed (m/s)	9.62	13.31
		Stride length (m)	4.08	5.96
		Stride duration (s)	0.423	0.448
		Stride efficiency (%)	25.98	55.46
		Stride count	49.05	33.57

Disclaimer.

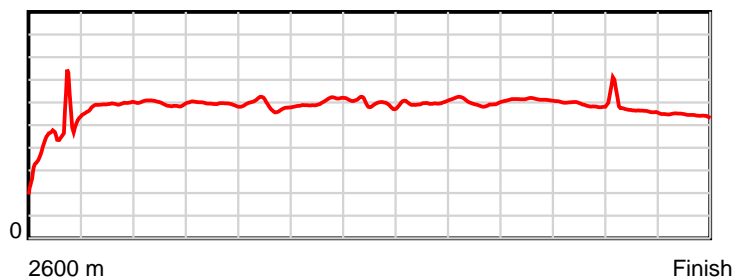
HRNZ and NZMTC and Thoroughbred Ratings Pty Ltd accepts no responsibility for the completeness or accuracy of any of the information contained herein, and makes no representations about its suitability for any particular purpose. Users should make their own judgements about those matters and/or seek independent advice. You assume all risks associated with use of the data provided on this page.

Race Results

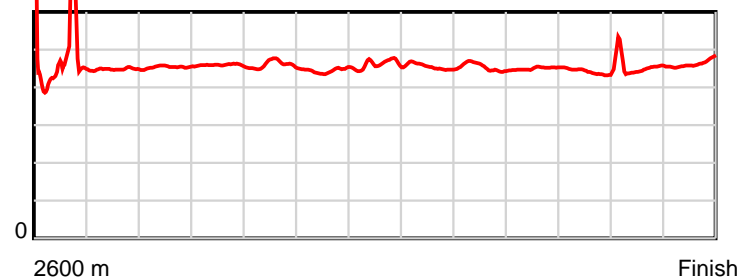
July 19, 2020, Race 3, XCM SPORT HANDICAP PACE, Distance 2600m, Addington - Survey 3200m

Result	TAB no.	Horse (Barrier)	2200m to	2000m to	1800m to	1600m to	1400m to	1200m to	1000m to	800m to	600m to	400m to	200m to	Total or	Margin
9th	4	Beau Major (5)	2000m	1800m	1600m	1400m	1200m	1000m	800m	600m	400m	200m	WP	Average	
		Position in running (margin)	9(24.7)	9(21.4)	9(18.4)	9(17.1)	9(14.7)	9(14.8)	9(8.7)	8(7.0)	8(6.6)	9(7.0)	9(16.7)		32.90
		Sectional time (s)	15.31	15.39	15.74	14.64	15.44	15.03	15.12	14.62	14.99	15.76	16.98		
		Cumulative time (s)	169.02	153.71	138.32	122.58	107.94	92.50	77.47	62.35	47.73	32.74	16.98	3:24.83	
		Speed (m/s)	13.06	13.00	12.71	13.66	12.95	13.31	13.23	13.68	13.34	12.69	11.78	12.69	
		Stride length (m)	5.92	5.97	5.85	6.08	5.97	6.05	6.00	6.16	5.87	5.74	5.48	5.72	
		Stride duration (s)	0.454	0.459	0.460	0.445	0.461	0.455	0.454	0.450	0.440	0.452	0.465	0.450	
		Stride efficiency (%)	54.84	55.67	53.43	57.69	55.78	57.17	56.32	59.34	53.89	51.48	46.88	51.08	
		Stride count	33.76	33.51	34.20	32.92	33.47	33.07	33.32	32.46	34.06	34.85	36.51	454.75	

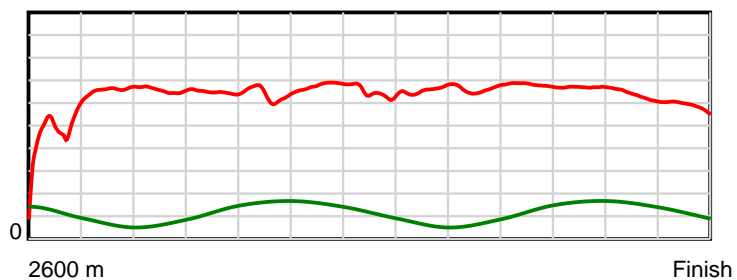
10 m Stride length



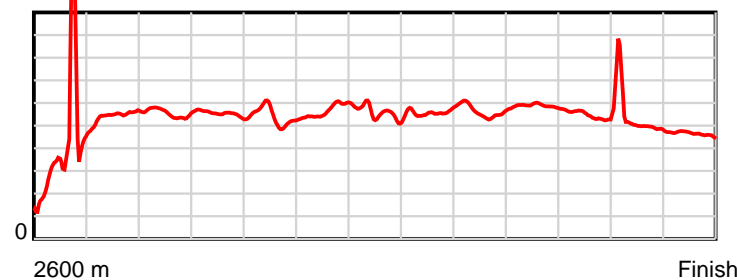
0.6 s Stride duration



20 m/sec Speed



100 % Stride efficiency



Note: Horizontal distance axis grid lines are 200m furlongs.

Disclaimer.

HRNZ and NZMTC and Thoroughbred Ratings Pty Ltd accepts no responsibility for the completeness or accuracy of any of the information contained herein, and makes no representations about its suitability for any particular purpose. Users should make their own judgements about those matters and/or seek independent advice. You assume all risks associated with use of the data provided on this page.