



Race Results

NZ Metropolitan Trotting Club Inc, HRNZ, July 19, 2020

Compilation date: July 19, 2020, 2:24:19 PM (NZST)

Copyright © 2020 HRNZ and NZMTC. All rights reserved.

Trademarks.

StrideMASTER is a registered trademark of Thoroughbred Ratings Pty Ltd.

Disclaimer.

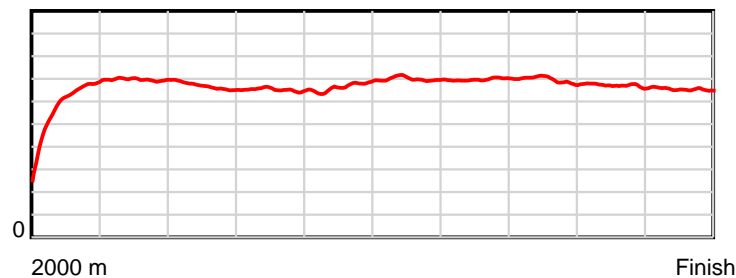
HRNZ and NZMTC and Thoroughbred Ratings Pty Ltd accepts no responsibility for the completeness or accuracy of any of the information contained herein, and makes no representations about its suitability for any particular purpose. Users should make their own judgements about those matters and/or seek independent advice. You assume all risks associated with use of the data provided on this page.

Race Results

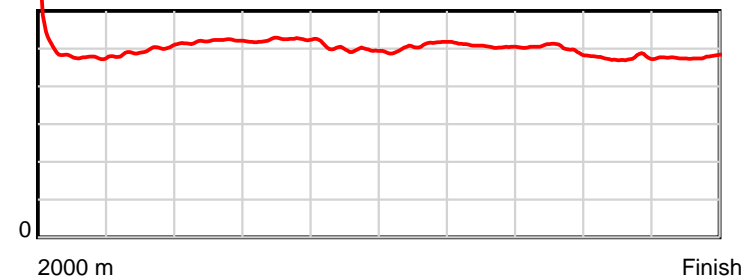
July 19, 2020, Race 4, TELTRAC COMMUNICATIONS PACE, Distance 2000m, Addington - Survey 3200m

Result	TAB no.	Horse (Barrier)	2000 to	1800m to	1600m to	1400m to	1200m to	1000m to	800m to	600m to	400m to	200m to	Total or	Margin
1st	6	Midfrew Luisia... (4)	1800m	1600m	1400m	1200m	1000m	800m	600m	400m	200m	WP	Average	
		Position in running (margin)	-	2(0.5)	1(0.0)	1(0.0)	1(0.0)	2(2.7)	2(2.3)	2(2.5)	2(2.0)	1(0.0)		0.00
		Sectional time (s)	17.06	14.49	15.70	16.12	14.99	14.57	14.56	14.58	14.42	14.48		
		Cumulative time (s)	150.97	133.91	119.42	103.72	87.60	72.61	58.04	43.48	28.90	14.48	2:30.97	
		Speed (m/s)	11.72	13.80	12.74	12.41	13.34	13.73	13.74	13.72	13.87	13.81	13.25	
		Stride length (m)	5.96	6.84	6.62	6.50	6.66	6.96	6.96	6.85	6.59	6.59	6.64	
		Stride duration (s)	0.491	0.496	0.520	0.524	0.499	0.507	0.506	0.499	0.475	0.478	0.501	
		Stride efficiency (%)	55.48	73.08	68.40	65.98	69.33	75.68	75.63	73.32	67.78	67.96	68.88	
		Stride count	33.57	29.25	30.23	30.78	30.03	28.74	28.75	29.20	30.37	30.33	301.25	

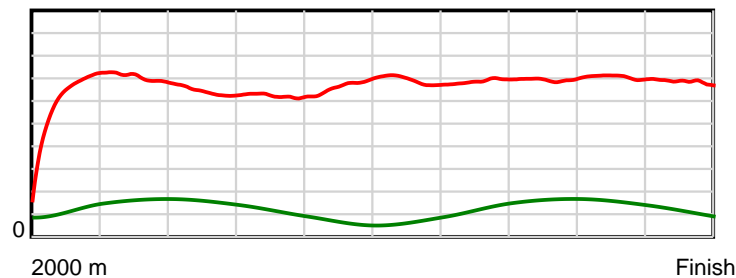
10 m Stride length



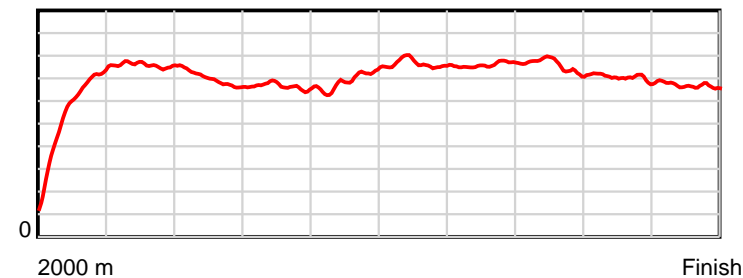
0.6 s Stride duration



20 m/sec Speed



100 % Stride efficiency



Note: Horizontal distance axis grid lines are 200m furlongs.

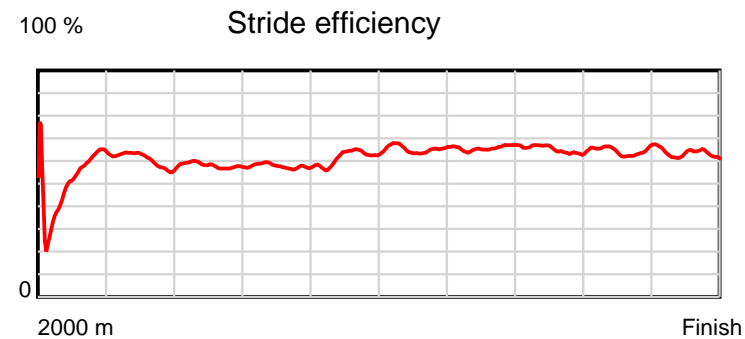
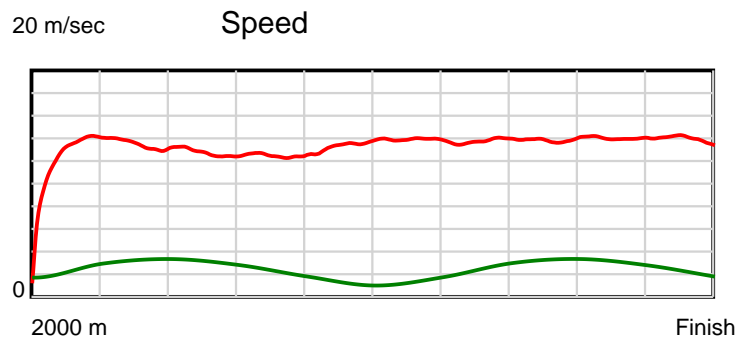
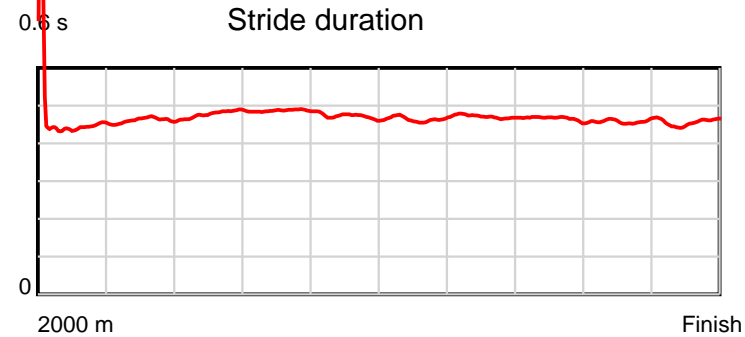
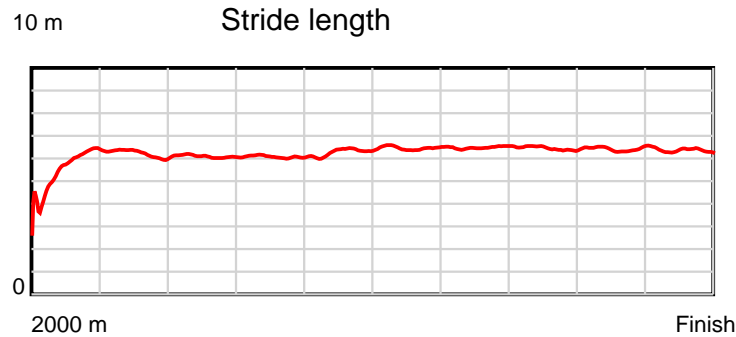
Disclaimer.

HRNZ and NZMTC and Thoroughbred Ratings Pty Ltd accepts no responsibility for the completeness or accuracy of any of the information contained herein, and makes no representations about its suitability for any particular purpose. Users should make their own judgements about those matters and/or seek independent advice. You assume all risks associated with use of the data provided on this page.

Race Results

July 19, 2020, Race 4, TELTRAC COMMUNICATIONS PACE, Distance 2000m, Addington - Survey 3200m

Result	TAB no.	Horse (Barrier)	2000 to	1800m to	1600m to	1400m to	1200m to	1000m to	800m to	600m to	400m to	200m to	Total or	Margin
2nd	5	Ashes To Ashes (3)	1800m	1600m	1400m	1200m	1000m	800m	600m	400m	200m	WP	Average	
		Position in running (margin)	-	1(0.0)	2(2.7)	2(2.9)	3(2.4)	3(5.5)	3(4.5)	3(4.6)	4(4.9)	2(2.4)		0.90
		Sectional time (s)	16.69	15.02	15.75	16.03	15.06	14.47	14.53	14.73	14.33	14.51		
		Cumulative time (s)	151.12	134.43	119.41	103.66	87.63	72.57	58.10	43.57	28.84	14.51	2:31.12	
		Speed (m/s)	11.98	13.32	12.70	12.48	13.28	13.82	13.76	13.58	13.96	13.78	13.23	
		Stride length (m)	5.45	6.14	6.08	6.08	6.25	6.43	6.48	6.32	6.40	6.29	6.18	
		Stride duration (s)	0.444	0.461	0.478	0.487	0.471	0.465	0.471	0.465	0.458	0.456	0.467	
		Stride efficiency (%)	46.49	58.94	57.69	57.69	61.03	64.53	65.59	62.41	63.98	61.78	59.62	
		Stride count	36.67	32.57	32.92	32.92	32.00	31.12	30.87	31.65	31.26	31.81	323.79	



Note: Horizontal distance axis grid lines are 200m furlongs.

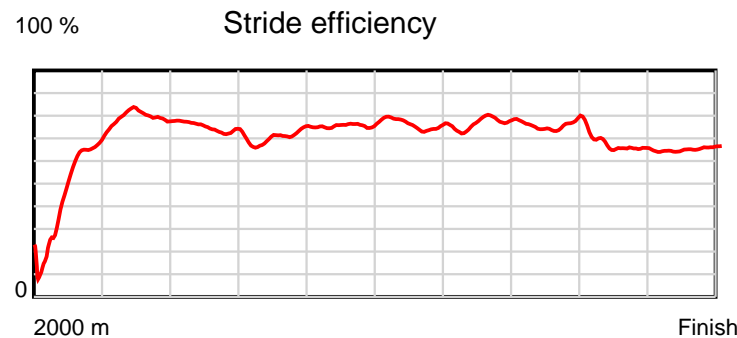
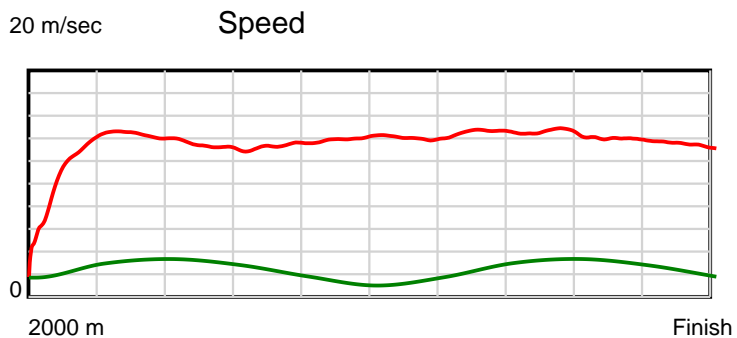
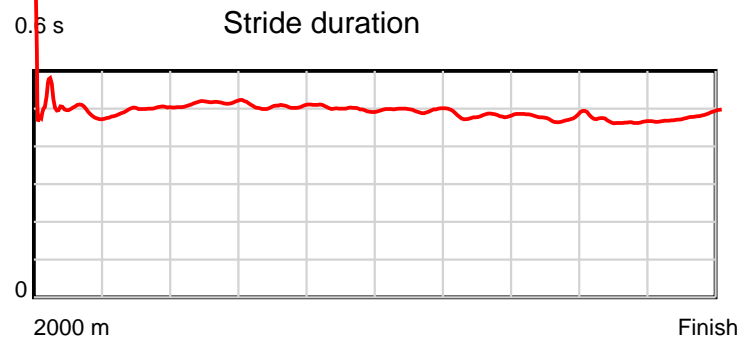
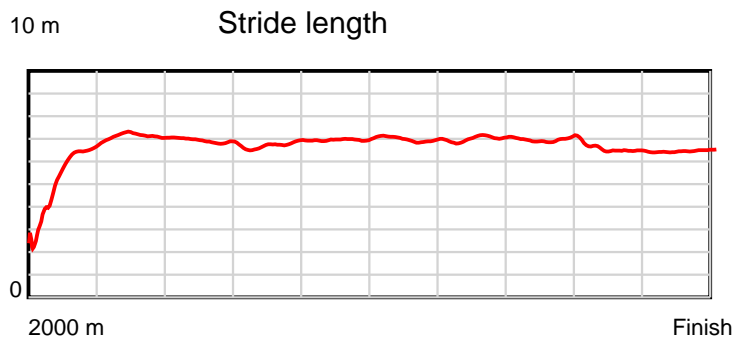
Disclaimer.

HRNZ and NZMTC and Thoroughbred Ratings Pty Ltd accepts no responsibility for the completeness or accuracy of any of the information contained herein, and makes no representations about its suitability for any particular purpose. Users should make their own judgements about those matters and/or seek independent advice. You assume all risks associated with use of the data provided on this page.

Race Results

July 19, 2020, Race 4, TELTRAC COMMUNICATIONS PACE, Distance 2000m, Addington - Survey 3200m

Result	TAB no.	Horse (Barrier)	2000 to	1800m to	1600m to	1400m to	1200m to	1000m to	800m to	600m to	400m to	200m to	Total or	Margin
3rd	11	Harrison (8)	1800m	1600m	1400m	1200m	1000m	800m	600m	400m	200m	WP	Average	
		Position in running (margin)	-	8(21.1)	7(19.4)	7(16.2)	6(9.9)	5(10.7)	5(10.3)	4(6.0)	3(2.9)	3(2.7)		4.40
		Sectional time (s)	20.30	14.29	15.16	15.09	14.66	14.57	13.80	14.15	14.72	14.99		
		Cumulative time (s)	151.73	131.43	117.14	101.98	86.89	72.23	57.66	43.86	29.71	14.99	2:31.73	
		Speed (m/s)	9.85	14.00	13.19	13.25	13.64	13.73	14.49	14.13	13.59	13.34	13.18	
		Stride length (m)	4.70	6.96	6.80	6.70	6.81	6.83	6.96	6.75	6.33	6.43	6.45	
		Stride duration (s)	0.482	0.497	0.515	0.505	0.500	0.497	0.480	0.478	0.466	0.482	0.489	
		Stride efficiency (%)	34.58	75.72	72.29	70.16	72.55	72.79	75.70	71.19	62.58	64.57	64.95	
		Stride count	42.52	28.73	29.40	29.85	29.35	29.30	28.74	29.63	31.60	31.11	310.23	



Note: Horizontal distance axis grid lines are 200m furlongs.

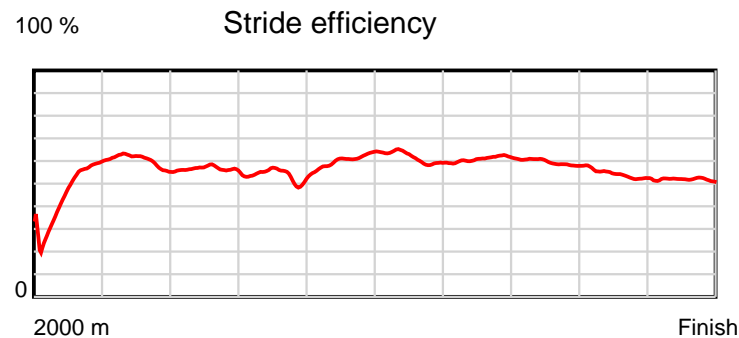
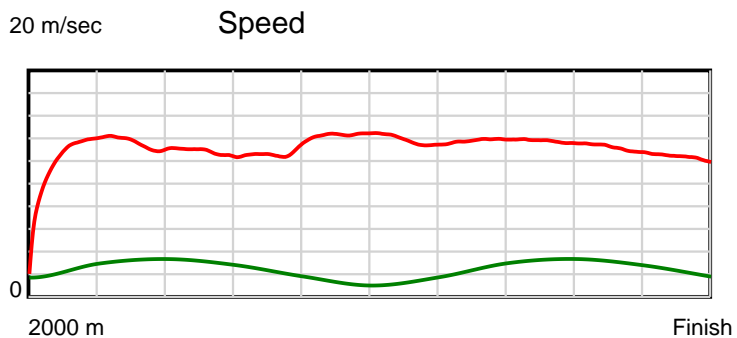
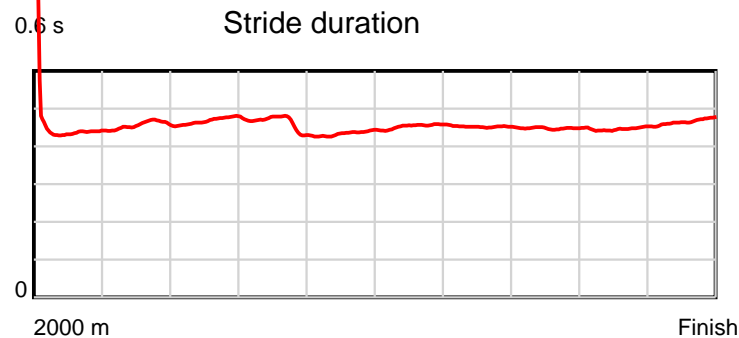
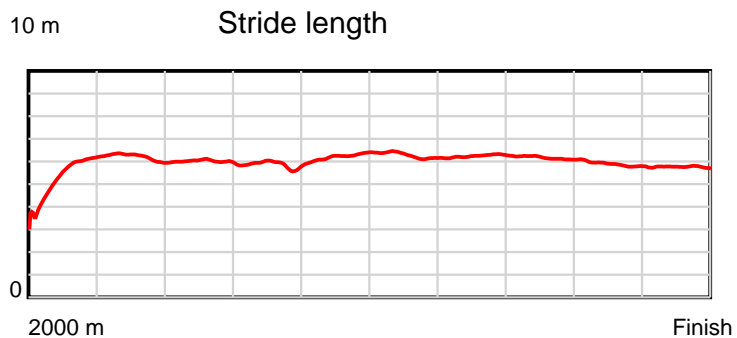
Disclaimer.

HRNZ and NZMTC and Thoroughbred Ratings Pty Ltd accepts no responsibility for the completeness or accuracy of any of the information contained herein, and makes no representations about its suitability for any particular purpose. Users should make their own judgements about those matters and/or seek independent advice. You assume all risks associated with use of the data provided on this page.

Race Results

July 19, 2020, Race 4, TELTRAC COMMUNICATIONS PACE, Distance 2000m, Addington - Survey 3200m

Result	TAB no.	Horse (Barrier)	2000 to	1800m to	1600m to	1400m to	1200m to	1000m to	800m to	600m to	400m to	200m to	Total or	Margin
4th	1	Mongolian Mars... (0)	1800m	1600m	1400m	1200m	1000m	800m	600m	400m	200m	WP	Average	
		Position in running (margin)	-	3(2.9)	3(4.5)	3(4.6)	2(2.2)	1(0.0)	1(0.0)	1(0.0)	1(0.0)	4(3.5)		12.30
		Sectional time (s)	17.39	14.84	15.72	15.72	14.17	14.64	14.52	14.66	15.33	16.14		
		Cumulative time (s)	153.13	135.74	120.90	105.18	89.46	75.29	60.65	46.13	31.47	16.14	2:33.13	
		Speed (m/s)	11.50	13.48	12.72	12.72	14.11	13.66	13.77	13.64	13.05	12.39	13.06	
		Stride length (m)	5.25	6.15	5.96	5.88	6.13	6.20	6.22	6.11	5.82	5.79	5.94	
		Stride duration (s)	0.443	0.457	0.468	0.462	0.434	0.454	0.452	0.448	0.446	0.467	0.455	
		Stride efficiency (%)	43.13	59.17	55.47	54.00	58.65	60.11	60.52	58.29	53.01	52.39	55.09	
		Stride count	38.07	32.50	33.57	34.02	32.65	32.25	32.14	32.75	34.34	34.54	336.83	



Note: Horizontal distance axis grid lines are 200m furlongs.

Disclaimer.

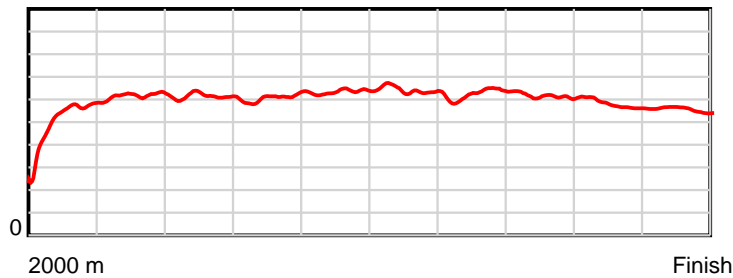
HRNZ and NZMTC and Thoroughbred Ratings Pty Ltd accepts no responsibility for the completeness or accuracy of any of the information contained herein, and makes no representations about its suitability for any particular purpose. Users should make their own judgements about those matters and/or seek independent advice. You assume all risks associated with use of the data provided on this page.

Race Results

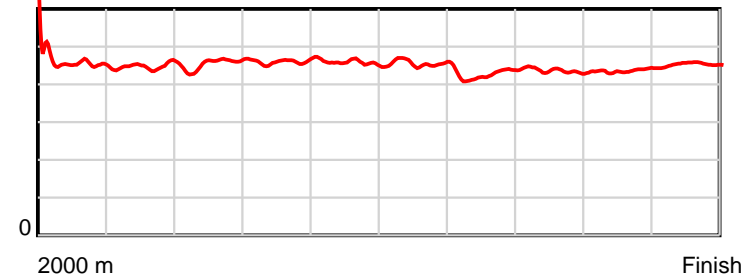
July 19, 2020, Race 4, TELTRAC COMMUNICATIONS PACE, Distance 2000m, Addington - Survey 3200m

Result	TAB no.	Horse (Barrier)	2000 to	1800m to	1600m to	1400m to	1200m to	1000m to	800m to	600m to	400m to	200m to	Total or	Margin
5th	10	Cristiano Bucc... (7)	1800m	1600m	1400m	1200m	1000m	800m	600m	400m	200m	WP	Average	
		Position in running (margin)	-	7(20.9)	8(22.1)	8(17.5)	8(11.7)	7(12.4)	7(12.3)	5(7.3)	5(7.1)	5(9.2)		18.90
		Sectional time (s)	20.25	14.78	14.94	15.15	14.66	14.61	13.68	14.63	15.11	16.47		
		Cumulative time (s)	154.28	134.03	119.25	104.31	89.16	74.50	59.89	46.21	31.58	16.47	2:34.28	
		Speed (m/s)	9.88	13.53	13.39	13.20	13.64	13.69	14.62	13.67	13.24	12.14	12.96	
		Stride length (m)	4.97	6.06	6.09	6.08	6.24	6.24	6.22	5.95	5.79	5.51	5.89	
		Stride duration (s)	0.458	0.448	0.455	0.460	0.457	0.456	0.425	0.435	0.437	0.453	0.454	
		Stride efficiency (%)	38.56	57.39	57.94	57.68	60.79	60.81	60.49	55.36	52.30	47.37	54.13	
		Stride count	40.26	33.00	32.85	32.92	32.07	32.06	32.15	33.60	34.57	36.33	339.81	

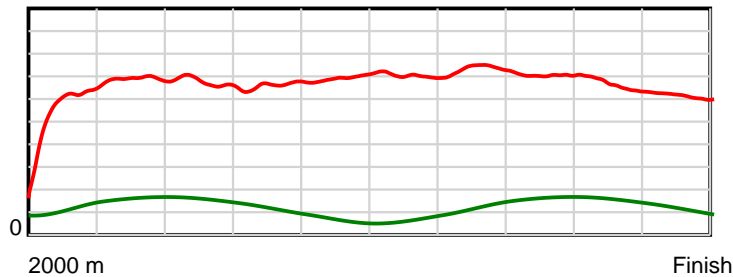
10 m Stride length



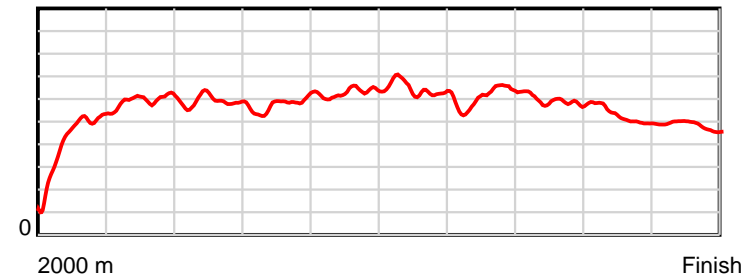
0.6 s Stride duration



20 m/sec Speed



100 % Stride efficiency



Note: Horizontal distance axis grid lines are 200m furlongs.

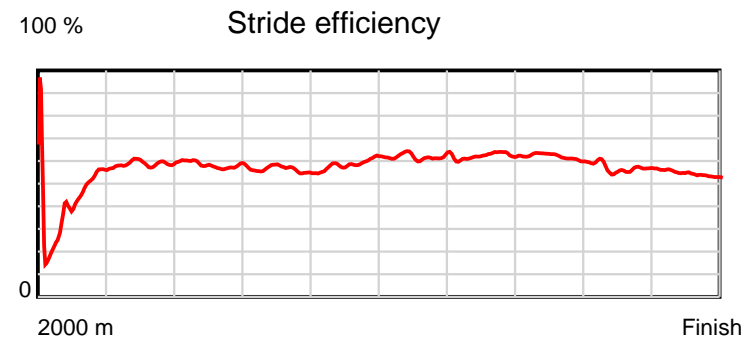
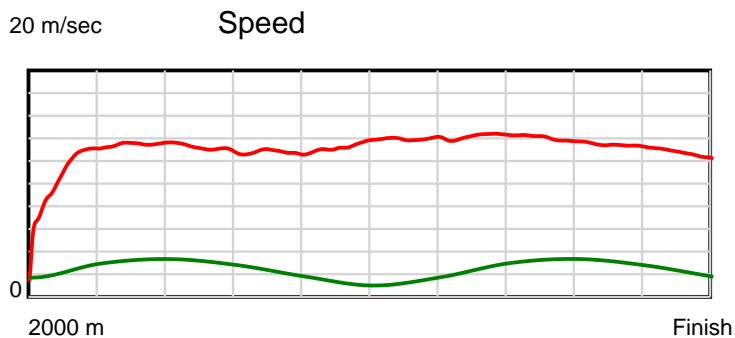
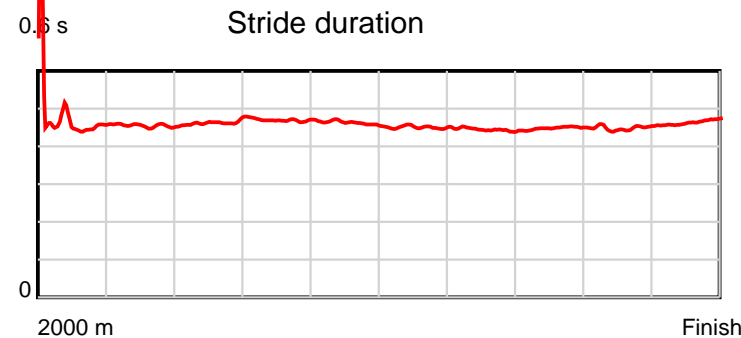
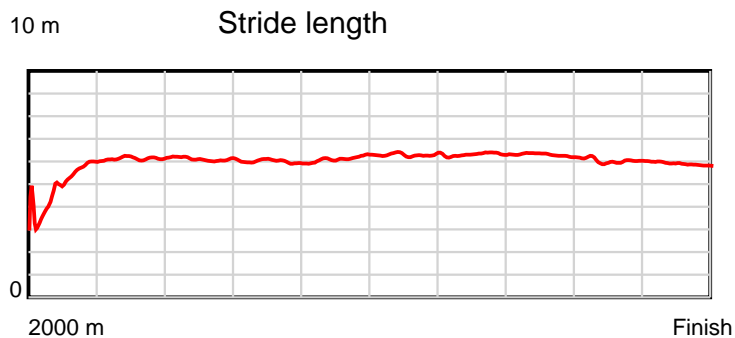
Disclaimer.

HRNZ and NZMTC and Thoroughbred Ratings Pty Ltd accepts no responsibility for the completeness or accuracy of any of the information contained herein, and makes no representations about its suitability for any particular purpose. Users should make their own judgements about those matters and/or seek independent advice. You assume all risks associated with use of the data provided on this page.

Race Results

July 19, 2020, Race 4, TELTRAC COMMUNICATIONS PACE, Distance 2000m, Addington - Survey 3200m

Result	TAB no.	Horse (Barrier)	2000 to 1800m	1800m to 1600m	1600m to 1400m	1400m to 1200m	1200m to 1000m	1000m to 800m	800m to 600m	600m to 400m	400m to 200m	200m to WP	Total or Average	Margin
6th	2	Bolzano (1)												
		Position in running (margin)	-	6(14.3)	6(16.6)	6(14.0)	7(11.2)	8(14.6)	8(14.2)	8(12.0)	8(10.8)	7(12.6)		19.00
		Sectional time (s)	19.32	14.96	15.26	15.66	15.10	14.57	14.15	14.47	15.04	15.76		
		Cumulative time (s)	154.29	134.97	120.01	104.75	89.09	73.99	59.42	45.27	30.80	15.76	2:34.29	
		Speed (m/s)	10.35	13.37	13.11	12.77	13.25	13.73	14.13	13.82	13.30	12.69	12.96	
		Stride length (m)	4.78	6.07	6.08	5.99	6.11	6.18	6.28	6.20	5.97	5.89	5.92	
		Stride duration (s)	0.456	0.454	0.464	0.469	0.462	0.450	0.444	0.449	0.449	0.464	0.457	
		Stride efficiency (%)	35.74	57.53	57.68	56.15	58.39	59.72	61.55	60.04	55.66	54.27	54.80	
		Stride count	41.82	32.96	32.92	33.36	32.72	32.35	31.87	32.27	33.51	33.94	337.72	



Note: Horizontal distance axis grid lines are 200m furlongs.

Disclaimer.

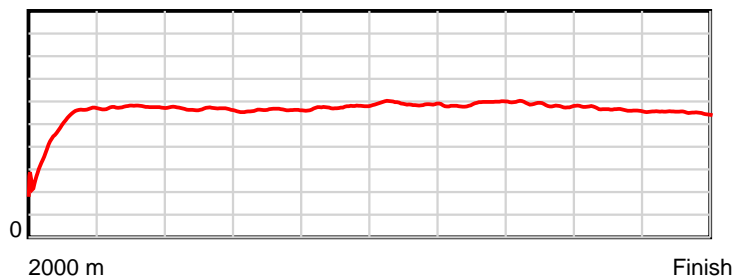
HRNZ and NZMTC and Thoroughbred Ratings Pty Ltd accepts no responsibility for the completeness or accuracy of any of the information contained herein, and makes no representations about its suitability for any particular purpose. Users should make their own judgements about those matters and/or seek independent advice. You assume all risks associated with use of the data provided on this page.

Race Results

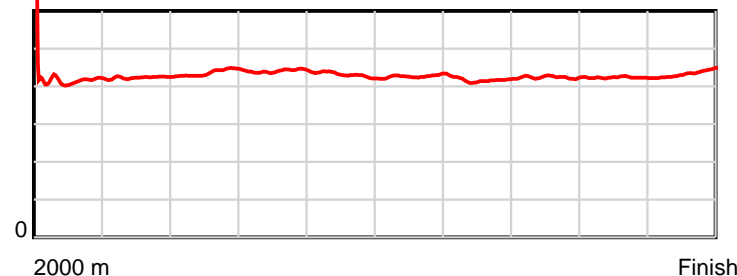
July 19, 2020, Race 4, TELTRAC COMMUNICATIONS PACE, Distance 2000m, Addington - Survey 3200m

Result	TAB no.	Horse (Barrier)	2000 to	1800m to	1600m to	1400m to	1200m to	1000m to	800m to	600m to	400m to	200m to	Total or	Margin
7th	8	Atarah (6)	1800m	1600m	1400m	1200m	1000m	800m	600m	400m	200m	WP	Average	
		Position in running (margin)	-	5(11.4)	5(13.0)	5(11.9)	5(9.1)	6(12.0)	6(11.5)	7(9.0)	7(9.5)	8(13.1)		19.30
		Sectional time (s)	18.76	14.85	15.52	15.65	15.02	14.56	14.11	14.74	15.36	15.78		
		Cumulative time (s)	154.35	135.59	120.74	105.22	89.57	74.55	59.99	45.88	31.14	15.78	2:34.35	
		Speed (m/s)	10.66	13.47	12.89	12.78	13.32	13.74	14.17	13.57	13.02	12.67	12.96	
		Stride length (m)	4.48	5.70	5.63	5.63	5.73	5.87	5.91	5.76	5.51	5.52	5.54	
		Stride duration (s)	0.415	0.423	0.437	0.440	0.430	0.427	0.417	0.424	0.423	0.435	0.428	
		Stride efficiency (%)	31.36	50.81	49.57	49.50	51.27	53.76	54.54	51.76	47.44	47.62	47.99	
		Stride count	44.64	35.07	35.51	35.53	34.92	34.10	33.85	34.75	36.30	36.23	360.90	

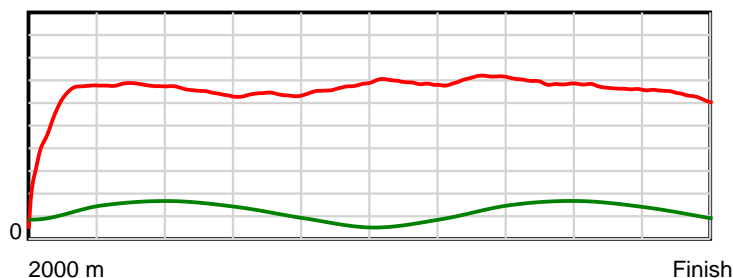
10 m Stride length



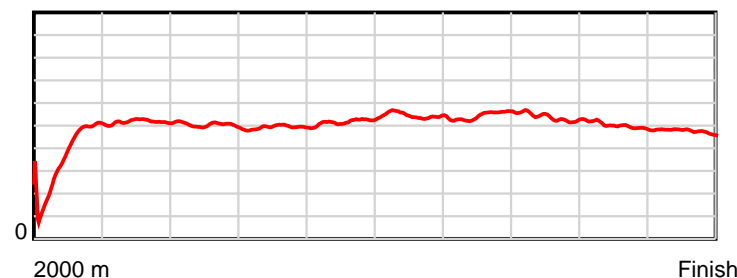
0.5 s Stride duration



20 m/sec Speed



100 % Stride efficiency



Note: Horizontal distance axis grid lines are 200m furlongs.

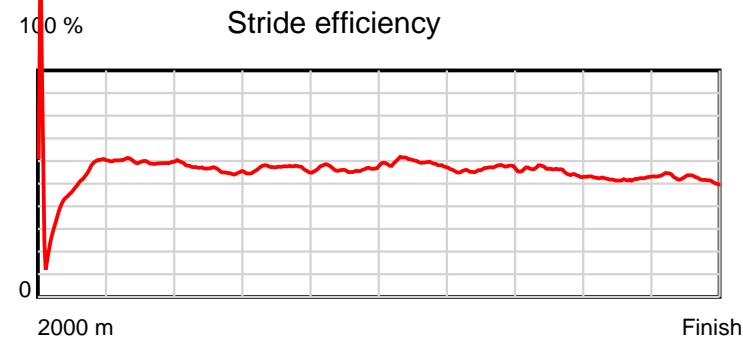
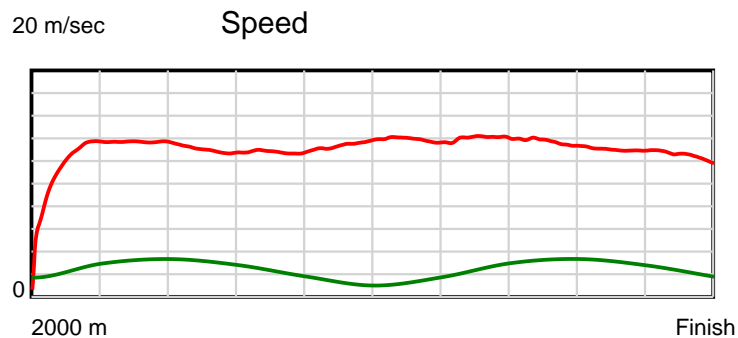
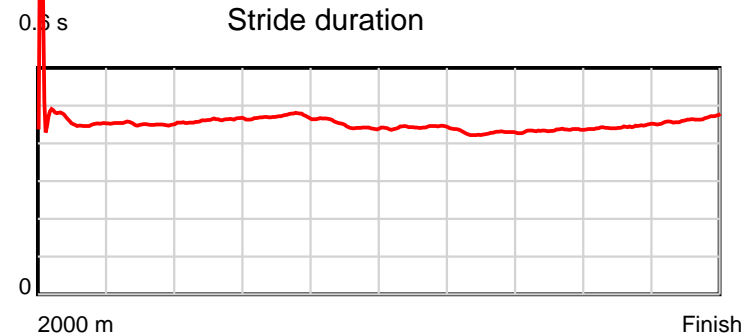
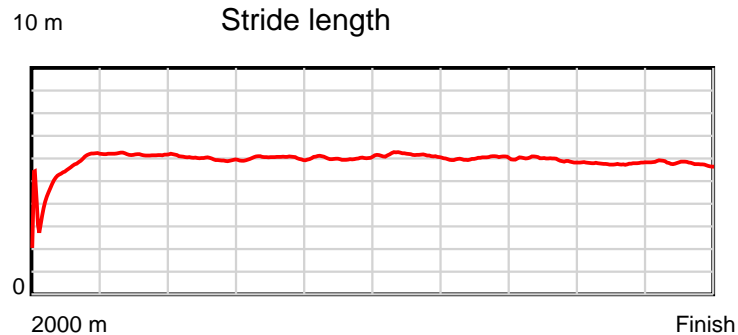
Disclaimer.

HRNZ and NZMTC and Thoroughbred Ratings Pty Ltd accepts no responsibility for the completeness or accuracy of any of the information contained herein, and makes no representations about its suitability for any particular purpose. Users should make their own judgements about those matters and/or seek independent advice. You assume all risks associated with use of the data provided on this page.

Race Results

July 19, 2020, Race 4, TELTRAC COMMUNICATIONS PACE, Distance 2000m, Addington - Survey 3200m

Result	TAB no.	Horse (Barrier)	2000 to	1800m to	1600m to	1400m to	1200m to	1000m to	800m to	600m to	400m to	200m to	Total or	Margin
8th	7	Money Honey (5)	1800m	1600m	1400m	1200m	1000m	800m	600m	400m	200m	WP	Average	
		Position in running (margin)	-	4(9.3)	4(11.0)	4(9.8)	4(7.2)	4(9.9)	4(9.7)	6(7.9)	6(8.2)	6(12.5)		20.20
		Sectional time (s)	18.37	14.84	15.51	15.69	14.99	14.60	14.22	14.72	15.47	16.08		
		Cumulative time (s)	154.49	136.12	121.28	105.77	90.08	75.09	60.49	46.27	31.55	16.08	2:34.49	
		Speed (m/s)	10.89	13.48	12.89	12.75	13.34	13.70	14.06	13.59	12.93	12.44	12.95	
		Stride length (m)	5.08	6.08	5.95	6.00	5.99	6.05	6.02	5.91	5.74	5.78	5.84	
		Stride duration (s)	0.465	0.451	0.461	0.471	0.449	0.442	0.428	0.435	0.444	0.465	0.451	
		Stride efficiency (%)	40.30	57.71	55.25	56.29	56.06	57.25	56.54	54.56	51.43	52.19	53.36	
		Stride count	39.38	32.91	33.64	33.32	33.39	33.04	33.25	33.85	34.86	34.61	342.25	



Note: Horizontal distance axis grid lines are 200m furlongs.

Disclaimer.

HRNZ and NZMTC and Thoroughbred Ratings Pty Ltd accepts no responsibility for the completeness or accuracy of any of the information contained herein, and makes no representations about its suitability for any particular purpose. Users should make their own judgements about those matters and/or seek independent advice. You assume all risks associated with use of the data provided on this page.

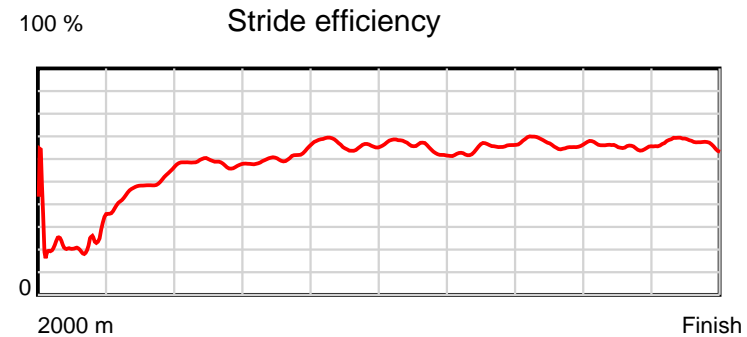
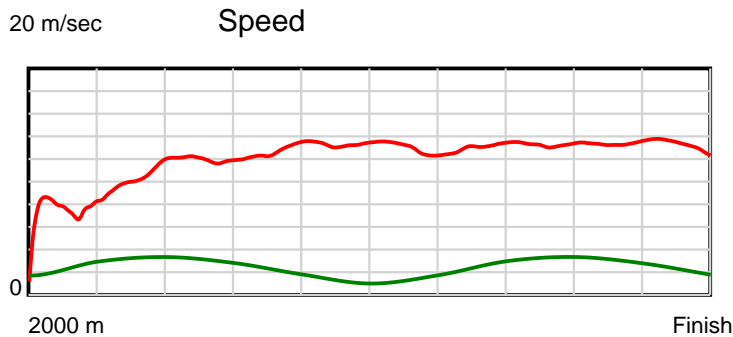
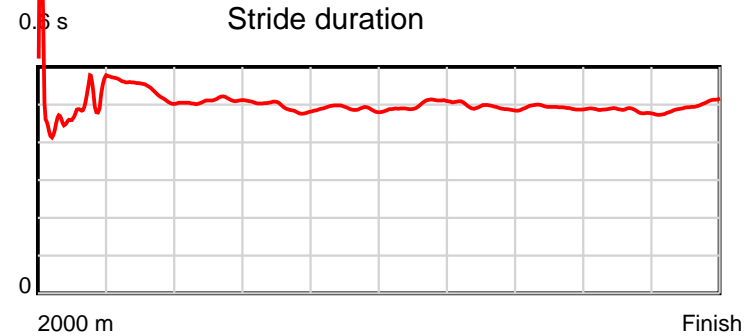
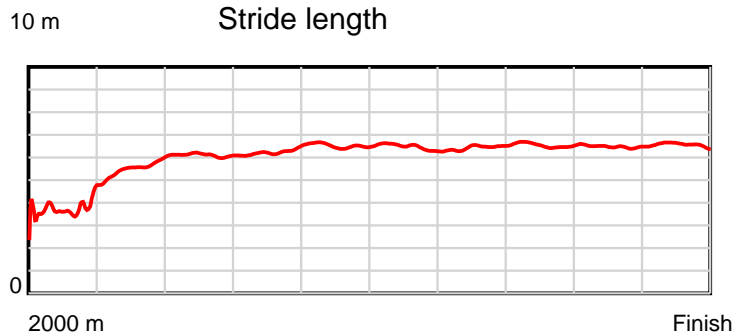


Race Results



July 19, 2020, Race 4, TELTRAC COMMUNICATIONS PACE, Distance 2000m, Addington - Survey 3200m

Result	TAB no.	Horse (Barrier)	2000 to	1800m to	1600m to	1400m to	1200m to	1000m to	800m to	600m to	400m to	200m to	Total or	Margin
9th	3	Kerala Star (2)	1800m	1600m	1400m	1200m	1000m	800m	600m	400m	200m	WP	Average	
		Position in running (margin)	-	9(56.5)	9(86.4)	9(92.2)	9(90.5)	9(93.9)	9(99.7)	9(105.0)	9(107.7)	9(109.2)		108.10
		Sectional time (s)	26.32	19.56	16.67	15.83	15.11	15.60	15.40	15.12	14.99	15.28		
		Cumulative time (s)	169.88	143.56	124.00	107.33	91.50	76.39	60.79	45.39	30.27	15.28	2:49.88	
		Speed (m/s)	7.60	10.22	12.00	12.63	13.24	12.82	12.99	13.23	13.34	13.09	11.77	
		Stride length (m)	3.75	5.54	6.12	6.23	6.48	6.41	6.42	6.52	6.46	6.51	5.89	
		Stride duration (s)	0.477	0.542	0.510	0.493	0.490	0.500	0.494	0.493	0.484	0.498	0.500	
		Stride efficiency (%)	22.00	47.90	58.58	60.73	65.65	64.21	64.36	66.41	65.16	66.24	54.14	
		Stride count	53.31	36.12	32.66	32.08	30.86	31.20	31.17	30.68	30.97	30.72	339.77	



Note: Horizontal distance axis grid lines are 200m furlongs.

Disclaimer.

HRNZ and NZMTC and Thoroughbred Ratings Pty Ltd accepts no responsibility for the completeness or accuracy of any of the information contained herein, and makes no representations about its suitability for any particular purpose. Users should make their own judgements about those matters and/or seek independent advice. You assume all risks associated with use of the data provided on this page.