



Race Results

NZ Metropolitan Trotting Club Inc, HRNZ, July 19, 2020

Compilation date: July 19, 2020, 3:34:35 PM (NZST)

Copyright © 2020 HRNZ and NZMTC. All rights reserved.

Trademarks.

StrideMASTER is a registered trademark of Thoroughbred Ratings Pty Ltd.

Disclaimer.

HRNZ and NZMTC and Thoroughbred Ratings Pty Ltd accepts no responsibility for the completeness or accuracy of any of the information contained herein, and makes no representations about its suitability for any particular purpose. Users should make their own judgements about those matters and/or seek independent advice. You assume all risks associated with use of the data provided on this page.



Race Results



July 19, 2020, Race 6, IRT 'YOUR HORSE OUR PASSION' PACE, Distance 2600m, Addington - Survey 3200m

Result	TAB no.	Horse (Barrier)	2600 to	2400m to
1st	9	Arocknathepar... (6)	2400m	2200m
		Position in running (margin)	-	4(4.0)
		Sectional time (s)	-179.05	14.52
		Cumulative time (s)	.11	179.16
		Speed (m/s)	-1.12	13.77
		Stride length (m)	5.75	6.27
		Stride duration (s)	0.443	0.456
		Stride efficiency (%)	51.61	61.50
		Stride count	34.80	31.88

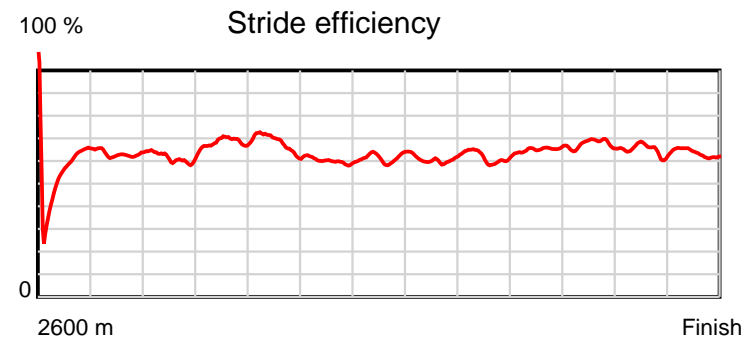
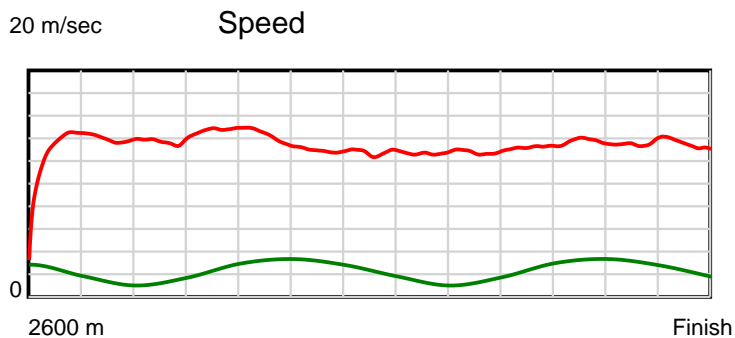
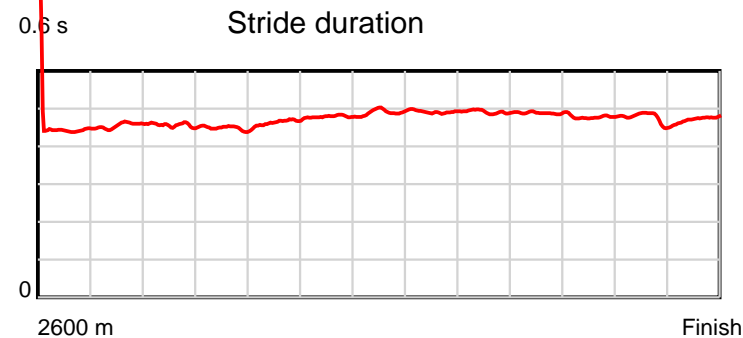
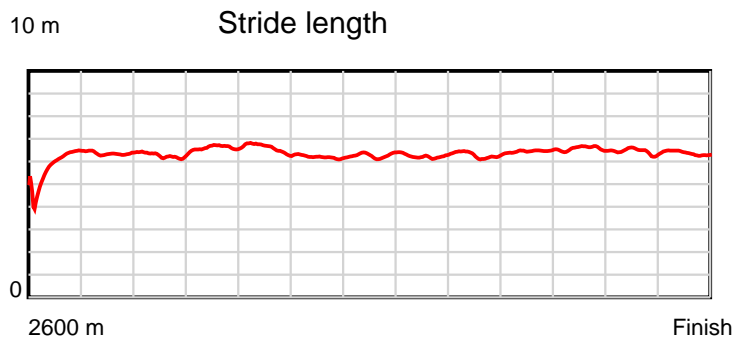
Disclaimer.

HRNZ and NZMTC and Thoroughbred Ratings Pty Ltd accepts no responsibility for the completeness or accuracy of any of the information contained herein, and makes no representations about its suitability for any particular purpose. Users should make their own judgements about those matters and/or seek independent advice. You assume all risks associated with use of the data provided on this page.

Race Results

July 19, 2020, Race 6, IRT 'YOUR HORSE OUR PASSION' PACE, Distance 2600m, Addington - Survey 3200m

Result	TAB no.	Horse (Barrier)	2200m to	2000m to	1800m to	1600m to	1400m to	1200m to	1000m to	800m to	600m to	400m to	200m to	Total or	Margin
1st	9	Arocknatthepar... (6)	2000m	1800m	1600m	1400m	1200m	1000m	800m	600m	400m	200m	WP	Average	
		Position in running (margin)	4(7.3)	4(5.1)	1(0.0)	2(0.9)	2(2.1)	2(1.7)	2(0.5)	3(2.1)	3(2.1)	3(2.4)	1(0.0)		0.00
		Sectional time (s)	14.80	13.56	14.35	15.41	15.66	15.73	15.75	15.15	14.66	14.65	14.92		
		Cumulative time (s)	164.64	149.84	136.28	121.93	106.52	90.86	75.13	59.38	44.23	29.57	14.92	0:00.11	
		Speed (m/s)	13.51	14.75	13.94	12.98	12.77	12.71	12.70	13.20	13.64	13.65	13.40	24685.26	
		Stride length (m)	6.16	6.61	6.48	6.22	6.28	6.25	6.24	6.45	6.51	6.47	6.34	6.30	
		Stride duration (s)	0.456	0.448	0.465	0.479	0.491	0.491	0.491	0.489	0.477	0.474	0.473	0.000	
		Stride efficiency (%)	59.26	68.25	65.63	60.37	61.54	60.98	60.83	65.07	66.21	65.45	62.84	62.06	
		Stride count	32.48	30.26	30.86	32.18	31.87	32.02	32.06	30.99	30.73	30.90	31.54	412.57	



Note: Horizontal distance axis grid lines are 200m furlongs.

Disclaimer.

HRNZ and NZMTC and Thoroughbred Ratings Pty Ltd accepts no responsibility for the completeness or accuracy of any of the information contained herein, and makes no representations about its suitability for any particular purpose. Users should make their own judgements about those matters and/or seek independent advice. You assume all risks associated with use of the data provided on this page.



Race Results



July 19, 2020, Race 6, IRT 'YOUR HORSE OUR PASSION' PACE, Distance 2600m, Addington - Survey 3200m

Result	TAB no.	Horse (Barrier)	2600 to	2400m to
2nd	2	Fynn Frost (1)	2400m	2200m
		Position in running (margin)	-	7(7.8)
		Sectional time (s)	-178.23	14.65
		Cumulative time (s)	.23	178.46
		Speed (m/s)	-1.12	13.65
		Stride length (m)	5.24	5.88
		Stride duration (s)	0.429	0.430
		Stride efficiency (%)	42.84	53.97
		Stride count	38.20	34.03

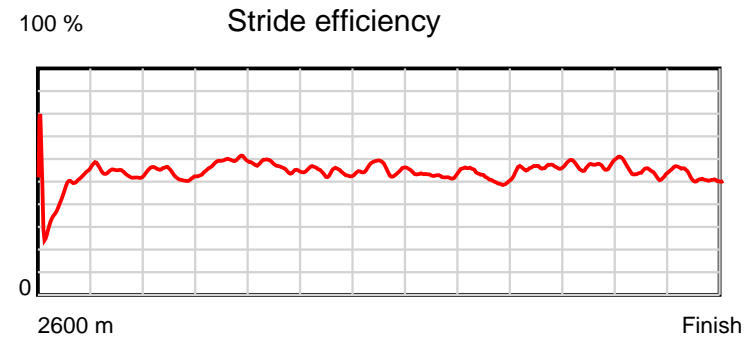
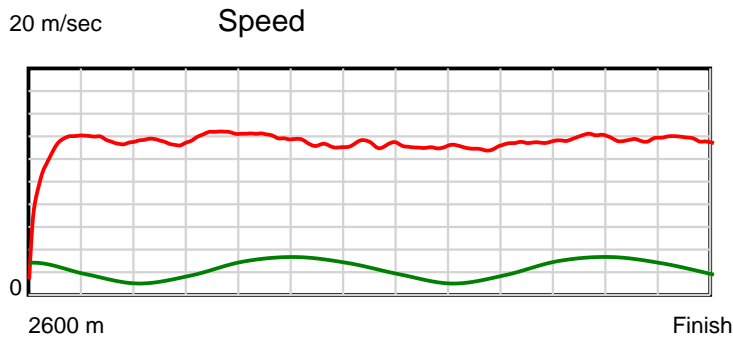
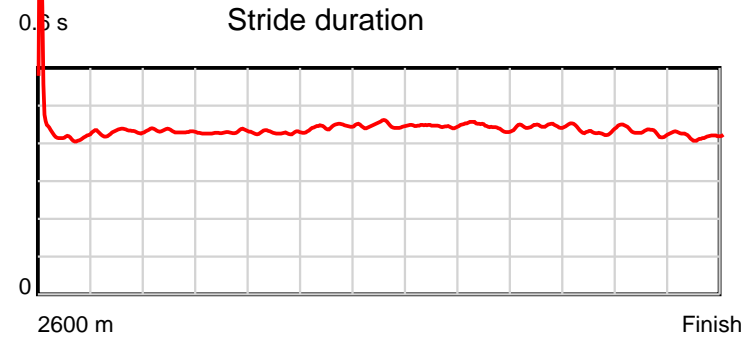
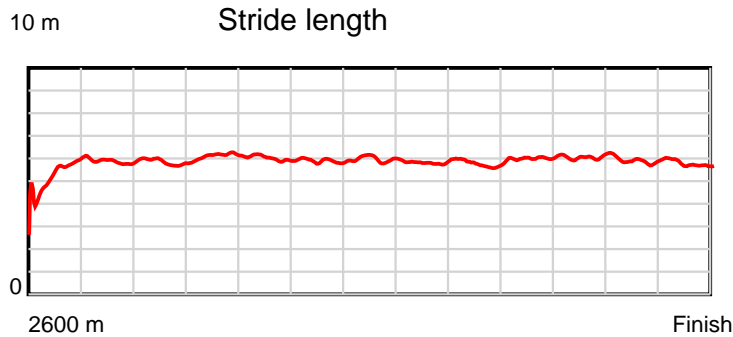
Disclaimer.

HRNZ and NZMTC and Thoroughbred Ratings Pty Ltd accepts no responsibility for the completeness or accuracy of any of the information contained herein, and makes no representations about its suitability for any particular purpose. Users should make their own judgements about those matters and/or seek independent advice. You assume all risks associated with use of the data provided on this page.

Race Results

July 19, 2020, Race 6, IRT 'YOUR HORSE OUR PASSION' PACE, Distance 2600m, Addington - Survey 3200m

Result	TAB no.	Horse (Barrier)	2200m to	2000m to	1800m to	1600m to	1400m to	1200m to	1000m to	800m to	600m to	400m to	200m to	Total or	Margin
2nd	2	Fynn Frost (1)	2000m	1800m	1600m	1400m	1200m	1000m	800m	600m	400m	200m	WP	Average	
		Position in running (margin)	6(11.9)	7(11.0)	7(8.9)	7(10.9)	7(11.2)	7(6.9)	7(4.7)	6(5.8)	6(4.1)	7(4.2)	6(2.1)		0.70
		Sectional time (s)	15.01	14.06	14.52	15.27	15.01	15.55	15.67	14.86	14.64	14.69	14.53		
		Cumulative time (s)	163.81	148.80	134.74	120.22	104.95	89.94	74.39	58.72	43.86	29.22	14.53	0:00.23	
		Speed (m/s)	13.32	14.22	13.77	13.10	13.32	12.86	12.76	13.46	13.66	13.61	13.76	11538.84	
		Stride length (m)	5.76	6.10	5.90	5.82	5.97	5.74	5.66	6.01	5.94	5.85	5.76	5.81	
		Stride duration (s)	0.432	0.429	0.428	0.445	0.448	0.446	0.444	0.446	0.435	0.429	0.419	0.001	
		Stride efficiency (%)	51.89	58.22	54.38	52.99	55.62	51.40	50.12	56.43	55.19	53.40	51.87	52.75	
		Stride count	34.71	32.77	33.90	34.34	33.52	34.87	35.32	33.28	33.66	34.21	34.71	447.52	



Note: Horizontal distance axis grid lines are 200m furlongs.

Disclaimer.

HRNZ and NZMTC and Thoroughbred Ratings Pty Ltd accepts no responsibility for the completeness or accuracy of any of the information contained herein, and makes no representations about its suitability for any particular purpose. Users should make their own judgements about those matters and/or seek independent advice. You assume all risks associated with use of the data provided on this page.



Race Results



July 19, 2020, Race 6, IRT 'YOUR HORSE OUR PASSION' PACE, Distance 2600m, Addington - Survey 3200m

Result	TAB no.	Horse (Barrier)	2600 to	2400m to
3rd	3	Queenofdance (2)	2400m	2200m
		Position in running (margin)	-	1(0.0)
		Sectional time (s)	-179.75	13.97
		Cumulative time (s)	.25	180.00
		Speed (m/s)	-1.11	14.32
		Stride length (m)	5.88	6.86
		Stride duration (s)	0.448	0.479
		Stride efficiency (%)	53.96	73.52
		Stride count	34.03	29.16

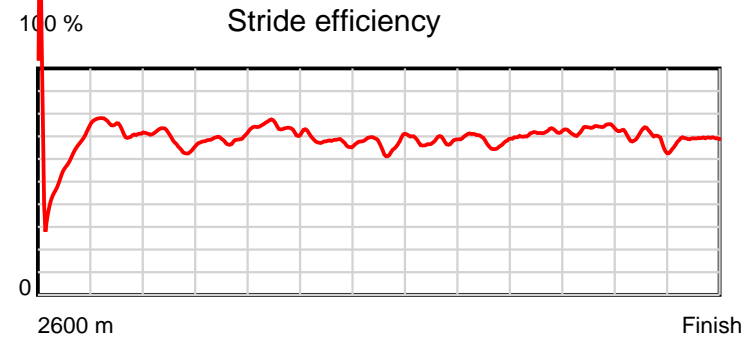
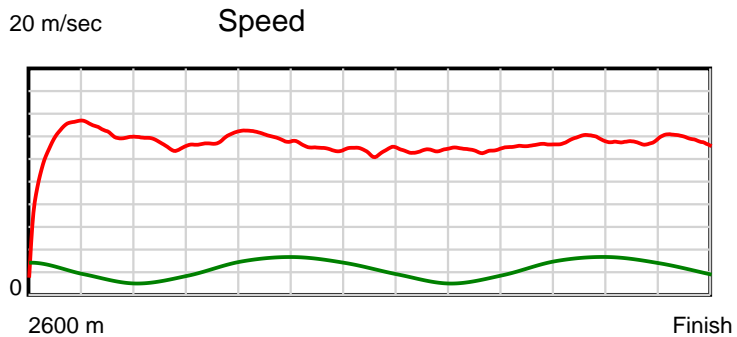
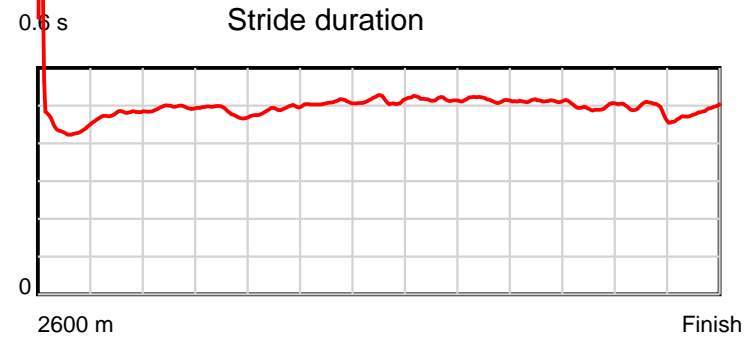
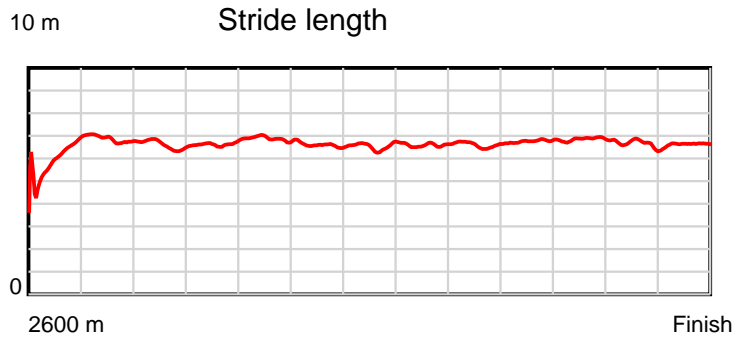
Disclaimer.

HRNZ and NZMTC and Thoroughbred Ratings Pty Ltd accepts no responsibility for the completeness or accuracy of any of the information contained herein, and makes no representations about its suitability for any particular purpose. Users should make their own judgements about those matters and/or seek independent advice. You assume all risks associated with use of the data provided on this page.

Race Results

July 19, 2020, Race 6, IRT 'YOUR HORSE OUR PASSION' PACE, Distance 2600m, Addington - Survey 3200m

Result	TAB no.	Horse (Barrier)	2200m to	2000m to	1800m to	1600m to	1400m to	1200m to	1000m to	800m to	600m to	400m to	200m to	Total or	Margin
3rd	3	Queenofdance (2)	2000m	1800m	1600m	1400m	1200m	1000m	800m	600m	400m	200m	WP	Average	
		Position in running (margin)	1(0.0)	1(0.0)	2(0.7)	3(1.9)	3(4.1)	4(3.8)	5(1.7)	4(3.4)	4(3.3)	6(4.1)	7(2.7)		0.80
		Sectional time (s)	15.16	14.53	14.39	15.57	15.68	15.57	15.77	15.13	14.73	14.82	14.68		
		Cumulative time (s)	166.03	150.87	136.34	121.95	106.38	90.70	75.13	59.36	44.23	29.50	14.68	0:00.25	
		Speed (m/s)	13.19	13.76	13.90	12.85	12.76	12.85	12.68	13.22	13.58	13.50	13.62	10598.14	
		Stride length (m)	6.52	6.67	6.82	6.52	6.55	6.64	6.55	6.77	6.75	6.62	6.61	6.59	
		Stride duration (s)	0.494	0.485	0.491	0.507	0.514	0.517	0.516	0.512	0.497	0.490	0.485	0.001	
		Stride efficiency (%)	66.49	69.51	72.64	66.41	67.10	68.91	66.98	71.63	71.11	68.39	68.32	67.80	
		Stride count	30.66	29.99	29.33	30.68	30.52	30.12	30.55	29.54	29.65	30.23	30.25	394.71	



Note: Horizontal distance axis grid lines are 200m furlongs.

Disclaimer.

HRNZ and NZMTC and Thoroughbred Ratings Pty Ltd accepts no responsibility for the completeness or accuracy of any of the information contained herein, and makes no representations about its suitability for any particular purpose. Users should make their own judgements about those matters and/or seek independent advice. You assume all risks associated with use of the data provided on this page.



Race Results



July 19, 2020, Race 6, IRT 'YOUR HORSE OUR PASSION' PACE, Distance 2600m, Addington - Survey 3200m

Result	TAB no.	Horse (Barrier)	2600 to 2400m	2400m to 2200m
4th	11	Overarm (8)		
		Position in running (margin)	-	3(0.7)
		Sectional time (s)	-179.69	14.53
		Cumulative time (s)	.37	180.06
		Speed (m/s)	-1.11	13.76
		Stride length (m)	5.45	5.94
		Stride duration (s)	0.421	0.431
		Stride efficiency (%)	46.35	55.05
		Stride count	36.72	33.70

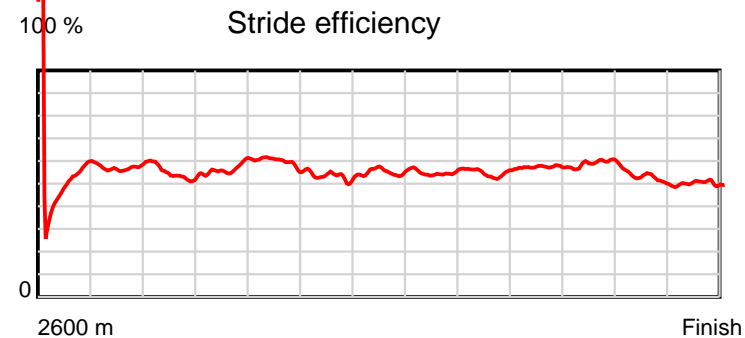
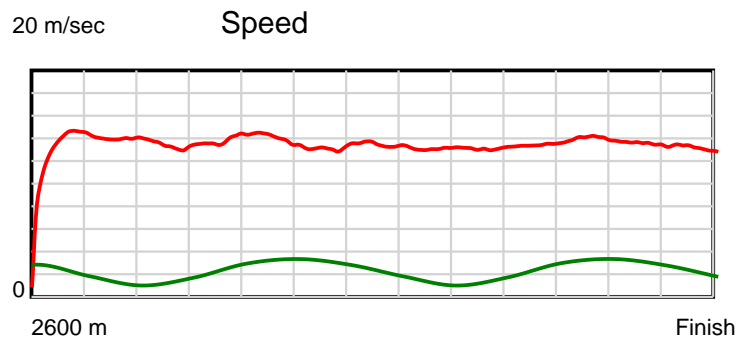
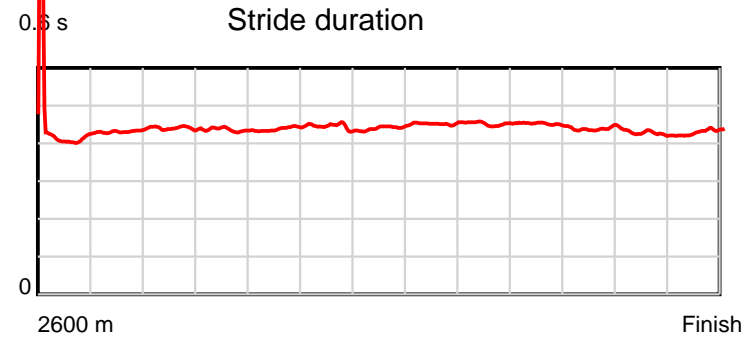
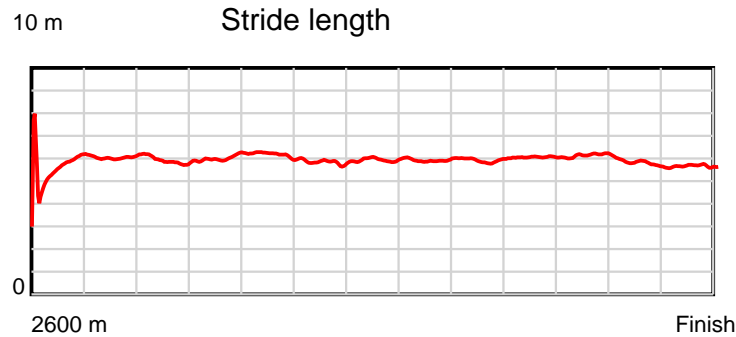
Disclaimer.

HRNZ and NZMTC and Thoroughbred Ratings Pty Ltd accepts no responsibility for the completeness or accuracy of any of the information contained herein, and makes no representations about its suitability for any particular purpose. Users should make their own judgements about those matters and/or seek independent advice. You assume all risks associated with use of the data provided on this page.

Race Results

July 19, 2020, Race 6, IRT 'YOUR HORSE OUR PASSION' PACE, Distance 2600m, Addington - Survey 3200m

Result	TAB no.	Horse (Barrier)	2200m to	2000m to	1800m to	1600m to	1400m to	1200m to	1000m to	800m to	600m to	400m to	200m to	Total or	Margin
4th	11	Overarm (8)	2000m	1800m	1600m	1400m	1200m	1000m	800m	600m	400m	200m	WP	Average	
		Position in running (margin)	3(4.1)	3(4.3)	5(5.1)	5(6.7)	5(7.3)	3(2.7)	3(1.2)	2(0.9)	1(0.0)	2(1.4)	3(0.4)		1.50
		Sectional time (s)	15.18	14.55	14.45	15.32	14.94	15.69	15.43	14.99	14.85	14.88	15.25		
		Cumulative time (s)	165.53	150.35	135.80	121.35	106.03	91.09	75.40	59.97	44.98	30.13	15.25	0:00.37	
		Speed (m/s)	13.18	13.75	13.84	13.05	13.39	12.75	12.96	13.34	13.47	13.44	13.11	7116.93	
		Stride length (m)	5.80	6.00	6.06	5.81	5.90	5.77	5.86	6.02	5.91	5.73	5.66	5.83	
		Stride duration (s)	0.440	0.436	0.438	0.445	0.441	0.452	0.452	0.451	0.439	0.427	0.431	0.001	
		Stride efficiency (%)	52.57	56.17	57.47	52.70	54.37	51.99	53.60	56.63	54.57	51.33	49.98	53.17	
		Stride count	34.48	33.36	32.98	34.44	33.91	34.67	34.15	33.22	33.84	34.90	35.36	445.73	



Note: Horizontal distance axis grid lines are 200m furlongs.

Disclaimer.

HRNZ and NZMTC and Thoroughbred Ratings Pty Ltd accepts no responsibility for the completeness or accuracy of any of the information contained herein, and makes no representations about its suitability for any particular purpose. Users should make their own judgements about those matters and/or seek independent advice. You assume all risks associated with use of the data provided on this page.



Race Results



July 19, 2020, Race 6, IRT 'YOUR HORSE OUR PASSION' PACE, Distance 2600m, Addington - Survey 3200m

Result	TAB no.	Horse (Barrier)	2600 to	2400m to
5th	8	Kiwis Are Flyi... (5)	2400m	2200m
		Position in running (margin)	-	5(6.5)
		Sectional time (s)	-178.58	14.50
		Cumulative time (s)	.75	179.33
		Speed (m/s)	-1.12	13.79
		Stride length (m)	5.26	6.16
		Stride duration (s)	0.415	0.447
		Stride efficiency (%)	43.32	59.33
		Stride count	37.99	32.46

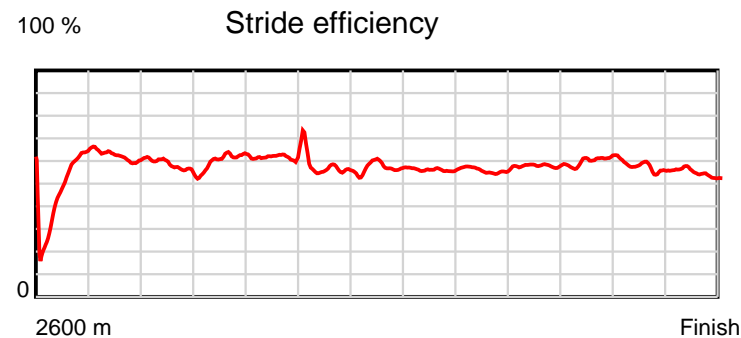
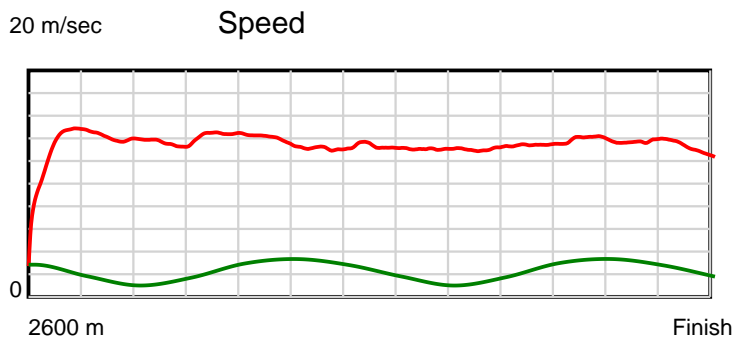
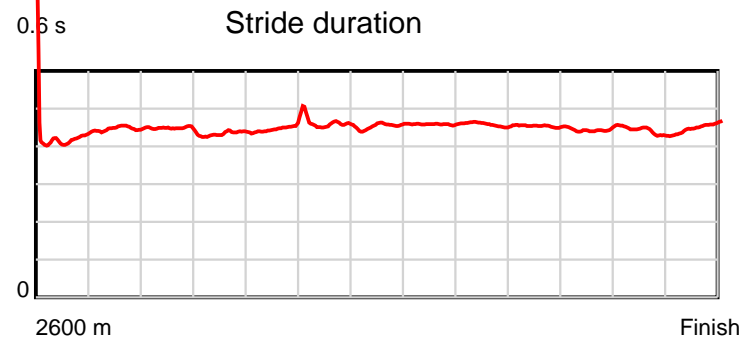
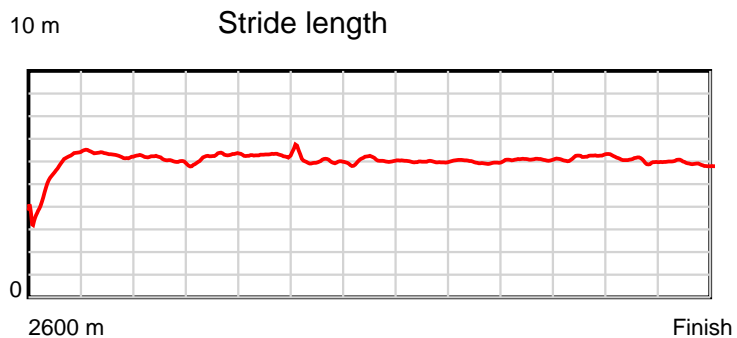
Disclaimer.

HRNZ and NZMTC and Thoroughbred Ratings Pty Ltd accepts no responsibility for the completeness or accuracy of any of the information contained herein, and makes no representations about its suitability for any particular purpose. Users should make their own judgements about those matters and/or seek independent advice. You assume all risks associated with use of the data provided on this page.

Race Results

July 19, 2020, Race 6, IRT 'YOUR HORSE OUR PASSION' PACE, Distance 2600m, Addington - Survey 3200m

Result	TAB no.	Horse (Barrier)	2200m to	2000m to	1800m to	1600m to	1400m to	1200m to	1000m to	800m to	600m to	400m to	200m to	Total or	Margin
5th	8	Kiwis Are Flyi... (5)	2000m	1800m	1600m	1400m	1200m	1000m	800m	600m	400m	200m	WP	Average	
		Position in running (margin)	5(9.6)	6(9.1)	6(7.0)	6(9.8)	6(8.3)	5(4.0)	4(1.4)	5(5.4)	5(3.5)	5(3.7)	4(0.4)		3.70
		Sectional time (s)	15.07	14.06	14.66	14.95	15.01	15.49	16.16	14.82	14.64	14.50	15.47		
		Cumulative time (s)	164.83	149.76	135.70	121.04	106.09	91.08	75.59	59.43	44.61	29.97	15.47	0:00.75	
		Speed (m/s)	13.27	14.22	13.64	13.38	13.32	12.91	12.38	13.50	13.66	13.79	12.93	3488.41	
		Stride length (m)	5.94	6.17	6.15	6.12	6.05	5.92	5.67	6.12	6.08	6.05	5.86	5.95	
		Stride duration (s)	0.447	0.433	0.451	0.457	0.454	0.459	0.458	0.453	0.445	0.439	0.453	0.002	
		Stride efficiency (%)	55.07	59.44	59.08	58.47	57.10	54.82	50.20	58.45	57.69	57.20	53.64	55.38	
		Stride count	33.69	32.43	32.53	32.70	33.08	33.77	35.29	32.70	32.92	33.06	34.14	436.76	



Note: Horizontal distance axis grid lines are 200m furlongs.

Disclaimer.

HRNZ and NZMTC and Thoroughbred Ratings Pty Ltd accepts no responsibility for the completeness or accuracy of any of the information contained herein, and makes no representations about its suitability for any particular purpose. Users should make their own judgements about those matters and/or seek independent advice. You assume all risks associated with use of the data provided on this page.



Race Results



July 19, 2020, Race 6, IRT 'YOUR HORSE OUR PASSION' PACE, Distance 2600m, Addington - Survey 3200m

Result	TAB no.	Horse (Barrier)	2600 to	2400m to
6th	4	One Direction (3)	2400m	2200m
		Position in running (margin)	-	8(9.7)
		Sectional time (s)	-177.99	14.70
		Cumulative time (s)	.89	178.88
		Speed (m/s)	-1.12	13.61
		Stride length (m)	5.80	6.04
		Stride duration (s)	0.478	0.444
		Stride efficiency (%)	52.52	57.01
		Stride count	34.50	33.11

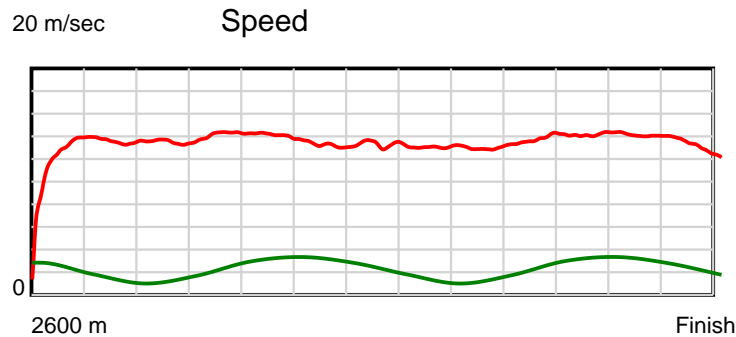
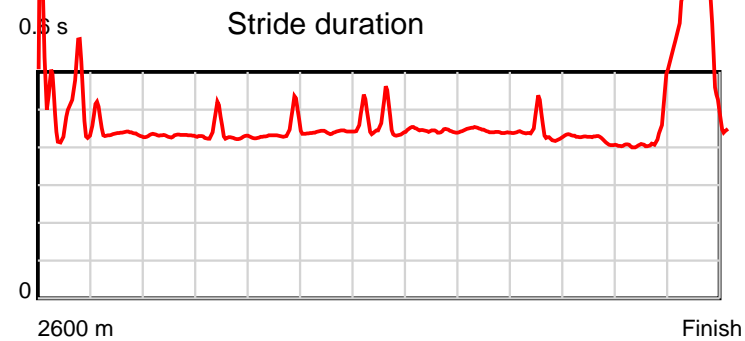
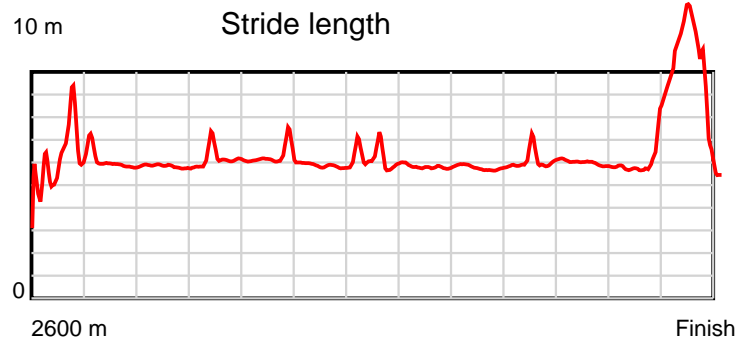
Disclaimer.

HRNZ and NZMTC and Thoroughbred Ratings Pty Ltd accepts no responsibility for the completeness or accuracy of any of the information contained herein, and makes no representations about its suitability for any particular purpose. Users should make their own judgements about those matters and/or seek independent advice. You assume all risks associated with use of the data provided on this page.

Race Results

July 19, 2020, Race 6, IRT 'YOUR HORSE OUR PASSION' PACE, Distance 2600m, Addington - Survey 3200m

Result	TAB no.	Horse (Barrier)	2200m to	2000m to	1800m to	1600m to	1400m to	1200m to	1000m to	800m to	600m to	400m to	200m to	Total or	Margin
6th	4	One Direction (3)	2000m	1800m	1600m	1400m	1200m	1000m	800m	600m	400m	200m	WP	Average	
		Position in running (margin)	8(14.1)	8(13.3)	8(11.2)	8(12.5)	8(12.0)	8(7.8)	8(6.5)	8(8.2)	7(4.3)	4(3.4)	5(0.9)		4.50
		Sectional time (s)	15.02	14.06	14.40	15.15	15.02	15.70	15.77	14.49	14.45	14.64	15.48		
		Cumulative time (s)	164.18	149.16	135.10	120.70	105.55	90.53	74.83	59.06	44.57	30.12	15.48	0:00.89	
		Speed (m/s)	13.32	14.22	13.89	13.20	13.32	12.74	12.68	13.80	13.84	13.66	12.92	2936.77	
		Stride length (m)	5.74	6.15	6.07	5.82	6.04	5.66	5.63	6.02	5.80	5.97	6.73	5.95	
		Stride duration (s)	0.431	0.432	0.437	0.441	0.453	0.444	0.444	0.436	0.419	0.437	0.520	0.002	
		Stride efficiency (%)	51.45	59.17	57.53	53.01	56.96	50.00	49.48	56.68	52.51	55.72	70.71	55.26	
		Stride count	34.86	32.50	32.96	34.34	33.13	35.36	35.54	33.21	34.50	33.49	29.73	437.23	



Note: Horizontal distance axis grid lines are 200m furlongs.

Disclaimer.

HRNZ and NZMTC and Thoroughbred Ratings Pty Ltd accepts no responsibility for the completeness or accuracy of any of the information contained herein, and makes no representations about its suitability for any particular purpose. Users should make their own judgements about those matters and/or seek independent advice. You assume all risks associated with use of the data provided on this page.



Race Results



July 19, 2020, Race 6, IRT 'YOUR HORSE OUR PASSION' PACE, Distance 2600m, Addington - Survey 3200m

Result	TAB no.	Horse (Barrier)	2600 to	2400m to
7th	12	Held To Ransom (0)	2400m	2200m
		Position in running (margin)	-	6(7.8)
		Sectional time (s)	-178.61	14.71
		Cumulative time (s)	1.15	179.76
		Speed (m/s)	-1.12	13.60
		Stride length (m)	5.74	6.02
		Stride duration (s)	0.441	0.443
		Stride efficiency (%)	51.56	56.55
		Stride count	34.82	33.25

Disclaimer.

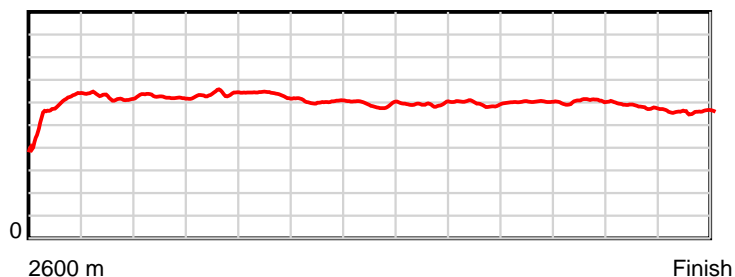
HRNZ and NZMTC and Thoroughbred Ratings Pty Ltd accepts no responsibility for the completeness or accuracy of any of the information contained herein, and makes no representations about its suitability for any particular purpose. Users should make their own judgements about those matters and/or seek independent advice. You assume all risks associated with use of the data provided on this page.

Race Results

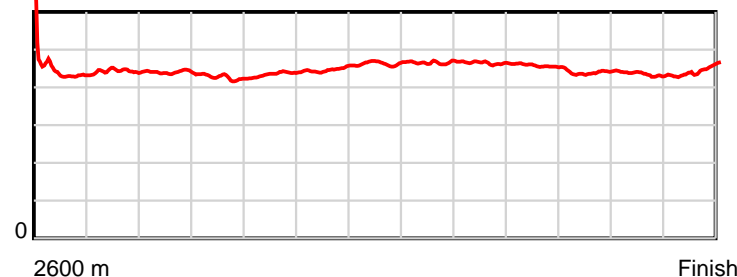
July 19, 2020, Race 6, IRT 'YOUR HORSE OUR PASSION' PACE, Distance 2600m, Addington - Survey 3200m

Result	TAB no.	Horse (Barrier)	2200m to	2000m to	1800m to	1600m to	1400m to	1200m to	1000m to	800m to	600m to	400m to	200m to	Total or	Margin
7th	12	Held To Ransom (0)	2000m	1800m	1600m	1400m	1200m	1000m	800m	600m	400m	200m	WP	Average	
		Position in running (margin)	7(12.3)	5(7.0)	3(1.0)	1(0.0)	1(0.0)	1(0.0)	1(0.0)	1(0.0)	2(0.1)	1(0.0)	2(0.2)		6.00
		Sectional time (s)	14.28	13.41	14.03	15.21	15.72	15.93	15.49	15.16	14.59	15.09	16.14		
		Cumulative time (s)	165.05	150.77	137.36	123.33	108.12	92.40	76.47	60.98	45.82	31.23	16.14	0:01.15	
		Speed (m/s)	14.01	14.91	14.26	13.15	12.72	12.55	12.91	13.19	13.71	13.25	12.39	2270.10	
		Stride length (m)	6.16	6.37	6.20	5.88	5.90	5.85	5.99	6.03	6.02	5.76	5.50	5.95	
		Stride duration (s)	0.440	0.427	0.435	0.447	0.464	0.466	0.464	0.457	0.439	0.434	0.444	0.003	
		Stride efficiency (%)	59.23	63.37	60.13	54.06	54.39	53.48	56.12	56.86	56.56	51.82	47.24	55.28	
		Stride count	32.48	31.41	32.24	34.00	33.90	34.19	33.37	33.15	33.24	34.73	36.37	437.15	

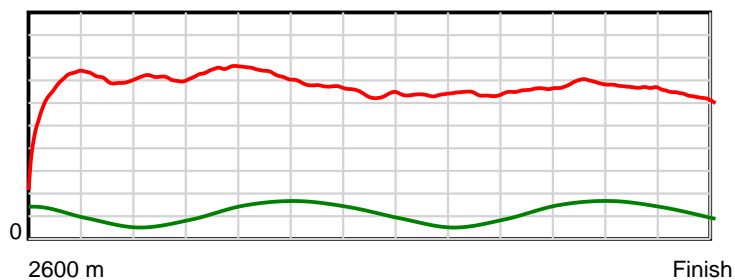
10 m Stride length



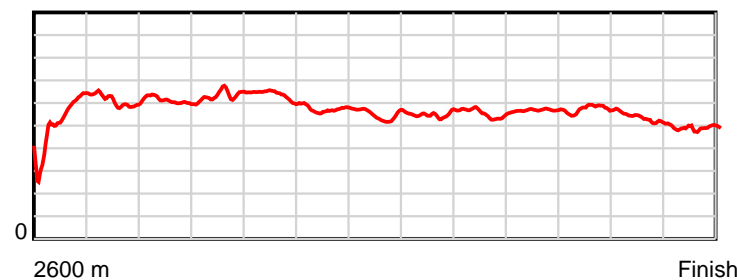
0.6 s Stride duration



20 m/sec Speed



100 % Stride efficiency



Note: Horizontal distance axis grid lines are 200m furlongs.

Disclaimer.

HRNZ and NZMTC and Thoroughbred Ratings Pty Ltd accepts no responsibility for the completeness or accuracy of any of the information contained herein, and makes no representations about its suitability for any particular purpose. Users should make their own judgements about those matters and/or seek independent advice. You assume all risks associated with use of the data provided on this page.



Race Results



July 19, 2020, Race 6, IRT 'YOUR HORSE OUR PASSION' PACE, Distance 2600m, Addington - Survey 3200m

Result	TAB no.	Horse (Barrier)	2600 to	2400m to
9th	6	Guido Da Siena (4)	2400m	2200m
		Position in running (margin)	-	2(0.4)
		Sectional time (s)	-179.71	14.25
		Cumulative time (s)	5.69	185.40
		Speed (m/s)	-1.11	14.04
		Stride length (m)	5.50	6.14
		Stride duration (s)	0.412	0.437
		Stride efficiency (%)	47.22	58.82
		Stride count	36.38	32.60

Disclaimer.

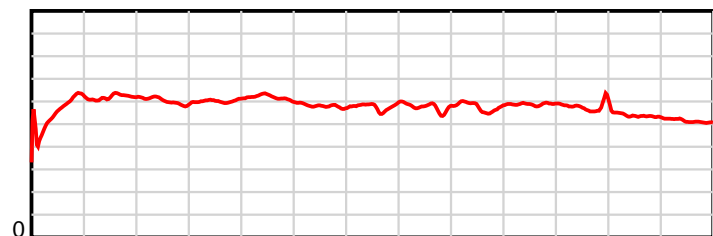
HRNZ and NZMTC and Thoroughbred Ratings Pty Ltd accepts no responsibility for the completeness or accuracy of any of the information contained herein, and makes no representations about its suitability for any particular purpose. Users should make their own judgements about those matters and/or seek independent advice. You assume all risks associated with use of the data provided on this page.

Race Results

July 19, 2020, Race 6, IRT 'YOUR HORSE OUR PASSION' PACE, Distance 2600m, Addington - Survey 3200m

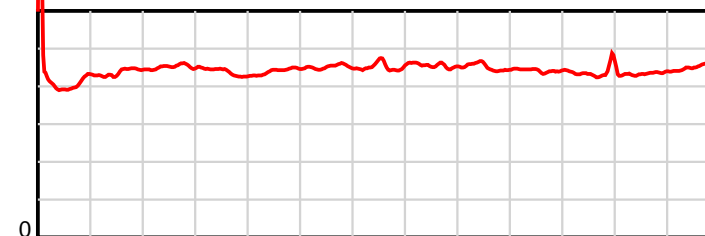
Result	TAB no.	Horse (Barrier)	2200m to	2000m to	1800m to	1600m to	1400m to	1200m to	1000m to	800m to	600m to	400m to	200m to	Total or	Margin
9th	6	Guido Da Siena (4)	2000m	1800m	1600m	1400m	1200m	1000m	800m	600m	400m	200m	WP	Average	
		Position in running (margin)	2(2.1)	2(2.2)	4(3.0)	4(4.5)	4(5.6)	6(5.4)	6(3.2)	7(5.9)	8(5.6)	8(9.0)	8(15.0)		31.90
		Sectional time (s)	15.18	14.54	14.46	15.39	15.69	15.56	15.93	15.10	15.17	16.06	18.07		
		Cumulative time (s)	171.15	155.97	141.43	126.97	111.58	95.89	80.33	64.40	49.30	34.13	18.07	0:05.69	
		Speed (m/s)	13.18	13.76	13.83	13.00	12.75	12.85	12.55	13.25	13.18	12.45	11.07	457.32	
		Stride length (m)	5.95	6.01	6.10	5.86	5.76	5.84	5.62	5.84	5.75	5.40	5.07	5.74	
		Stride duration (s)	0.452	0.437	0.441	0.451	0.452	0.455	0.448	0.441	0.436	0.434	0.458	0.013	
		Stride efficiency (%)	55.39	56.49	58.11	53.66	51.76	53.37	49.43	53.38	51.70	45.60	40.15	51.53	
		Stride count	33.59	33.26	32.80	34.13	34.75	34.22	35.56	34.22	34.77	37.02	39.45	452.75	

10 m Stride length



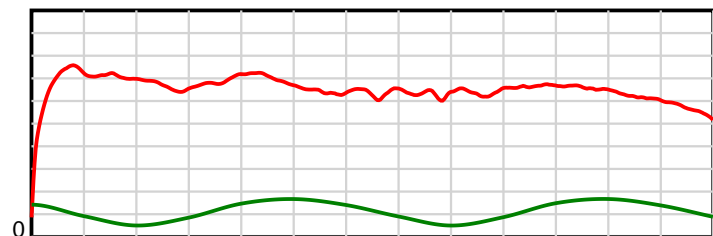
2600 m Finish

0.5 s Stride duration



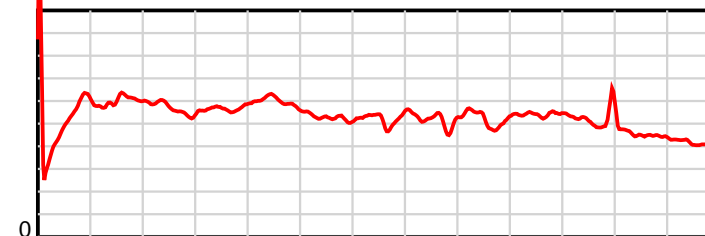
2600 m Finish

20 m/sec Speed



2600 m Finish

100 % Stride efficiency



2600 m Finish

Note: Horizontal distance axis grid lines are 200m furlongs.

Disclaimer.

HRNZ and NZMTC and Thoroughbred Ratings Pty Ltd accepts no responsibility for the completeness or accuracy of any of the information contained herein, and makes no representations about its suitability for any particular purpose. Users should make their own judgements about those matters and/or seek independent advice. You assume all risks associated with use of the data provided on this page.