



Race Results

NZ Metropolitan Trotting Club Inc, HRNZ, July 19, 2020

Compilation date: July 19, 2020, 4:31:28 PM (NZST)

Copyright © 2020 HRNZ and NZMTC. All rights reserved.

Trademarks.

StrideMASTER is a registered trademark of Thoroughbred Ratings Pty Ltd.

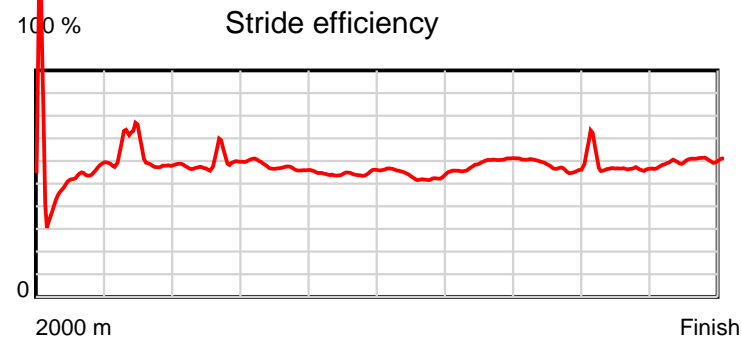
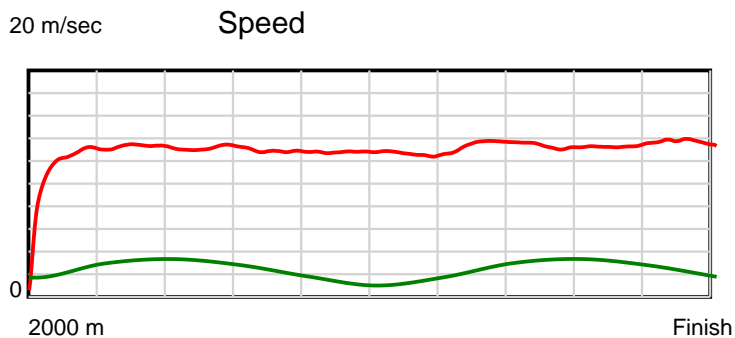
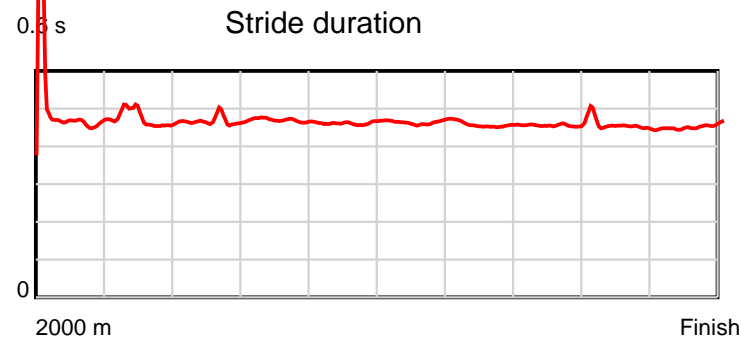
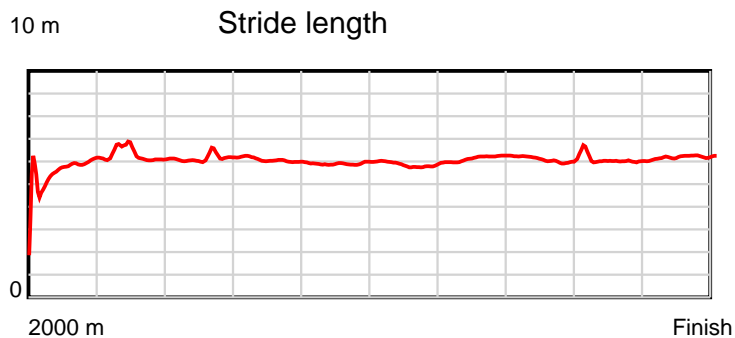
Disclaimer.

HRNZ and NZMTC and Thoroughbred Ratings Pty Ltd accepts no responsibility for the completeness or accuracy of any of the information contained herein, and makes no representations about its suitability for any particular purpose. Users should make their own judgements about those matters and/or seek independent advice. You assume all risks associated with use of the data provided on this page.

Race Results

July 19, 2020, Race 8, VENUE HIRE AT ADDINGTON TROT, Distance 2000m, Addington - Survey 3200m

Result	TAB no.	Horse (Barrier)	2000 to	1800m to	1600m to	1400m to	1200m to	1000m to	800m to	600m to	400m to	200m to	Total or	Margin
1st	9	Smudgee (8)	1800m	1600m	1400m	1200m	1000m	800m	600m	400m	200m	WP	Average	
		Position in running (margin)	-	5(4.3)	4(3.9)	3(1.8)	2(1.6)	2(0.9)	2(0.1)	2(0.0)	1(0.0)	1(0.0)		0.00
		Sectional time (s)	17.70	15.26	15.58	15.60	15.88	16.00	14.89	15.21	15.20	14.69		
		Cumulative time (s)	156.01	138.31	123.05	107.47	91.87	75.99	59.99	45.10	29.89	14.69	2:36.01	
		Speed (m/s)	11.30	13.11	12.84	12.82	12.59	12.50	13.43	13.15	13.16	13.61	12.82	
		Stride length (m)	5.57	6.13	5.98	6.02	5.81	5.80	6.13	6.04	5.92	6.17	5.95	
		Stride duration (s)	0.482	0.468	0.466	0.469	0.462	0.464	0.456	0.460	0.450	0.453	0.464	
		Stride efficiency (%)	48.41	58.66	55.85	56.61	52.83	52.52	58.67	57.06	54.79	59.45	55.33	
		Stride count	35.93	32.64	33.45	33.23	34.40	34.50	32.64	33.10	33.78	32.43	336.10	



Note: Horizontal distance axis grid lines are 200m furlongs.

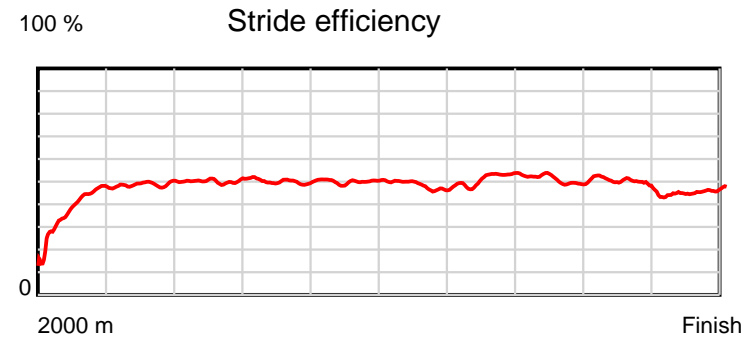
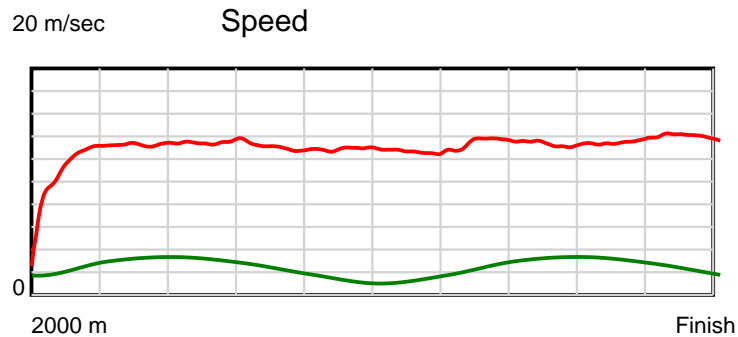
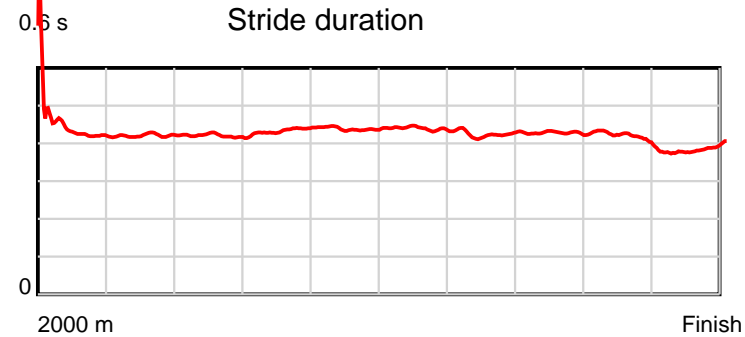
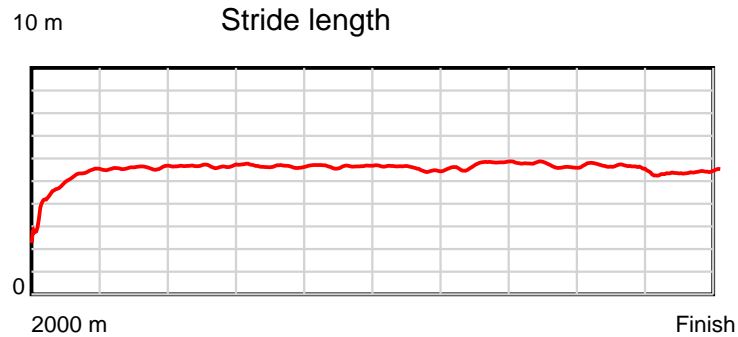
Disclaimer.

HRNZ and NZMTC and Thoroughbred Ratings Pty Ltd accepts no responsibility for the completeness or accuracy of any of the information contained herein, and makes no representations about its suitability for any particular purpose. Users should make their own judgements about those matters and/or seek independent advice. You assume all risks associated with use of the data provided on this page.

Race Results

July 19, 2020, Race 8, VENUE HIRE AT ADDINGTON TROT, Distance 2000m, Addington - Survey 3200m

Result	TAB no.	Horse (Barrier)	2000 to	1800m to	1600m to	1400m to	1200m to	1000m to	800m to	600m to	400m to	200m to	Total or	Margin
2nd	12	Sugarinspice (11)	1800m	1600m	1400m	1200m	1000m	800m	600m	400m	200m	WP	Average	
		Position in running (margin)	-	10(11.2)	9(11.8)	7(6.3)	6(5.0)	6(4.6)	7(4.2)	7(3.6)	7(3.8)	4(3.2)		0.70
		Sectional time (s)	18.96	15.41	15.02	15.42	15.91	16.07	14.82	15.24	15.10	14.19		
		Cumulative time (s)	156.14	137.18	121.77	106.75	91.33	75.42	59.35	44.53	29.29	14.19	2:36.14	
		Speed (m/s)	10.55	12.98	13.32	12.97	12.57	12.45	13.50	13.12	13.25	14.09	12.81	
		Stride length (m)	4.71	5.46	5.59	5.63	5.52	5.46	5.74	5.61	5.49	5.42	5.45	
		Stride duration (s)	0.436	0.421	0.420	0.434	0.439	0.439	0.425	0.428	0.414	0.384	0.425	
		Stride efficiency (%)	34.69	46.56	48.87	49.51	47.55	46.60	51.40	49.24	47.05	45.84	46.37	
		Stride count	42.45	36.64	35.76	35.53	36.26	36.63	34.87	35.63	36.45	36.93	367.15	



Note: Horizontal distance axis grid lines are 200m furlongs.

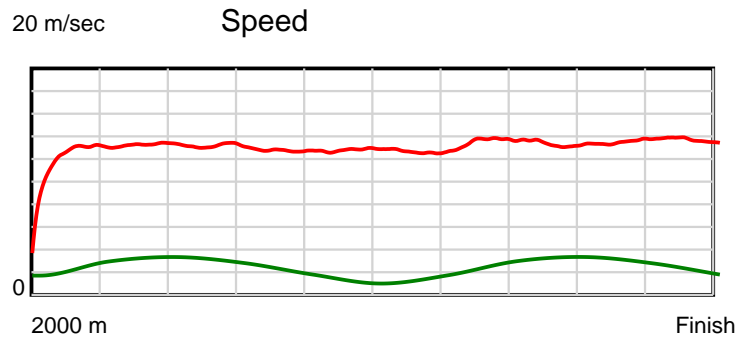
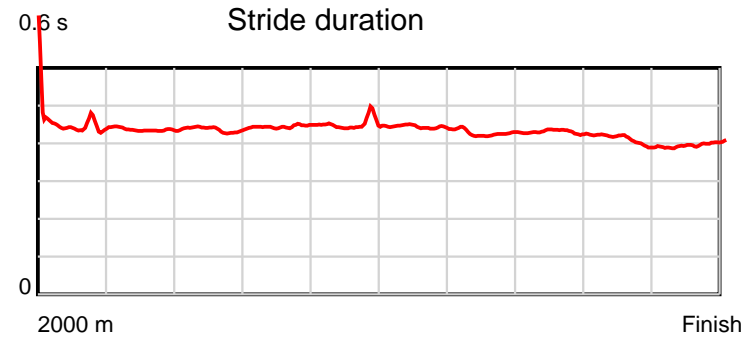
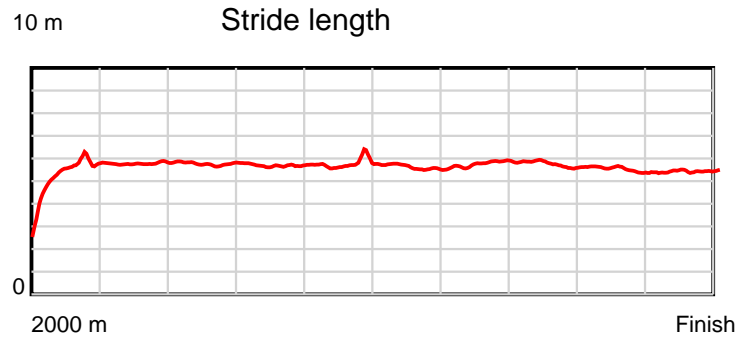
Disclaimer.

HRNZ and NZMTC and Thoroughbred Ratings Pty Ltd accepts no responsibility for the completeness or accuracy of any of the information contained herein, and makes no representations about its suitability for any particular purpose. Users should make their own judgements about those matters and/or seek independent advice. You assume all risks associated with use of the data provided on this page.

Race Results

July 19, 2020, Race 8, VENUE HIRE AT ADDINGTON TROT, Distance 2000m, Addington - Survey 3200m

Result	TAB no.	Horse (Barrier)	2000 to	1800m to	1600m to	1400m to	1200m to	1000m to	800m to	600m to	400m to	200m to	Total or	Margin
3rd	14	Time In A Bott... (13)	1800m	1600m	1400m	1200m	1000m	800m	600m	400m	200m	WP	Average	
		Position in running (margin)	-	7(6.1)	7(7.1)	5(4.6)	5(4.0)	4(2.9)	4(2.0)	4(1.5)	4(2.4)	2(1.3)		0.90
		Sectional time (s)	17.97	15.49	15.52	15.52	15.80	15.98	14.84	15.36	15.02	14.68		
		Cumulative time (s)	156.18	138.21	122.72	107.20	91.68	75.88	59.90	45.06	29.70	14.68	2:36.18	
		Speed (m/s)	11.13	12.91	12.89	12.89	12.66	12.52	13.48	13.02	13.32	13.62	12.81	
		Stride length (m)	5.33	5.63	5.63	5.73	5.67	5.54	5.75	5.59	5.43	5.40	5.57	
		Stride duration (s)	0.445	0.436	0.437	0.445	0.448	0.443	0.427	0.429	0.408	0.396	0.435	
		Stride efficiency (%)	44.32	49.51	49.59	51.32	50.16	48.01	51.74	48.77	46.09	45.57	48.42	
		Stride count	37.55	35.53	35.50	34.90	35.30	36.08	34.76	35.80	36.83	37.04	359.29	



Note: Horizontal distance axis grid lines are 200m furlongs.

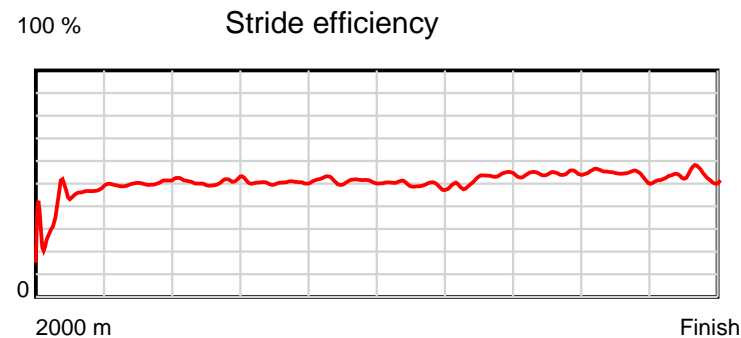
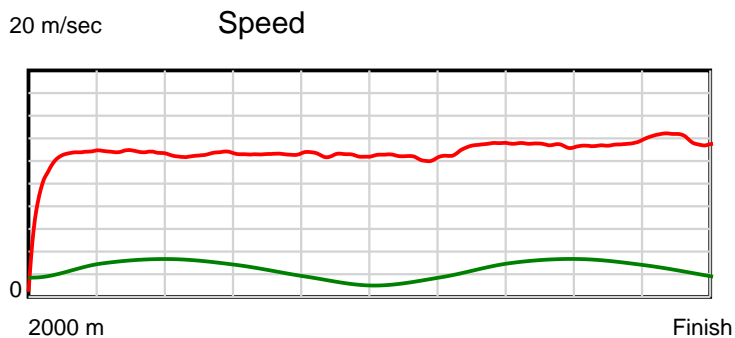
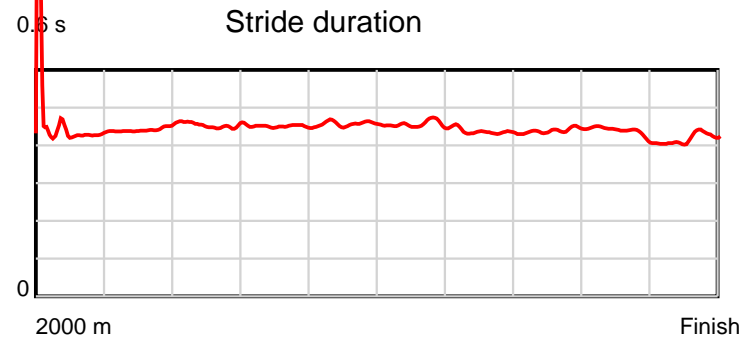
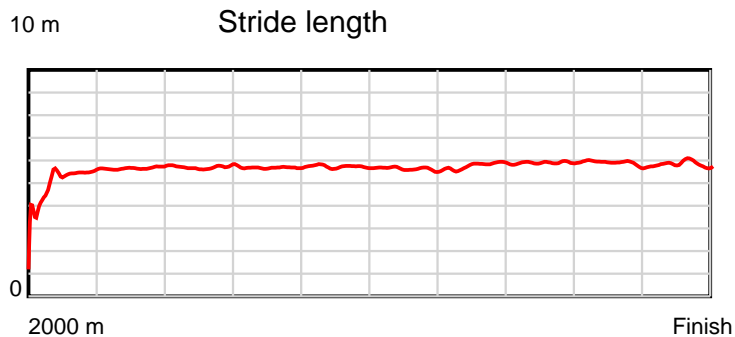
Disclaimer.

HRNZ and NZMTC and Thoroughbred Ratings Pty Ltd accepts no responsibility for the completeness or accuracy of any of the information contained herein, and makes no representations about its suitability for any particular purpose. Users should make their own judgements about those matters and/or seek independent advice. You assume all risks associated with use of the data provided on this page.

Race Results

July 19, 2020, Race 8, VENUE HIRE AT ADDINGTON TROT, Distance 2000m, Addington - Survey 3200m

Result	TAB no.	Horse (Barrier)	2000 to	1800m to	1600m to	1400m to	1200m to	1000m to	800m to	600m to	400m to	200m to	Total or	Margin
4th	2	Tequila Sunset (3)	1800m	1600m	1400m	1200m	1000m	800m	600m	400m	200m	WP	Average	
		Position in running (margin)	-	3(2.0)	5(3.9)	6(4.9)	7(5.6)	7(5.9)	9(6.1)	11(6.9)	10(6.1)	7(4.7)		2.70
		Sectional time (s)	17.35	15.64	16.09	15.75	16.04	16.17	15.04	15.08	14.98	14.35		
		Cumulative time (s)	156.49	139.14	123.50	107.41	91.66	75.62	59.45	44.41	29.33	14.35	2:36.49	
		Speed (m/s)	11.53	12.79	12.43	12.70	12.47	12.37	13.30	13.26	13.35	13.94	12.78	
		Stride length (m)	5.02	5.66	5.64	5.71	5.70	5.64	5.80	5.82	5.81	5.84	5.65	
		Stride duration (s)	0.434	0.442	0.454	0.450	0.457	0.456	0.436	0.439	0.435	0.419	0.442	
		Stride efficiency (%)	39.32	50.01	49.67	51.01	50.82	49.64	52.66	53.02	52.78	53.36	49.97	
		Stride count	39.87	35.35	35.48	35.01	35.07	35.49	34.45	34.34	34.41	34.22	353.69	



Note: Horizontal distance axis grid lines are 200m furlongs.

Disclaimer.

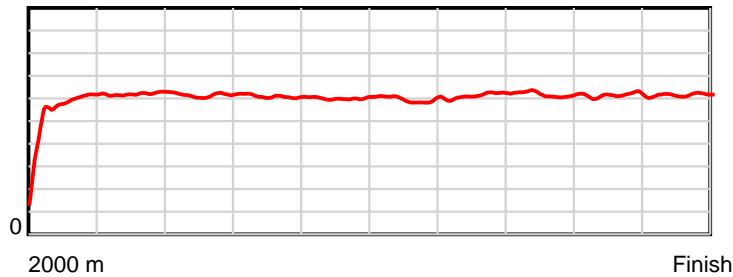
HRNZ and NZMTC and Thoroughbred Ratings Pty Ltd accepts no responsibility for the completeness or accuracy of any of the information contained herein, and makes no representations about its suitability for any particular purpose. Users should make their own judgements about those matters and/or seek independent advice. You assume all risks associated with use of the data provided on this page.

Race Results

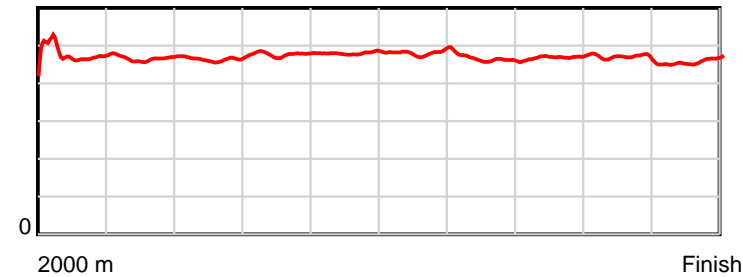
July 19, 2020, Race 8, VENUE HIRE AT ADDINGTON TROT, Distance 2000m, Addington - Survey 3200m

Result	TAB no.	Horse (Barrier)	2000 to	1800m to	1600m to	1400m to	1200m to	1000m to	800m to	600m to	400m to	200m to	Total or	Margin
5th	7	Rachmaninov (6)	1800m	1600m	1400m	1200m	1000m	800m	600m	400m	200m	WP	Average	
		Position in running (margin)	-	4(2.0)	3(2.1)	1(0.0)	1(0.0)	1(0.0)	1(0.0)	3(0.8)	3(1.5)	3(2.5)		3.50
		Sectional time (s)	17.34	15.33	15.59	15.62	15.99	16.14	15.04	15.34	15.36	14.87		
		Cumulative time (s)	156.62	139.28	123.95	108.36	92.74	76.75	60.61	45.57	30.23	14.87	2:36.62	
		Speed (m/s)	11.53	13.05	12.83	12.80	12.51	12.39	13.30	13.04	13.02	13.45	12.77	
		Stride length (m)	5.60	6.08	5.96	6.11	6.00	5.97	6.17	6.12	6.10	6.16	6.02	
		Stride duration (s)	0.478	0.466	0.464	0.477	0.480	0.482	0.464	0.469	0.468	0.458	0.472	
		Stride efficiency (%)	49.06	57.81	55.49	58.37	56.29	55.68	59.43	58.54	58.15	59.35	56.70	
		Stride count	35.69	32.88	33.56	32.72	33.32	33.51	32.43	32.68	32.79	32.45	332.03	

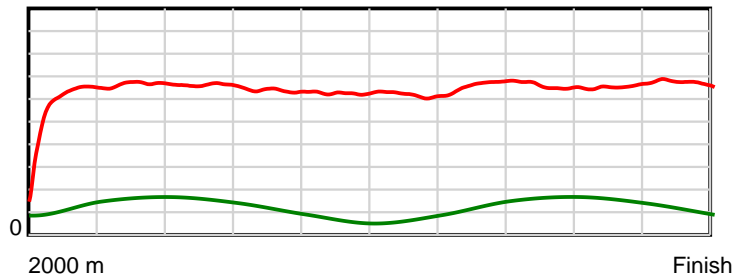
10 m Stride length



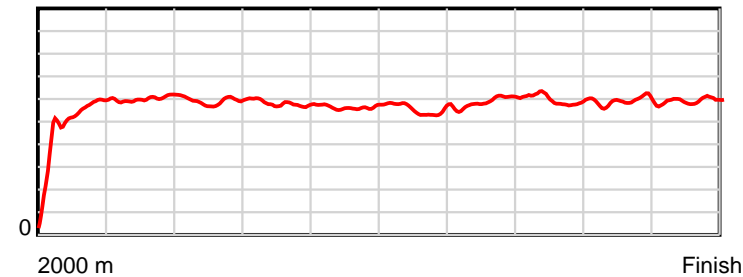
0.6 s Stride duration



20 m/sec Speed



100 % Stride efficiency



Note: Horizontal distance axis grid lines are 200m furlongs.

Disclaimer.

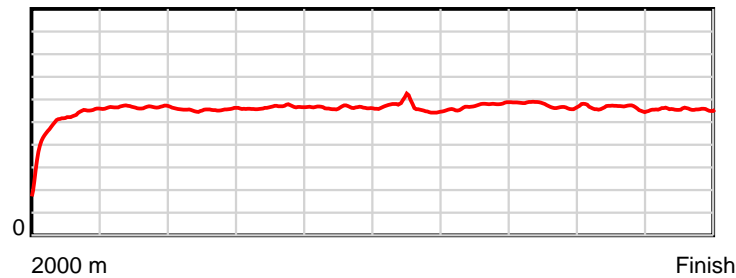
HRNZ and NZMTC and Thoroughbred Ratings Pty Ltd accepts no responsibility for the completeness or accuracy of any of the information contained herein, and makes no representations about its suitability for any particular purpose. Users should make their own judgements about those matters and/or seek independent advice. You assume all risks associated with use of the data provided on this page.

Race Results

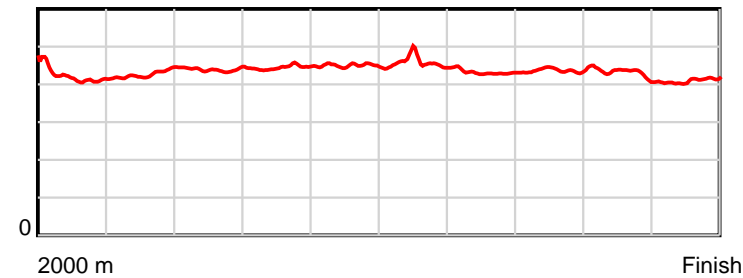
July 19, 2020, Race 8, VENUE HIRE AT ADDINGTON TROT, Distance 2000m, Addington - Survey 3200m

Result	TAB no.	Horse (Barrier)	2000 to	1800m to	1600m to	1400m to	1200m to	1000m to	800m to	600m to	400m to	200m to	Total or	Margin
6th	10	Shpeedy (9)	1800m	1600m	1400m	1200m	1000m	800m	600m	400m	200m	WP	Average	
		Position in running (margin)	-	2(0.3)	1(0.0)	2(0.8)	3(1.8)	3(2.1)	3(1.9)	6(2.6)	6(3.1)	5(3.9)		4.60
		Sectional time (s)	17.09	15.28	16.07	15.79	16.03	16.11	15.02	15.30	15.34	14.78		
		Cumulative time (s)	156.81	139.72	124.44	108.37	92.58	76.55	60.44	45.42	30.12	14.78	2:36.81	
		Speed (m/s)	11.70	13.09	12.45	12.67	12.48	12.41	13.32	13.07	13.04	13.53	12.75	
		Stride length (m)	5.03	5.59	5.46	5.64	5.60	5.65	5.74	5.71	5.61	5.54	5.55	
		Stride duration (s)	0.423	0.427	0.439	0.445	0.449	0.455	0.431	0.437	0.430	0.409	0.435	
		Stride efficiency (%)	39.51	48.89	46.62	49.65	49.08	49.91	51.53	51.02	49.20	47.88	48.15	
		Stride count	39.77	35.76	36.61	35.48	35.69	35.39	34.83	35.00	35.64	36.13	360.30	

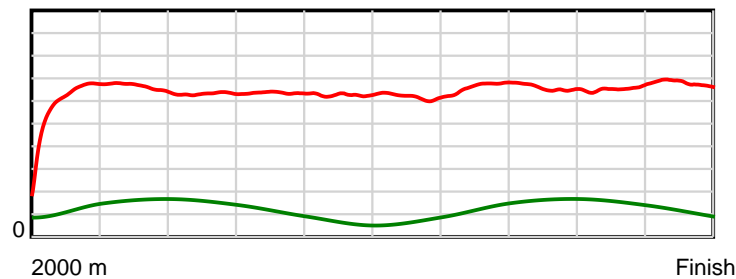
10 m Stride length



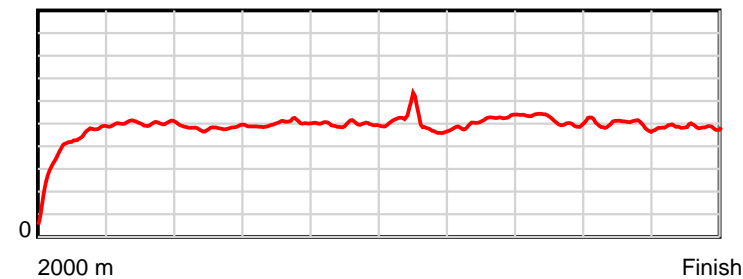
0.6 s Stride duration



20 m/sec Speed



100 % Stride efficiency



Note: Horizontal distance axis grid lines are 200m furlongs.

Disclaimer.

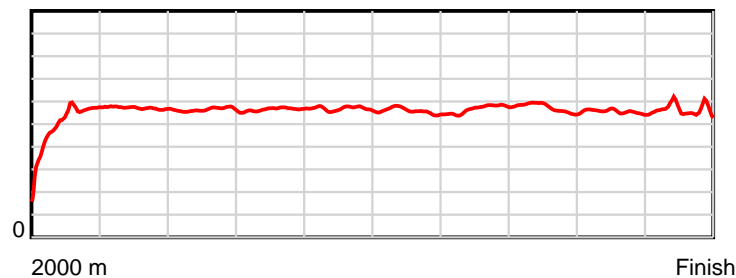
HRNZ and NZMTC and Thoroughbred Ratings Pty Ltd accepts no responsibility for the completeness or accuracy of any of the information contained herein, and makes no representations about its suitability for any particular purpose. Users should make their own judgements about those matters and/or seek independent advice. You assume all risks associated with use of the data provided on this page.

Race Results

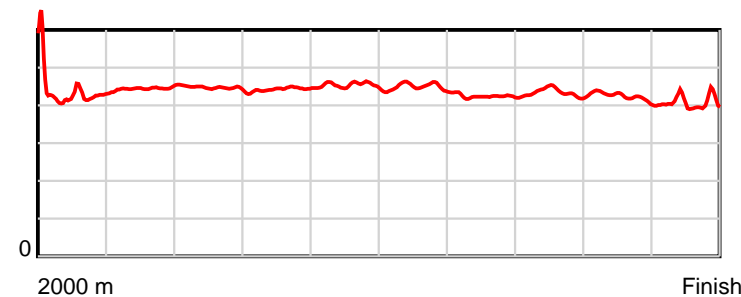
July 19, 2020, Race 8, VENUE HIRE AT ADDINGTON TROT, Distance 2000m, Addington - Survey 3200m

Result	TAB no.	Horse (Barrier)	2000 to	1800m to	1600m to	1400m to	1200m to	1000m to	800m to	600m to	400m to	200m to	Total or	Margin
7th	5	Noble Mistress (5)	1800m	1600m	1400m	1200m	1000m	800m	600m	400m	200m	WP	Average	
		Position in running (margin)	-	1(0.0)	2(1.8)	4(2.7)	4(3.1)	5(4.0)	6(4.1)	9(4.6)	9(5.0)	9(5.9)		4.80
		Sectional time (s)	16.95	15.63	16.08	15.68	16.14	16.16	15.00	15.27	15.35	14.59		
		Cumulative time (s)	156.85	139.90	124.27	108.19	92.51	76.37	60.21	45.21	29.94	14.59	2:36.85	
		Speed (m/s)	11.80	12.80	12.44	12.76	12.39	12.38	13.33	13.10	13.03	13.71	12.75	
		Stride length (m)	5.04	5.69	5.55	5.65	5.61	5.56	5.65	5.67	5.51	5.53	5.54	
		Stride duration (s)	0.427	0.445	0.446	0.443	0.453	0.449	0.424	0.433	0.423	0.404	0.434	
		Stride efficiency (%)	39.70	50.57	48.17	49.82	49.24	48.23	49.89	50.28	47.49	47.84	47.96	
		Stride count	39.68	35.16	36.02	35.42	35.63	36.00	35.40	35.26	36.28	36.15	361.00	

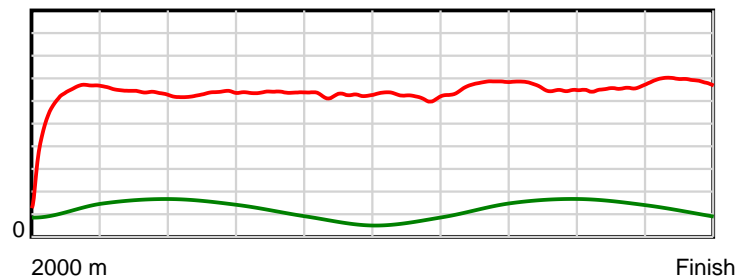
10 m Stride length



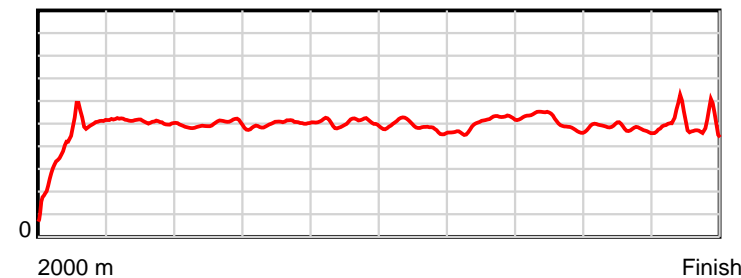
0.6 s Stride duration



20 m/sec Speed



100 % Stride efficiency



Note: Horizontal distance axis grid lines are 200m furlongs.

Disclaimer.

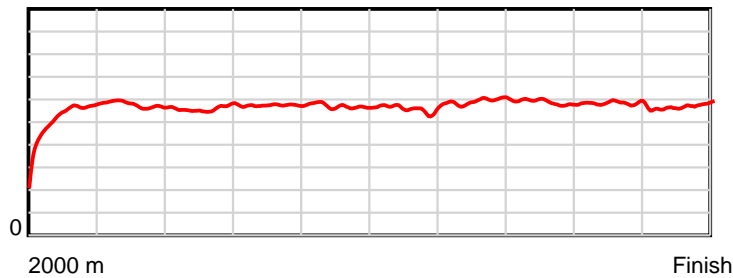
HRNZ and NZMTC and Thoroughbred Ratings Pty Ltd accepts no responsibility for the completeness or accuracy of any of the information contained herein, and makes no representations about its suitability for any particular purpose. Users should make their own judgements about those matters and/or seek independent advice. You assume all risks associated with use of the data provided on this page.

Race Results

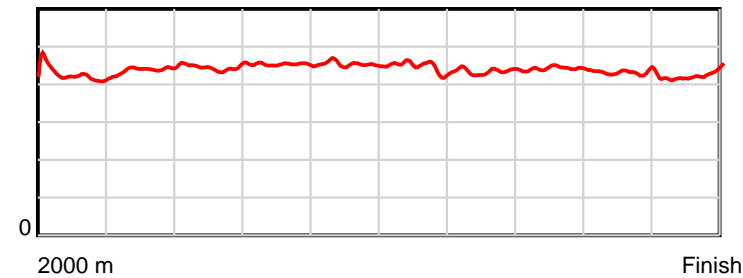
July 19, 2020, Race 8, VENUE HIRE AT ADDINGTON TROT, Distance 2000m, Addington - Survey 3200m

Result	TAB no.	Horse (Barrier)	2000 to	1800m to	1600m to	1400m to	1200m to	1000m to	800m to	600m to	400m to	200m to	Total or	Margin
8th	13	Cabella Noir (12)	1800m	1600m	1400m	1200m	1000m	800m	600m	400m	200m	WP	Average	
		Position in running (margin)	-	6(6.0)	6(6.1)	8(6.6)	8(7.8)	9(7.9)	10(6.2)	10(5.5)	11(6.5)	10(6.7)		7.90
		Sectional time (s)	18.08	15.34	16.02	15.83	16.00	15.86	14.79	15.38	15.23	14.86		
		Cumulative time (s)	157.39	139.31	123.97	107.95	92.12	76.12	60.26	45.47	30.09	14.86	2:37.39	
		Speed (m/s)	11.06	13.04	12.48	12.63	12.50	12.61	13.52	13.00	13.13	13.46	12.71	
		Stride length (m)	5.22	5.72	5.56	5.72	5.67	5.63	5.88	5.75	5.64	5.71	5.65	
		Stride duration (s)	0.427	0.439	0.446	0.452	0.454	0.447	0.435	0.442	0.430	0.424	0.444	
		Stride efficiency (%)	42.65	51.12	48.37	51.06	50.27	49.57	54.09	51.60	49.76	50.89	49.81	
		Stride count	38.28	34.97	35.95	34.99	35.26	35.51	33.99	34.80	35.44	35.05	354.24	

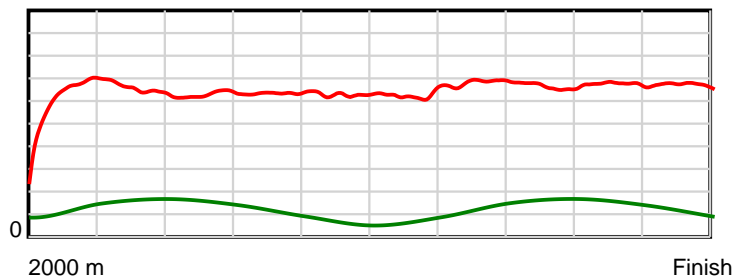
10 m Stride length



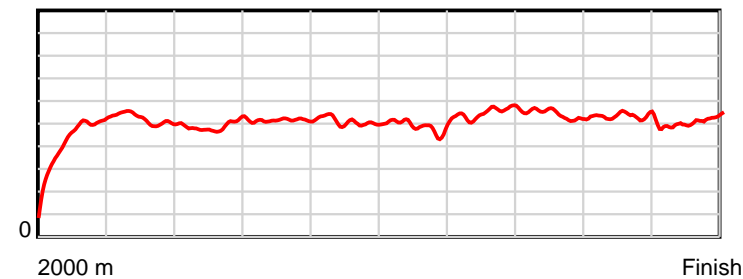
0.6 s Stride duration



20 m/sec Speed



100 % Stride efficiency



Note: Horizontal distance axis grid lines are 200m furlongs.

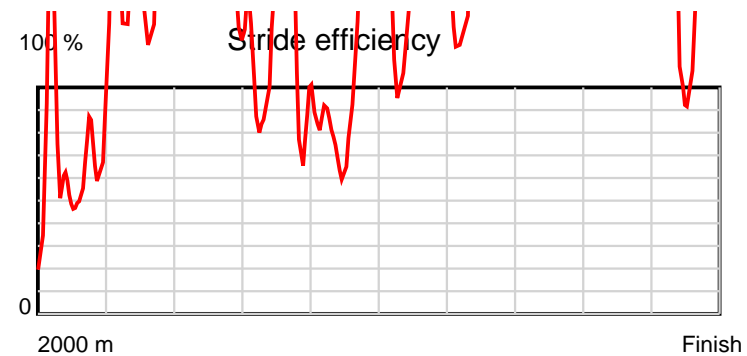
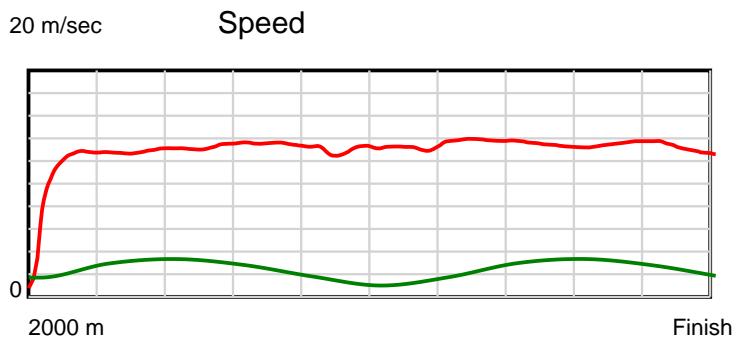
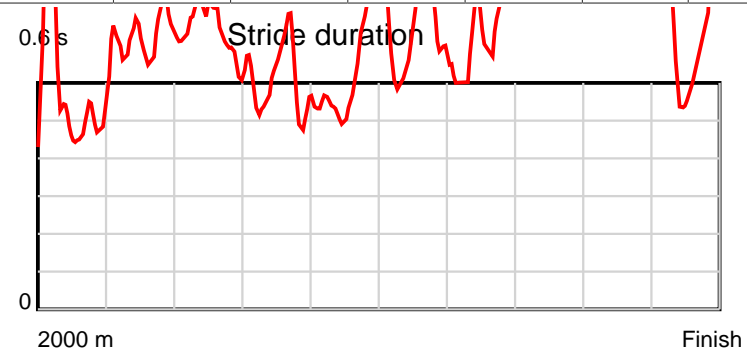
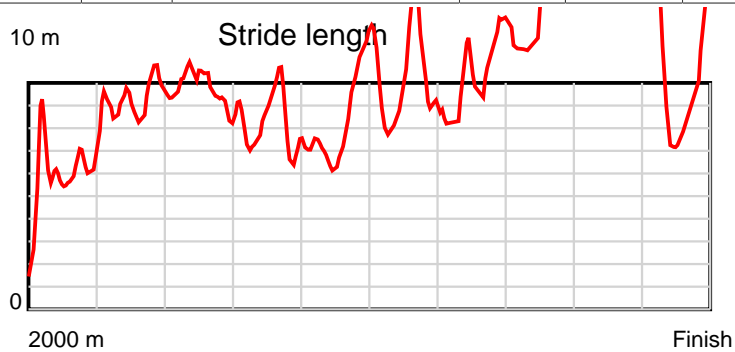
Disclaimer.

HRNZ and NZMTC and Thoroughbred Ratings Pty Ltd accepts no responsibility for the completeness or accuracy of any of the information contained herein, and makes no representations about its suitability for any particular purpose. Users should make their own judgements about those matters and/or seek independent advice. You assume all risks associated with use of the data provided on this page.

Race Results

July 19, 2020, Race 8, VENUE HIRE AT ADDINGTON TROT, Distance 2000m, Addington - Survey 3200m

Result	TAB no.	Horse (Barrier)	2000 to	1800m to	1600m to	1400m to	1200m to	1000m to	800m to	600m to	400m to	200m to	Total or	Margin
9th	8	Honeys Son (7)	1800m	1600m	1400m	1200m	1000m	800m	600m	400m	200m	WP	Average	
		Position in running (margin)	-	13(16.4)	12(19.8)	12(16.8)	12(12.5)	12(10.2)	11(6.3)	8(3.8)	8(4.8)	6(4.5)		9.70
		Sectional time (s)	19.64	15.89	15.44	14.90	15.62	15.48	14.48	15.38	15.15	15.72		
		Cumulative time (s)	157.70	138.06	122.17	106.73	91.83	76.21	60.73	46.25	30.87	15.72	2:37.70	
		Speed (m/s)	10.18	12.59	12.95	13.42	12.80	12.92	13.81	13.00	13.20	12.72	12.68	
		Stride length (m)	6.17	7.44	7.64	7.00	7.94	8.26	7.45	10.09	14.78	7.20	7.95	
		Stride duration (s)	0.564	0.591	0.590	0.522	0.620	0.639	0.540	0.776	1.120	0.566	0.627	
		Stride efficiency (%)	59.42	86.43	91.14	76.67	98.42	106.60	86.80	159.01	341.42	80.90	98.85	
		Stride count	32.43	26.89	26.19	28.55	25.20	24.21	26.83	19.83	13.53	27.80	251.46	



Note: Horizontal distance axis grid lines are 200m furlongs.

Disclaimer.

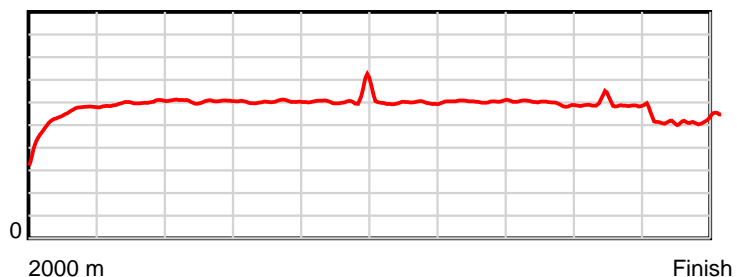
HRNZ and NZMTC and Thoroughbred Ratings Pty Ltd accepts no responsibility for the completeness or accuracy of any of the information contained herein, and makes no representations about its suitability for any particular purpose. Users should make their own judgements about those matters and/or seek independent advice. You assume all risks associated with use of the data provided on this page.

Race Results

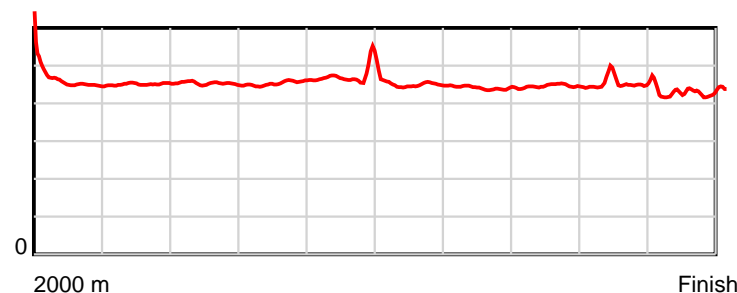
July 19, 2020, Race 8, VENUE HIRE AT ADDINGTON TROT, Distance 2000m, Addington - Survey 3200m

Result	TAB no.	Horse (Barrier)	2000 to	1800m to	1600m to	1400m to	1200m to	1000m to	800m to	600m to	400m to	200m to	Total or	Margin
10th	17	Mickey Jay (1)	1800m	1600m	1400m	1200m	1000m	800m	600m	400m	200m	WP	Average	
		Position in running (margin)	-	11(12.8)	10(14.6)	10(11.3)	9(7.9)	8(6.6)	5(2.0)	1(0.0)	2(1.1)	8(4.9)		13.60
		Sectional time (s)	19.21	15.63	15.38	15.05	15.77	15.38	14.58	15.39	15.84	16.16		
		Cumulative time (s)	158.39	139.18	123.55	108.17	93.12	77.35	61.97	47.39	32.00	16.16	2:38.39	
		Speed (m/s)	10.41	12.80	13.00	13.29	12.68	13.00	13.72	13.00	12.63	12.38	12.63	
		Stride length (m)	5.34	5.76	5.89	6.03	5.99	5.83	6.04	5.80	5.65	5.30	5.75	
		Stride duration (s)	0.460	0.451	0.453	0.454	0.472	0.448	0.440	0.446	0.447	0.428	0.455	
		Stride efficiency (%)	44.60	51.92	54.17	56.78	56.07	53.14	56.94	52.50	49.86	43.86	51.68	
		Stride count	37.43	34.70	33.97	33.18	33.39	34.30	33.13	34.51	35.41	37.75	347.77	

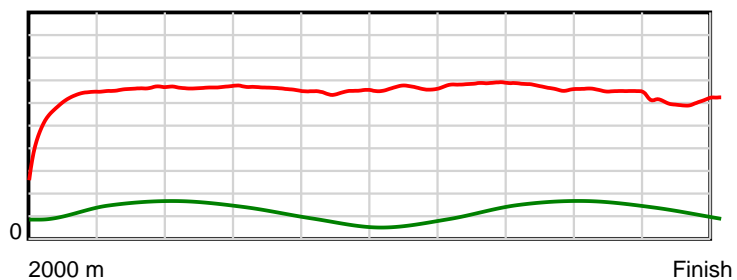
10 m Stride length



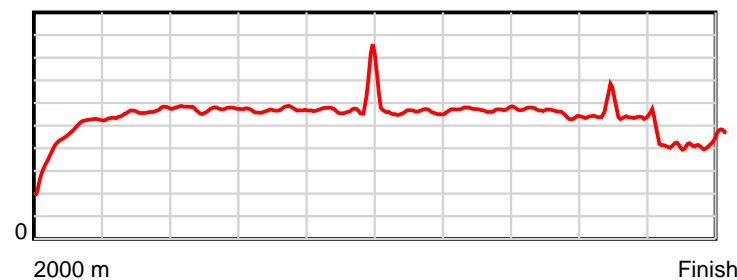
0.6 s Stride duration



20 m/sec Speed



100 % Stride efficiency



Note: Horizontal distance axis grid lines are 200m furlongs.

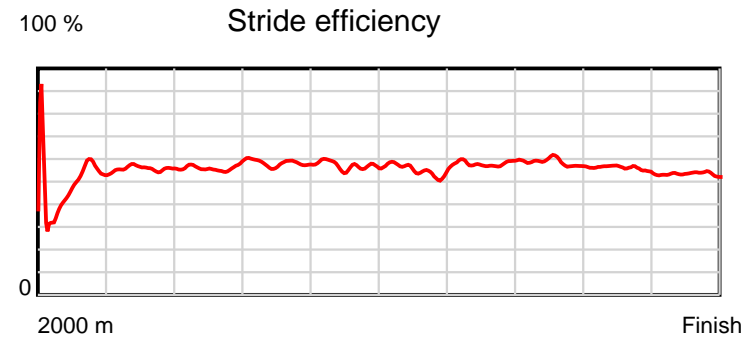
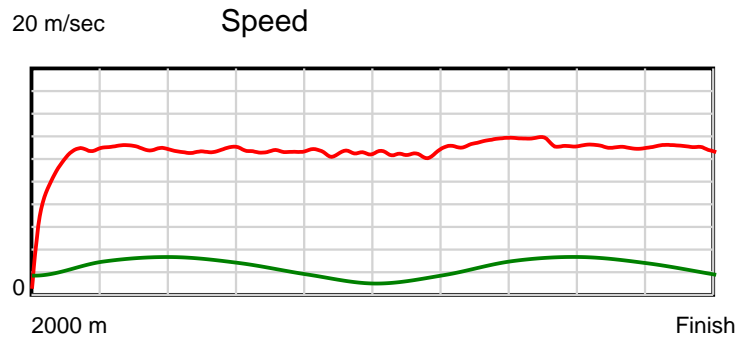
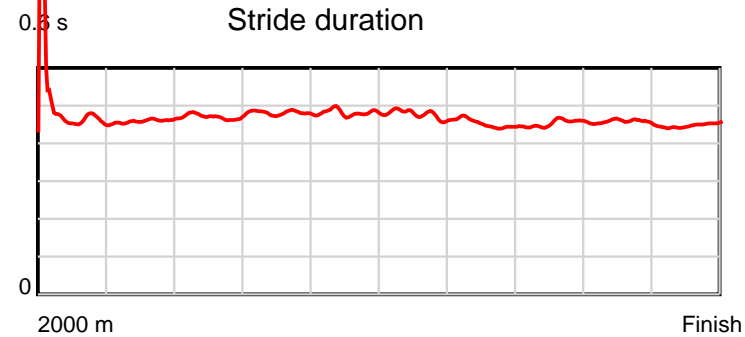
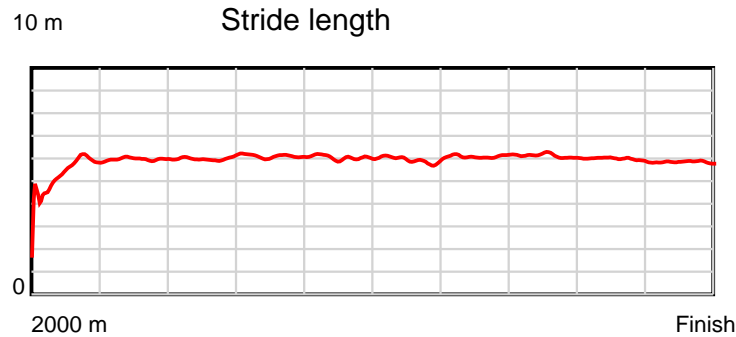
Disclaimer.

HRNZ and NZMTC and Thoroughbred Ratings Pty Ltd accepts no responsibility for the completeness or accuracy of any of the information contained herein, and makes no representations about its suitability for any particular purpose. Users should make their own judgements about those matters and/or seek independent advice. You assume all risks associated with use of the data provided on this page.

Race Results

July 19, 2020, Race 8, VENUE HIRE AT ADDINGTON TROT, Distance 2000m, Addington - Survey 3200m

Result	TAB no.	Horse (Barrier)	2000 to	1800m to	1600m to	1400m to	1200m to	1000m to	800m to	600m to	400m to	200m to	Total or	Margin
11th	1	Raining In My ... (2)	1800m	1600m	1400m	1200m	1000m	800m	600m	400m	200m	WP	Average	
		Position in running (margin)	-	9(9.0)	8(9.7)	9(9.2)	10(9.9)	11(9.6)	12(9.2)	12(8.8)	12(8.4)	11(9.8)		14.00
		Sectional time (s)	18.59	15.44	15.85	15.74	15.95	16.07	14.85	15.13	15.44	15.41		
		Cumulative time (s)	158.47	139.88	124.44	108.59	92.85	76.90	60.83	45.98	30.85	15.41	2:38.47	
		Speed (m/s)	10.76	12.95	12.62	12.71	12.54	12.45	13.47	13.22	12.95	12.98	12.62	
		Stride length (m)	5.33	5.95	5.95	6.11	6.04	5.93	6.08	5.99	5.92	5.82	5.90	
		Stride duration (s)	0.478	0.459	0.471	0.481	0.481	0.476	0.452	0.453	0.457	0.449	0.468	
		Stride efficiency (%)	44.34	55.33	55.23	58.32	56.92	54.96	57.81	56.11	54.78	53.00	54.46	
		Stride count	37.55	33.61	33.64	32.74	33.14	33.72	32.88	33.38	33.78	34.34	338.78	



Note: Horizontal distance axis grid lines are 200m furlongs.

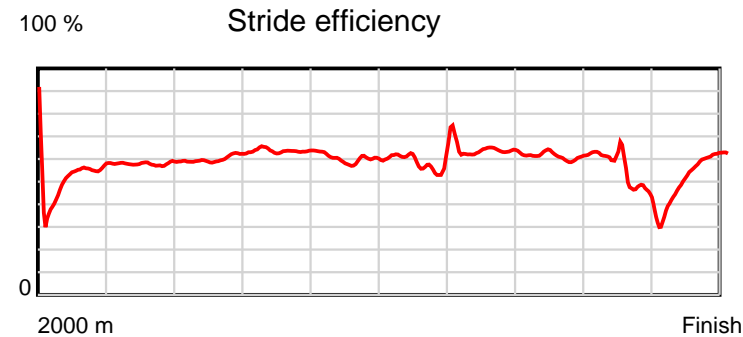
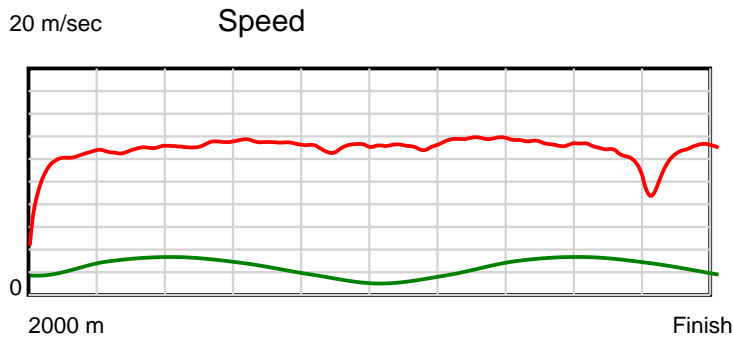
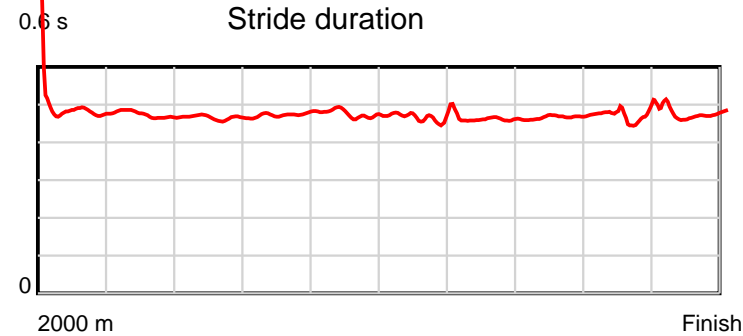
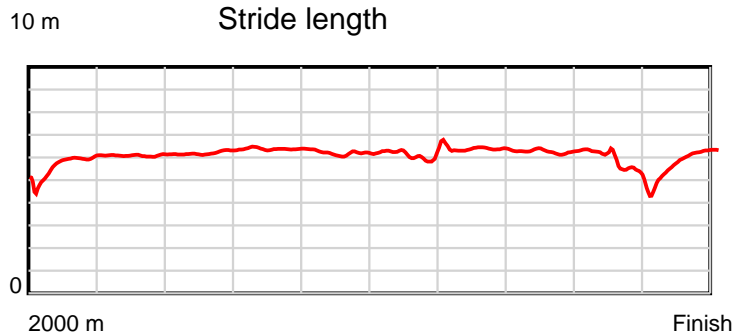
Disclaimer.

HRNZ and NZMTC and Thoroughbred Ratings Pty Ltd accepts no responsibility for the completeness or accuracy of any of the information contained herein, and makes no representations about its suitability for any particular purpose. Users should make their own judgements about those matters and/or seek independent advice. You assume all risks associated with use of the data provided on this page.

Race Results

July 19, 2020, Race 8, VENUE HIRE AT ADDINGTON TROT, Distance 2000m, Addington - Survey 3200m

Result	TAB no.	Horse (Barrier)	2000 to	1800m to	1600m to	1400m to	1200m to	1000m to	800m to	600m to	400m to	200m to	Total or	Margin
12th	15	Ardee Trouble (0)	1800m	1600m	1400m	1200m	1000m	800m	600m	400m	200m	WP	Average	
		Position in running (margin)	-	12(13.9)	11(18.1)	11(14.1)	11(9.9)	10(8.3)	8(4.9)	5(2.3)	5(2.8)	12(19.0)		24.90
		Sectional time (s)	19.45	16.02	15.27	14.93	15.71	15.59	14.47	15.28	17.90	15.75		
		Cumulative time (s)	160.37	140.92	124.90	109.63	94.70	78.99	63.40	48.93	33.65	15.75	2:40.37	
		Speed (m/s)	10.28	12.48	13.10	13.40	12.73	12.83	13.82	13.09	11.17	12.70	12.47	
		Stride length (m)	5.60	5.91	6.10	6.34	6.04	5.99	6.36	6.12	5.28	6.02	5.96	
		Stride duration (s)	0.485	0.473	0.466	0.473	0.474	0.467	0.460	0.468	0.472	0.474	0.478	
		Stride efficiency (%)	48.95	54.56	58.19	62.89	57.01	56.13	63.21	58.53	43.53	56.62	55.50	
		Stride count	35.73	33.85	32.77	31.53	33.11	33.37	31.45	32.68	37.89	33.22	335.60	



Note: Horizontal distance axis grid lines are 200m furlongs.

Disclaimer.

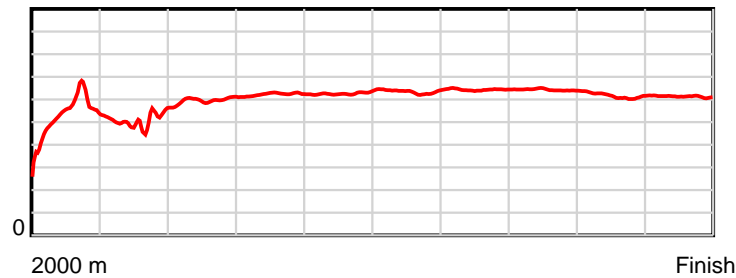
HRNZ and NZMTC and Thoroughbred Ratings Pty Ltd accepts no responsibility for the completeness or accuracy of any of the information contained herein, and makes no representations about its suitability for any particular purpose. Users should make their own judgements about those matters and/or seek independent advice. You assume all risks associated with use of the data provided on this page.

Race Results

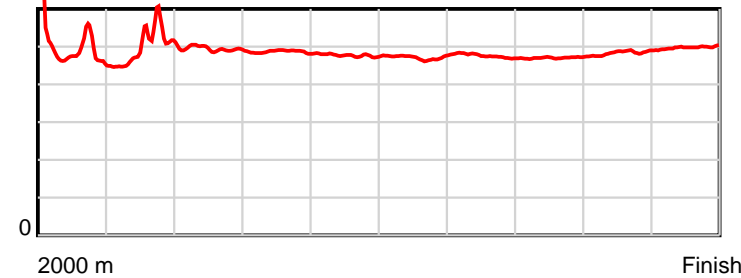
July 19, 2020, Race 8, VENUE HIRE AT ADDINGTON TROT, Distance 2000m, Addington - Survey 3200m

Result	TAB no.	Horse (Barrier)	2000 to	1800m to	1600m to	1400m to	1200m to	1000m to	800m to	600m to	400m to	200m to	Total or	Margin
13th	3	Jerry Garcia (4)	1800m	1600m	1400m	1200m	1000m	800m	600m	400m	200m	WP	Average	
		Position in running (margin)	-	8(8.5)	14(33.7)	14(38.9)	14(39.0)	14(34.5)	14(26.5)	14(25.5)	14(22.8)	13(26.5)		34.20
		Sectional time (s)	18.51	19.53	16.81	15.65	15.22	14.81	14.74	14.76	15.81	16.16		
		Cumulative time (s)	162.00	143.49	123.96	107.15	91.50	76.28	61.47	46.73	31.97	16.16	2:42.00	
		Speed (m/s)	10.80	10.24	11.90	12.78	13.14	13.50	13.57	13.55	12.65	12.38	12.35	
		Stride length (m)	5.32	5.03	5.88	6.22	6.26	6.36	6.45	6.37	6.12	6.17	5.98	
		Stride duration (s)	0.485	0.492	0.494	0.486	0.477	0.471	0.475	0.470	0.484	0.499	0.484	
		Stride efficiency (%)	44.15	39.59	54.01	60.36	61.24	63.27	65.01	63.45	58.52	59.57	55.89	
		Stride count	37.63	39.73	34.02	32.18	31.95	31.43	31.01	31.39	32.68	32.39	334.41	

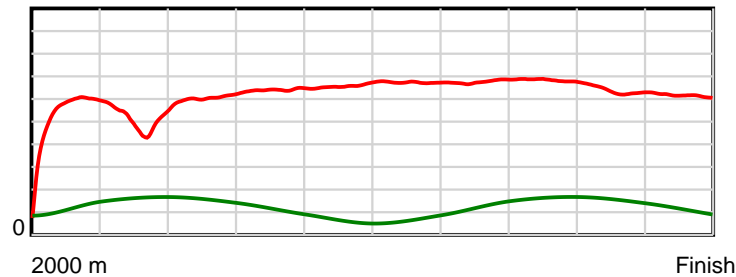
10 m Stride length



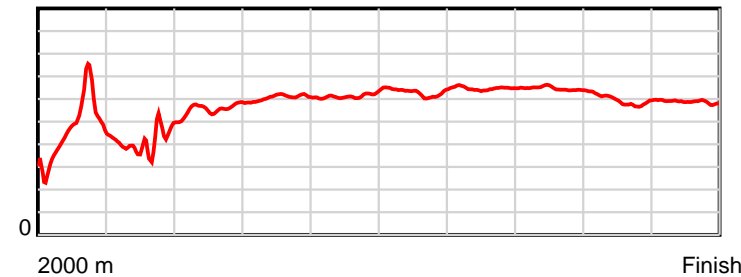
0.6 s Stride duration



20 m/sec Speed



100 % Stride efficiency



Note: Horizontal distance axis grid lines are 200m furlongs.

Disclaimer.

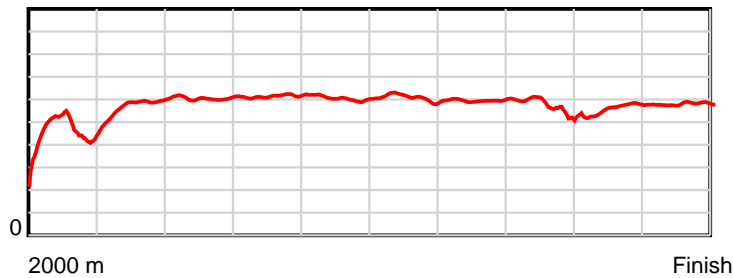
HRNZ and NZMTC and Thoroughbred Ratings Pty Ltd accepts no responsibility for the completeness or accuracy of any of the information contained herein, and makes no representations about its suitability for any particular purpose. Users should make their own judgements about those matters and/or seek independent advice. You assume all risks associated with use of the data provided on this page.

Race Results

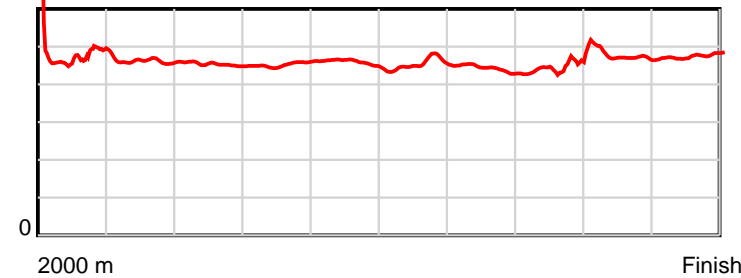
July 19, 2020, Race 8, VENUE HIRE AT ADDINGTON TROT, Distance 2000m, Addington - Survey 3200m

Result	TAB no.	Horse (Barrier)	2000 to	1800m to	1600m to	1400m to	1200m to	1000m to	800m to	600m to	400m to	200m to	Total or	Margin
14th	11	Majestic Rollo... (10)	1800m	1600m	1400m	1200m	1000m	800m	600m	400m	200m	WP	Average	
		Position in running (margin)	-	14(24.4)	13(31.5)	13(27.7)	13(22.4)	13(18.0)	13(11.4)	13(10.7)	13(14.6)	14(28.3)		36.20
		Sectional time (s)	21.10	16.50	15.30	14.75	15.24	15.05	14.79	15.86	17.48	16.28		
		Cumulative time (s)	162.35	141.25	124.75	109.45	94.70	79.46	64.41	49.62	33.76	16.28	2:42.35	
		Speed (m/s)	9.48	12.12	13.07	13.56	13.12	13.29	13.52	12.61	11.44	12.29	12.32	
		Stride length (m)	4.43	5.59	5.92	6.14	6.01	6.04	5.97	5.52	5.43	5.85	5.64	
		Stride duration (s)	0.452	0.461	0.453	0.453	0.458	0.455	0.442	0.437	0.474	0.476	0.458	
		Stride efficiency (%)	30.69	48.86	54.82	58.89	56.39	57.04	55.73	47.54	46.02	53.49	49.76	
		Stride count	45.13	35.77	33.77	32.58	33.29	33.10	33.49	36.26	36.86	34.19	354.44	

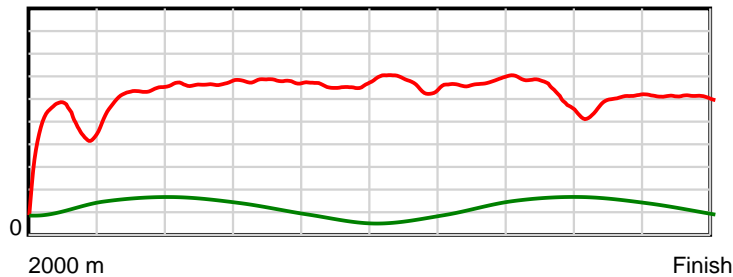
10 m Stride length



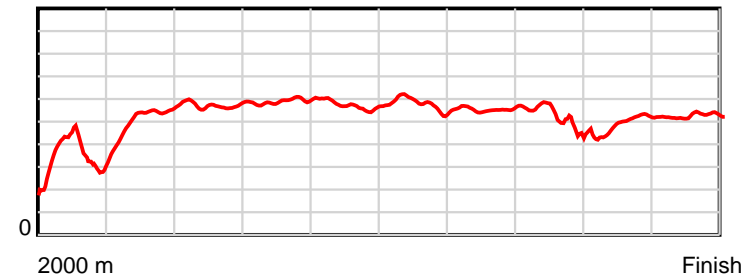
0.6 s Stride duration



20 m/sec Speed



100 % Stride efficiency



Note: Horizontal distance axis grid lines are 200m furlongs.

Disclaimer.

HRNZ and NZMTC and Thoroughbred Ratings Pty Ltd accepts no responsibility for the completeness or accuracy of any of the information contained herein, and makes no representations about its suitability for any particular purpose. Users should make their own judgements about those matters and/or seek independent advice. You assume all risks associated with use of the data provided on this page.