



Race Results

NZ Metropolitan Trotting Club Inc, HRNZ, July 19, 2020

Compilation date: July 19, 2020, 5:15:26 PM (NZST)

Copyright © 2020 HRNZ and NZMTC. All rights reserved.

Trademarks.

StrideMASTER is a registered trademark of Thoroughbred Ratings Pty Ltd.

Disclaimer.

HRNZ and NZMTC and Thoroughbred Ratings Pty Ltd accepts no responsibility for the completeness or accuracy of any of the information contained herein, and makes no representations about its suitability for any particular purpose. Users should make their own judgements about those matters and/or seek independent advice. You assume all risks associated with use of the data provided on this page.



Race Results



July 19, 2020, Race 9, BLUE STAR TAXIS MOBILE PACE, Distance 2600m, Addington - Survey 3200m

Result	TAB no.	Horse (Barrier)	2600 to	2400m to
1st	1	Luella (1)	2400m	2200m
		Position in running (margin)	-	2(0.3)
		Sectional time (s)	13.29	14.38
		Cumulative time (s)	197.53	184.24
		Speed (m/s)	15.05	13.91
		Stride length (m)	6.65	6.66
		Stride duration (s)	0.437	0.479
		Stride efficiency (%)	69.07	69.25
		Stride count	30.08	30.04

Disclaimer.

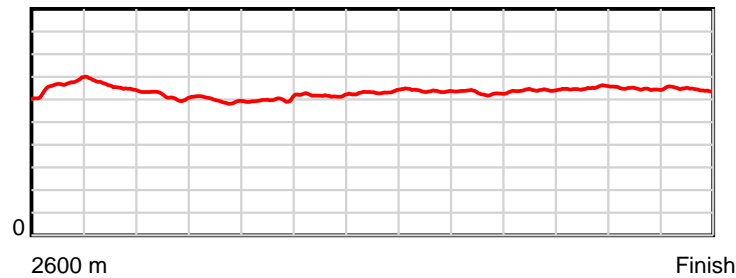
HRNZ and NZMTC and Thoroughbred Ratings Pty Ltd accepts no responsibility for the completeness or accuracy of any of the information contained herein, and makes no representations about its suitability for any particular purpose. Users should make their own judgements about those matters and/or seek independent advice. You assume all risks associated with use of the data provided on this page.

Race Results

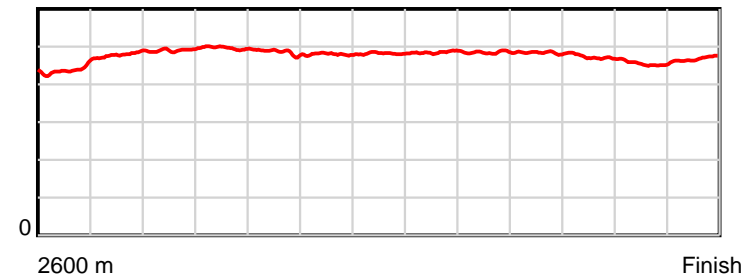
July 19, 2020, Race 9, BLUE STAR TAXIS MOBILE PACE, Distance 2600m, Addington - Survey 3200m

Result	TAB no.	Horse (Barrier)	2200m to	2000m to	1800m to	1600m to	1400m to	1200m to	1000m to	800m to	600m to	400m to	200m to	Total or	Margin
1st	1	Luella (1)	2000m	1800m	1600m	1400m	1200m	1000m	800m	600m	400m	200m	WP	Average	
		Position in running (margin)	1(0.0)	1(0.0)	1(0.0)	1(0.0)	1(0.0)	1(0.0)	1(0.0)	1(0.0)	1(0.0)	1(0.0)	1(0.0)		0.00
		Sectional time (s)	15.99	16.89	16.51	15.62	15.37	15.16	15.49	15.30	14.85	14.12	14.56		
		Cumulative time (s)	169.86	153.87	136.98	120.47	104.85	89.48	74.32	58.83	43.53	28.68	14.56	3:17.53	
		Speed (m/s)	12.51	11.84	12.11	12.80	13.01	13.19	12.91	13.07	13.47	14.16	13.74	13.16	
		Stride length (m)	6.13	5.88	5.89	6.14	6.26	6.40	6.25	6.32	6.37	6.45	6.43	6.29	
		Stride duration (s)	0.490	0.497	0.486	0.479	0.481	0.485	0.484	0.484	0.473	0.455	0.468	0.478	
		Stride efficiency (%)	58.69	54.05	54.26	58.86	61.27	63.99	61.05	62.46	63.42	64.94	64.65	61.75	
		Stride count	32.63	34.01	33.94	32.59	31.94	31.25	32.00	31.63	31.39	31.02	31.09	413.61	

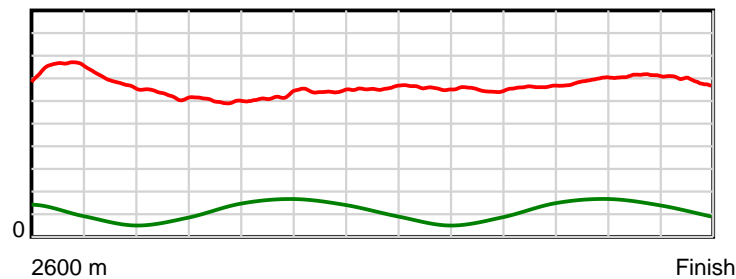
10 m Stride length



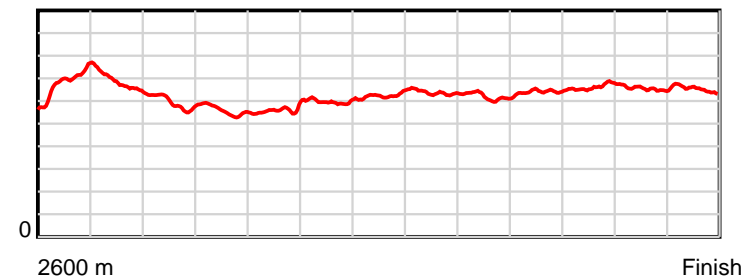
0.6 s Stride duration



20 m/sec Speed



100 % Stride efficiency



Note: Horizontal distance axis grid lines are 200m furlongs.

Disclaimer.

HRNZ and NZMTC and Thoroughbred Ratings Pty Ltd accepts no responsibility for the completeness or accuracy of any of the information contained herein, and makes no representations about its suitability for any particular purpose. Users should make their own judgements about those matters and/or seek independent advice. You assume all risks associated with use of the data provided on this page.



Race Results



July 19, 2020, Race 9, BLUE STAR TAXIS MOBILE PACE, Distance 2600m, Addington - Survey 3200m

Result	TAB no.	Horse (Barrier)	2600 to	2400m to
2nd	10	Machs Mareta (9)	2400m	2200m
		Position in running (margin)	-	3(4.3)
		Sectional time (s)	14.01	14.60
		Cumulative time (s)	197.66	183.65
		Speed (m/s)	14.27	13.70
		Stride length (m)	5.91	5.79
		Stride duration (s)	0.401	0.422
		Stride efficiency (%)	54.65	52.31
		Stride count	33.82	34.57

Disclaimer.

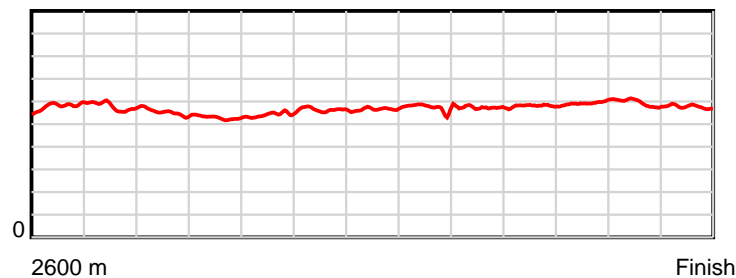
HRNZ and NZMTC and Thoroughbred Ratings Pty Ltd accepts no responsibility for the completeness or accuracy of any of the information contained herein, and makes no representations about its suitability for any particular purpose. Users should make their own judgements about those matters and/or seek independent advice. You assume all risks associated with use of the data provided on this page.

Race Results

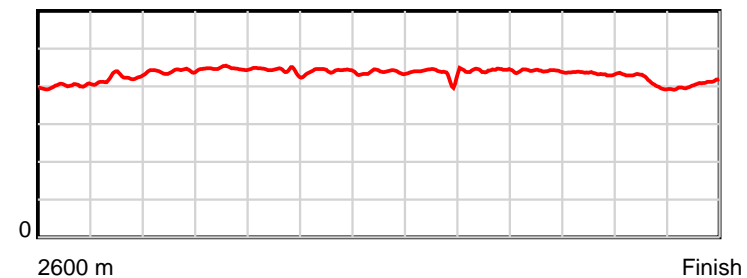
July 19, 2020, Race 9, BLUE STAR TAXIS MOBILE PACE, Distance 2600m, Addington - Survey 3200m

Result	TAB no.	Horse (Barrier)	2200m to	2000m to	1800m to	1600m to	1400m to	1200m to	1000m to	800m to	600m to	400m to	200m to	Total or	Margin
2nd	10	Machs Mareta (9)	2000m	1800m	1600m	1400m	1200m	1000m	800m	600m	400m	200m	WP	Average	
		Position in running (margin)	3(5.4)	3(4.0)	3(3.6)	3(2.6)	4(4.1)	4(4.1)	4(3.8)	4(3.6)	4(3.5)	4(3.3)	3(2.6)		0.80
		Sectional time (s)	15.76	16.82	16.33	15.88	15.36	15.11	15.46	15.28	14.81	14.00	14.24		
		Cumulative time (s)	169.05	153.29	136.47	120.14	104.26	88.90	73.79	58.33	43.05	28.24	14.24	3:17.66	
		Speed (m/s)	12.69	11.89	12.25	12.59	13.02	13.24	12.94	13.09	13.50	14.29	14.04	13.15	
		Stride length (m)	5.59	5.32	5.42	5.56	5.69	5.74	5.73	5.76	5.87	5.93	5.70	5.69	
		Stride duration (s)	0.441	0.447	0.443	0.442	0.437	0.433	0.442	0.440	0.435	0.415	0.406	0.432	
		Stride efficiency (%)	48.89	44.20	45.89	48.32	50.64	51.45	51.22	51.84	53.83	54.91	50.78	50.54	
		Stride count	35.75	37.61	36.91	35.97	35.13	34.85	34.93	34.73	34.08	33.74	35.08	457.17	

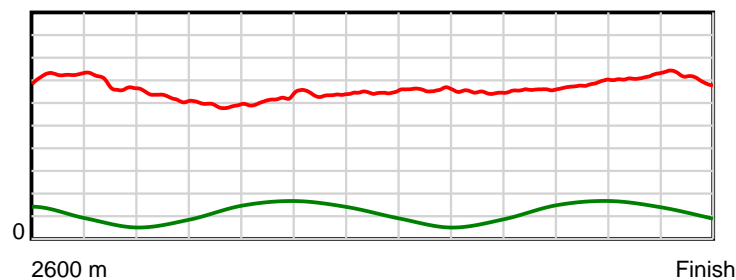
10 m Stride length



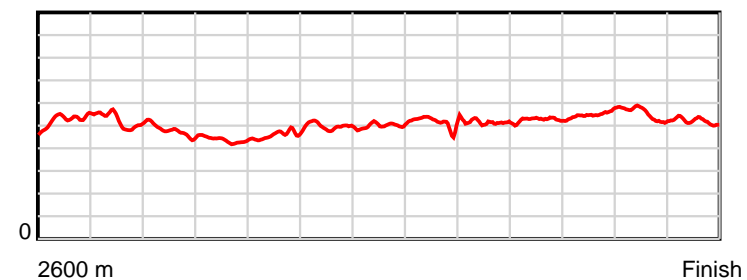
0.6 s Stride duration



20 m/sec Speed



100 % Stride efficiency



Note: Horizontal distance axis grid lines are 200m furlongs.

Disclaimer.

HRNZ and NZMTC and Thoroughbred Ratings Pty Ltd accepts no responsibility for the completeness or accuracy of any of the information contained herein, and makes no representations about its suitability for any particular purpose. Users should make their own judgements about those matters and/or seek independent advice. You assume all risks associated with use of the data provided on this page.



Race Results



July 19, 2020, Race 9, BLUE STAR TAXIS MOBILE PACE, Distance 2600m, Addington - Survey 3200m

Result	TAB no.	Horse (Barrier)	2600 to	2400m to
3rd	3	Mordecai (3)	2400m	2200m
		Position in running (margin)	-	4(4.9)
		Sectional time (s)	14.17	14.96
		Cumulative time (s)	198.05	183.88
		Speed (m/s)	14.11	13.37
		Stride length (m)	6.59	6.43
		Stride duration (s)	0.464	0.481
		Stride efficiency (%)	67.95	64.67
		Stride count	30.33	31.09

Disclaimer.

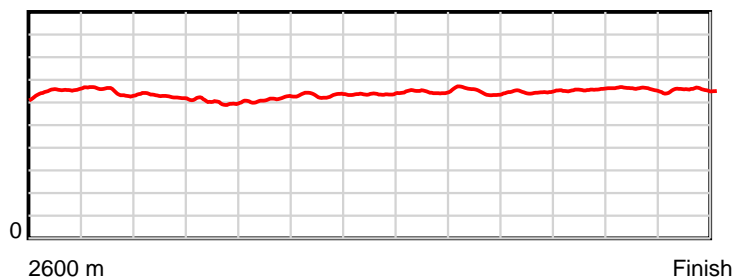
HRNZ and NZMTC and Thoroughbred Ratings Pty Ltd accepts no responsibility for the completeness or accuracy of any of the information contained herein, and makes no representations about its suitability for any particular purpose. Users should make their own judgements about those matters and/or seek independent advice. You assume all risks associated with use of the data provided on this page.

Race Results

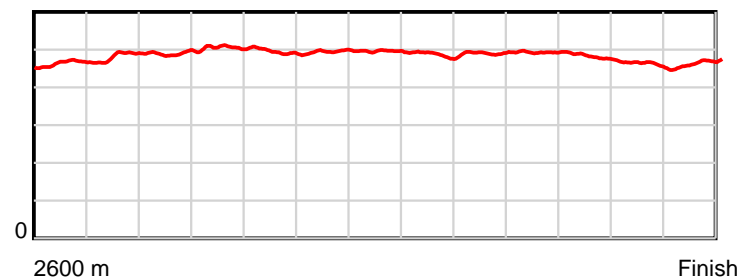
July 19, 2020, Race 9, BLUE STAR TAXIS MOBILE PACE, Distance 2600m, Addington - Survey 3200m

Result	TAB no.	Horse (Barrier)	2200m to	2000m to	1800m to	1600m to	1400m to	1200m to	1000m to	800m to	600m to	400m to	200m to	Total or	Margin
3rd	3	Mordecai (3)	2000m	1800m	1600m	1400m	1200m	1000m	800m	600m	400m	200m	WP	Average	
		Position in running (margin)	5(8.1)	5(7.4)	4(5.5)	5(3.9)	5(5.0)	5(5.0)	5(4.8)	5(4.1)	5(3.5)	5(3.5)	5(4.7)		3.00
		Sectional time (s)	15.87	16.58	16.24	15.80	15.37	15.12	15.38	15.20	14.84	14.32	14.20		
		Cumulative time (s)	168.92	153.05	136.47	120.23	104.43	89.06	73.94	58.56	43.36	28.52	14.20	3:18.05	
		Speed (m/s)	12.60	12.06	12.32	12.66	13.01	13.23	13.00	13.16	13.48	13.97	14.08	13.13	
		Stride length (m)	6.17	6.09	6.10	6.26	6.45	6.44	6.39	6.49	6.48	6.43	6.55	6.37	
		Stride duration (s)	0.490	0.505	0.495	0.495	0.496	0.487	0.491	0.493	0.480	0.460	0.465	0.485	
		Stride efficiency (%)	59.58	57.97	58.12	61.31	64.97	64.81	63.75	65.77	65.55	64.63	67.07	63.42	
		Stride count	32.39	32.84	32.80	31.93	31.02	31.06	31.31	30.83	30.88	31.10	30.53	408.11	

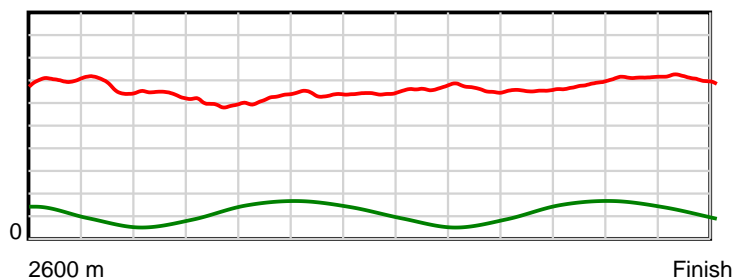
10 m Stride length



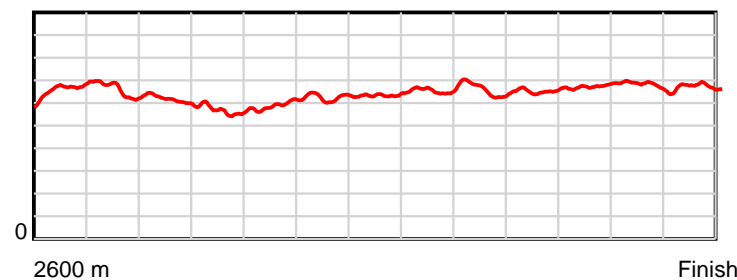
0.6 s Stride duration



20 m/sec Speed



100 % Stride efficiency



Note: Horizontal distance axis grid lines are 200m furlongs.

Disclaimer.

HRNZ and NZMTC and Thoroughbred Ratings Pty Ltd accepts no responsibility for the completeness or accuracy of any of the information contained herein, and makes no representations about its suitability for any particular purpose. Users should make their own judgements about those matters and/or seek independent advice. You assume all risks associated with use of the data provided on this page.



Race Results



July 19, 2020, Race 9, BLUE STAR TAXIS MOBILE PACE, Distance 2600m, Addington - Survey 3200m

Result	TAB no.	Horse (Barrier)	2600 to	2400m to
4th	4	Prodigal Pete (4)	2400m	2200m
		Position in running (margin)	-	1(0.0)
		Sectional time (s)	13.50	14.89
		Cumulative time (s)	198.12	184.62
		Speed (m/s)	14.81	13.43
		Stride length (m)	7.61	6.86
		Stride duration (s)	0.503	0.511
		Stride efficiency (%)	90.52	73.54
		Stride count	26.28	29.15

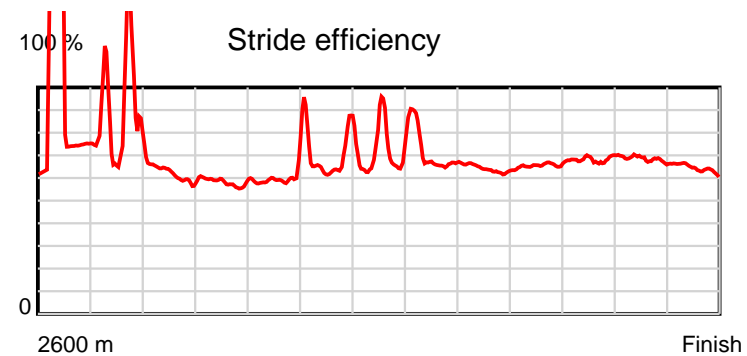
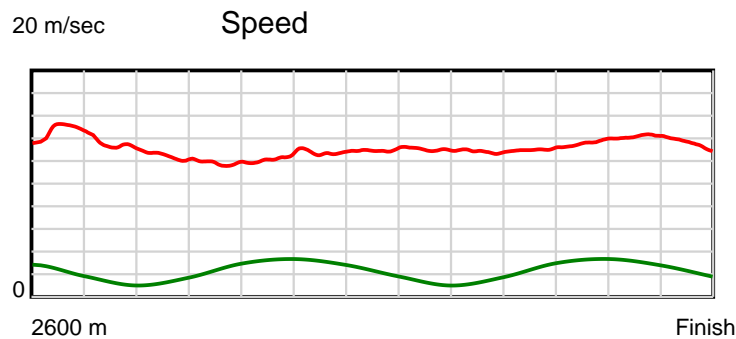
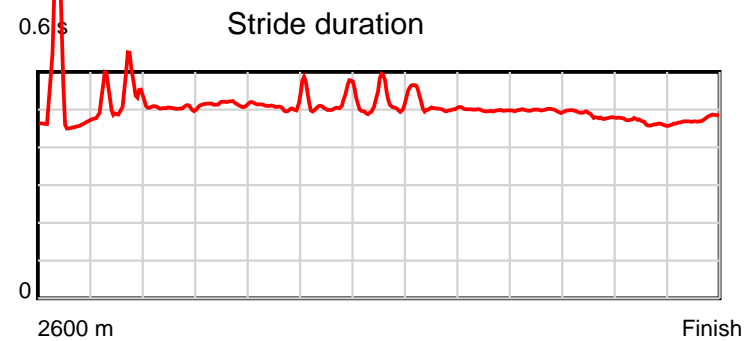
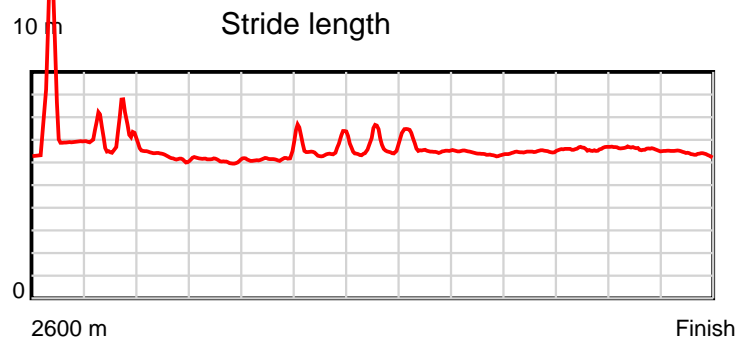
Disclaimer.

HRNZ and NZMTC and Thoroughbred Ratings Pty Ltd accepts no responsibility for the completeness or accuracy of any of the information contained herein, and makes no representations about its suitability for any particular purpose. Users should make their own judgements about those matters and/or seek independent advice. You assume all risks associated with use of the data provided on this page.

Race Results

July 19, 2020, Race 9, BLUE STAR TAXIS MOBILE PACE, Distance 2600m, Addington - Survey 3200m

Result	TAB no.	Horse (Barrier)	2200m to	2000m to	1800m to	1600m to	1400m to	1200m to	1000m to	800m to	600m to	400m to	200m to	Total or	Margin
4th	4	Prodigal Pete (4)	2000m	1800m	1600m	1400m	1200m	1000m	800m	600m	400m	200m	WP	Average	
		Position in running (margin)	2(2.8)	2(2.3)	2(1.7)	2(1.2)	2(1.5)	2(1.6)	2(1.9)	2(2.0)	3(1.8)	2(1.2)	2(1.2)		3.40
		Sectional time (s)	15.90	16.78	16.43	15.67	15.40	15.20	15.51	15.26	14.74	14.12	14.72		
		Cumulative time (s)	169.73	153.83	137.05	120.62	104.95	89.55	74.35	58.84	43.58	28.84	14.72	3:18.12	
		Speed (m/s)	12.58	11.92	12.17	12.76	12.99	13.16	12.89	13.11	13.57	14.16	13.59	13.12	
		Stride length (m)	6.34	6.14	6.26	6.57	6.67	6.66	6.42	6.52	6.57	6.58	6.44	6.57	
		Stride duration (s)	0.504	0.515	0.514	0.515	0.513	0.507	0.498	0.498	0.485	0.465	0.474	0.501	
		Stride efficiency (%)	62.80	58.96	61.19	67.40	69.47	69.41	64.32	66.51	67.49	67.66	64.78	67.48	
		Stride count	31.55	32.56	31.96	30.45	30.00	30.01	31.17	30.66	30.43	30.39	31.06	395.67	



Note: Horizontal distance axis grid lines are 200m furlongs.

Disclaimer.

HRNZ and NZMTC and Thoroughbred Ratings Pty Ltd accepts no responsibility for the completeness or accuracy of any of the information contained herein, and makes no representations about its suitability for any particular purpose. Users should make their own judgements about those matters and/or seek independent advice. You assume all risks associated with use of the data provided on this page.



Race Results



July 19, 2020, Race 9, BLUE STAR TAXIS MOBILE PACE, Distance 2600m, Addington - Survey 3200m

Result	TAB no.	Horse (Barrier)	2600 to	2400m to
5th	2	I Am Adaline (2)	2400m	2200m
		Position in running (margin)	-	6(7.1)
		Sectional time (s)	14.66	14.55
		Cumulative time (s)	198.12	183.46
		Speed (m/s)	13.64	13.75
		Stride length (m)	6.28	6.48
		Stride duration (s)	0.443	0.472
		Stride efficiency (%)	61.60	65.67
		Stride count	31.86	30.85

Disclaimer.

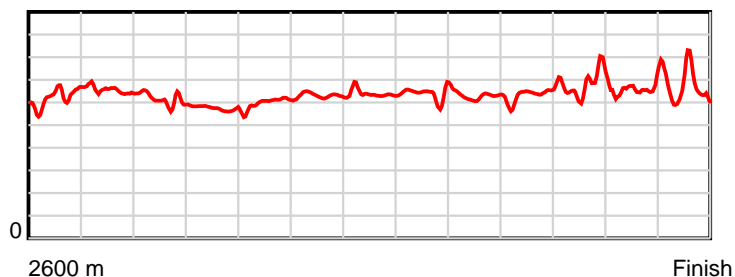
HRNZ and NZMTC and Thoroughbred Ratings Pty Ltd accepts no responsibility for the completeness or accuracy of any of the information contained herein, and makes no representations about its suitability for any particular purpose. Users should make their own judgements about those matters and/or seek independent advice. You assume all risks associated with use of the data provided on this page.

Race Results

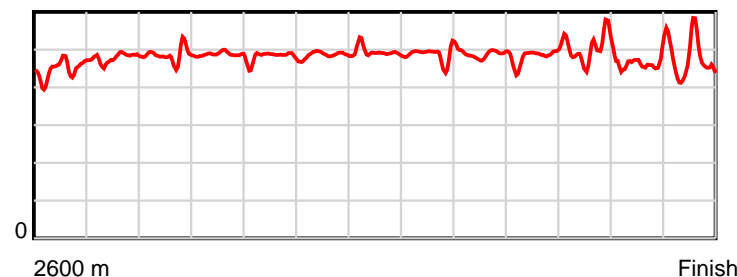
July 19, 2020, Race 9, BLUE STAR TAXIS MOBILE PACE, Distance 2600m, Addington - Survey 3200m

Result	TAB no.	Horse (Barrier)	2200m to	2000m to	1800m to	1600m to	1400m to	1200m to	1000m to	800m to	600m to	400m to	200m to	Total or	Margin
5th	2	I Am Adaline (2)	2000m	1800m	1600m	1400m	1200m	1000m	800m	600m	400m	200m	WP	Average	
		Position in running (margin)	4(7.9)	4(6.4)	5(6.6)	6(5.2)	6(5.2)	6(5.5)	6(5.7)	7(6.1)	7(6.1)	7(5.4)	4(4.5)		3.40
		Sectional time (s)	15.74	16.92	16.28	15.61	15.43	15.18	15.57	15.29	14.73	13.97	14.19		
		Cumulative time (s)	168.91	153.17	136.25	119.97	104.36	88.93	73.75	58.18	42.89	28.16	14.19	3:18.12	
		Speed (m/s)	12.71	11.82	12.29	12.81	12.96	13.18	12.85	13.08	13.58	14.32	14.09	13.12	
		Stride length (m)	6.12	5.76	5.87	6.22	6.36	6.39	6.27	6.27	6.55	6.61	6.52	6.27	
		Stride duration (s)	0.482	0.487	0.477	0.486	0.490	0.485	0.488	0.479	0.482	0.462	0.463	0.478	
		Stride efficiency (%)	58.59	51.88	53.76	60.55	63.16	63.74	61.34	61.36	67.10	68.31	66.43	61.52	
		Stride count	32.66	34.71	34.10	32.13	31.46	31.32	31.92	31.92	30.52	30.25	30.67	414.37	

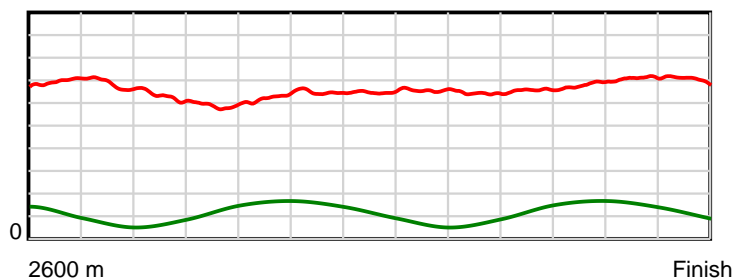
10 m Stride length



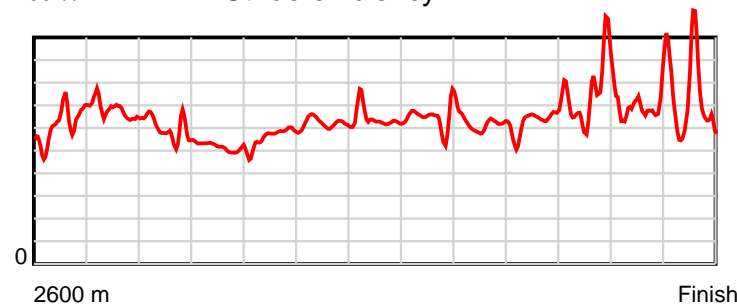
0.6 s Stride duration



20 m/sec Speed



100 % Stride efficiency



Note: Horizontal distance axis grid lines are 200m furlongs.

Disclaimer.

HRNZ and NZMTC and Thoroughbred Ratings Pty Ltd accepts no responsibility for the completeness or accuracy of any of the information contained herein, and makes no representations about its suitability for any particular purpose. Users should make their own judgements about those matters and/or seek independent advice. You assume all risks associated with use of the data provided on this page.



Race Results



July 19, 2020, Race 9, BLUE STAR TAXIS MOBILE PACE, Distance 2600m, Addington - Survey 3200m

Result	TAB no.	Horse (Barrier)	2600 to	2400m to
6th	7	Spicy Girl Bec... (6)	2400m	2200m
		Position in running (margin)	-	5(7.1)
		Sectional time (s)	14.50	14.93
		Cumulative time (s)	198.17	183.67
		Speed (m/s)	13.79	13.40
		Stride length (m)	6.18	6.04
		Stride duration (s)	0.441	0.451
		Stride efficiency (%)	59.67	56.95
		Stride count	32.37	33.13

Disclaimer.

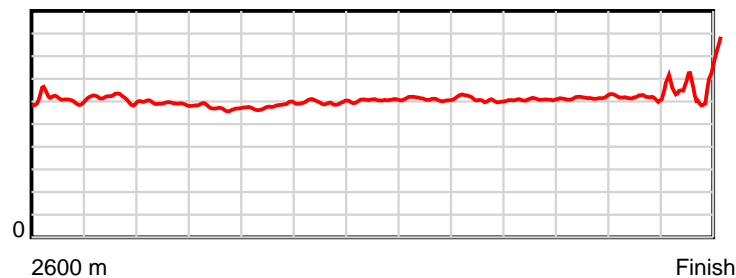
HRNZ and NZMTC and Thoroughbred Ratings Pty Ltd accepts no responsibility for the completeness or accuracy of any of the information contained herein, and makes no representations about its suitability for any particular purpose. Users should make their own judgements about those matters and/or seek independent advice. You assume all risks associated with use of the data provided on this page.

Race Results

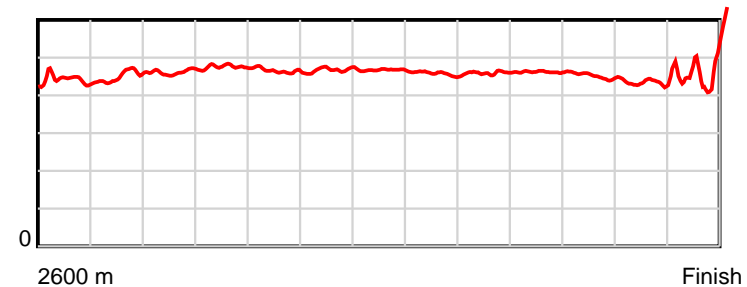
July 19, 2020, Race 9, BLUE STAR TAXIS MOBILE PACE, Distance 2600m, Addington - Survey 3200m

Result	TAB no.	Horse (Barrier)	2200m to	2000m to	1800m to	1600m to	1400m to	1200m to	1000m to	800m to	600m to	400m to	200m to	Total or	Margin
6th	7	Spicy Girl Bec... (6)	2000m	1800m	1600m	1400m	1200m	1000m	800m	600m	400m	200m	WP	Average	
		Position in running (margin)	6(10.2)	6(8.9)	6(7.2)	7(6.0)	7(6.9)	8(7.3)	8(7.2)	6(5.6)	6(4.7)	6(4.7)	7(6.8)		3.70
		Sectional time (s)	15.77	16.61	16.30	15.77	15.44	15.14	15.23	15.15	14.85	14.46	14.02		
		Cumulative time (s)	168.74	152.97	136.36	120.06	104.29	88.85	73.71	58.48	43.33	28.48	14.02	3:18.17	
		Speed (m/s)	12.68	12.04	12.27	12.68	12.95	13.21	13.13	13.20	13.47	13.83	14.27	13.12	
		Stride length (m)	5.85	5.72	5.71	5.93	6.04	6.05	6.04	6.10	6.06	5.99	6.60	6.02	
		Stride duration (s)	0.462	0.475	0.465	0.468	0.466	0.458	0.460	0.462	0.450	0.433	0.463	0.459	
		Stride efficiency (%)	53.52	51.19	50.94	54.99	57.03	57.11	57.08	58.13	57.46	56.13	68.01	56.57	
		Stride count	34.18	34.94	35.03	33.72	33.11	33.08	33.09	32.79	32.98	33.37	30.32	432.11	

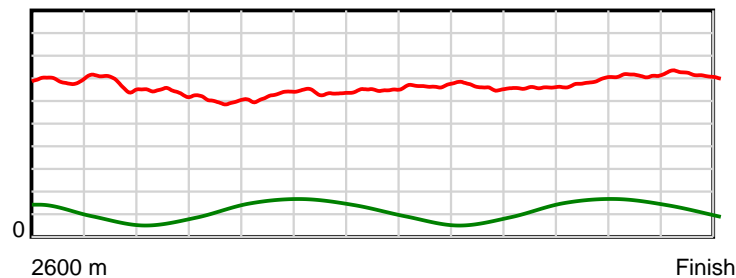
10 m Stride length



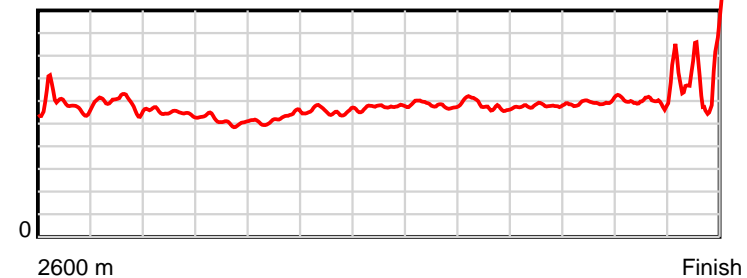
0.6 s Stride duration



20 m/sec Speed



100 % Stride efficiency



Note: Horizontal distance axis grid lines are 200m furlongs.

Disclaimer.

HRNZ and NZMTC and Thoroughbred Ratings Pty Ltd accepts no responsibility for the completeness or accuracy of any of the information contained herein, and makes no representations about its suitability for any particular purpose. Users should make their own judgements about those matters and/or seek independent advice. You assume all risks associated with use of the data provided on this page.



Race Results



July 19, 2020, Race 9, BLUE STAR TAXIS MOBILE PACE, Distance 2600m, Addington - Survey 3200m

Result	TAB no.	Horse (Barrier)	2600 to	2400m to
7th	5	Jenabella (5)	2400m	2200m
		Position in running (margin)	-	9(13.0)
		Sectional time (s)	15.66	14.56
		Cumulative time (s)	198.40	182.74
		Speed (m/s)	12.77	13.74
		Stride length (m)	5.47	5.92
		Stride duration (s)	0.421	0.431
		Stride efficiency (%)	46.77	54.72
		Stride count	36.56	33.80

Disclaimer.

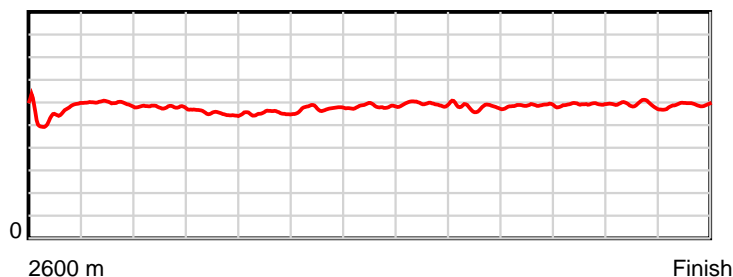
HRNZ and NZMTC and Thoroughbred Ratings Pty Ltd accepts no responsibility for the completeness or accuracy of any of the information contained herein, and makes no representations about its suitability for any particular purpose. Users should make their own judgements about those matters and/or seek independent advice. You assume all risks associated with use of the data provided on this page.

Race Results

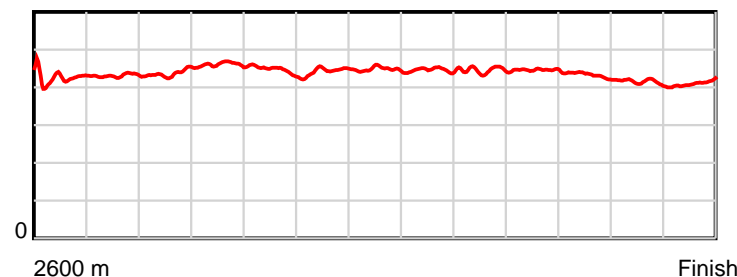
July 19, 2020, Race 9, BLUE STAR TAXIS MOBILE PACE, Distance 2600m, Addington - Survey 3200m

Result	TAB no.	Horse (Barrier)	2200m to	2000m to	1800m to	1600m to	1400m to	1200m to	1000m to	800m to	600m to	400m to	200m to	Total or	Margin
7th	5	Jenabella (5)	2000m	1800m	1600m	1400m	1200m	1000m	800m	600m	400m	200m	WP	Average	
		Position in running (margin)	8(13.8)	7(9.4)	7(8.4)	8(7.3)	8(6.9)	7(7.3)	7(6.8)	9(8.0)	9(8.0)	9(7.4)	8(7.0)		5.00
		Sectional time (s)	15.26	16.71	16.33	15.56	15.43	15.07	15.69	15.29	14.75	14.06	14.03		
		Cumulative time (s)	168.18	152.92	136.21	119.88	104.32	88.89	73.82	58.13	42.84	28.09	14.03	3:18.40	
		Speed (m/s)	13.11	11.97	12.25	12.85	12.96	13.27	12.75	13.08	13.56	14.22	14.26	13.10	
		Stride length (m)	5.73	5.51	5.47	5.70	5.80	5.92	5.67	5.83	5.86	5.89	5.88	5.74	
		Stride duration (s)	0.437	0.460	0.447	0.443	0.448	0.446	0.445	0.446	0.432	0.414	0.413	0.438	
		Stride efficiency (%)	51.31	47.42	46.82	50.79	52.58	54.81	50.32	53.17	53.59	54.15	54.01	51.45	
		Stride count	34.90	36.30	36.54	35.08	34.48	33.77	35.25	34.29	34.15	33.98	34.02	453.12	

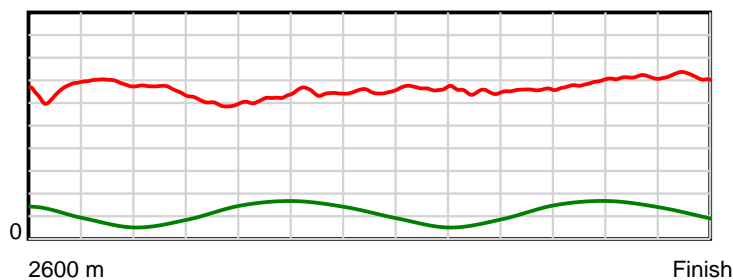
10 m Stride length



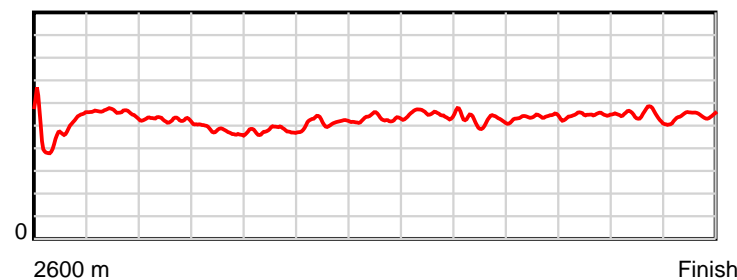
0.6 s Stride duration



20 m/sec Speed



100 % Stride efficiency



Note: Horizontal distance axis grid lines are 200m furlongs.

Disclaimer.

HRNZ and NZMTC and Thoroughbred Ratings Pty Ltd accepts no responsibility for the completeness or accuracy of any of the information contained herein, and makes no representations about its suitability for any particular purpose. Users should make their own judgements about those matters and/or seek independent advice. You assume all risks associated with use of the data provided on this page.



Race Results



July 19, 2020, Race 9, BLUE STAR TAXIS MOBILE PACE, Distance 2600m, Addington - Survey 3200m

Result	TAB no.	Horse (Barrier)	2600 to	2400m to
8th	8	Art Banker (7)	2400m	2200m
		Position in running (margin)	-	7(10.0)
		Sectional time (s)	15.11	14.69
		Cumulative time (s)	199.27	184.16
		Speed (m/s)	13.23	13.61
		Stride length (m)	6.06	6.02
		Stride duration (s)	0.448	0.442
		Stride efficiency (%)	57.32	56.65
		Stride count	33.02	33.22

Disclaimer.

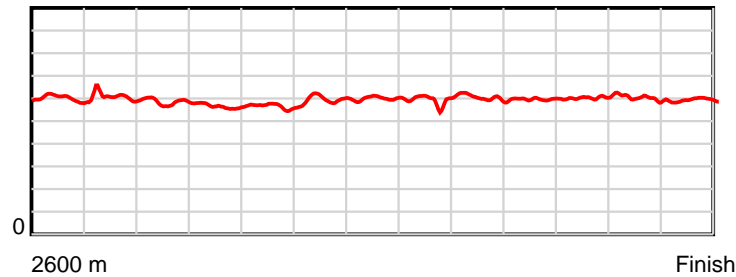
HRNZ and NZMTC and Thoroughbred Ratings Pty Ltd accepts no responsibility for the completeness or accuracy of any of the information contained herein, and makes no representations about its suitability for any particular purpose. Users should make their own judgements about those matters and/or seek independent advice. You assume all risks associated with use of the data provided on this page.

Race Results

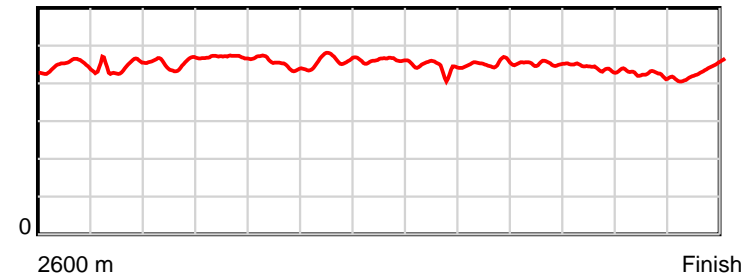
July 19, 2020, Race 9, BLUE STAR TAXIS MOBILE PACE, Distance 2600m, Addington - Survey 3200m

Result	TAB no.	Horse (Barrier)	2200m to	2000m to	1800m to	1600m to	1400m to	1200m to	1000m to	800m to	600m to	400m to	200m to	Total or	Margin
8th	8	Art Banker (7)	2000m	1800m	1600m	1400m	1200m	1000m	800m	600m	400m	200m	WP	Average	
		Position in running (margin)	7(11.7)	8(10.4)	8(9.1)	9(7.9)	9(8.8)	9(8.9)	9(8.5)	8(7.7)	8(6.8)	8(6.7)	9(8.3)		10.00
		Sectional time (s)	15.78	16.68	16.30	15.77	15.40	15.09	15.36	15.15	14.83	14.38	14.73		
		Cumulative time (s)	169.47	153.69	137.01	120.71	104.94	89.54	74.45	59.09	43.94	29.11	14.73	3:19.27	
		Speed (m/s)	12.67	11.99	12.27	12.68	12.99	13.25	13.02	13.20	13.49	13.91	13.58	13.05	
		Stride length (m)	5.76	5.63	5.56	5.84	5.99	5.85	5.89	5.97	5.94	5.87	5.93	5.87	
		Stride duration (s)	0.454	0.470	0.453	0.461	0.461	0.441	0.452	0.453	0.440	0.422	0.436	0.450	
		Stride efficiency (%)	51.76	49.61	48.25	53.33	56.03	53.48	54.23	55.78	55.13	53.89	54.86	53.78	
		Stride count	34.75	35.50	35.99	34.24	33.40	34.19	33.95	33.47	33.67	34.06	33.75	443.21	

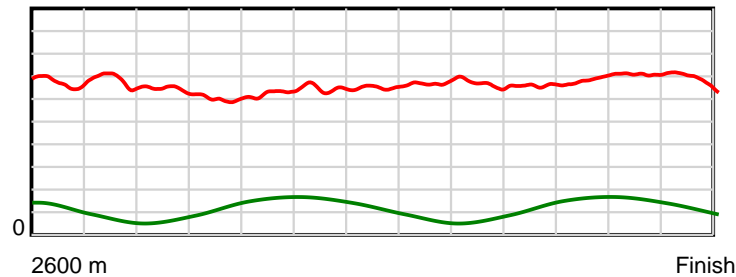
10 m Stride length



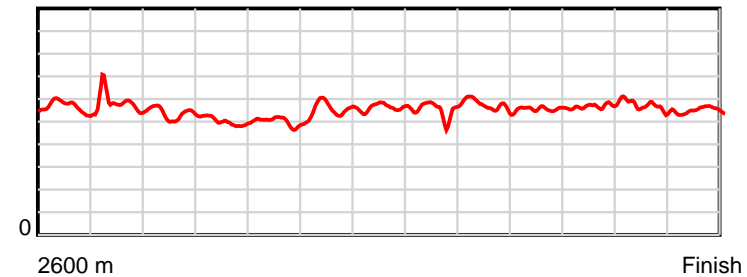
0.6 s Stride duration



20 m/sec Speed



100 % Stride efficiency



Note: Horizontal distance axis grid lines are 200m furlongs.

Disclaimer.

HRNZ and NZMTC and Thoroughbred Ratings Pty Ltd accepts no responsibility for the completeness or accuracy of any of the information contained herein, and makes no representations about its suitability for any particular purpose. Users should make their own judgements about those matters and/or seek independent advice. You assume all risks associated with use of the data provided on this page.



Race Results



July 19, 2020, Race 9, BLUE STAR TAXIS MOBILE PACE, Distance 2600m, Addington - Survey 3200m

Result	TAB no.	Horse (Barrier)	2600 to	2400m to
9th	11	Tiger Moth (0)	2400m	2200m
		Position in running (margin)	-	10(21.5)
		Sectional time (s)	16.89	14.91
		Cumulative time (s)	199.31	182.42
		Speed (m/s)	11.84	13.41
		Stride length (m)	5.81	6.57
		Stride duration (s)	0.466	0.490
		Stride efficiency (%)	52.67	67.44
		Stride count	34.45	30.44

Disclaimer.

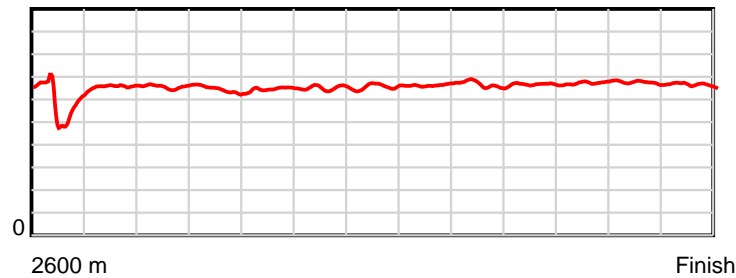
HRNZ and NZMTC and Thoroughbred Ratings Pty Ltd accepts no responsibility for the completeness or accuracy of any of the information contained herein, and makes no representations about its suitability for any particular purpose. Users should make their own judgements about those matters and/or seek independent advice. You assume all risks associated with use of the data provided on this page.

Race Results

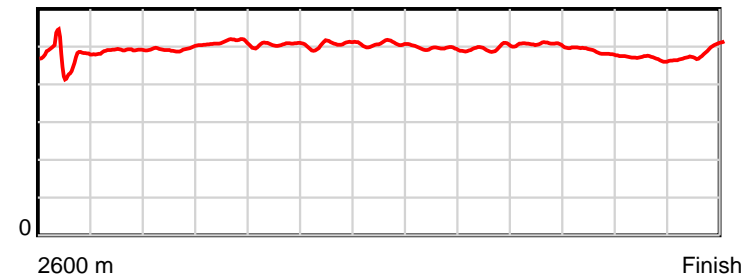
July 19, 2020, Race 9, BLUE STAR TAXIS MOBILE PACE, Distance 2600m, Addington - Survey 3200m

Result	TAB no.	Horse (Barrier)	2200m to	2000m to	1800m to	1600m to	1400m to	1200m to	1000m to	800m to	600m to	400m to	200m to	Total or	Margin
9th	11	Tiger Moth (0)	2000m	1800m	1600m	1400m	1200m	1000m	800m	600m	400m	200m	WP	Average	
		Position in running (margin)	10(24.4)	10(18.2)	10(12.9)	10(9.9)	10(11.1)	10(11.8)	10(10.7)	10(9.0)	10(8.4)	10(8.6)	10(9.2)		10.20
		Sectional time (s)	14.96	15.99	16.02	15.82	15.49	14.98	15.20	15.19	14.89	14.21	14.76		
		Cumulative time (s)	167.51	152.55	136.56	120.54	104.72	89.23	74.25	59.05	43.86	28.97	14.76	3:19.31	
		Speed (m/s)	13.37	12.51	12.48	12.64	12.91	13.35	13.16	13.17	13.43	14.07	13.55	13.04	
		Stride length (m)	6.59	6.40	6.31	6.39	6.55	6.61	6.52	6.67	6.54	6.59	6.60	6.47	
		Stride duration (s)	0.493	0.512	0.506	0.506	0.507	0.495	0.496	0.506	0.487	0.468	0.487	0.496	
		Stride efficiency (%)	67.88	64.00	62.29	63.87	66.95	68.33	66.52	69.47	66.83	67.89	68.03	65.33	
		Stride count	30.35	31.25	31.68	31.28	30.55	30.24	30.65	30.00	30.58	30.34	30.31	402.12	

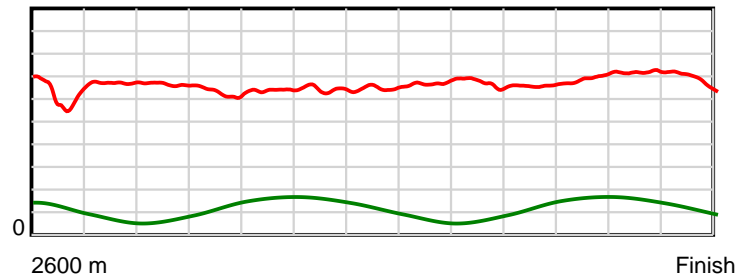
10 m Stride length



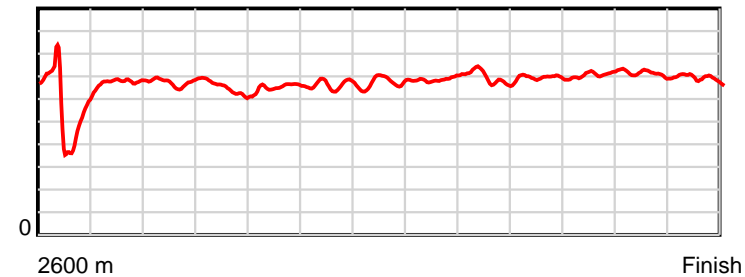
0.6 s Stride duration



20 m/sec Speed



100 % Stride efficiency



Note: Horizontal distance axis grid lines are 200m furlongs.

Disclaimer.

HRNZ and NZMTC and Thoroughbred Ratings Pty Ltd accepts no responsibility for the completeness or accuracy of any of the information contained herein, and makes no representations about its suitability for any particular purpose. Users should make their own judgements about those matters and/or seek independent advice. You assume all risks associated with use of the data provided on this page.



Race Results



July 19, 2020, Race 9, BLUE STAR TAXIS MOBILE PACE, Distance 2600m, Addington - Survey 3200m

Result	TAB no.	Horse (Barrier)	2600 to	2400m to
10th	9	Galleons Conno... (8)	2400m	2200m
		Position in running (margin)	-	8(10.6)
		Sectional time (s)	15.09	14.99
		Cumulative time (s)	200.38	185.29
		Speed (m/s)	13.25	13.34
		Stride length (m)	6.77	6.50
		Stride duration (s)	0.498	0.488
		Stride efficiency (%)	71.52	66.11
		Stride count	29.56	30.75

Disclaimer.

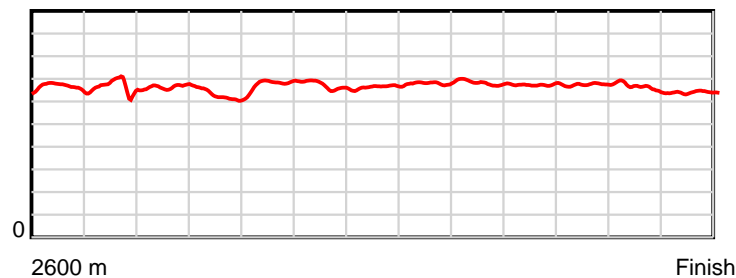
HRNZ and NZMTC and Thoroughbred Ratings Pty Ltd accepts no responsibility for the completeness or accuracy of any of the information contained herein, and makes no representations about its suitability for any particular purpose. Users should make their own judgements about those matters and/or seek independent advice. You assume all risks associated with use of the data provided on this page.

Race Results

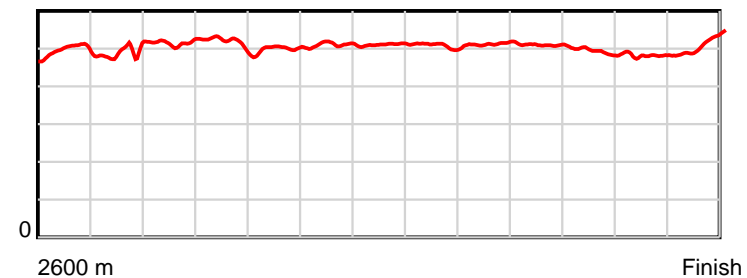
July 19, 2020, Race 9, BLUE STAR TAXIS MOBILE PACE, Distance 2600m, Addington - Survey 3200m

Result	TAB no.	Horse (Barrier)	2200m to	2000m to	1800m to	1600m to	1400m to	1200m to	1000m to	800m to	600m to	400m to	200m to	Total or	Margin
10th	9	Galleons Conno... (8)	2000m	1800m	1600m	1400m	1200m	1000m	800m	600m	400m	200m	WP	Average	
		Position in running (margin)	9(14.1)	9(12.2)	9(10.6)	4(2.9)	3(3.8)	3(3.7)	3(3.1)	3(2.2)	2(1.4)	3(2.4)	6(6.3)		16.30
		Sectional time (s)	15.68	16.61	15.23	15.78	15.35	15.06	15.34	15.16	15.02	14.76	16.31		
		Cumulative time (s)	170.30	154.62	138.01	122.78	107.00	91.65	76.59	61.25	46.09	31.07	16.31	3:20.38	
		Speed (m/s)	12.76	12.04	13.13	12.67	13.03	13.28	13.04	13.19	13.32	13.55	12.26	12.98	
		Stride length (m)	6.58	6.23	6.56	6.46	6.66	6.75	6.68	6.71	6.55	6.52	6.32	6.56	
		Stride duration (s)	0.516	0.517	0.500	0.510	0.511	0.508	0.513	0.509	0.492	0.481	0.515	0.505	
		Stride efficiency (%)	67.61	60.66	67.33	65.27	69.21	71.13	69.83	70.38	67.09	66.39	62.32	67.19	
		Stride count	30.41	32.10	30.47	30.95	30.05	29.64	29.92	29.80	30.52	30.68	31.67	396.52	

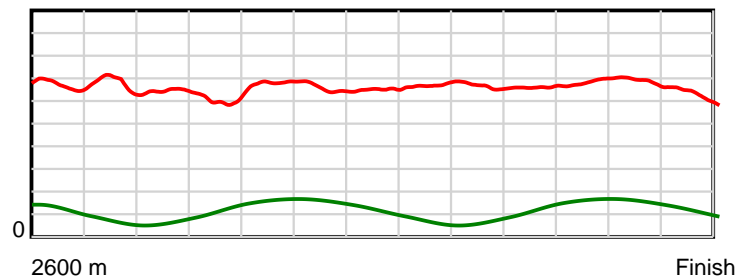
10 m Stride length



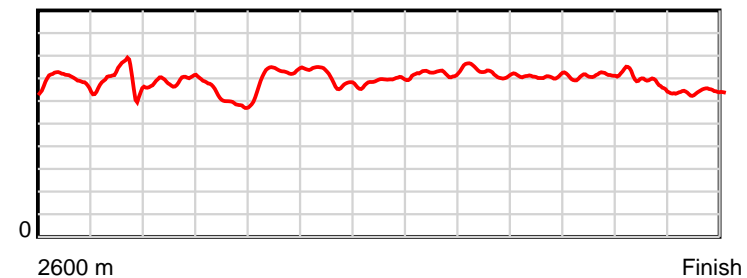
0.6 s Stride duration



20 m/sec Speed



100 % Stride efficiency



Note: Horizontal distance axis grid lines are 200m furlongs.

Disclaimer.

HRNZ and NZMTC and Thoroughbred Ratings Pty Ltd accepts no responsibility for the completeness or accuracy of any of the information contained herein, and makes no representations about its suitability for any particular purpose. Users should make their own judgements about those matters and/or seek independent advice. You assume all risks associated with use of the data provided on this page.