



Race Results

NZ Metropolitan Trotting Club Inc, HRNZ, July 26, 2020

Compilation date: July 26, 2020, 2:01:28 PM (NZST)

Copyright © 2020 HRNZ and NZMTC. All rights reserved.

Trademarks.

StrideMASTER is a registered trademark of Thoroughbred Ratings Pty Ltd.

Disclaimer.

HRNZ and NZMTC and Thoroughbred Ratings Pty Ltd accepts no responsibility for the completeness or accuracy of any of the information contained herein, and makes no representations about its suitability for any particular purpose. Users should make their own judgements about those matters and/or seek independent advice. You assume all risks associated with use of the data provided on this page.



Race Results



July 26, 2020, Race 3, AVON CITY FORD MOBILE PACE, Distance 2600m, Addington - Survey 3200m

Result	TAB no.	Horse (Barrier)	2600 to	2400m to
1st	5	Calypso Rock (4)		
		Position in running (margin)		
		Sectional time (s)		
		Cumulative time (s)		
		Speed (m/s)		
		Stride length (m)		
		Stride duration (s)		
		Stride efficiency (%)		
		Stride count		

Disclaimer.

HRNZ and NZMTC and Thoroughbred Ratings Pty Ltd accepts no responsibility for the completeness or accuracy of any of the information contained herein, and makes no representations about its suitability for any particular purpose. Users should make their own judgements about those matters and/or seek independent advice. You assume all risks associated with use of the data provided on this page.



Race Results



July 26, 2020, Race 3, AVON CITY FORD MOBILE PACE, Distance 2600m, Addington - Survey 3200m

Result	TAB no.	Horse (Barrier)	2600 to	2400m to
2nd	4	King Arthur (3)		
		Position in running (margin)		
		Sectional time (s)		
		Cumulative time (s)		
		Speed (m/s)		
		Stride length (m)		
		Stride duration (s)		
		Stride efficiency (%)		
		Stride count		

Disclaimer.

HRNZ and NZMTC and Thoroughbred Ratings Pty Ltd accepts no responsibility for the completeness or accuracy of any of the information contained herein, and makes no representations about its suitability for any particular purpose. Users should make their own judgements about those matters and/or seek independent advice. You assume all risks associated with use of the data provided on this page.



Race Results



July 26, 2020, Race 3, AVON CITY FORD MOBILE PACE, Distance 2600m, Addington - Survey 3200m

Result	TAB no.	Horse (Barrier)	2600 to	2400m to
3rd	6	Lottie Moon (5)		
		Position in running (margin)		
		Sectional time (s)		
		Cumulative time (s)		
		Speed (m/s)		
		Stride length (m)		
		Stride duration (s)		
		Stride efficiency (%)		
		Stride count		

Disclaimer.

HRNZ and NZMTC and Thoroughbred Ratings Pty Ltd accepts no responsibility for the completeness or accuracy of any of the information contained herein, and makes no representations about its suitability for any particular purpose. Users should make their own judgements about those matters and/or seek independent advice. You assume all risks associated with use of the data provided on this page.



Race Results



July 26, 2020, Race 3, AVON CITY FORD MOBILE PACE, Distance 2600m, Addington - Survey 3200m

Result	TAB no.	Horse (Barrier)	2600 to	2400m to
4th	11	I Miss Mum (10)		
		Position in running (margin)		
		Sectional time (s)		
		Cumulative time (s)		
		Speed (m/s)		
		Stride length (m)		
		Stride duration (s)		
		Stride efficiency (%)		
		Stride count		

Disclaimer.

HRNZ and NZMTC and Thoroughbred Ratings Pty Ltd accepts no responsibility for the completeness or accuracy of any of the information contained herein, and makes no representations about its suitability for any particular purpose. Users should make their own judgements about those matters and/or seek independent advice. You assume all risks associated with use of the data provided on this page.




Race Results



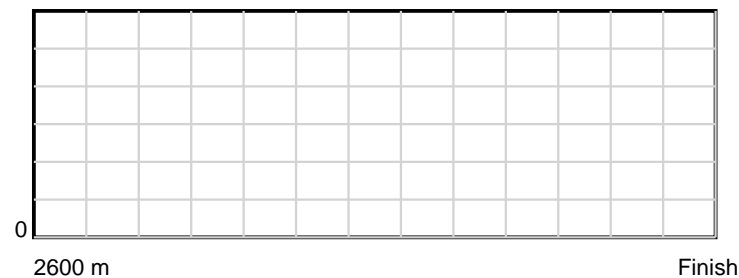
July 26, 2020, Race 3, AVON CITY FORD MOBILE PACE, Distance 2600m, Addington - Survey 3200m

Result	TAB no.	Horse (Barrier)	2200m to	2000m to	1800m to	1600m to	1400m to	1200m to	1000m to	800m to	600m to	400m to	200m to	Total or	Margin
4th	11	I Miss Mum (10)	WP	Average											
		Position in running (margin)		4.80											
		Sectional time (s)													
		Cumulative time (s)	3:18.99												
		Speed (m/s)	13.07												
		Stride length (m)	nan												
		Stride duration (s)	nan												
		Stride efficiency (%)	nan												
		Stride count	0.00												


10 m Stride length




0.6 s Stride duration



20 m/sec Speed



100 % Stride efficiency



Note: Horizontal distance axis grid lines are 200m furlongs.

Disclaimer.

HRNZ and NZMTC and Thoroughbred Ratings Pty Ltd accepts no responsibility for the completeness or accuracy of any of the information contained herein, and makes no representations about its suitability for any particular purpose. Users should make their own judgements about those matters and/or seek independent advice. You assume all risks associated with use of the data provided on this page.



Race Results



July 26, 2020, Race 3, AVON CITY FORD MOBILE PACE, Distance 2600m, Addington - Survey 3200m

Result	TAB no.	Horse (Barrier)	2600 to	2400m to
5th	7	Midnight in Me... (6)	2400m	2200m
		Position in running (margin)	-	3(7.8)
		Sectional time (s)	16.18	15.31
		Cumulative time (s)	199.88	183.70
		Speed (m/s)	12.36	13.06
		Stride length (m)	6.07	6.00
		Stride duration (s)	0.434	0.459
		Stride efficiency (%)	57.52	56.27
		Stride count	32.96	33.33

Disclaimer.

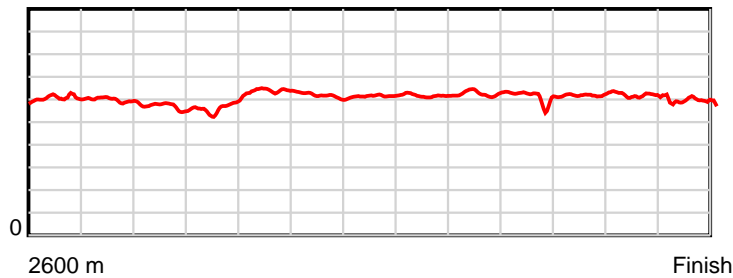
HRNZ and NZMTC and Thoroughbred Ratings Pty Ltd accepts no responsibility for the completeness or accuracy of any of the information contained herein, and makes no representations about its suitability for any particular purpose. Users should make their own judgements about those matters and/or seek independent advice. You assume all risks associated with use of the data provided on this page.

Race Results

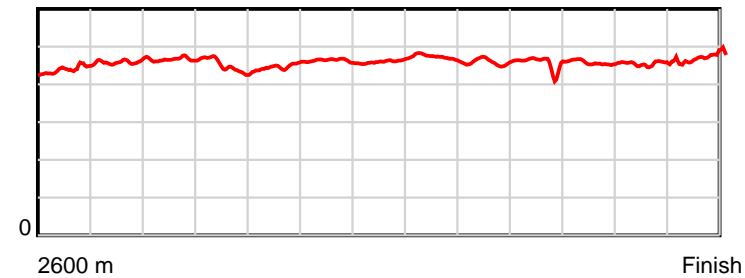
July 26, 2020, Race 3, AVON CITY FORD MOBILE PACE, Distance 2600m, Addington - Survey 3200m

Result	TAB no.	Horse (Barrier)	2200m to	2000m to	1800m to	1600m to	1400m to	1200m to	1000m to	800m to	600m to	400m to	200m to	Total or	Margin
5th	7	Midnight in Me... (6)	2000m	1800m	1600m	1400m	1200m	1000m	800m	600m	400m	200m	WP	Average	
		Position in running (margin)	3(7.5)	3(9.5)	2(2.8)	1(0.0)	1(0.0)	1(0.0)	1(0.0)	1(0.0)	1(0.0)	1(0.0)	1(0.0)		9.60
		Sectional time (s)	16.86	15.85	14.37	15.06	14.94	15.55	15.15	14.99	14.79	14.83	16.00		
		Cumulative time (s)	168.39	151.53	135.68	121.31	106.25	91.31	75.76	60.61	45.62	30.83	16.00	3:19.88	
		Speed (m/s)	11.86	12.62	13.92	13.28	13.39	12.86	13.20	13.34	13.52	13.49	12.50	13.01	
		Stride length (m)	5.52	5.67	6.22	6.15	6.17	6.06	6.07	6.07	6.18	6.09	5.79	6.00	
		Stride duration (s)	0.466	0.449	0.447	0.463	0.461	0.471	0.459	0.455	0.457	0.451	0.463	0.461	
		Stride efficiency (%)	47.67	50.27	60.39	59.04	59.44	57.44	57.50	57.64	59.60	57.93	52.40	56.20	
		Stride count	36.21	35.26	32.17	32.54	32.43	32.99	32.97	32.93	32.38	32.85	34.54	433.56	

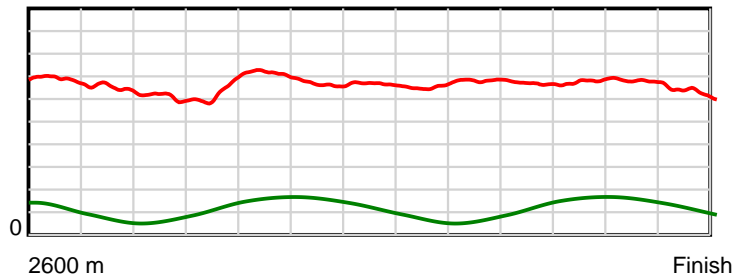
10 m Stride length



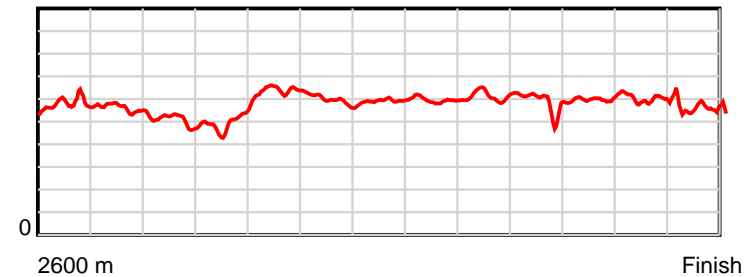
0.6 s Stride duration



20 m/sec Speed



100 % Stride efficiency



Note: Horizontal distance axis grid lines are 200m furlongs.

Disclaimer.

HRNZ and NZMTC and Thoroughbred Ratings Pty Ltd accepts no responsibility for the completeness or accuracy of any of the information contained herein, and makes no representations about its suitability for any particular purpose. Users should make their own judgements about those matters and/or seek independent advice. You assume all risks associated with use of the data provided on this page.



Race Results



July 26, 2020, Race 3, AVON CITY FORD MOBILE PACE, Distance 2600m, Addington - Survey 3200m

Result	TAB no.	Horse (Barrier)	2600 to	2400m to
6th	1	Mrs Washington (1)		
		Position in running (margin)		
		Sectional time (s)		
		Cumulative time (s)		
		Speed (m/s)		
		Stride length (m)		
		Stride duration (s)		
		Stride efficiency (%)		
		Stride count		

Disclaimer.

HRNZ and NZMTC and Thoroughbred Ratings Pty Ltd accepts no responsibility for the completeness or accuracy of any of the information contained herein, and makes no representations about its suitability for any particular purpose. Users should make their own judgements about those matters and/or seek independent advice. You assume all risks associated with use of the data provided on this page.



Race Results



July 26, 2020, Race 3, AVON CITY FORD MOBILE PACE, Distance 2600m, Addington - Survey 3200m

Result	TAB no.	Horse (Barrier)	2600 to	2400m to
7th	8	Mathilda (7)		
		Position in running (margin)		
		Sectional time (s)		
		Cumulative time (s)		
		Speed (m/s)		
		Stride length (m)		
		Stride duration (s)		
		Stride efficiency (%)		
		Stride count		

Disclaimer.

HRNZ and NZMTC and Thoroughbred Ratings Pty Ltd accepts no responsibility for the completeness or accuracy of any of the information contained herein, and makes no representations about its suitability for any particular purpose. Users should make their own judgements about those matters and/or seek independent advice. You assume all risks associated with use of the data provided on this page.



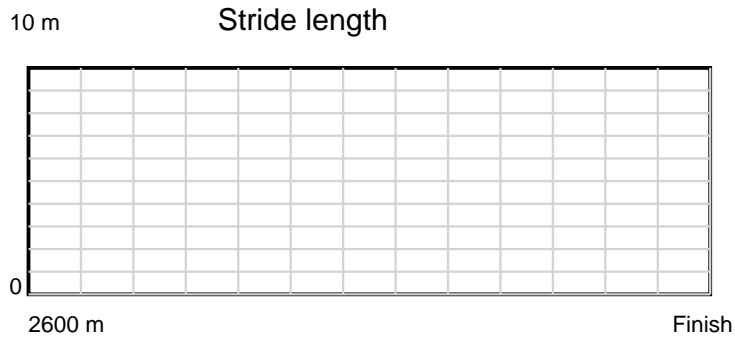


Race Results



July 26, 2020, Race 3, AVON CITY FORD MOBILE PACE, Distance 2600m, Addington - Survey 3200m

Result	TAB no.	Horse (Barrier)	2200m to	2000m to	1800m to	1600m to	1400m to	1200m to	1000m to	800m to	600m to	400m to	200m to	Total or	Margin
7th	8	Mathilda (7)	WP	Average											
		Position in running (margin)		12.10											
		Sectional time (s)													
		Cumulative time (s)	3:20.34												
		Speed (m/s)	12.98												
		Stride length (m)	nan												
		Stride duration (s)	nan												
		Stride efficiency (%)	nan												
		Stride count	0.00												



Note: Horizontal distance axis grid lines are 200m furlongs.

Disclaimer.

HRNZ and NZMTC and Thoroughbred Ratings Pty Ltd accepts no responsibility for the completeness or accuracy of any of the information contained herein, and makes no representations about its suitability for any particular purpose. Users should make their own judgements about those matters and/or seek independent advice. You assume all risks associated with use of the data provided on this page.



Race Results



July 26, 2020, Race 3, AVON CITY FORD MOBILE PACE, Distance 2600m, Addington - Survey 3200m

Result	TAB no.	Horse (Barrier)	2600 to	2400m to
8th	10	Aveross Spitfi... (9)	2400m	2200m
		Position in running (margin)	-	2(5.1)
		Sectional time (s)	15.75	15.15
		Cumulative time (s)	200.80	185.05
		Speed (m/s)	12.70	13.20
		Stride length (m)	6.23	5.94
		Stride duration (s)	0.424	0.450
		Stride efficiency (%)	60.57	55.21
		Stride count	32.12	33.65

Disclaimer.

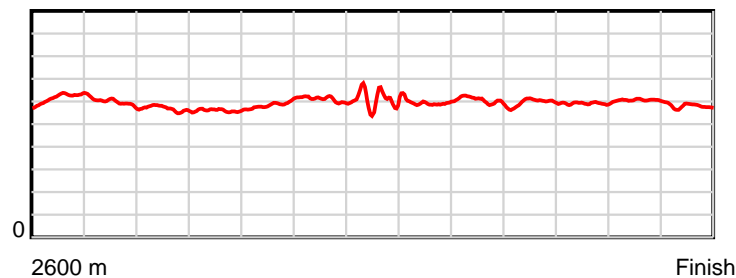
HRNZ and NZMTC and Thoroughbred Ratings Pty Ltd accepts no responsibility for the completeness or accuracy of any of the information contained herein, and makes no representations about its suitability for any particular purpose. Users should make their own judgements about those matters and/or seek independent advice. You assume all risks associated with use of the data provided on this page.

Race Results

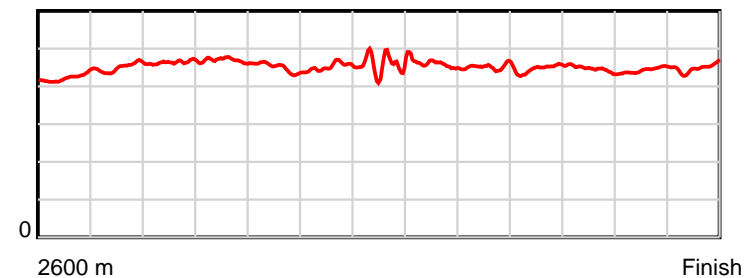
July 26, 2020, Race 3, AVON CITY FORD MOBILE PACE, Distance 2600m, Addington - Survey 3200m

Result	TAB no.	Horse (Barrier)	2200m to	2000m to	1800m to	1600m to	1400m to	1200m to	1000m to	800m to	600m to	400m to	200m to	Total or	Margin
8th	10	Aveross Spitfi... (9)	2000m	1800m	1600m	1400m	1200m	1000m	800m	600m	400m	200m	WP	Average	
		Position in running (margin)	2(3.8)	2(3.6)	3(2.9)	3(6.9)	3(6.2)	3(7.0)	3(6.4)	3(6.3)	3(6.1)	3(8.6)	3(7.6)		14.60
		Sectional time (s)	16.49	16.84	15.52	14.95	15.07	15.45	15.12	14.96	15.22	14.65	15.63		
		Cumulative time (s)	169.90	153.41	136.57	121.05	106.10	91.03	75.58	60.46	45.50	30.28	15.63	3:20.80	
		Speed (m/s)	12.13	11.88	12.89	13.38	13.27	12.94	13.23	13.37	13.14	13.65	12.80	12.95	
		Stride length (m)	5.62	5.56	5.80	6.04	6.05	5.93	5.98	5.96	5.85	6.06	5.76	5.90	
		Stride duration (s)	0.463	0.469	0.450	0.451	0.455	0.458	0.452	0.446	0.445	0.444	0.450	0.456	
		Stride efficiency (%)	49.34	48.39	52.56	56.93	57.10	54.99	55.79	55.57	53.51	57.33	51.87	54.40	
		Stride count	35.59	35.94	34.49	33.14	33.09	33.72	33.47	33.54	34.18	33.02	34.71	440.66	

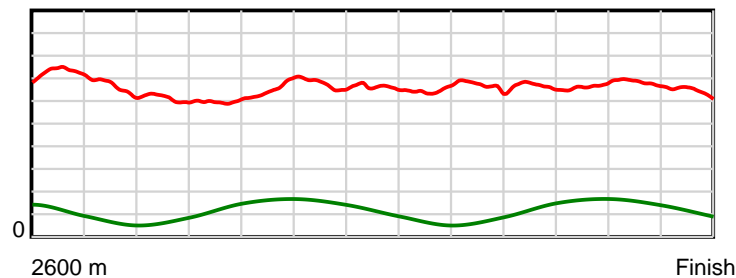
10 m Stride length



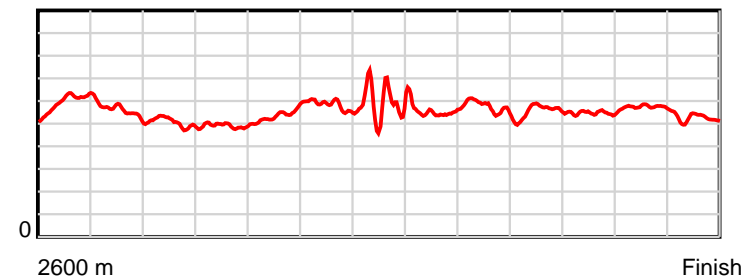
0.6 s Stride duration



20 m/sec Speed



100 % Stride efficiency



Note: Horizontal distance axis grid lines are 200m furlongs.

Disclaimer.

HRNZ and NZMTC and Thoroughbred Ratings Pty Ltd accepts no responsibility for the completeness or accuracy of any of the information contained herein, and makes no representations about its suitability for any particular purpose. Users should make their own judgements about those matters and/or seek independent advice. You assume all risks associated with use of the data provided on this page.



Race Results



July 26, 2020, Race 3, AVON CITY FORD MOBILE PACE, Distance 2600m, Addington - Survey 3200m

Result	TAB no.	Horse (Barrier)	2600 to 2400m	2400m to 2200m
9th	2	Cambire (2)		
		Position in running (margin)	-	1(0.0)
		Sectional time (s)	14.97	15.36
		Cumulative time (s)	200.96	185.99
		Speed (m/s)	13.36	13.02
		Stride length (m)	6.39	6.26
		Stride duration (s)	0.419	0.481
		Stride efficiency (%)	63.91	61.20
		Stride count	31.27	31.96

Disclaimer.

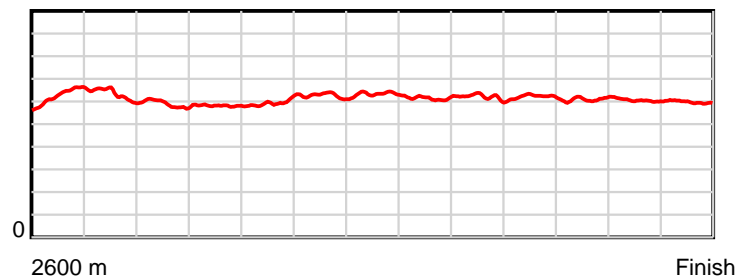
HRNZ and NZMTC and Thoroughbred Ratings Pty Ltd accepts no responsibility for the completeness or accuracy of any of the information contained herein, and makes no representations about its suitability for any particular purpose. Users should make their own judgements about those matters and/or seek independent advice. You assume all risks associated with use of the data provided on this page.

Race Results

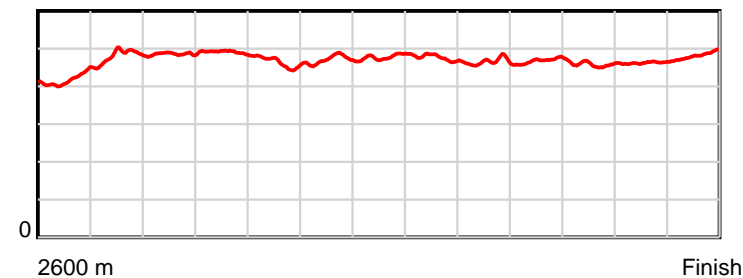
July 26, 2020, Race 3, AVON CITY FORD MOBILE PACE, Distance 2600m, Addington - Survey 3200m

Result	TAB no.	Horse (Barrier)	2200m to	2000m to	1800m to	1600m to	1400m to	1200m to	1000m to	800m to	600m to	400m to	200m to	Total or	Margin
9th	2	Cambire (2)	2000m	1800m	1600m	1400m	1200m	1000m	800m	600m	400m	200m	WP	Average	
		Position in running (margin)	1(0.0)	1(0.0)	1(0.0)	2(3.0)	2(1.7)	2(1.9)	2(3.2)	2(4.0)	2(4.3)	2(3.9)	2(4.8)		15.40
		Sectional time (s)	16.53	16.96	15.35	14.83	14.98	15.76	15.29	15.04	14.73	14.97	16.19		
		Cumulative time (s)	170.63	154.10	137.14	121.79	106.96	91.98	76.22	60.93	45.89	31.16	16.19	3:20.96	
		Speed (m/s)	12.10	11.79	13.03	13.49	13.35	12.69	13.08	13.30	13.58	13.36	12.35	12.94	
		Stride length (m)	5.87	5.78	6.05	6.35	6.37	6.04	6.08	6.23	6.21	6.17	5.97	6.13	
		Stride duration (s)	0.485	0.491	0.464	0.471	0.477	0.476	0.465	0.468	0.457	0.462	0.483	0.474	
		Stride efficiency (%)	53.92	52.29	57.13	63.04	63.47	57.07	57.82	60.64	60.30	59.58	55.66	58.77	
		Stride count	34.05	34.57	33.08	31.49	31.38	33.09	32.88	32.11	32.20	32.39	33.51	423.98	

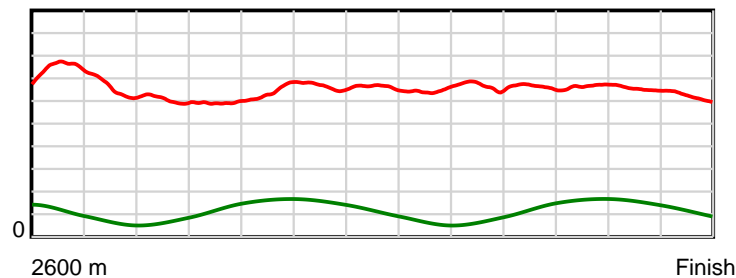
10 m Stride length



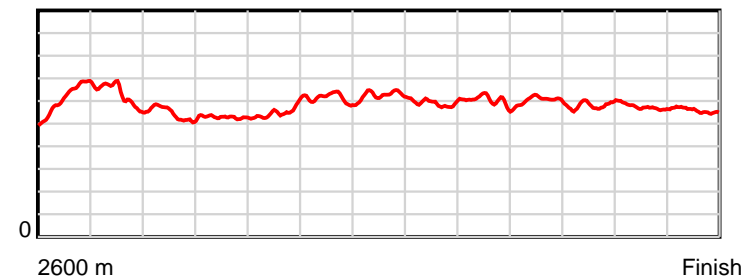
0.6 s Stride duration



20 m/sec Speed



100 % Stride efficiency



Note: Horizontal distance axis grid lines are 200m furlongs.

Disclaimer.

HRNZ and NZMTC and Thoroughbred Ratings Pty Ltd accepts no responsibility for the completeness or accuracy of any of the information contained herein, and makes no representations about its suitability for any particular purpose. Users should make their own judgements about those matters and/or seek independent advice. You assume all risks associated with use of the data provided on this page.



Race Results



July 26, 2020, Race 3, AVON CITY FORD MOBILE PACE, Distance 2600m, Addington - Survey 3200m

Result	TAB no.	Horse (Barrier)	2600 to	2400m to
10th	9	Key Reactor (8)		
		Position in running (margin)		
		Sectional time (s)		
		Cumulative time (s)		
		Speed (m/s)		
		Stride length (m)		
		Stride duration (s)		
		Stride efficiency (%)		
		Stride count		

Disclaimer.

HRNZ and NZMTC and Thoroughbred Ratings Pty Ltd accepts no responsibility for the completeness or accuracy of any of the information contained herein, and makes no representations about its suitability for any particular purpose. Users should make their own judgements about those matters and/or seek independent advice. You assume all risks associated with use of the data provided on this page.


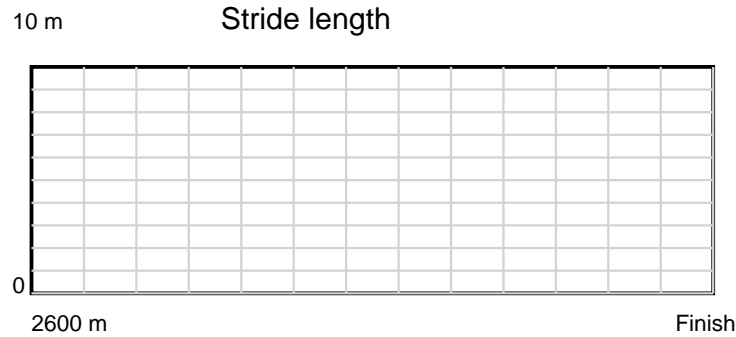


Race Results



July 26, 2020, Race 3, AVON CITY FORD MOBILE PACE, Distance 2600m, Addington - Survey 3200m

Result	TAB no.	Horse (Barrier)	2200m to	2000m to	1800m to	1600m to	1400m to	1200m to	1000m to	800m to	600m to	400m to	200m to	Total or	Margin
10th	9	Key Reactor (8)	WP	Average											
		Position in running (margin)		38.40											
		Sectional time (s)													
		Cumulative time (s)	3:25.21												
		Speed (m/s)	12.67												
		Stride length (m)	nan												
		Stride duration (s)	nan												
		Stride efficiency (%)	nan												
		Stride count	0.00												



Note: Horizontal distance axis grid lines are 200m furlongs.

Disclaimer.

HRNZ and NZMTC and Thoroughbred Ratings Pty Ltd accepts no responsibility for the completeness or accuracy of any of the information contained herein, and makes no representations about its suitability for any particular purpose. Users should make their own judgements about those matters and/or seek independent advice. You assume all risks associated with use of the data provided on this page.