



Race Results

NZ Metropolitan Trotting Club Inc, HRNZ, July 26, 2020

Compilation date: July 26, 2020, 4:01:10 PM (NZST)

Copyright © 2020 HRNZ and NZMTC. All rights reserved.

Trademarks.

StrideMASTER is a registered trademark of Thoroughbred Ratings Pty Ltd.

Disclaimer.

HRNZ and NZMTC and Thoroughbred Ratings Pty Ltd accepts no responsibility for the completeness or accuracy of any of the information contained herein, and makes no representations about its suitability for any particular purpose. Users should make their own judgements about those matters and/or seek independent advice. You assume all risks associated with use of the data provided on this page.



Race Results



July 26, 2020, Race 7, TRACKSIDE DINING AT ADDINGTON PACE, Distance 2600m, Addington - Survey 3200m

Result	TAB no.	Horse (Barrier)	2600 to	2400m to
1st	10	Ashes To Ashes (8)	2400m	2200m
		Position in running (margin)	-	1(0.0)
		Sectional time (s)	15.95	14.91
		Cumulative time (s)	200.50	184.55
		Speed (m/s)	12.54	13.41
		Stride length (m)	5.63	6.07
		Stride duration (s)	0.442	0.453
		Stride efficiency (%)	49.56	57.60
		Stride count	35.51	32.94

Disclaimer.

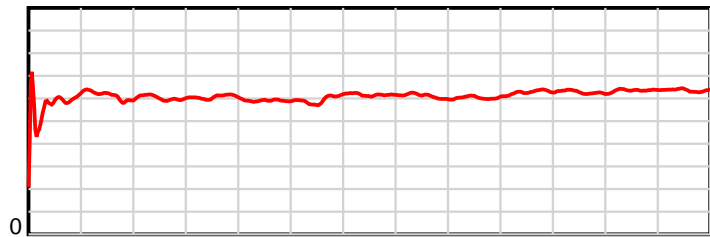
HRNZ and NZMTC and Thoroughbred Ratings Pty Ltd accepts no responsibility for the completeness or accuracy of any of the information contained herein, and makes no representations about its suitability for any particular purpose. Users should make their own judgements about those matters and/or seek independent advice. You assume all risks associated with use of the data provided on this page.

Race Results

July 26, 2020, Race 7, TRACKSIDE DINING AT ADDINGTON PACE, Distance 2600m, Addington - Survey 3200m

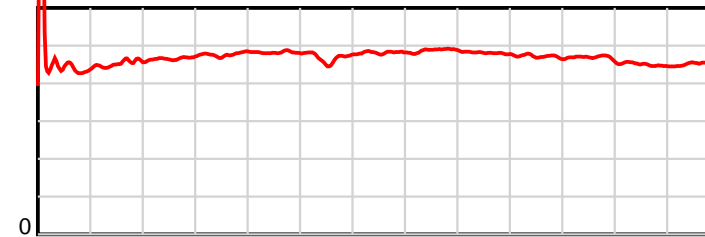
Result	TAB no.	Horse (Barrier)	2200m to	2000m to	1800m to	1600m to	1400m to	1200m to	1000m to	800m to	600m to	400m to	200m to	Total or	Margin
1st	10	Ashes To Ashes (8)	2000m	1800m	1600m	1400m	1200m	1000m	800m	600m	400m	200m	WP	Average	
		Position in running (margin)	1(0.0)	1(0.0)	1(0.0)	1(0.0)	1(0.0)	1(0.0)	1(0.0)	1(0.0)	1(0.0)	2(0.0)	1(0.0)		0.00
		Sectional time (s)	15.57	15.70	16.50	15.66	15.59	16.06	16.24	15.07	15.06	13.92	14.27		
		Cumulative time (s)	169.64	154.07	138.37	121.87	106.21	90.62	74.56	58.32	43.25	28.19	14.27	3:20.50	
		Speed (m/s)	12.85	12.74	12.12	12.77	12.83	12.45	12.32	13.27	13.28	14.37	14.02	12.97	
		Stride length (m)	5.99	6.08	5.84	5.98	6.18	6.07	5.92	6.25	6.21	6.47	6.39	6.08	
		Stride duration (s)	0.466	0.477	0.482	0.468	0.482	0.487	0.480	0.471	0.467	0.450	0.456	0.469	
		Stride efficiency (%)	56.04	57.70	53.29	55.94	59.75	57.59	54.70	61.08	60.21	65.33	63.91	57.68	
		Stride count	33.40	32.91	34.25	33.43	32.34	32.95	33.81	31.99	32.22	30.93	31.27	427.95	

10 m Stride length



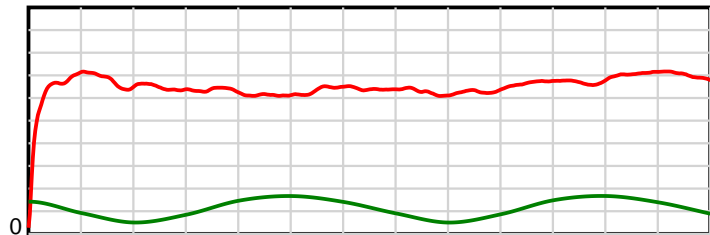
2600 m Finish

0.5 s Stride duration



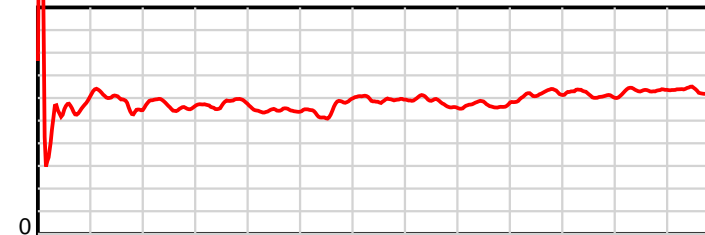
2600 m Finish

20 m/sec Speed



2600 m Finish

100 % Stride efficiency



2600 m Finish

Note: Horizontal distance axis grid lines are 200m furlongs.

Disclaimer.

HRNZ and NZMTC and Thoroughbred Ratings Pty Ltd accepts no responsibility for the completeness or accuracy of any of the information contained herein, and makes no representations about its suitability for any particular purpose. Users should make their own judgements about those matters and/or seek independent advice. You assume all risks associated with use of the data provided on this page.



Race Results



July 26, 2020, Race 7, TRACKSIDE DINING AT ADDINGTON PACE, Distance 2600m, Addington - Survey 3200m

Result	TAB no.	Horse (Barrier)	2600 to	2400m to
2nd	4	Foregone Concl... (4)	2400m	2200m
		Position in running (margin)	-	9(11.4)
		Sectional time (s)	17.82	15.96
		Cumulative time (s)	200.68	182.86
		Speed (m/s)	11.23	12.53
		Stride length (m)	5.35	5.96
		Stride duration (s)	0.467	0.476
		Stride efficiency (%)	44.77	55.55
		Stride count	37.36	33.54

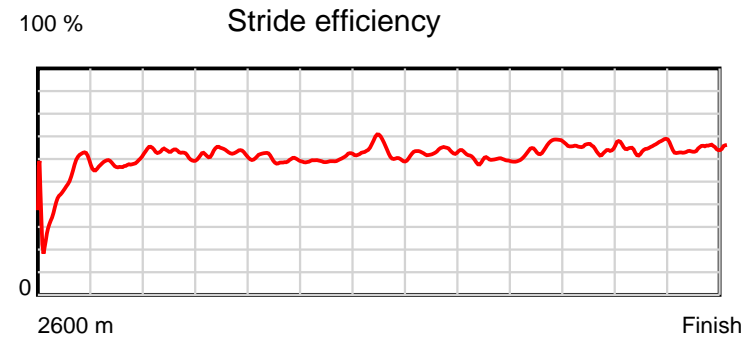
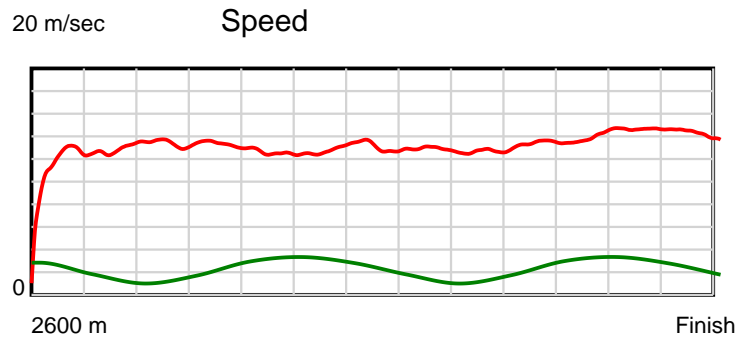
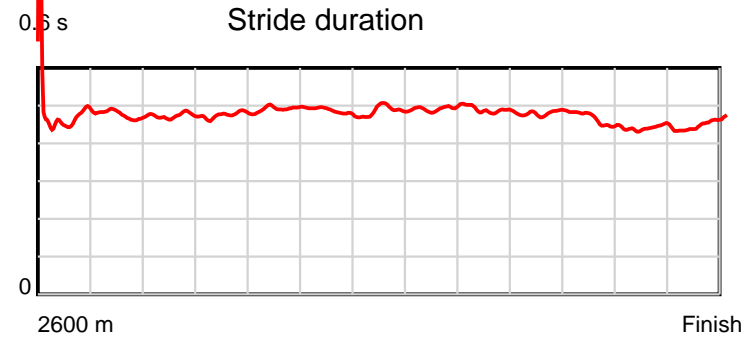
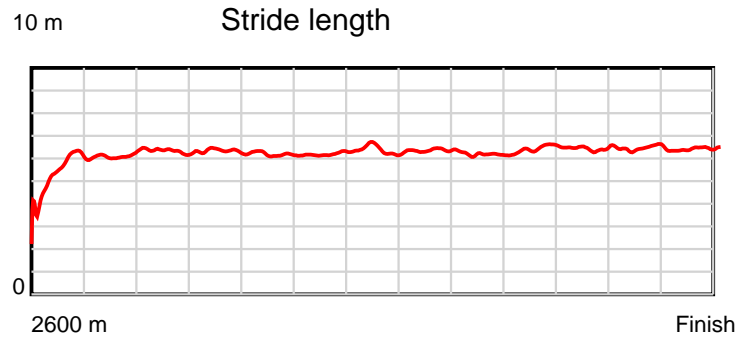
Disclaimer.

HRNZ and NZMTC and Thoroughbred Ratings Pty Ltd accepts no responsibility for the completeness or accuracy of any of the information contained herein, and makes no representations about its suitability for any particular purpose. Users should make their own judgements about those matters and/or seek independent advice. You assume all risks associated with use of the data provided on this page.

Race Results

July 26, 2020, Race 7, TRACKSIDE DINING AT ADDINGTON PACE, Distance 2600m, Addington - Survey 3200m

Result	TAB no.	Horse (Barrier)	2200m to	2000m to	1800m to	1600m to	1400m to	1200m to	1000m to	800m to	600m to	400m to	200m to	Total or	Margin
2nd	4	Foregone Concl... (4)	2000m	1800m	1600m	1400m	1200m	1000m	800m	600m	400m	200m	WP	Average	
		Position in running (margin)	9(17.6)	9(15.5)	9(11.2)	8(9.1)	8(10.3)	8(8.2)	7(6.8)	7(5.8)	6(4.4)	5(2.3)	4(2.9)		1.00
		Sectional time (s)	15.22	14.99	16.14	15.86	15.25	15.82	16.07	14.84	14.71	14.01	13.99		
		Cumulative time (s)	166.90	151.68	136.69	120.55	104.69	89.44	73.62	57.55	42.71	28.00	13.99	3:20.68	
		Speed (m/s)	13.14	13.34	12.39	12.61	13.11	12.64	12.45	13.48	13.60	14.28	14.30	12.96	
		Stride length (m)	6.22	6.35	6.11	6.11	6.40	6.24	6.06	6.48	6.25	6.28	6.49	6.16	
		Stride duration (s)	0.473	0.476	0.493	0.485	0.488	0.494	0.487	0.481	0.460	0.440	0.454	0.476	
		Stride efficiency (%)	60.50	62.94	58.30	58.42	64.02	60.83	57.42	65.55	61.12	61.71	65.77	59.37	
		Stride count	32.14	31.51	32.74	32.71	31.25	32.05	32.99	30.88	31.98	31.83	30.83	421.81	



Note: Horizontal distance axis grid lines are 200m furlongs.

Disclaimer.

HRNZ and NZMTC and Thoroughbred Ratings Pty Ltd accepts no responsibility for the completeness or accuracy of any of the information contained herein, and makes no representations about its suitability for any particular purpose. Users should make their own judgements about those matters and/or seek independent advice. You assume all risks associated with use of the data provided on this page.



Race Results



July 26, 2020, Race 7, TRACKSIDE DINING AT ADDINGTON PACE, Distance 2600m, Addington - Survey 3200m

Result	TAB no.	Horse (Barrier)	2600 to	2400m to
3rd	1	Megarock (1)	2400m	2200m
		Position in running (margin)	-	4(4.9)
		Sectional time (s)	16.62	15.44
		Cumulative time (s)	200.73	184.11
		Speed (m/s)	12.04	12.95
		Stride length (m)	6.02	6.19
		Stride duration (s)	0.488	0.478
		Stride efficiency (%)	56.68	59.94
		Stride count	33.21	32.29

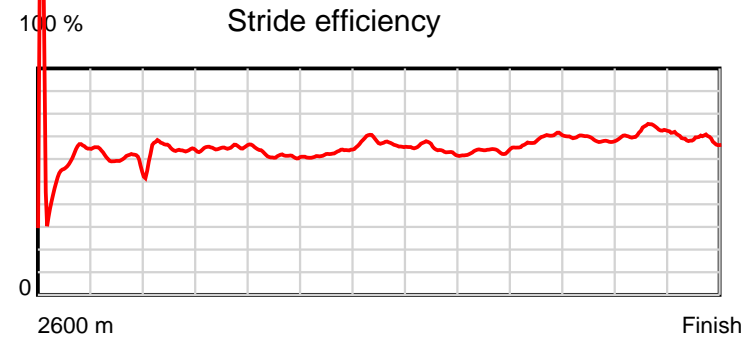
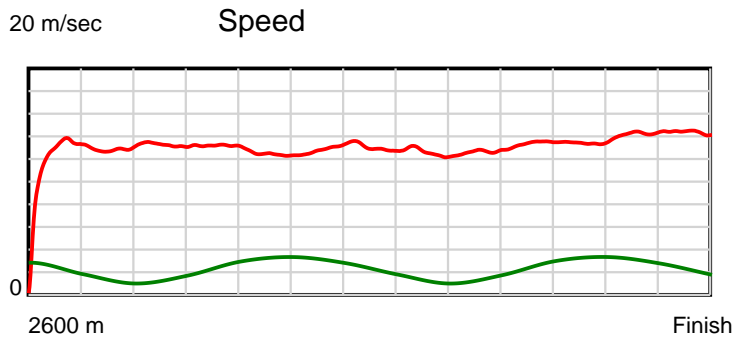
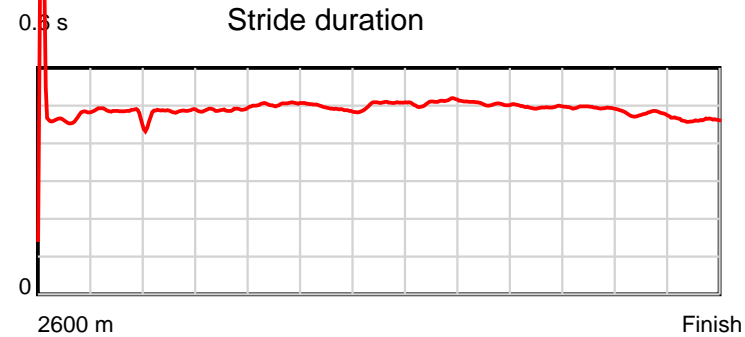
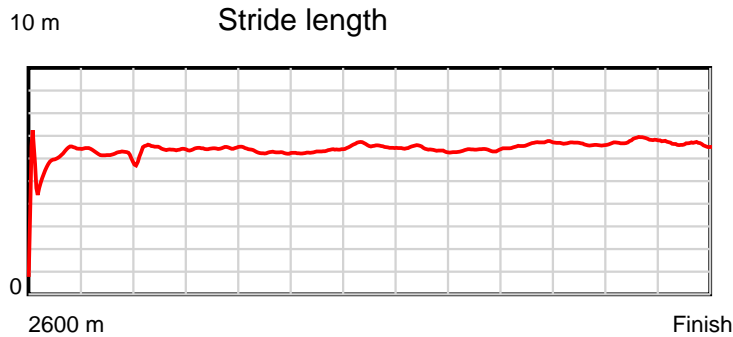
Disclaimer.

HRNZ and NZMTC and Thoroughbred Ratings Pty Ltd accepts no responsibility for the completeness or accuracy of any of the information contained herein, and makes no representations about its suitability for any particular purpose. Users should make their own judgements about those matters and/or seek independent advice. You assume all risks associated with use of the data provided on this page.

Race Results

July 26, 2020, Race 7, TRACKSIDE DINING AT ADDINGTON PACE, Distance 2600m, Addington - Survey 3200m

Result	TAB no.	Horse (Barrier)	2200m to	2000m to	1800m to	1600m to	1400m to	1200m to	1000m to	800m to	600m to	400m to	200m to	Total or	Margin
3rd	1	Megarock (1)	2000m	1800m	1600m	1400m	1200m	1000m	800m	600m	400m	200m	WP	Average	
		Position in running (margin)	3(8.0)	3(7.7)	3(5.3)	3(4.1)	3(4.4)	3(3.9)	4(4.1)	5(3.9)	5(3.7)	6(3.0)	5(3.7)		1.20
		Sectional time (s)	15.52	15.31	16.31	15.71	15.50	16.10	16.19	15.05	14.94	14.03	14.01		
		Cumulative time (s)	168.67	153.15	137.84	121.53	105.82	90.32	74.22	58.03	42.98	28.04	14.01	3:20.73	
		Speed (m/s)	12.89	13.06	12.26	12.73	12.90	12.42	12.35	13.29	13.39	14.26	14.28	12.95	
		Stride length (m)	6.26	6.40	6.18	6.28	6.51	6.32	6.24	6.59	6.61	6.80	6.59	6.38	
		Stride duration (s)	0.486	0.490	0.504	0.493	0.505	0.509	0.505	0.496	0.494	0.477	0.462	0.492	
		Stride efficiency (%)	61.32	63.97	59.75	61.67	66.28	62.50	60.77	67.85	68.33	72.30	67.86	63.58	
		Stride count	31.93	31.26	32.34	31.84	30.71	31.63	32.07	30.35	30.24	29.40	30.35	407.62	



Note: Horizontal distance axis grid lines are 200m furlongs.

Disclaimer.

HRNZ and NZMTC and Thoroughbred Ratings Pty Ltd accepts no responsibility for the completeness or accuracy of any of the information contained herein, and makes no representations about its suitability for any particular purpose. Users should make their own judgements about those matters and/or seek independent advice. You assume all risks associated with use of the data provided on this page.



Race Results



July 26, 2020, Race 7, TRACKSIDE DINING AT ADDINGTON PACE, Distance 2600m, Addington - Survey 3200m

Result	TAB no.	Horse (Barrier)	2600 to	2400m to
4th	5	Jake (5)	2400m	2200m
		Position in running (margin)	-	2(2.2)
		Sectional time (s)	15.96	14.96
		Cumulative time (s)	200.83	184.87
		Speed (m/s)	12.53	13.37
		Stride length (m)	5.18	5.68
		Stride duration (s)	0.417	0.425
		Stride efficiency (%)	41.91	50.45
		Stride count	38.62	35.20

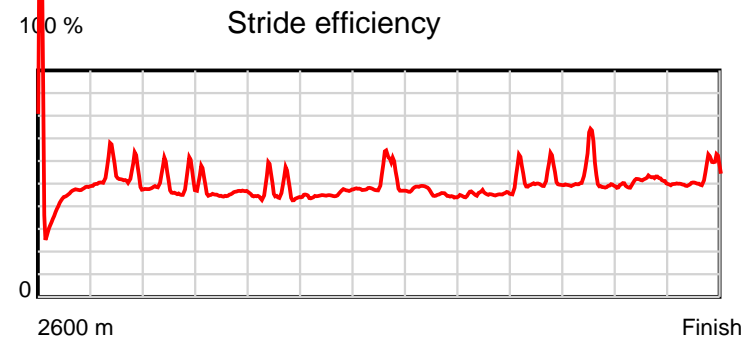
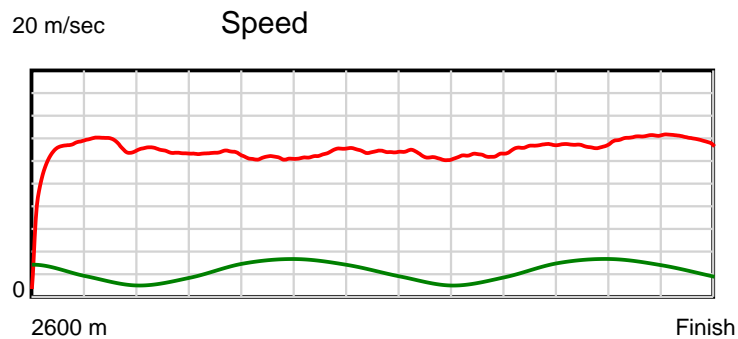
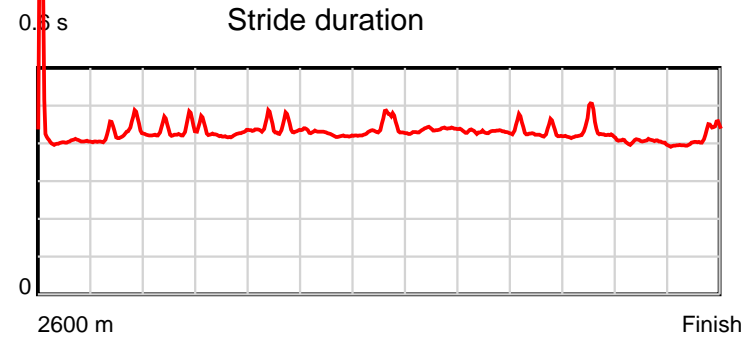
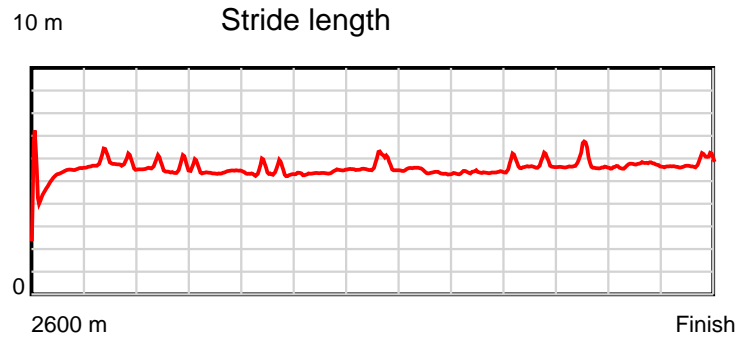
Disclaimer.

HRNZ and NZMTC and Thoroughbred Ratings Pty Ltd accepts no responsibility for the completeness or accuracy of any of the information contained herein, and makes no representations about its suitability for any particular purpose. Users should make their own judgements about those matters and/or seek independent advice. You assume all risks associated with use of the data provided on this page.

Race Results

July 26, 2020, Race 7, TRACKSIDE DINING AT ADDINGTON PACE, Distance 2600m, Addington - Survey 3200m

Result	TAB no.	Horse (Barrier)	2200m to	2000m to	1800m to	1600m to	1400m to	1200m to	1000m to	800m to	600m to	400m to	200m to	Total or	Margin
4th	5	Jake (5)	2000m	1800m	1600m	1400m	1200m	1000m	800m	600m	400m	200m	WP	Average	
		Position in running (margin)	2(2.5)	2(2.2)	2(2.2)	2(1.2)	2(2.2)	2(1.9)	2(3.0)	2(1.1)	3(0.9)	3(0.6)	3(2.3)		1.80
		Sectional time (s)	15.53	15.71	16.33	15.82	15.54	16.24	15.93	15.04	15.00	14.21	14.56		
		Cumulative time (s)	169.91	154.38	138.67	122.34	106.52	90.98	74.74	58.81	43.77	28.77	14.56	3:20.83	
		Speed (m/s)	12.88	12.73	12.25	12.64	12.87	12.32	12.55	13.30	13.33	14.07	13.74	12.95	
		Stride length (m)	5.54	5.44	5.36	5.37	5.61	5.37	5.38	5.69	5.70	5.67	5.66	5.51	
		Stride duration (s)	0.430	0.427	0.438	0.425	0.436	0.436	0.429	0.428	0.428	0.403	0.412	0.425	
		Stride efficiency (%)	47.98	46.24	44.98	45.02	49.11	45.01	45.30	50.57	50.83	50.28	50.05	47.39	
		Stride count	36.09	36.77	37.28	37.26	35.67	37.27	37.15	35.16	35.07	35.26	35.34	472.14	



Note: Horizontal distance axis grid lines are 200m furlongs.

Disclaimer.

HRNZ and NZMTC and Thoroughbred Ratings Pty Ltd accepts no responsibility for the completeness or accuracy of any of the information contained herein, and makes no representations about its suitability for any particular purpose. Users should make their own judgements about those matters and/or seek independent advice. You assume all risks associated with use of the data provided on this page.



Race Results



July 26, 2020, Race 7, TRACKSIDE DINING AT ADDINGTON PACE, Distance 2600m, Addington - Survey 3200m

Result	TAB no.	Horse (Barrier)	2600 to	2400m to
5th	2	Mongolian Mars... (2)	2400m	2200m
		Position in running (margin)	-	7(9.9)
		Sectional time (s)	17.47	15.42
		Cumulative time (s)	201.07	183.60
		Speed (m/s)	11.45	12.97
		Stride length (m)	5.31	5.90
		Stride duration (s)	0.446	0.455
		Stride efficiency (%)	44.03	54.33
		Stride count	37.68	33.92

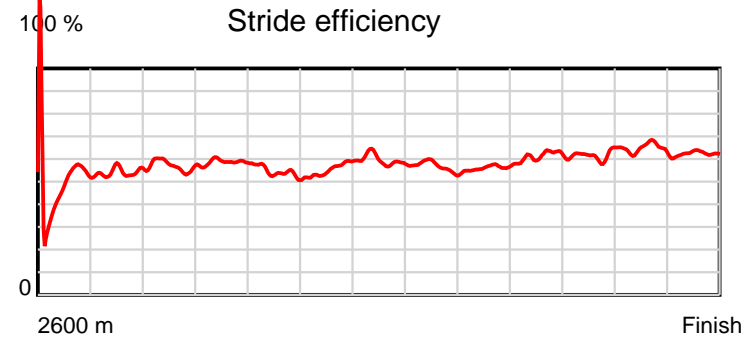
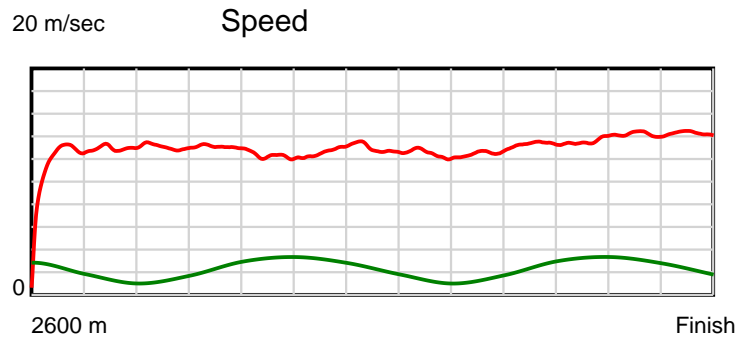
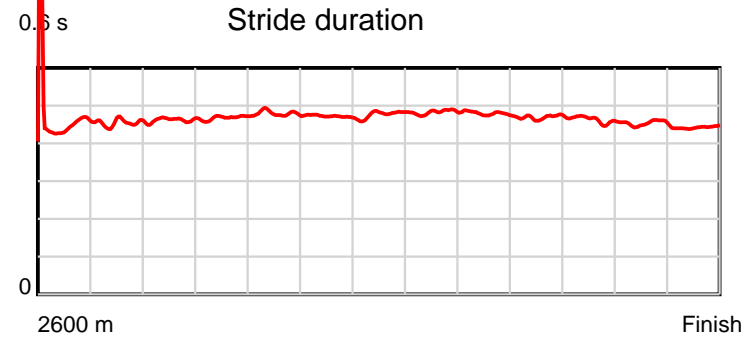
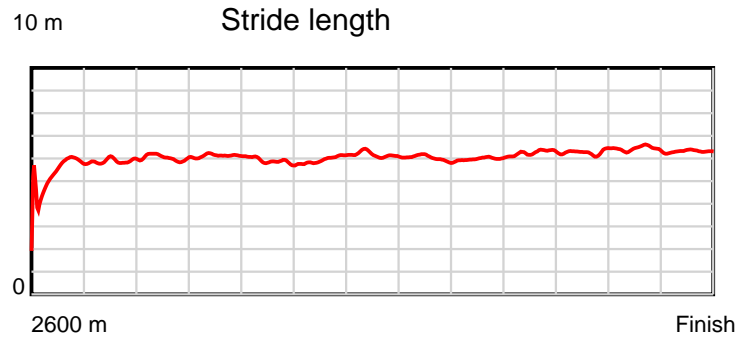
Disclaimer.

HRNZ and NZMTC and Thoroughbred Ratings Pty Ltd accepts no responsibility for the completeness or accuracy of any of the information contained herein, and makes no representations about its suitability for any particular purpose. Users should make their own judgements about those matters and/or seek independent advice. You assume all risks associated with use of the data provided on this page.

Race Results

July 26, 2020, Race 7, TRACKSIDE DINING AT ADDINGTON PACE, Distance 2600m, Addington - Survey 3200m

Result	TAB no.	Horse (Barrier)	2200m to	2000m to	1800m to	1600m to	1400m to	1200m to	1000m to	800m to	600m to	400m to	200m to	Total or	Margin
5th	2	Mongolian Mars... (2)	2000m	1800m	1600m	1400m	1200m	1000m	800m	600m	400m	200m	WP	Average	
		Position in running (margin)	5(13.0)	6(11.5)	6(8.6)	7(8.0)	7(8.5)	7(8.0)	8(7.9)	8(7.6)	9(7.0)	9(5.6)	8(6.4)		3.10
		Sectional time (s)	15.33	15.22	16.41	15.73	15.51	16.04	16.18	14.97	14.83	14.04	13.92		
		Cumulative time (s)	168.18	152.85	137.63	121.22	105.49	89.98	73.94	57.76	42.79	27.96	13.92	3:21.07	
		Speed (m/s)	13.05	13.14	12.19	12.71	12.89	12.47	12.36	13.36	13.49	14.25	14.37	12.93	
		Stride length (m)	6.03	6.14	5.84	6.00	6.16	6.01	5.92	6.26	6.24	6.45	6.36	6.03	
		Stride duration (s)	0.462	0.468	0.479	0.472	0.477	0.482	0.479	0.469	0.463	0.453	0.443	0.467	
		Stride efficiency (%)	56.87	58.95	53.32	56.27	59.23	56.49	54.85	61.33	60.83	64.98	63.21	56.91	
		Stride count	33.15	32.56	34.24	33.33	32.49	33.26	33.76	31.92	32.06	31.02	31.45	430.84	



Note: Horizontal distance axis grid lines are 200m furlongs.

Disclaimer.

HRNZ and NZMTC and Thoroughbred Ratings Pty Ltd accepts no responsibility for the completeness or accuracy of any of the information contained herein, and makes no representations about its suitability for any particular purpose. Users should make their own judgements about those matters and/or seek independent advice. You assume all risks associated with use of the data provided on this page.



Race Results



July 26, 2020, Race 7, TRACKSIDE DINING AT ADDINGTON PACE, Distance 2600m, Addington - Survey 3200m

Result	TAB no.	Horse (Barrier)	2600 to	2400m to
6th	11	Kingsdown Atom (9)	2400m	2200m
		Position in running (margin)	-	5(7.0)
		Sectional time (s)	16.94	16.02
		Cumulative time (s)	201.27	184.33
		Speed (m/s)	11.81	12.48
		Stride length (m)	5.12	5.64
		Stride duration (s)	0.438	0.452
		Stride efficiency (%)	41.00	49.66
		Stride count	39.04	35.48

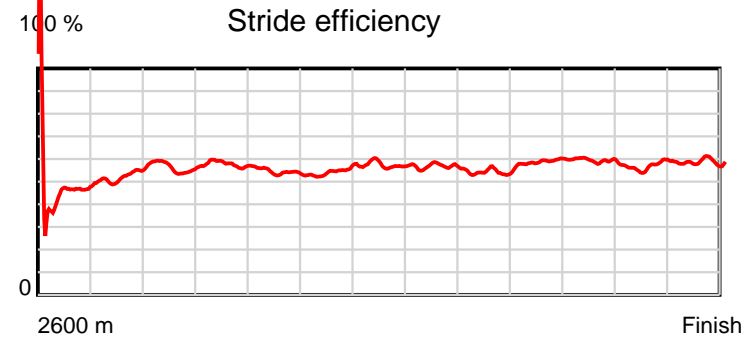
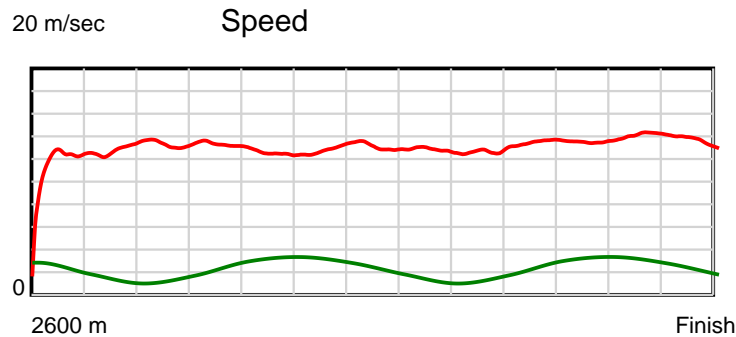
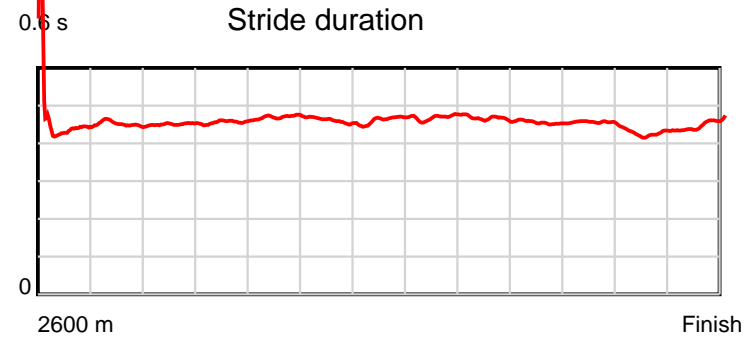
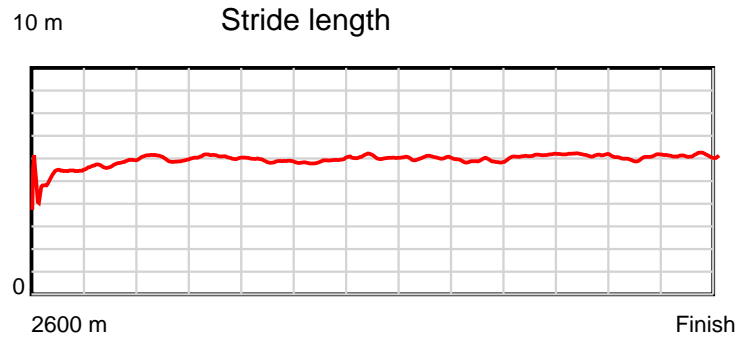
Disclaimer.

HRNZ and NZMTC and Thoroughbred Ratings Pty Ltd accepts no responsibility for the completeness or accuracy of any of the information contained herein, and makes no representations about its suitability for any particular purpose. Users should make their own judgements about those matters and/or seek independent advice. You assume all risks associated with use of the data provided on this page.

Race Results

July 26, 2020, Race 7, TRACKSIDE DINING AT ADDINGTON PACE, Distance 2600m, Addington - Survey 3200m

Result	TAB no.	Horse (Barrier)	2200m to	2000m to	1800m to	1600m to	1400m to	1200m to	1000m to	800m to	600m to	400m to	200m to	Total or	Margin
6th	11	Kingsdown Atom (9)	2000m	1800m	1600m	1400m	1200m	1000m	800m	600m	400m	200m	WP	Average	
		Position in running (margin)	6(13.7)	5(10.5)	4(6.3)	4(4.4)	4(5.9)	4(4.0)	3(3.1)	3(1.4)	2(0.2)	1(0.0)	2(2.3)		4.10
		Sectional time (s)	15.04	15.01	16.19	15.90	15.27	15.91	15.95	14.88	15.02	14.29	14.85		
		Cumulative time (s)	168.31	153.27	138.26	122.07	106.17	90.90	74.99	59.04	44.16	29.14	14.85	3:21.27	
		Speed (m/s)	13.30	13.32	12.35	12.58	13.10	12.57	12.54	13.44	13.32	14.00	13.47	12.92	
		Stride length (m)	6.00	6.08	5.81	5.79	6.07	5.90	5.84	6.11	6.06	5.98	6.09	5.87	
		Stride duration (s)	0.451	0.456	0.470	0.460	0.463	0.469	0.466	0.455	0.455	0.427	0.452	0.454	
		Stride efficiency (%)	56.26	57.70	52.70	52.39	57.50	54.40	53.23	58.40	57.34	55.84	57.89	53.84	
		Stride count	33.33	32.91	34.44	34.54	32.97	33.90	34.27	32.71	33.02	33.46	32.86	442.93	



Note: Horizontal distance axis grid lines are 200m furlongs.

Disclaimer.

HRNZ and NZMTC and Thoroughbred Ratings Pty Ltd accepts no responsibility for the completeness or accuracy of any of the information contained herein, and makes no representations about its suitability for any particular purpose. Users should make their own judgements about those matters and/or seek independent advice. You assume all risks associated with use of the data provided on this page.



Race Results



July 26, 2020, Race 7, TRACKSIDE DINING AT ADDINGTON PACE, Distance 2600m, Addington - Survey 3200m

Result	TAB no.	Horse (Barrier)	2600 to	2400m to
7th	8	Supreme Lincol... (7)	2400m	2200m
		Position in running (margin)	-	3(4.8)
		Sectional time (s)	16.59	15.88
		Cumulative time (s)	201.31	184.72
		Speed (m/s)	12.06	12.59
		Stride length (m)	5.24	5.62
		Stride duration (s)	0.439	0.447
		Stride efficiency (%)	42.90	49.44
		Stride count	38.17	35.56

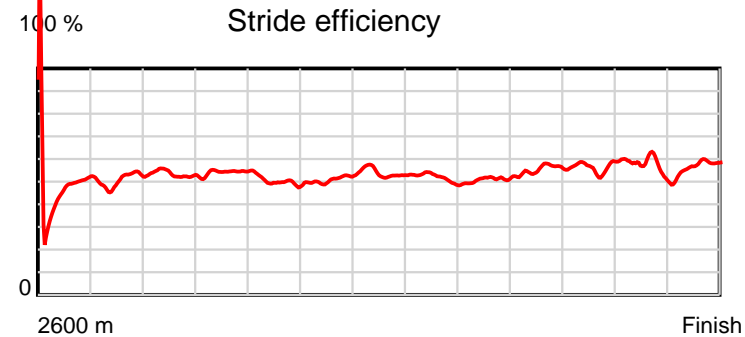
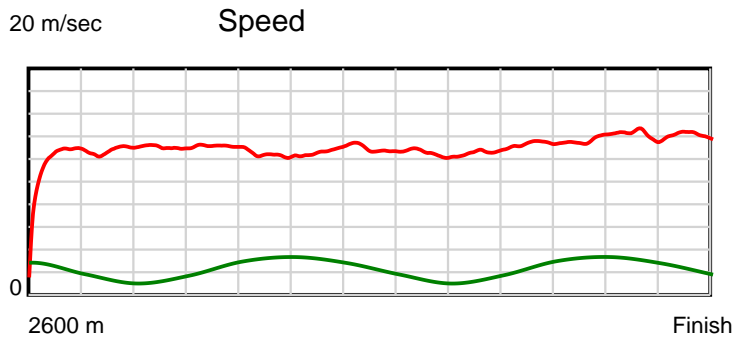
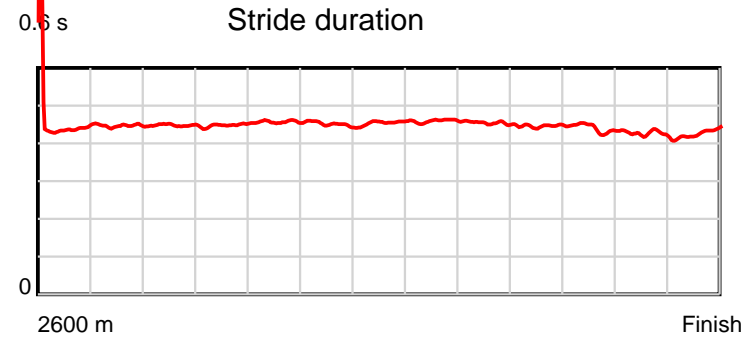
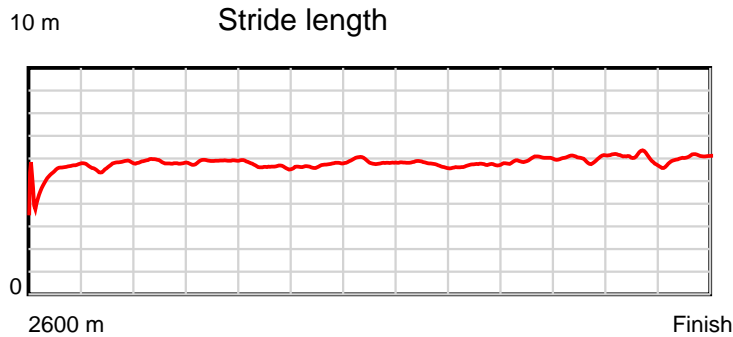
Disclaimer.

HRNZ and NZMTC and Thoroughbred Ratings Pty Ltd accepts no responsibility for the completeness or accuracy of any of the information contained herein, and makes no representations about its suitability for any particular purpose. Users should make their own judgements about those matters and/or seek independent advice. You assume all risks associated with use of the data provided on this page.

Race Results

July 26, 2020, Race 7, TRACKSIDE DINING AT ADDINGTON PACE, Distance 2600m, Addington - Survey 3200m

Result	TAB no.	Horse (Barrier)	2200m to	2000m to	1800m to	1600m to	1400m to	1200m to	1000m to	800m to	600m to	400m to	200m to	Total or	Margin
7th	8	Supreme Lincol... (7)	2000m	1800m	1600m	1400m	1200m	1000m	800m	600m	400m	200m	WP	Average	
		Position in running (margin)	4(10.6)	4(10.1)	5(7.5)	5(6.3)	5(6.5)	5(5.9)	6(5.8)	6(5.5)	7(4.9)	7(4.1)	7(6.2)		4.40
		Sectional time (s)	15.49	15.28	16.31	15.68	15.49	16.05	16.18	14.98	14.92	14.27	14.19		
		Cumulative time (s)	168.84	153.35	138.07	121.76	106.08	90.59	74.54	58.36	43.38	28.46	14.19	3:21.31	
		Speed (m/s)	12.91	13.09	12.26	12.76	12.91	12.46	12.36	13.35	13.40	14.02	14.09	12.92	
		Stride length (m)	5.78	5.86	5.60	5.75	5.88	5.72	5.62	5.95	5.90	5.95	6.04	5.76	
		Stride duration (s)	0.448	0.448	0.457	0.451	0.455	0.459	0.454	0.445	0.440	0.424	0.429	0.446	
		Stride efficiency (%)	52.28	53.69	49.03	51.74	54.01	51.05	49.27	55.31	54.36	55.30	57.06	51.76	
		Stride count	34.58	34.12	35.71	34.76	34.02	34.99	35.62	33.62	33.91	33.62	33.10	451.78	



Note: Horizontal distance axis grid lines are 200m furlongs.

Disclaimer.

HRNZ and NZMTC and Thoroughbred Ratings Pty Ltd accepts no responsibility for the completeness or accuracy of any of the information contained herein, and makes no representations about its suitability for any particular purpose. Users should make their own judgements about those matters and/or seek independent advice. You assume all risks associated with use of the data provided on this page.



Race Results



July 26, 2020, Race 7, TRACKSIDE DINING AT ADDINGTON PACE, Distance 2600m, Addington - Survey 3200m

Result	TAB no.	Horse (Barrier)	2600 to	2400m to
8th	12	Art Collector (10)	2400m	2200m
		Position in running (margin)	-	8(10.3)
		Sectional time (s)	17.52	16.56
		Cumulative time (s)	201.62	184.10
		Speed (m/s)	11.42	12.08
		Stride length (m)	5.46	5.78
		Stride duration (s)	0.472	0.478
		Stride efficiency (%)	46.58	52.13
		Stride count	36.63	34.63

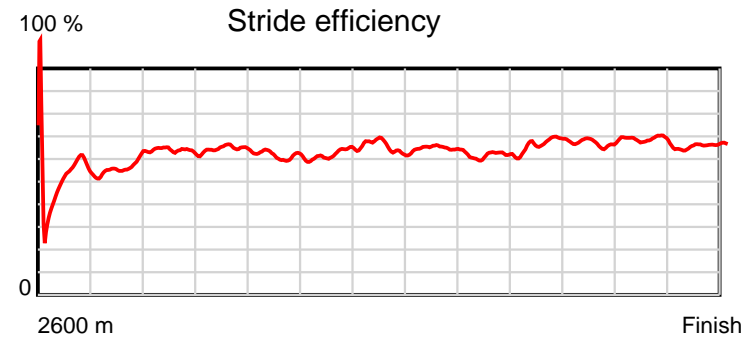
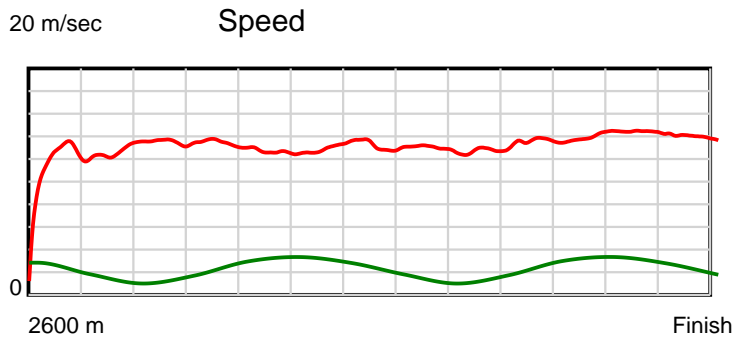
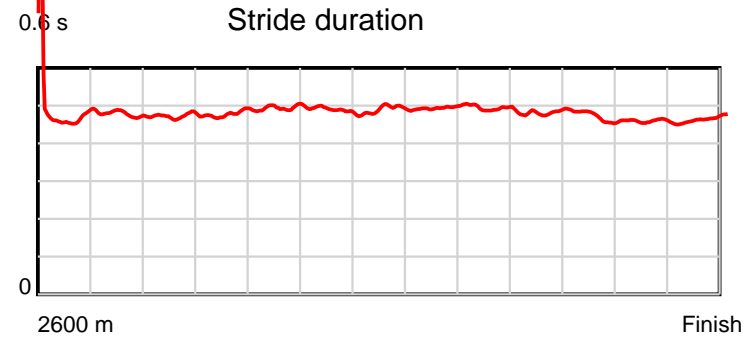
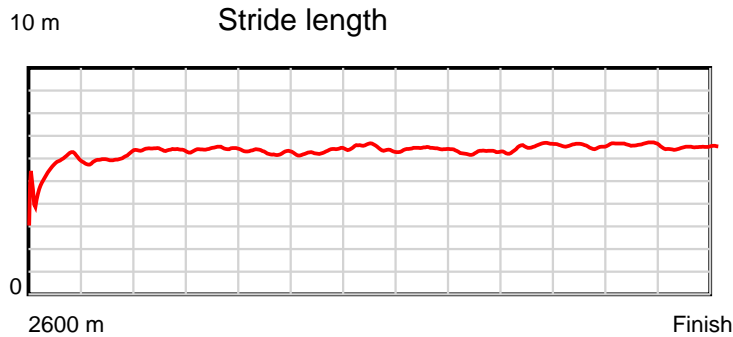
Disclaimer.

HRNZ and NZMTC and Thoroughbred Ratings Pty Ltd accepts no responsibility for the completeness or accuracy of any of the information contained herein, and makes no representations about its suitability for any particular purpose. Users should make their own judgements about those matters and/or seek independent advice. You assume all risks associated with use of the data provided on this page.

Race Results

July 26, 2020, Race 7, TRACKSIDE DINING AT ADDINGTON PACE, Distance 2600m, Addington - Survey 3200m

Result	TAB no.	Horse (Barrier)	2200m to	2000m to	1800m to	1600m to	1400m to	1200m to	1000m to	800m to	600m to	400m to	200m to	Total or	Margin
8th	12	Art Collector (10)	2000m	1800m	1600m	1400m	1200m	1000m	800m	600m	400m	200m	WP	Average	
		Position in running (margin)	10(20.2)	10(17.8)	10(13.1)	10(11.5)	10(11.9)	10(10.3)	9(8.6)	9(8.1)	8(6.8)	8(5.1)	9(6.9)		6.00
		Sectional time (s)	15.18	14.92	16.23	15.73	15.32	15.78	16.15	14.85	14.76	14.22	14.40		
		Cumulative time (s)	167.54	152.36	137.44	121.21	105.48	90.16	74.38	58.23	43.38	28.62	14.40	3:21.62	
		Speed (m/s)	13.18	13.40	12.32	12.71	13.05	12.67	12.38	13.47	13.55	14.06	13.89	12.90	
		Stride length (m)	6.23	6.42	6.09	6.21	6.40	6.27	6.09	6.50	6.35	6.44	6.48	6.19	
		Stride duration (s)	0.473	0.479	0.494	0.488	0.490	0.495	0.492	0.483	0.469	0.458	0.467	0.480	
		Stride efficiency (%)	60.60	64.36	58.00	60.26	64.06	61.50	57.98	66.02	63.04	64.82	65.64	59.97	
		Stride count	32.12	31.16	32.83	32.21	31.24	31.88	32.83	30.77	31.49	31.05	30.86	419.70	



Note: Horizontal distance axis grid lines are 200m furlongs.

Disclaimer.

HRNZ and NZMTC and Thoroughbred Ratings Pty Ltd accepts no responsibility for the completeness or accuracy of any of the information contained herein, and makes no representations about its suitability for any particular purpose. Users should make their own judgements about those matters and/or seek independent advice. You assume all risks associated with use of the data provided on this page.



Race Results



July 26, 2020, Race 7, TRACKSIDE DINING AT ADDINGTON PACE, Distance 2600m, Addington - Survey 3200m

Result	TAB no.	Horse (Barrier)	2600 to	2400m to
9th	3	Belmont Betty (3)	2400m	2200m
		Position in running (margin)	-	10(12.2)
		Sectional time (s)	17.83	15.37
		Cumulative time (s)	202.00	184.17
		Speed (m/s)	11.22	13.01
		Stride length (m)	5.81	6.33
		Stride duration (s)	0.512	0.486
		Stride efficiency (%)	52.74	62.53
		Stride count	34.43	31.62

Disclaimer.

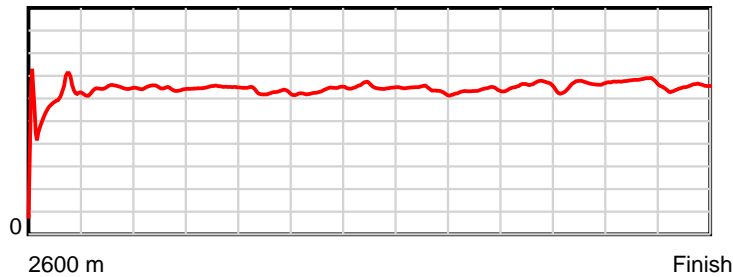
HRNZ and NZMTC and Thoroughbred Ratings Pty Ltd accepts no responsibility for the completeness or accuracy of any of the information contained herein, and makes no representations about its suitability for any particular purpose. Users should make their own judgements about those matters and/or seek independent advice. You assume all risks associated with use of the data provided on this page.

Race Results

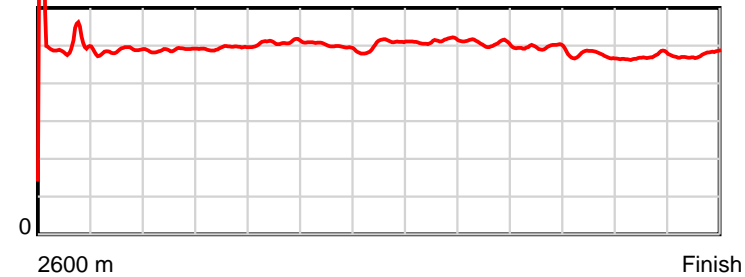
July 26, 2020, Race 7, TRACKSIDE DINING AT ADDINGTON PACE, Distance 2600m, Addington - Survey 3200m

Result	TAB no.	Horse (Barrier)	2200m to	2000m to	1800m to	1600m to	1400m to	1200m to	1000m to	800m to	600m to	400m to	200m to	Total or	Margin
9th	3	Belmont Betty (3)	2000m	1800m	1600m	1400m	1200m	1000m	800m	600m	400m	200m	WP	Average	
		Position in running (margin)	7(14.9)	8(13.8)	8(11.0)	9(9.9)	9(10.3)	9(9.6)	10(10.1)	10(9.2)	10(8.9)	10(6.5)	10(7.3)		8.10
		Sectional time (s)	15.39	15.24	16.32	15.72	15.47	16.14	16.09	15.02	14.66	14.05	14.70		
		Cumulative time (s)	168.80	153.41	138.17	121.85	106.13	90.66	74.52	58.43	43.41	28.75	14.70	3:22.00	
		Speed (m/s)	13.00	13.12	12.25	12.72	12.93	12.39	12.43	13.32	13.64	14.23	13.61	12.87	
		Stride length (m)	6.35	6.48	6.24	6.37	6.50	6.34	6.29	6.59	6.47	6.71	6.49	6.37	
		Stride duration (s)	0.489	0.494	0.509	0.500	0.503	0.512	0.506	0.495	0.474	0.471	0.477	0.495	
		Stride efficiency (%)	63.00	65.59	60.75	63.34	66.07	62.89	61.85	67.94	65.39	70.28	65.80	63.50	
		Stride count	31.50	30.87	32.08	31.41	30.76	31.53	31.79	30.33	30.92	29.82	30.82	407.88	

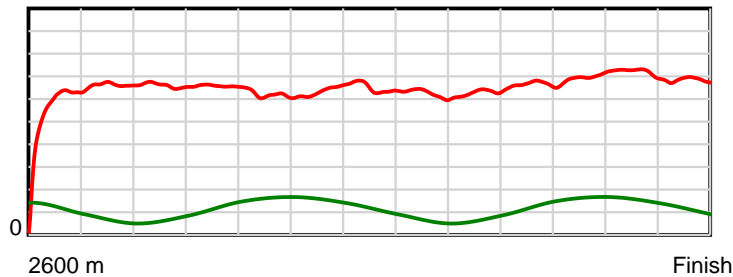
10 m Stride length



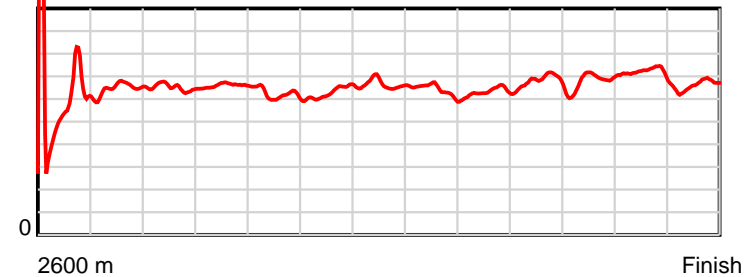
0.5 s Stride duration



20 m/sec Speed



100 % Stride efficiency



Note: Horizontal distance axis grid lines are 200m furlongs.

Disclaimer.

HRNZ and NZMTC and Thoroughbred Ratings Pty Ltd accepts no responsibility for the completeness or accuracy of any of the information contained herein, and makes no representations about its suitability for any particular purpose. Users should make their own judgements about those matters and/or seek independent advice. You assume all risks associated with use of the data provided on this page.



Race Results



July 26, 2020, Race 7, TRACKSIDE DINING AT ADDINGTON PACE, Distance 2600m, Addington - Survey 3200m

Result	TAB no.	Horse (Barrier)	2600 to	2400m to
10th	7	Bolzano (6)	2400m	2200m
		Position in running (margin)	-	6(9.2)
		Sectional time (s)	17.38	16.00
		Cumulative time (s)	202.15	184.77
		Speed (m/s)	11.51	12.50
		Stride length (m)	5.58	5.75
		Stride duration (s)	0.463	0.460
		Stride efficiency (%)	48.72	51.59
		Stride count	35.82	34.81

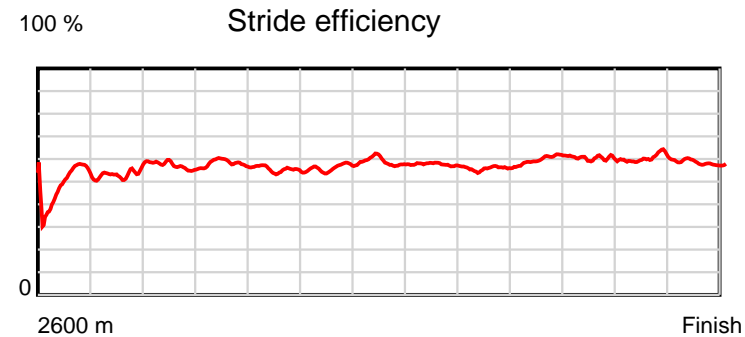
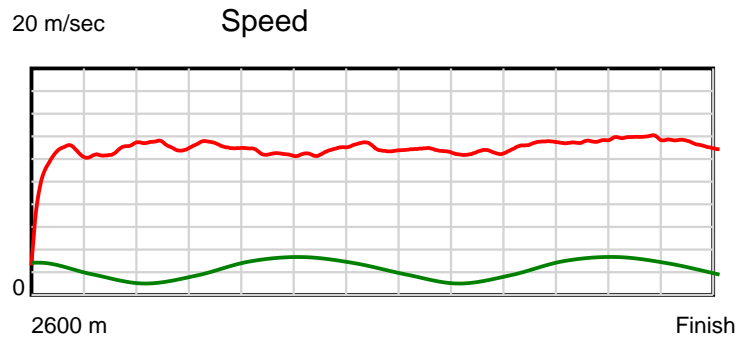
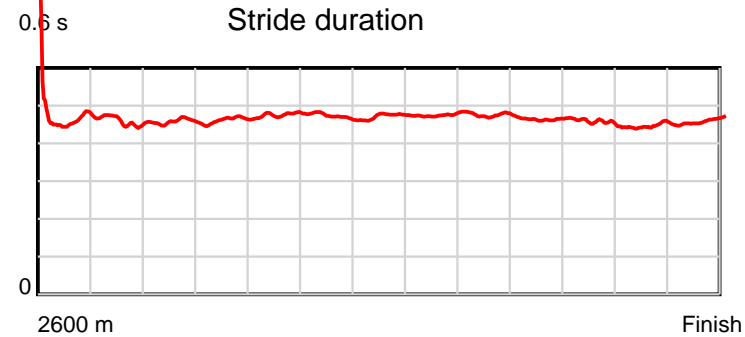
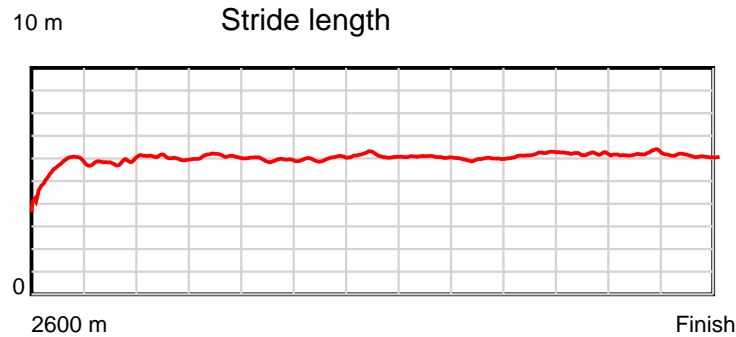
Disclaimer.

HRNZ and NZMTC and Thoroughbred Ratings Pty Ltd accepts no responsibility for the completeness or accuracy of any of the information contained herein, and makes no representations about its suitability for any particular purpose. Users should make their own judgements about those matters and/or seek independent advice. You assume all risks associated with use of the data provided on this page.

Race Results

July 26, 2020, Race 7, TRACKSIDE DINING AT ADDINGTON PACE, Distance 2600m, Addington - Survey 3200m

Result	TAB no.	Horse (Barrier)	2200m to	2000m to	1800m to	1600m to	1400m to	1200m to	1000m to	800m to	600m to	400m to	200m to	Total or	Margin
10th	7	Bolzano (6)	2000m	1800m	1600m	1400m	1200m	1000m	800m	600m	400m	200m	WP	Average	
		Position in running (margin)	8(15.7)	7(13.3)	7(8.9)	6(6.7)	6(8.1)	6(5.9)	5(5.0)	4(3.7)	4(2.6)	4(1.9)	6(6.2)		8.90
		Sectional time (s)	15.17	14.97	16.12	15.89	15.24	15.90	16.02	14.89	14.94	14.64	14.99		
		Cumulative time (s)	168.77	153.60	138.63	122.51	106.62	91.38	75.48	59.46	44.57	29.63	14.99	3:22.15	
		Speed (m/s)	13.18	13.36	12.41	12.59	13.12	12.58	12.48	13.43	13.39	13.66	13.34	12.86	
		Stride length (m)	6.04	6.16	5.90	5.94	6.20	5.98	5.93	6.22	6.10	6.10	6.15	6.00	
		Stride duration (s)	0.458	0.461	0.475	0.472	0.472	0.475	0.475	0.463	0.455	0.446	0.461	0.466	
		Stride efficiency (%)	56.94	59.37	54.35	55.22	60.06	55.81	54.96	60.49	58.12	58.08	59.06	56.21	
		Stride count	33.13	32.45	33.91	33.64	32.26	33.47	33.72	32.15	32.79	32.81	32.53	433.49	



Note: Horizontal distance axis grid lines are 200m furlongs.

Disclaimer.

HRNZ and NZMTC and Thoroughbred Ratings Pty Ltd accepts no responsibility for the completeness or accuracy of any of the information contained herein, and makes no representations about its suitability for any particular purpose. Users should make their own judgements about those matters and/or seek independent advice. You assume all risks associated with use of the data provided on this page.