



## Race Results

NZ Metropolitan Trotting Club Inc, HRNZ, July 26, 2020

Compilation date: July 26, 2020, 4:42:47 PM (NZST)

Copyright © 2020 HRNZ and NZMTC. All rights reserved.

### Trademarks.

StrideMASTER is a registered trademark of Thoroughbred Ratings Pty Ltd.

### Disclaimer.

HRNZ and NZMTC and Thoroughbred Ratings Pty Ltd accepts no responsibility for the completeness or accuracy of any of the information contained herein, and makes no representations about its suitability for any particular purpose. Users should make their own judgements about those matters and/or seek independent advice. You assume all risks associated with use of the data provided on this page.



# Race Results



July 26, 2020, Race 8, BLUE STAR TAXIS MOBILE PACE, Distance 2600m, Addington - Survey 3200m

Result	TAB no.	Horse (Barrier)	2600 to	2400m to
1st	5	<b>Machs Mareta (5)</b>	<b>2400m</b>	<b>2200m</b>
		Position in running (margin)	-	1(0.0)
		Sectional time (s)	14.87	15.05
		Cumulative time (s)	195.84	180.97
		Speed (m/s)	13.45	13.29
		Stride length (m)	5.78	5.73
		Stride duration (s)	0.425	0.431
		Stride efficiency (%)	52.25	51.29
		Stride count	34.59	34.91

#### Disclaimer.

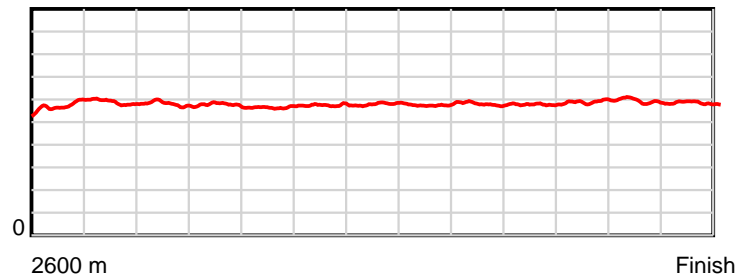
HRNZ and NZMTC and Thoroughbred Ratings Pty Ltd accepts no responsibility for the completeness or accuracy of any of the information contained herein, and makes no representations about its suitability for any particular purpose. Users should make their own judgements about those matters and/or seek independent advice. You assume all risks associated with use of the data provided on this page.

# Race Results

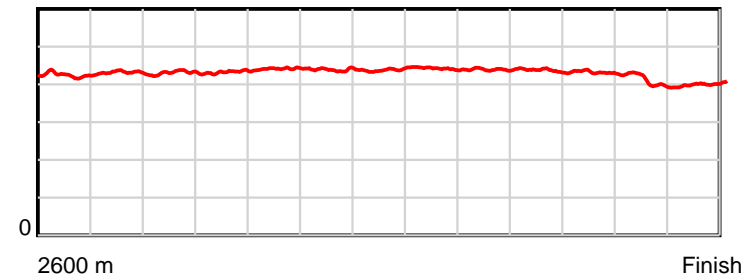
July 26, 2020, Race 8, BLUE STAR TAXIS MOBILE PACE, Distance 2600m, Addington - Survey 3200m

Result	TAB no.	Horse (Barrier)	2200m to	2000m to	1800m to	1600m to	1400m to	1200m to	1000m to	800m to	600m to	400m to	200m to	Total or	Margin
1st	5	Machs Mareta (5)	2000m	1800m	1600m	1400m	1200m	1000m	800m	600m	400m	200m	WP	Average	
		Position in running (margin)	1(0.0)	1(0.0)	1(0.0)	1(0.0)	1(0.0)	1(0.0)	1(0.0)	1(0.0)	1(0.0)	1(0.0)	1(0.0)		0.00
		Sectional time (s)	15.27	15.14	16.00	15.48	15.21	15.69	15.60	15.12	14.88	13.90	13.63		
		Cumulative time (s)	165.92	150.65	135.51	119.51	104.03	88.82	73.13	57.53	42.41	27.53	13.63	3:15.84	
		Speed (m/s)	13.10	13.21	12.50	12.92	13.15	12.75	12.82	13.23	13.44	14.39	14.67	13.28	
		Stride length (m)	5.64	5.71	5.52	5.67	5.76	5.63	5.63	5.77	5.80	5.87	5.88	5.72	
		Stride duration (s)	0.431	0.432	0.441	0.439	0.438	0.442	0.439	0.436	0.431	0.408	0.401	0.431	
		Stride efficiency (%)	49.75	51.01	47.56	50.18	51.92	49.55	49.61	52.02	52.55	53.78	54.08	51.15	
		Stride count	35.45	35.00	36.25	35.30	34.70	35.52	35.49	34.66	34.49	34.09	34.00	454.45	

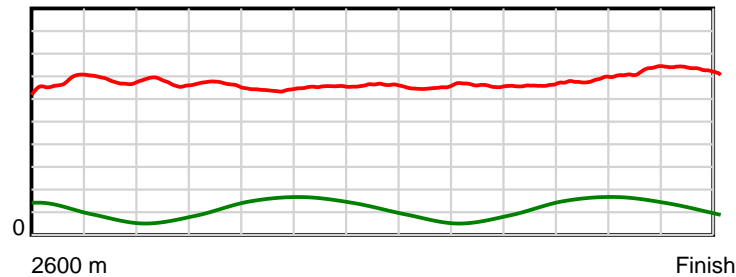
10 m Stride length



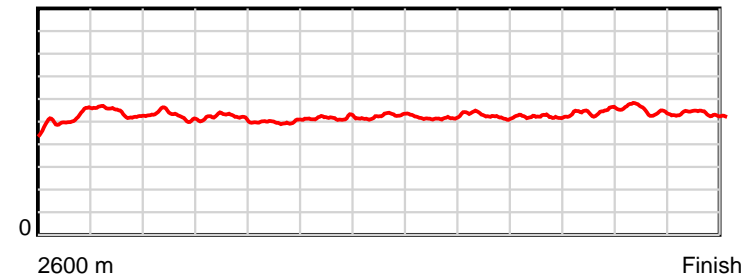
0.6 s Stride duration



20 m/sec Speed



100 % Stride efficiency



Note: Horizontal distance axis grid lines are 200m furlongs.

**Disclaimer.**

HRNZ and NZMTC and Thoroughbred Ratings Pty Ltd accepts no responsibility for the completeness or accuracy of any of the information contained herein, and makes no representations about its suitability for any particular purpose. Users should make their own judgements about those matters and/or seek independent advice. You assume all risks associated with use of the data provided on this page.



# Race Results



July 26, 2020, Race 8, BLUE STAR TAXIS MOBILE PACE, Distance 2600m, Addington - Survey 3200m

Result	TAB no.	Horse (Barrier)	2600 to	2400m to
2nd	6	Stavros The Te... (6)	2400m	2200m
		Position in running (margin)	-	6(9.6)
		Sectional time (s)	15.19	15.10
		Cumulative time (s)	195.96	180.77
		Speed (m/s)	13.17	13.25
		Stride length (m)	5.98	6.00
		Stride duration (s)	0.446	0.453
		Stride efficiency (%)	55.84	56.27
		Stride count	33.46	33.33

#### Disclaimer.

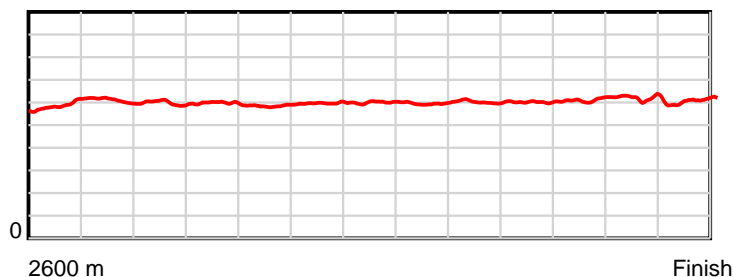
HRNZ and NZMTC and Thoroughbred Ratings Pty Ltd accepts no responsibility for the completeness or accuracy of any of the information contained herein, and makes no representations about its suitability for any particular purpose. Users should make their own judgements about those matters and/or seek independent advice. You assume all risks associated with use of the data provided on this page.

# Race Results

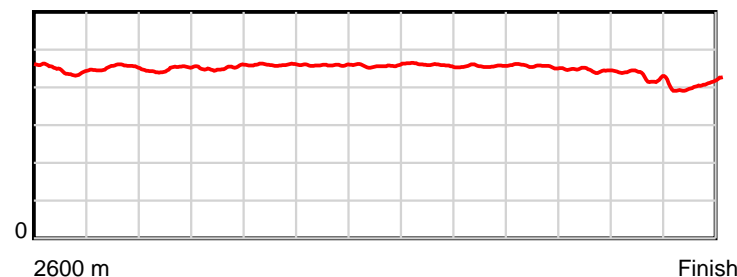
July 26, 2020, Race 8, BLUE STAR TAXIS MOBILE PACE, Distance 2600m, Addington - Survey 3200m

Result	TAB no.	Horse (Barrier)	2200m to	2000m to	1800m to	1600m to	1400m to	1200m to	1000m to	800m to	600m to	400m to	200m to	Total or	Margin
2nd	6	Stavros The Te... (6)	2000m	1800m	1600m	1400m	1200m	1000m	800m	600m	400m	200m	WP	Average	
		Position in running (margin)	5(13.1)	5(10.2)	5(6.3)	5(5.0)	5(4.0)	5(4.0)	4(4.4)	5(5.4)	5(5.2)	5(4.1)	4(1.7)		0.00
		Sectional time (s)	15.35	15.10	16.04	15.28	15.21	15.64	15.81	15.18	14.79	13.78	13.49		
		Cumulative time (s)	165.67	150.32	135.22	119.18	103.90	88.69	73.05	57.24	42.06	27.27	13.49	3:15.96	
		Speed (m/s)	13.03	13.25	12.47	13.09	13.15	12.79	12.65	13.18	13.52	14.51	14.83	13.27	
		Stride length (m)	5.84	5.98	5.73	6.01	6.02	5.87	5.78	5.98	6.01	6.17	6.03	5.95	
		Stride duration (s)	0.449	0.452	0.460	0.459	0.458	0.459	0.457	0.454	0.445	0.425	0.406	0.449	
		Stride efficiency (%)	53.39	55.92	51.34	56.36	56.58	53.84	52.27	55.97	56.54	59.49	56.76	55.37	
		Stride count	34.22	33.43	34.89	33.30	33.24	34.07	34.58	33.42	33.25	32.42	33.18	436.79	

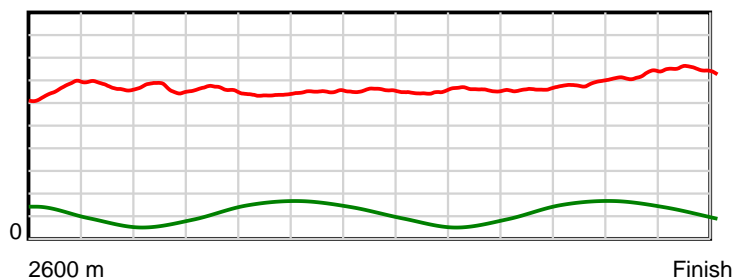
10 m Stride length



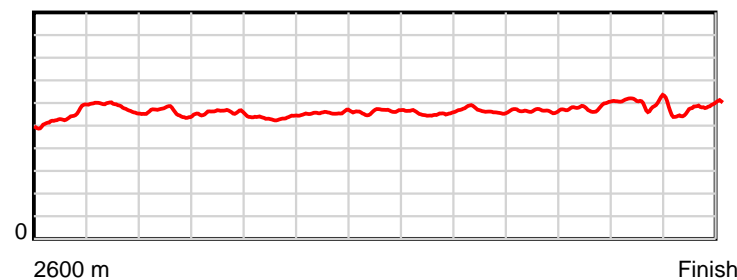
0.6 s Stride duration



20 m/sec Speed



100 % Stride efficiency



Note: Horizontal distance axis grid lines are 200m furlongs.

## Disclaimer.

HRNZ and NZMTC and Thoroughbred Ratings Pty Ltd accepts no responsibility for the completeness or accuracy of any of the information contained herein, and makes no representations about its suitability for any particular purpose. Users should make their own judgements about those matters and/or seek independent advice. You assume all risks associated with use of the data provided on this page.



# Race Results



July 26, 2020, Race 8, BLUE STAR TAXIS MOBILE PACE, Distance 2600m, Addington - Survey 3200m

Result	TAB no.	Horse (Barrier)	2600 to	2400m to
3rd	9	<b>Paul's Verdict (8)</b>	<b>2400m</b>	<b>2200m</b>
		Position in running (margin)	-	2(0.6)
		Sectional time (s)	14.99	15.54
		Cumulative time (s)	196.47	181.48
		Speed (m/s)	13.34	12.87
		Stride length (m)	6.57	6.44
		Stride duration (s)	0.492	0.501
		Stride efficiency (%)	67.40	64.89
		Stride count	30.45	31.04

#### Disclaimer.

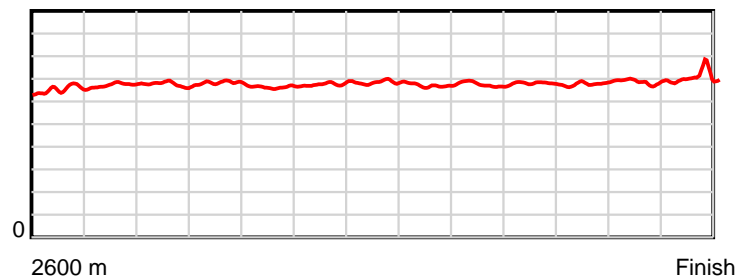
HRNZ and NZMTC and Thoroughbred Ratings Pty Ltd accepts no responsibility for the completeness or accuracy of any of the information contained herein, and makes no representations about its suitability for any particular purpose. Users should make their own judgements about those matters and/or seek independent advice. You assume all risks associated with use of the data provided on this page.

# Race Results

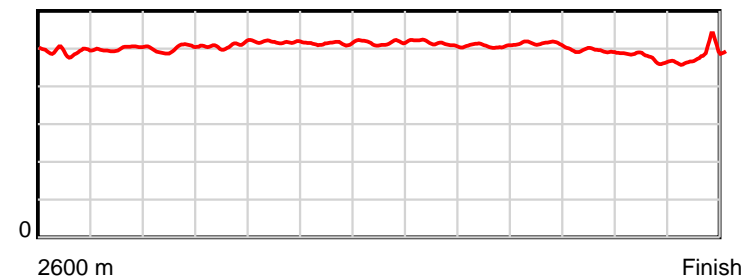
July 26, 2020, Race 8, BLUE STAR TAXIS MOBILE PACE, Distance 2600m, Addington - Survey 3200m

Result	TAB no.	Horse (Barrier)	2200m to	2000m to	1800m to	1600m to	1400m to	1200m to	1000m to	800m to	600m to	400m to	200m to	Total or	Margin
3rd	9	Paul's Verdict (8)	2000m	1800m	1600m	1400m	1200m	1000m	800m	600m	400m	200m	WP	Average	
		Position in running (margin)	2(3.6)	2(5.0)	2(4.4)	2(4.1)	2(3.2)	2(3.0)	2(3.6)	2(4.0)	2(4.3)	2(3.5)	2(3.3)		0.00
		Sectional time (s)	15.51	15.04	15.95	15.34	15.18	15.78	15.66	15.17	14.74	13.87	13.70		
		Cumulative time (s)	165.94	150.43	135.39	119.44	104.10	88.92	73.14	57.48	42.31	27.57	13.70	3:16.47	
		Speed (m/s)	12.89	13.30	12.54	13.04	13.18	12.67	12.77	13.18	13.57	14.42	14.60	13.23	
		Stride length (m)	6.45	6.77	6.48	6.71	6.80	6.50	6.48	6.75	6.69	6.83	7.09	6.65	
		Stride duration (s)	0.500	0.509	0.517	0.514	0.516	0.513	0.508	0.512	0.493	0.473	0.485	0.503	
		Stride efficiency (%)	65.01	71.72	65.63	70.31	72.21	66.07	65.68	71.13	69.94	72.79	78.45	69.17	
		Stride count	31.01	29.52	30.86	29.82	29.42	30.76	30.85	29.64	29.90	29.30	28.23	390.80	

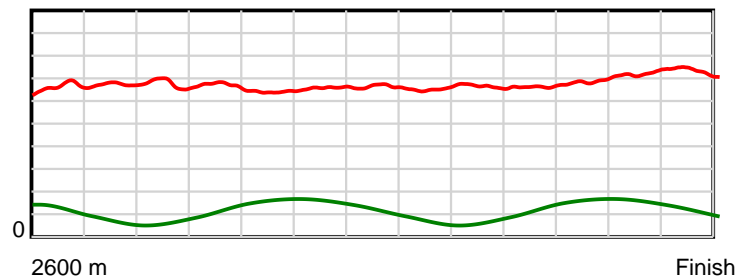
10 m Stride length



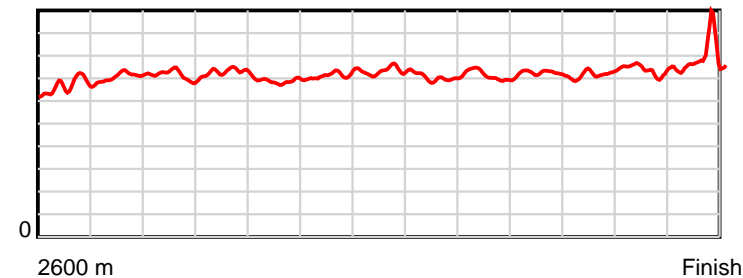
0.6 s Stride duration



20 m/sec Speed



100 % Stride efficiency



Note: Horizontal distance axis grid lines are 200m furlongs.

## Disclaimer.

HRNZ and NZMTC and Thoroughbred Ratings Pty Ltd accepts no responsibility for the completeness or accuracy of any of the information contained herein, and makes no representations about its suitability for any particular purpose. Users should make their own judgements about those matters and/or seek independent advice. You assume all risks associated with use of the data provided on this page.



# Race Results



July 26, 2020, Race 8, BLUE STAR TAXIS MOBILE PACE, Distance 2600m, Addington - Survey 3200m

Result	TAB no.	Horse (Barrier)	2600 to	2400m to
4th	3	<b>I Am Adaline (3)</b>	<b>2400m</b>	<b>2200m</b>
		Position in running (margin)	-	4(6.1)
		Sectional time (s)	14.60	15.05
		Cumulative time (s)	197.00	182.40
		Speed (m/s)	13.70	13.29
		Stride length (m)	6.40	6.33
		Stride duration (s)	0.459	0.476
		Stride efficiency (%)	64.10	62.60
		Stride count	31.23	31.60

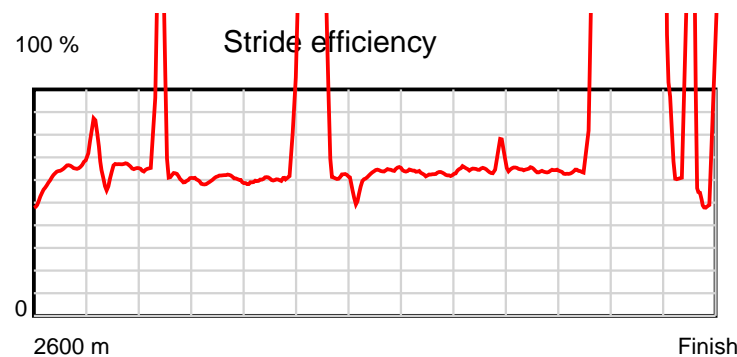
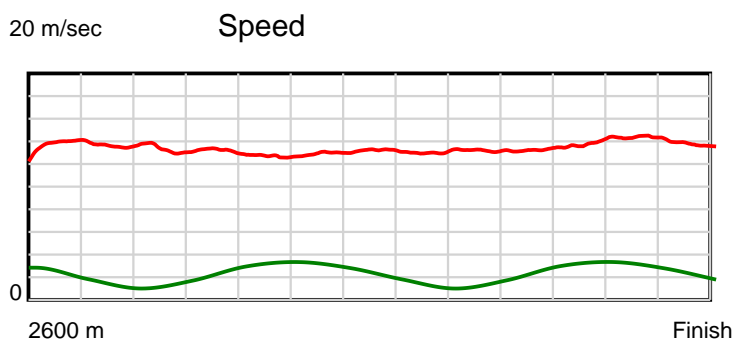
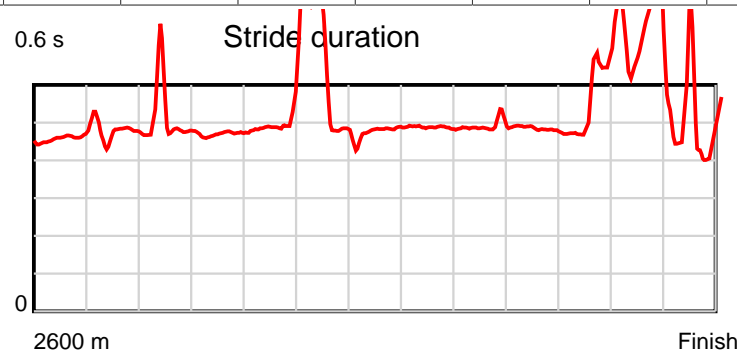
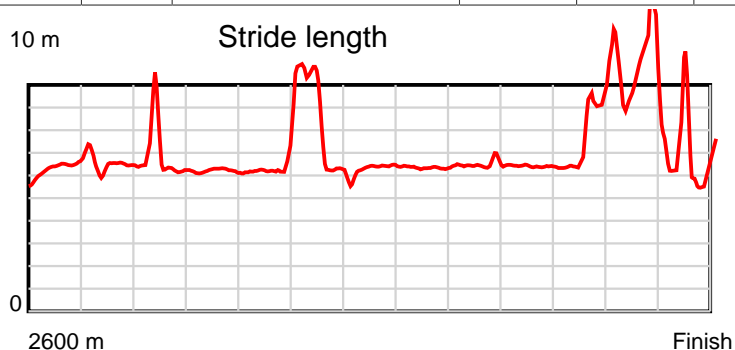
#### Disclaimer.

HRNZ and NZMTC and Thoroughbred Ratings Pty Ltd accepts no responsibility for the completeness or accuracy of any of the information contained herein, and makes no representations about its suitability for any particular purpose. Users should make their own judgements about those matters and/or seek independent advice. You assume all risks associated with use of the data provided on this page.

# Race Results

July 26, 2020, Race 8, BLUE STAR TAXIS MOBILE PACE, Distance 2600m, Addington - Survey 3200m

Result	TAB no.	Horse (Barrier)	2200m to	2000m to	1800m to	1600m to	1400m to	1200m to	1000m to	800m to	600m to	400m to	200m to	Total or	Margin
4th	3	I Am Adaline (3)	2000m	1800m	1600m	1400m	1200m	1000m	800m	600m	400m	200m	WP	Average	
		Position in running (margin)	4(9.3)	4(5.9)	3(2.4)	2(0.5)	2(1.0)	2(1.0)	2(2.1)	2(1.4)	2(1.0)	2(0.3)	3(0.7)		0.00
		Sectional time (s)	15.26	15.17	15.95	15.52	15.23	15.74	15.51	15.16	14.86	14.25	14.70		
		Cumulative time (s)	167.35	152.09	136.92	120.97	105.45	90.22	74.48	58.97	43.81	28.95	14.70	3:17.00	
		Speed (m/s)	13.11	13.18	12.54	12.89	13.13	12.71	12.89	13.19	13.46	14.04	13.61	13.20	
		Stride length (m)	6.62	6.18	6.48	7.07	6.27	6.18	6.32	6.35	7.20	7.55	6.56	6.55	
		Stride duration (s)	0.505	0.469	0.517	0.548	0.478	0.487	0.490	0.481	0.535	0.538	0.482	0.497	
		Stride efficiency (%)	68.54	59.67	65.56	78.04	61.52	59.73	62.50	63.00	81.03	89.10	67.33	67.14	
		Stride count	30.20	32.37	30.88	28.30	31.88	32.35	31.62	31.50	27.77	26.49	30.47	396.66	



Note: Horizontal distance axis grid lines are 200m furlongs.

## Disclaimer.

HRNZ and NZMTC and Thoroughbred Ratings Pty Ltd accepts no responsibility for the completeness or accuracy of any of the information contained herein, and makes no representations about its suitability for any particular purpose. Users should make their own judgements about those matters and/or seek independent advice. You assume all risks associated with use of the data provided on this page.



# Race Results



July 26, 2020, Race 8, BLUE STAR TAXIS MOBILE PACE, Distance 2600m, Addington - Survey 3200m

Result	TAB no.	Horse (Barrier)	2600 to	2400m to
5th	11	<b>The Falcon (10)</b>	<b>2400m</b>	<b>2200m</b>
		Position in running (margin)	-	3(2.3)
		Sectional time (s)	13.98	14.13
		Cumulative time (s)	197.06	183.08
		Speed (m/s)	14.31	14.15
		Stride length (m)	7.47	6.92
		Stride duration (s)	0.503	0.489
		Stride efficiency (%)	87.11	74.75
		Stride count	26.79	28.92

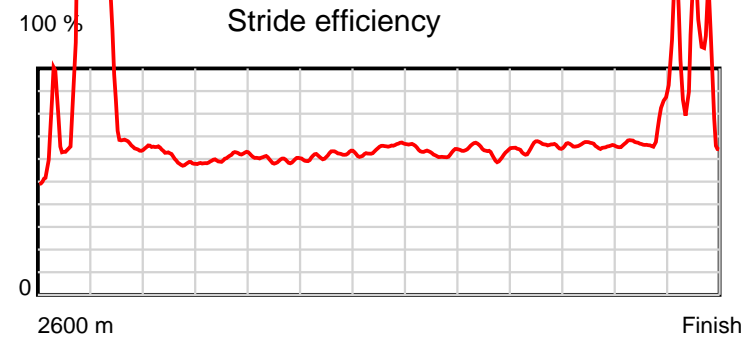
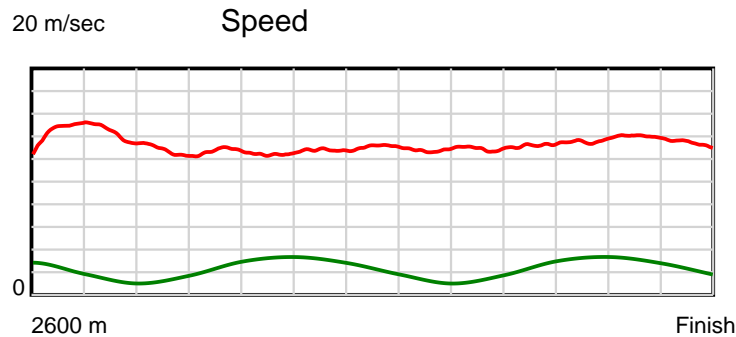
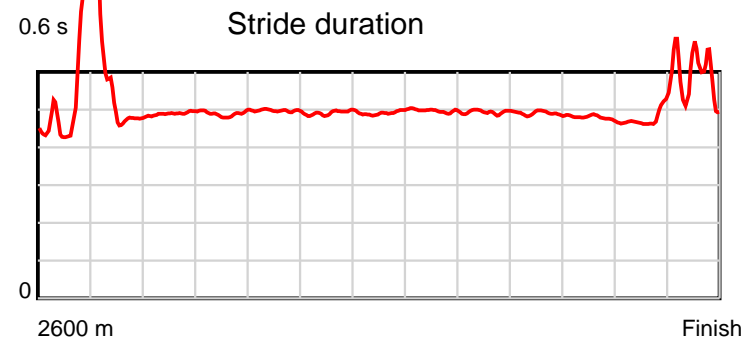
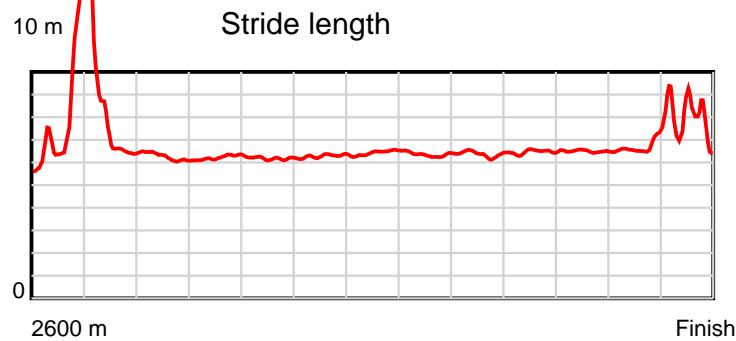
#### Disclaimer.

HRNZ and NZMTC and Thoroughbred Ratings Pty Ltd accepts no responsibility for the completeness or accuracy of any of the information contained herein, and makes no representations about its suitability for any particular purpose. Users should make their own judgements about those matters and/or seek independent advice. You assume all risks associated with use of the data provided on this page.

# Race Results

July 26, 2020, Race 8, BLUE STAR TAXIS MOBILE PACE, Distance 2600m, Addington - Survey 3200m

Result	TAB no.	Horse (Barrier)	2200m to	2000m to	1800m to	1600m to	1400m to	1200m to	1000m to	800m to	600m to	400m to	200m to	Total or	Margin
5th	11	<b>The Falcon (10)</b>	<b>2000m</b>	<b>1800m</b>	<b>1600m</b>	<b>1400m</b>	<b>1200m</b>	<b>1000m</b>	<b>800m</b>	<b>600m</b>	<b>400m</b>	<b>200m</b>	<b>WP</b>	<b>Average</b>	
		Position in running (margin)	1(0.0)	1(0.0)	1(0.0)	1(0.0)	1(0.0)	1(0.0)	1(0.0)	1(0.0)	1(0.0)	1(0.0)	1(0.0)		0.00
		Sectional time (s)	15.84	15.74	16.27	15.44	15.21	15.56	15.64	15.22	14.97	14.19	14.87		
		Cumulative time (s)	168.95	153.11	137.37	121.10	105.66	90.45	74.89	59.25	44.03	29.06	14.87	3:17.06	
		Speed (m/s)	12.63	12.71	12.29	12.95	13.15	12.85	12.79	13.14	13.36	14.09	13.45	13.19	
		Stride length (m)	6.19	6.22	6.11	6.37	6.46	6.38	6.31	6.43	6.39	6.86	7.50	6.56	
		Stride duration (s)	0.490	0.489	0.497	0.492	0.491	0.497	0.494	0.490	0.478	0.487	0.558	0.497	
		Stride efficiency (%)	59.84	60.40	58.29	63.37	65.17	63.69	62.30	64.69	63.73	73.62	87.94	67.18	
		Stride count	32.32	32.17	32.75	31.41	30.97	31.33	31.68	31.08	31.32	29.14	26.66	396.54	



Note: Horizontal distance axis grid lines are 200m furlongs.

**Disclaimer.**

HRNZ and NZMTC and Thoroughbred Ratings Pty Ltd accepts no responsibility for the completeness or accuracy of any of the information contained herein, and makes no representations about its suitability for any particular purpose. Users should make their own judgements about those matters and/or seek independent advice. You assume all risks associated with use of the data provided on this page.



# Race Results



July 26, 2020, Race 8, BLUE STAR TAXIS MOBILE PACE, Distance 2600m, Addington - Survey 3200m

Result	TAB no.	Horse (Barrier)	2600 to	2400m to
6th	10	<b>Madame Frost (9)</b>	<b>2400m</b>	<b>2200m</b>
		Position in running (margin)	-	4(4.4)
		Sectional time (s)	14.32	15.06
		Cumulative time (s)	197.43	183.11
		Speed (m/s)	13.97	13.28
		Stride length (m)	6.25	6.02
		Stride duration (s)	0.433	0.453
		Stride efficiency (%)	61.07	56.57
		Stride count	31.99	33.24

#### Disclaimer.

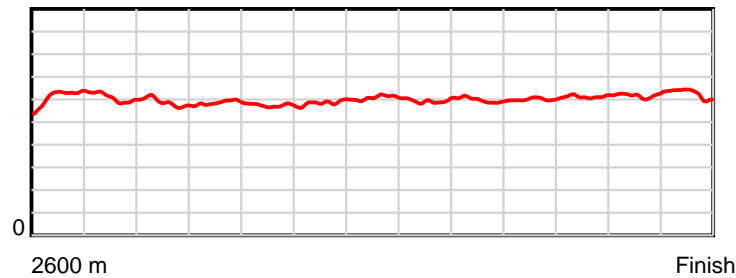
HRNZ and NZMTC and Thoroughbred Ratings Pty Ltd accepts no responsibility for the completeness or accuracy of any of the information contained herein, and makes no representations about its suitability for any particular purpose. Users should make their own judgements about those matters and/or seek independent advice. You assume all risks associated with use of the data provided on this page.

# Race Results

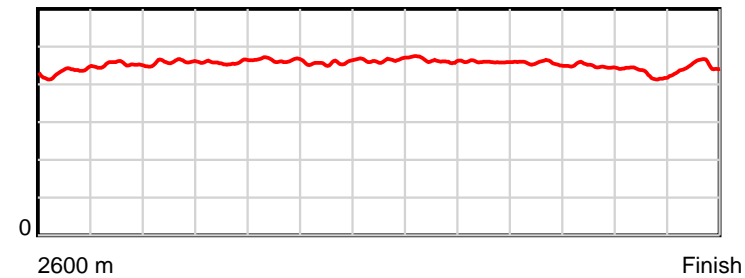
July 26, 2020, Race 8, BLUE STAR TAXIS MOBILE PACE, Distance 2600m, Addington - Survey 3200m

Result	TAB no.	Horse (Barrier)	2200m to	2000m to	1800m to	1600m to	1400m to	1200m to	1000m to	800m to	600m to	400m to	200m to	Total or	Margin
6th	10	<b>Madame Frost (9)</b>	<b>2000m</b>	<b>1800m</b>	<b>1600m</b>	<b>1400m</b>	<b>1200m</b>	<b>1000m</b>	<b>800m</b>	<b>600m</b>	<b>400m</b>	<b>200m</b>	<b>WP</b>	<b>Average</b>	
		Position in running (margin)	4(7.6)	4(5.9)	6(5.3)	7(5.0)	7(5.7)	8(5.9)	7(6.9)	7(6.4)	7(6.6)	7(5.3)	6(3.3)		0.00
		Sectional time (s)	15.54	15.65	16.21	15.57	15.23	15.73	15.57	14.76	13.85	14.69			
		Cumulative time (s)	168.05	152.51	136.86	120.65	105.08	89.85	74.12	58.55	43.30	28.54	14.69	3:17.43	
		Speed (m/s)	12.87	12.78	12.34	12.85	13.13	12.71	12.85	13.11	13.55	14.44	13.61	13.17	
		Stride length (m)	5.91	5.85	5.73	5.86	6.10	5.90	5.90	5.99	6.07	6.20	6.09	5.99	
		Stride duration (s)	0.459	0.458	0.465	0.457	0.465	0.464	0.459	0.457	0.448	0.429	0.448	0.455	
		Stride efficiency (%)	54.61	53.50	51.38	53.73	58.12	54.43	54.41	56.03	57.67	60.05	58.04	56.03	
		Stride count	33.83	34.18	34.88	34.11	32.80	33.89	33.89	33.40	32.92	32.26	32.82	434.21	

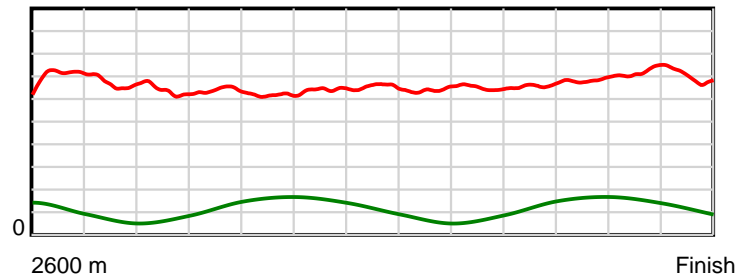
10 m Stride length



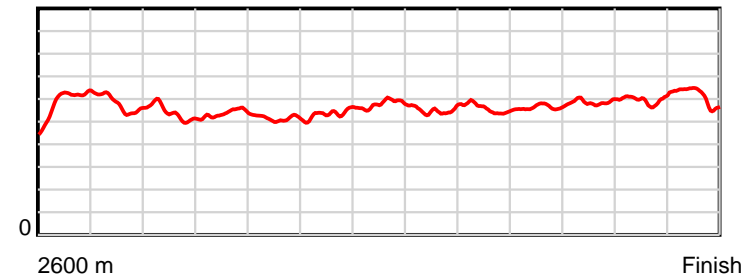
0.6 s Stride duration



20 m/sec Speed



100 % Stride efficiency



Note: Horizontal distance axis grid lines are 200m furlongs.

## Disclaimer.

HRNZ and NZMTC and Thoroughbred Ratings Pty Ltd accepts no responsibility for the completeness or accuracy of any of the information contained herein, and makes no representations about its suitability for any particular purpose. Users should make their own judgements about those matters and/or seek independent advice. You assume all risks associated with use of the data provided on this page.



# Race Results



July 26, 2020, Race 8, BLUE STAR TAXIS MOBILE PACE, Distance 2600m, Addington - Survey 3200m

Result	TAB no.	Horse (Barrier)	2600 to	2400m to
7th	7	Maurice (7)	2400m	2200m
		Position in running (margin)	-	6(11.8)
		Sectional time (s)	15.56	15.06
		Cumulative time (s)	197.58	182.02
		Speed (m/s)	12.85	13.28
		Stride length (m)	5.88	6.00
		Stride duration (s)	0.452	0.452
		Stride efficiency (%)	54.03	56.30
		Stride count	34.01	33.32

#### Disclaimer.

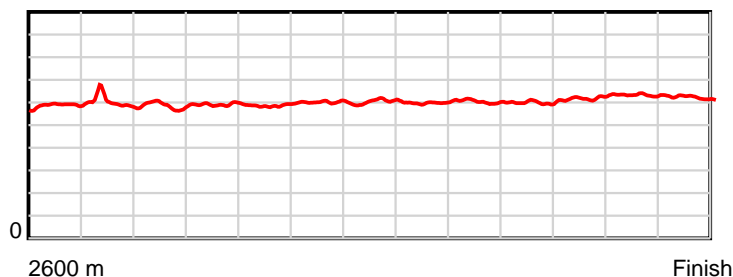
HRNZ and NZMTC and Thoroughbred Ratings Pty Ltd accepts no responsibility for the completeness or accuracy of any of the information contained herein, and makes no representations about its suitability for any particular purpose. Users should make their own judgements about those matters and/or seek independent advice. You assume all risks associated with use of the data provided on this page.

# Race Results

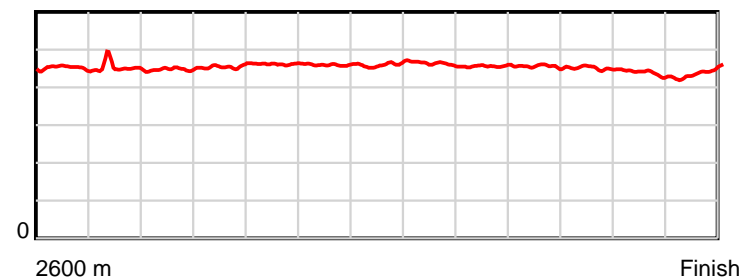
July 26, 2020, Race 8, BLUE STAR TAXIS MOBILE PACE, Distance 2600m, Addington - Survey 3200m

Result	TAB no.	Horse (Barrier)	2200m to	2000m to	1800m to	1600m to	1400m to	1200m to	1000m to	800m to	600m to	400m to	200m to	Total or	Margin
7th	7	Maurice (7)	2000m	1800m	1600m	1400m	1200m	1000m	800m	600m	400m	200m	WP	Average	
		Position in running (margin)	6(15.0)	5(12.2)	6(9.6)	6(8.2)	6(8.4)	6(8.5)	6(9.1)	6(8.5)	6(8.1)	6(7.5)	6(6.2)		0.00
		Sectional time (s)	15.36	15.32	16.03	15.48	15.22	15.66	15.53	15.16	14.87	13.98	14.35		
		Cumulative time (s)	166.96	151.60	136.28	120.25	104.77	89.55	73.89	58.36	43.20	28.33	14.35	3:17.58	
		Speed (m/s)	13.02	13.05	12.48	12.92	13.14	12.77	12.88	13.19	13.45	14.31	13.94	13.16	
		Stride length (m)	5.82	5.93	5.76	5.94	6.05	5.90	5.87	6.01	6.06	6.25	6.14	5.97	
		Stride duration (s)	0.447	0.454	0.462	0.460	0.461	0.462	0.456	0.456	0.450	0.437	0.440	0.453	
		Stride efficiency (%)	52.98	54.98	51.82	55.12	57.28	54.42	53.83	56.44	57.37	60.97	58.84	55.65	
		Stride count	34.35	33.72	34.73	33.67	33.03	33.89	34.08	33.28	33.01	32.02	32.59	435.70	

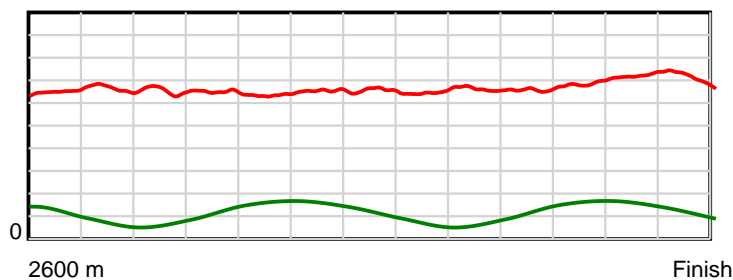
10 m Stride length



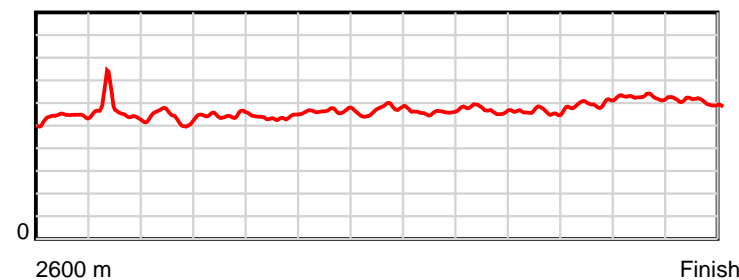
0.6 s Stride duration



20 m/sec Speed



100 % Stride efficiency



Note: Horizontal distance axis grid lines are 200m furlongs.

## Disclaimer.

HRNZ and NZMTC and Thoroughbred Ratings Pty Ltd accepts no responsibility for the completeness or accuracy of any of the information contained herein, and makes no representations about its suitability for any particular purpose. Users should make their own judgements about those matters and/or seek independent advice. You assume all risks associated with use of the data provided on this page.



# Race Results



July 26, 2020, Race 8, BLUE STAR TAXIS MOBILE PACE, Distance 2600m, Addington - Survey 3200m

Result	TAB no.	Horse (Barrier)	2600 to	2400m to
8th	2	Admirable (2)	2400m	2200m
		Position in running (margin)	-	1(0.0)
		Sectional time (s)	13.56	14.97
		Cumulative time (s)	197.64	184.08
		Speed (m/s)	14.75	13.36
		Stride length (m)	6.40	6.14
		Stride duration (s)	0.430	0.459
		Stride efficiency (%)	63.92	58.89
		Stride count	31.27	32.58

#### Disclaimer.

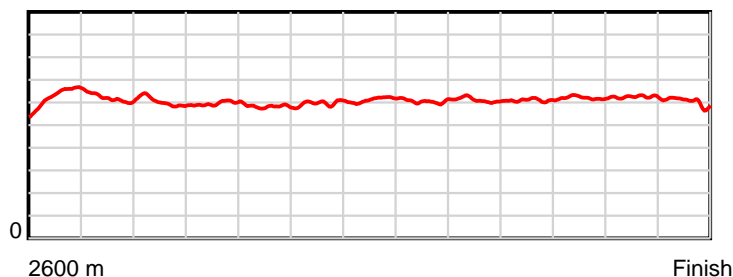
HRNZ and NZMTC and Thoroughbred Ratings Pty Ltd accepts no responsibility for the completeness or accuracy of any of the information contained herein, and makes no representations about its suitability for any particular purpose. Users should make their own judgements about those matters and/or seek independent advice. You assume all risks associated with use of the data provided on this page.

# Race Results

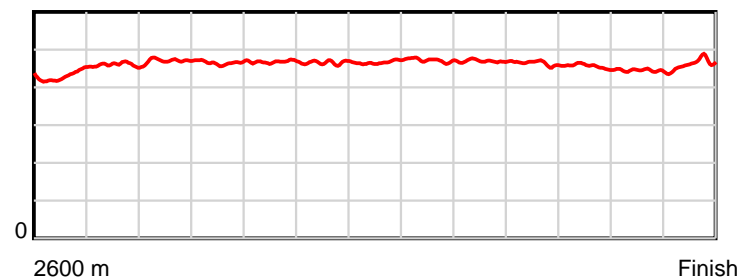
July 26, 2020, Race 8, BLUE STAR TAXIS MOBILE PACE, Distance 2600m, Addington - Survey 3200m

Result	TAB no.	Horse (Barrier)	2200m to	2000m to	1800m to	1600m to	1400m to	1200m to	1000m to	800m to	600m to	400m to	200m to	Total or	Margin
8th	2	Admirable (2)	2000m	1800m	1600m	1400m	1200m	1000m	800m	600m	400m	200m	WP	Average	
		Position in running (margin)	1(0.0)	1(0.0)	1(0.0)	1(0.0)	1(0.0)	1(0.0)	1(0.0)	1(0.0)	2(0.1)	1(0.0)	2(1.0)		0.00
		Sectional time (s)	15.87	15.66	16.17	15.40	15.33	15.73	15.61	15.15	14.84	14.10	15.25		
		Cumulative time (s)	169.11	153.24	137.58	121.41	106.01	90.68	74.95	59.34	44.19	29.35	15.25	3:17.64	
		Speed (m/s)	12.60	12.77	12.37	12.99	13.05	12.71	12.81	13.20	13.48	14.18	13.11	13.16	
		Stride length (m)	5.94	5.95	5.78	6.05	6.09	6.00	6.01	6.11	6.14	6.30	6.08	6.07	
		Stride duration (s)	0.471	0.466	0.467	0.466	0.466	0.472	0.470	0.463	0.456	0.444	0.464	0.462	
		Stride efficiency (%)	55.04	55.29	52.24	57.13	57.91	56.18	56.53	58.41	58.92	61.98	57.83	57.61	
		Stride count	33.70	33.62	34.59	33.08	32.85	33.35	33.25	32.71	32.57	31.76	32.88	428.21	

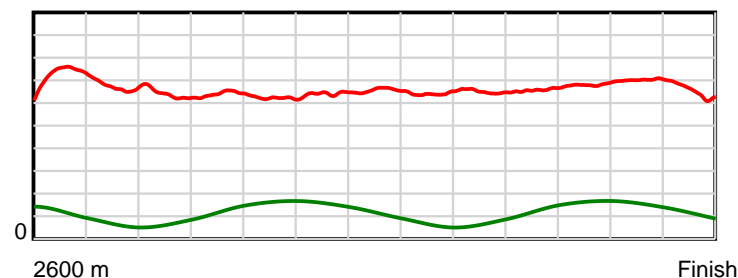
10 m Stride length



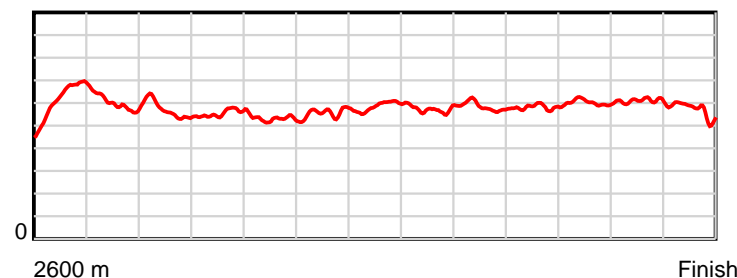
0.6 s Stride duration



20 m/sec Speed



100 % Stride efficiency



Note: Horizontal distance axis grid lines are 200m furlongs.

## Disclaimer.

HRNZ and NZMTC and Thoroughbred Ratings Pty Ltd accepts no responsibility for the completeness or accuracy of any of the information contained herein, and makes no representations about its suitability for any particular purpose. Users should make their own judgements about those matters and/or seek independent advice. You assume all risks associated with use of the data provided on this page.



# Race Results



July 26, 2020, Race 8, BLUE STAR TAXIS MOBILE PACE, Distance 2600m, Addington - Survey 3200m

Result	TAB no.	Horse (Barrier)	2600 to	2400m to
9th	1	Majorca (1)	2400m	2200m
		Position in running (margin)	-	2(2.3)
		Sectional time (s)	13.94	15.09
		Cumulative time (s)	198.58	184.64
		Speed (m/s)	14.34	13.25
		Stride length (m)	5.96	5.83
		Stride duration (s)	0.412	0.439
		Stride efficiency (%)	55.46	53.03
		Stride count	33.57	34.33

#### Disclaimer.

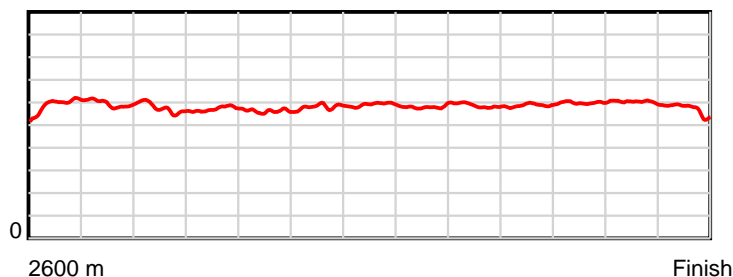
HRNZ and NZMTC and Thoroughbred Ratings Pty Ltd accepts no responsibility for the completeness or accuracy of any of the information contained herein, and makes no representations about its suitability for any particular purpose. Users should make their own judgements about those matters and/or seek independent advice. You assume all risks associated with use of the data provided on this page.

# Race Results

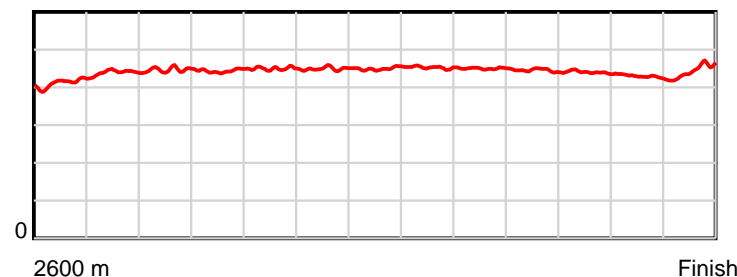
July 26, 2020, Race 8, BLUE STAR TAXIS MOBILE PACE, Distance 2600m, Addington - Survey 3200m

Result	TAB no.	Horse (Barrier)	2200m to	2000m to	1800m to	1600m to	1400m to	1200m to	1000m to	800m to	600m to	400m to	200m to	Total or	Margin
9th	1	Majorca (1)	2000m	1800m	1600m	1400m	1200m	1000m	800m	600m	400m	200m	WP	Average	
		Position in running (margin)	2(3.0)	2(1.4)	2(1.6)	3(1.2)	3(2.1)	3(1.5)	3(2.1)	3(1.6)	3(2.1)	3(1.2)	4(3.9)		0.00
		Sectional time (s)	15.61	15.69	16.09	15.56	15.22	15.85	15.52	15.22	14.69	14.38	15.72		
		Cumulative time (s)	169.55	153.94	138.25	122.16	106.60	91.38	75.53	60.01	44.79	30.10	15.72	3:18.58	
		Speed (m/s)	12.81	12.75	12.43	12.85	13.14	12.62	12.89	13.14	13.61	13.91	12.72	13.09	
		Stride length (m)	5.73	5.66	5.59	5.77	5.91	5.71	5.79	5.84	5.99	5.96	5.67	5.80	
		Stride duration (s)	0.447	0.444	0.450	0.449	0.450	0.453	0.450	0.445	0.440	0.428	0.446	0.443	
		Stride efficiency (%)	51.33	49.98	48.78	52.10	54.57	51.00	52.45	53.31	56.13	55.49	50.30	52.54	
		Stride count	34.90	35.37	35.80	34.64	33.84	35.01	34.52	34.24	33.37	33.56	35.25	448.40	

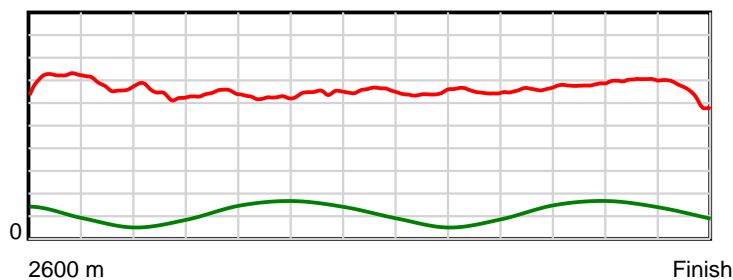
10 m Stride length



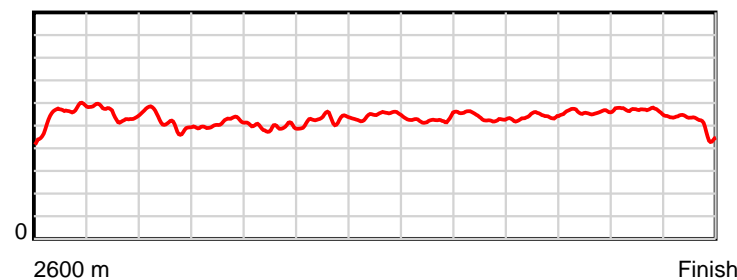
0.6 s Stride duration



20 m/sec Speed



100 % Stride efficiency



Note: Horizontal distance axis grid lines are 200m furlongs.

## Disclaimer.

HRNZ and NZMTC and Thoroughbred Ratings Pty Ltd accepts no responsibility for the completeness or accuracy of any of the information contained herein, and makes no representations about its suitability for any particular purpose. Users should make their own judgements about those matters and/or seek independent advice. You assume all risks associated with use of the data provided on this page.



# Race Results



July 26, 2020, Race 8, BLUE STAR TAXIS MOBILE PACE, Distance 2600m, Addington - Survey 3200m

Result	TAB no.	Horse (Barrier)	2600 to	2400m to
10th	4	Sheelasinleagu... (4)	2400m	2200m
		Position in running (margin)	-	5(7.5)
		Sectional time (s)	14.82	14.76
		Cumulative time (s)	202.91	188.09
		Speed (m/s)	13.49	13.55
		Stride length (m)	6.08	6.21
		Stride duration (s)	0.440	0.458
		Stride efficiency (%)	57.82	60.18
		Stride count	32.88	32.23

#### Disclaimer.

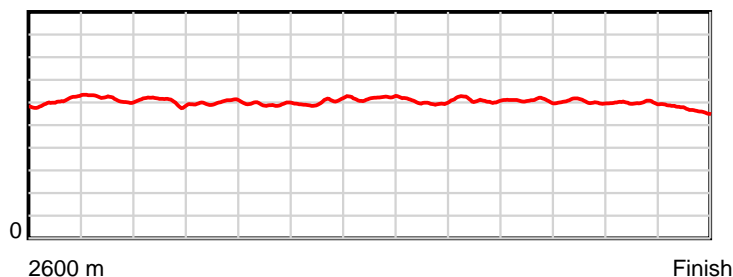
HRNZ and NZMTC and Thoroughbred Ratings Pty Ltd accepts no responsibility for the completeness or accuracy of any of the information contained herein, and makes no representations about its suitability for any particular purpose. Users should make their own judgements about those matters and/or seek independent advice. You assume all risks associated with use of the data provided on this page.

# Race Results

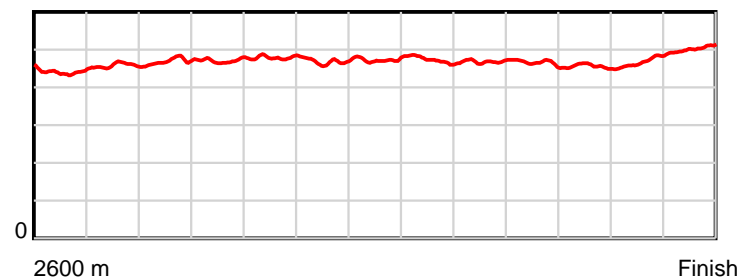
July 26, 2020, Race 8, BLUE STAR TAXIS MOBILE PACE, Distance 2600m, Addington - Survey 3200m

Result	TAB no.	Horse (Barrier)	2200m to	2000m to	1800m to	1600m to	1400m to	1200m to	1000m to	800m to	600m to	400m to	200m to	Total or	Margin
10th	4	Sheelasinleagu... (4)	2000m	1800m	1600m	1400m	1200m	1000m	800m	600m	400m	200m	WP	Average	
		Position in running (margin)	4(9.0)	6(9.0)	8(8.5)	9(8.9)	8(7.4)	8(7.5)	8(8.1)	9(9.2)	9(9.7)	9(10.7)	9(18.0)		0.00
		Sectional time (s)	15.84	15.66	16.35	15.18	15.23	15.67	15.82	15.30	15.15	15.40	17.73		
		Cumulative time (s)	173.33	157.49	141.83	125.48	110.30	95.07	79.40	63.58	48.28	33.13	17.73	3:22.91	
		Speed (m/s)	12.63	12.77	12.23	13.18	13.13	12.76	12.64	13.07	13.20	12.99	11.28	12.81	
		Stride length (m)	5.92	6.02	5.86	6.17	6.22	6.03	5.92	6.08	6.01	6.09	5.68	6.02	
		Stride duration (s)	0.469	0.471	0.479	0.468	0.473	0.473	0.468	0.465	0.455	0.469	0.503	0.470	
		Stride efficiency (%)	54.80	56.60	53.64	59.47	60.37	56.89	54.79	57.71	56.48	58.01	50.33	56.60	
		Stride count	33.77	33.23	34.14	32.42	32.18	33.15	33.78	32.91	33.27	32.82	35.24	432.02	

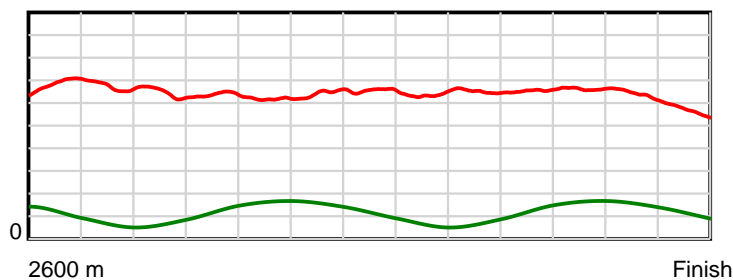
10 m Stride length



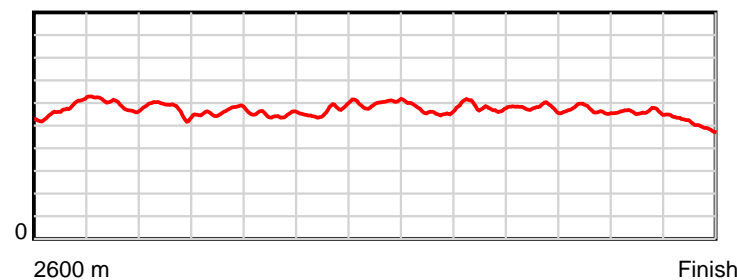
0.6 s Stride duration



20 m/sec Speed



100 % Stride efficiency



Note: Horizontal distance axis grid lines are 200m furlongs.

## Disclaimer.

HRNZ and NZMTC and Thoroughbred Ratings Pty Ltd accepts no responsibility for the completeness or accuracy of any of the information contained herein, and makes no representations about its suitability for any particular purpose. Users should make their own judgements about those matters and/or seek independent advice. You assume all risks associated with use of the data provided on this page.