



Race Results

NZ Metropolitan Trotting Club Inc, HRNZ, July 31, 2020

Compilation date: July 31, 2020, 7:40:59 PM (NZST)

Copyright © 2020 HRNZ and NZMTC. All rights reserved.

Trademarks.

StrideMASTER is a registered trademark of Thoroughbred Ratings Pty Ltd.

Disclaimer.

HRNZ and NZMTC and Thoroughbred Ratings Pty Ltd accepts no responsibility for the completeness or accuracy of any of the information contained herein, and makes no representations about its suitability for any particular purpose. Users should make their own judgements about those matters and/or seek independent advice. You assume all risks associated with use of the data provided on this page.



Race Results



July 31, 2020, Race 5, DARREN DEFILIPPI MEMORIAL TROT, Distance 2600m, Addington - Survey 3200m

Result	TAB no.	Horse (Barrier)	2600 to	2400m to
1st	5	Sods Law (6)	2400m	2200m
		Position in running (margin)	-	2(2.4)
		Sectional time (s)	17.36	15.92
		Cumulative time (s)	203.55	186.19
		Speed (m/s)	11.52	12.56
		Stride length (m)	5.45	6.03
		Stride duration (s)	0.473	0.480
		Stride efficiency (%)	46.39	56.82
		Stride count	36.71	33.17

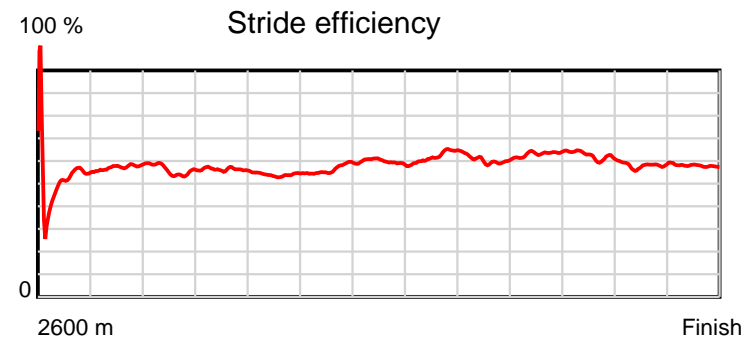
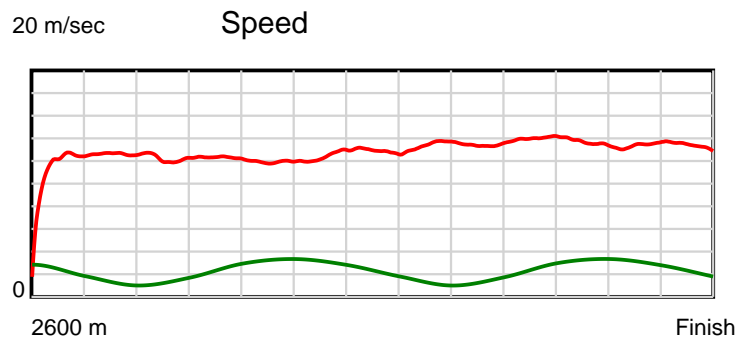
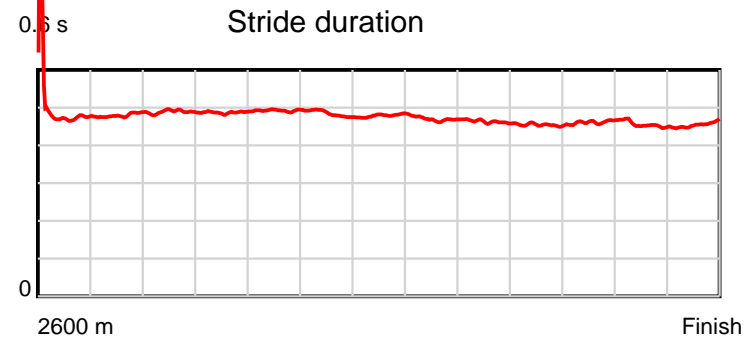
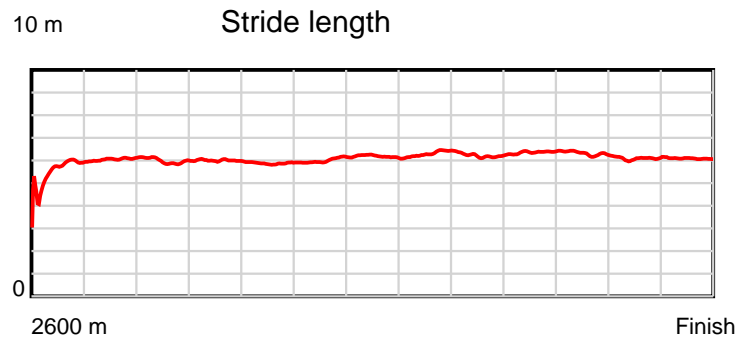
Disclaimer.

HRNZ and NZMTC and Thoroughbred Ratings Pty Ltd accepts no responsibility for the completeness or accuracy of any of the information contained herein, and makes no representations about its suitability for any particular purpose. Users should make their own judgements about those matters and/or seek independent advice. You assume all risks associated with use of the data provided on this page.

Race Results

July 31, 2020, Race 5, DARREN DEFILIPPI MEMORIAL TROT, Distance 2600m, Addington - Survey 3200m

Result	TAB no.	Horse (Barrier)	2200m to	2000m to	1800m to	1600m to	1400m to	1200m to	1000m to	800m to	600m to	400m to	200m to	Total or	Margin
1st	5	Sods Law (6)	2000m	1800m	1600m	1400m	1200m	1000m	800m	600m	400m	200m	WP	Average	
		Position in running (margin)	2(2.2)	2(2.3)	2(2.4)	2(2.3)	3(2.4)	3(2.4)	3(2.7)	3(3.9)	2(0.1)	1(0.0)	1(0.0)		0.00
		Sectional time (s)	16.30	16.27	16.80	16.15	15.55	15.04	15.00	14.34	14.79	14.99	15.04		
		Cumulative time (s)	170.27	153.97	137.70	120.90	104.75	89.20	74.16	59.16	44.82	30.03	15.04	3:23.55	
		Speed (m/s)	12.27	12.29	11.90	12.38	12.86	13.30	13.33	13.95	13.52	13.34	13.30	12.77	
		Stride length (m)	6.00	5.99	5.86	6.00	6.16	6.25	6.17	6.33	6.24	6.06	6.07	6.04	
		Stride duration (s)	0.489	0.487	0.492	0.484	0.479	0.470	0.463	0.454	0.461	0.454	0.457	0.473	
		Stride efficiency (%)	56.30	56.00	53.71	56.22	59.39	60.96	59.54	62.64	60.86	57.41	57.66	57.00	
		Stride count	33.32	33.41	34.11	33.34	32.44	32.02	32.40	31.59	32.05	33.00	32.92	430.48	



Note: Horizontal distance axis grid lines are 200m furlongs.

Disclaimer.

HRNZ and NZMTC and Thoroughbred Ratings Pty Ltd accepts no responsibility for the completeness or accuracy of any of the information contained herein, and makes no representations about its suitability for any particular purpose. Users should make their own judgements about those matters and/or seek independent advice. You assume all risks associated with use of the data provided on this page.



Race Results



July 31, 2020, Race 5, DARREN DEFILIPPI MEMORIAL TROT, Distance 2600m, Addington - Survey 3200m

Result	TAB no.	Horse (Barrier)	2600 to	2400m to
2nd	7	Bright Glow (8)	2400m	2200m
		Position in running (margin)	-	3(4.1)
		Sectional time (s)	17.70	15.97
		Cumulative time (s)	204.14	186.44
		Speed (m/s)	11.30	12.52
		Stride length (m)	5.43	5.84
		Stride duration (s)	0.472	0.466
		Stride efficiency (%)	46.02	53.24
		Stride count	36.85	34.27

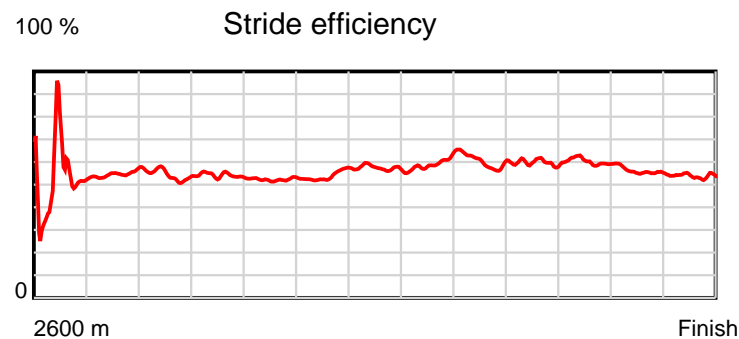
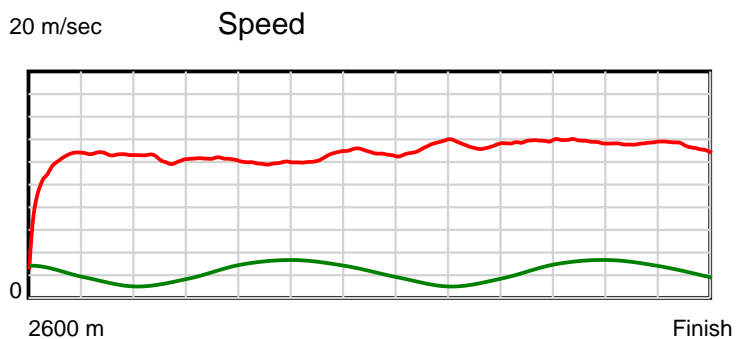
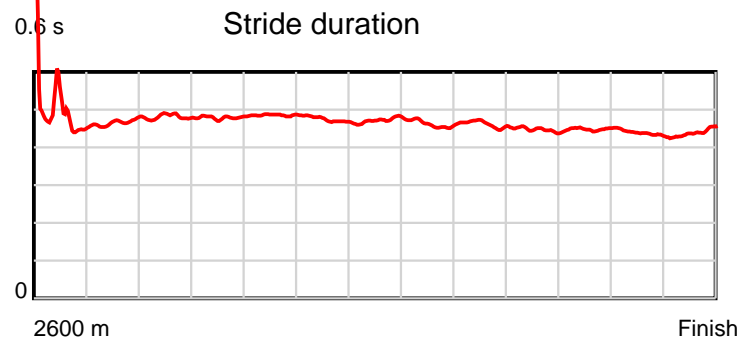
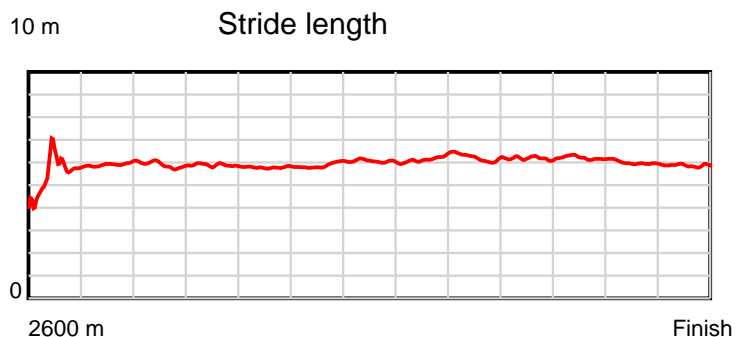
Disclaimer.

HRNZ and NZMTC and Thoroughbred Ratings Pty Ltd accepts no responsibility for the completeness or accuracy of any of the information contained herein, and makes no representations about its suitability for any particular purpose. Users should make their own judgements about those matters and/or seek independent advice. You assume all risks associated with use of the data provided on this page.

Race Results

July 31, 2020, Race 5, DARREN DEFILIPPI MEMORIAL TROT, Distance 2600m, Addington - Survey 3200m

Result	TAB no.	Horse (Barrier)	2200m to	2000m to	1800m to	1600m to	1400m to	1200m to	1000m to	800m to	600m to	400m to	200m to	Total or	Margin
2nd	7	Bright Glow (8)	2000m	1800m	1600m	1400m	1200m	1000m	800m	600m	400m	200m	WP	Average	
		Position in running (margin)	3(4.2)	3(4.6)	3(4.6)	4(4.0)	5(4.1)	5(4.0)	5(4.4)	4(5.5)	4(2.4)	3(2.8)	4(3.2)		3.30
		Sectional time (s)	16.34	16.26	16.72	16.13	15.54	15.06	14.99	14.46	14.86	15.06	15.05		
		Cumulative time (s)	170.47	154.13	137.87	121.15	105.02	89.48	74.42	59.43	44.97	30.11	15.05	3:24.14	
		Speed (m/s)	12.24	12.30	11.96	12.40	12.87	13.28	13.34	13.83	13.46	13.28	13.29	12.74	
		Stride length (m)	5.88	5.89	5.81	5.88	6.07	6.14	6.16	6.18	6.03	5.80	5.86	5.91	
		Stride duration (s)	0.480	0.479	0.485	0.475	0.472	0.462	0.462	0.447	0.448	0.437	0.441	0.464	
		Stride efficiency (%)	54.01	54.20	52.69	54.12	57.57	58.84	59.24	59.66	56.83	52.63	53.68	54.65	
		Stride count	34.02	33.96	34.44	33.99	32.95	32.59	32.48	32.37	33.16	34.46	34.12	439.66	



Note: Horizontal distance axis grid lines are 200m furlongs.

Disclaimer.

HRNZ and NZMTC and Thoroughbred Ratings Pty Ltd accepts no responsibility for the completeness or accuracy of any of the information contained herein, and makes no representations about its suitability for any particular purpose. Users should make their own judgements about those matters and/or seek independent advice. You assume all risks associated with use of the data provided on this page.



Race Results



July 31, 2020, Race 5, DARREN DEFILIPPI MEMORIAL TROT, Distance 2600m, Addington - Survey 3200m

Result	TAB no.	Horse (Barrier)	2600 to	2400m to
3rd	8	Justan's Siste... (9)	2400m	2200m
		Position in running (margin)	-	6(7.9)
		Sectional time (s)	18.35	16.16
		Cumulative time (s)	204.24	185.89
		Speed (m/s)	10.90	12.38
		Stride length (m)	5.82	8.77
		Stride duration (s)	0.525	0.708
		Stride efficiency (%)	52.96	120.12
		Stride count	34.35	22.81

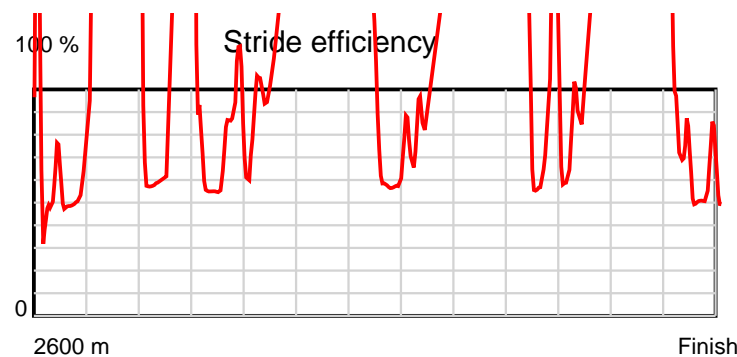
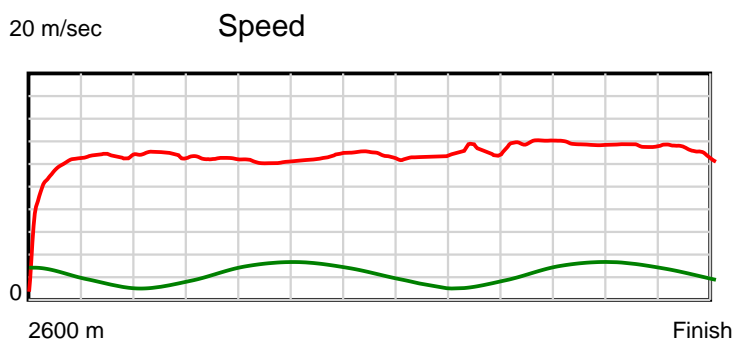
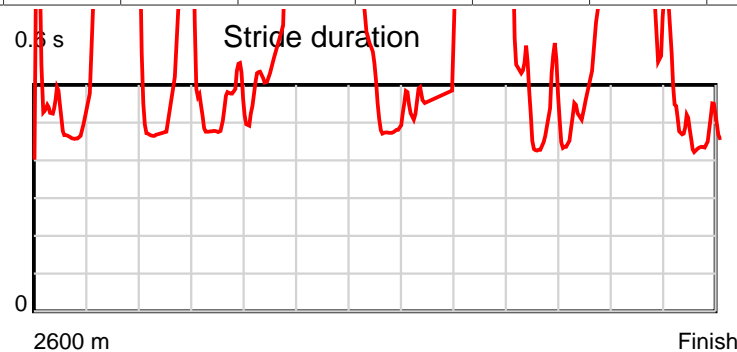
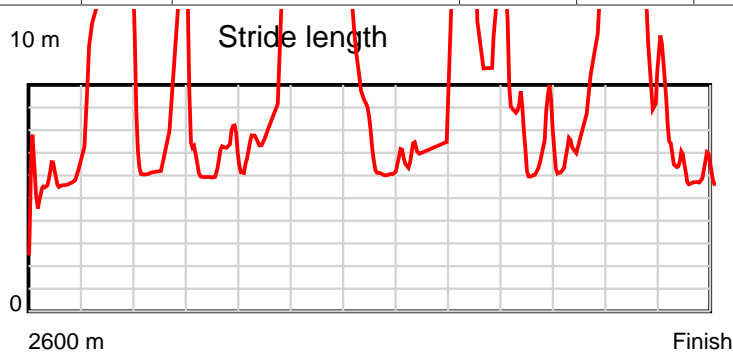
Disclaimer.

HRNZ and NZMTC and Thoroughbred Ratings Pty Ltd accepts no responsibility for the completeness or accuracy of any of the information contained herein, and makes no representations about its suitability for any particular purpose. Users should make their own judgements about those matters and/or seek independent advice. You assume all risks associated with use of the data provided on this page.

Race Results

July 31, 2020, Race 5, DARREN DEFILIPPI MEMORIAL TROT, Distance 2600m, Addington - Survey 3200m

Result	TAB no.	Horse (Barrier)	2200m to	2000m to	1800m to	1600m to	1400m to	1200m to	1000m to	800m to	600m to	400m to	200m to	Total or	Margin
3rd	8	Justan's Siste... (9)	2000m	1800m	1600m	1400m	1200m	1000m	800m	600m	400m	200m	WP	Average	
		Position in running (margin)	6(9.1)	6(7.9)	6(6.4)	5(5.3)	4(3.9)	6(4.4)	6(6.4)	7(8.8)	6(4.7)	5(4.1)	3(2.8)		3.80
		Sectional time (s)	16.07	16.00	16.65	15.88	15.64	15.32	15.19	14.30	14.69	14.79	15.20		
		Cumulative time (s)	169.73	153.66	137.66	121.01	105.13	89.49	74.17	58.98	44.68	29.99	15.20	3:24.24	
		Speed (m/s)	12.45	12.50	12.01	12.59	12.79	13.05	13.17	13.99	13.61	13.52	13.16	12.73	
		Stride length (m)	8.40	6.37	8.89	15.56	6.77	8.46	10.19	6.51	9.09	11.26	5.98	8.01	
		Stride duration (s)	0.675	0.510	0.740	1.236	0.530	0.648	0.774	0.465	0.667	0.833	0.455	0.629	
		Stride efficiency (%)	110.21	63.43	123.62	378.46	71.64	111.90	162.27	66.14	129.02	198.24	55.94	100.35	
		Stride count	23.82	31.39	22.49	12.85	29.54	23.63	19.63	30.74	22.01	17.76	33.43	324.45	



Note: Horizontal distance axis grid lines are 200m furlongs.

Disclaimer.

HRNZ and NZMTC and Thoroughbred Ratings Pty Ltd accepts no responsibility for the completeness or accuracy of any of the information contained herein, and makes no representations about its suitability for any particular purpose. Users should make their own judgements about those matters and/or seek independent advice. You assume all risks associated with use of the data provided on this page.



Race Results



July 31, 2020, Race 5, DARREN DEFILIPPI MEMORIAL TROT, Distance 2600m, Addington - Survey 3200m

Result	TAB no.	Horse (Barrier)	2600 to	2400m to
4th	6	The Bloss (7)	2400m	2200m
		Position in running (margin)	-	1(0.0)
		Sectional time (s)	16.99	15.95
		Cumulative time (s)	204.31	187.32
		Speed (m/s)	11.77	12.54
		Stride length (m)	5.49	5.73
		Stride duration (s)	0.466	0.457
		Stride efficiency (%)	47.13	51.25
		Stride count	36.42	34.92

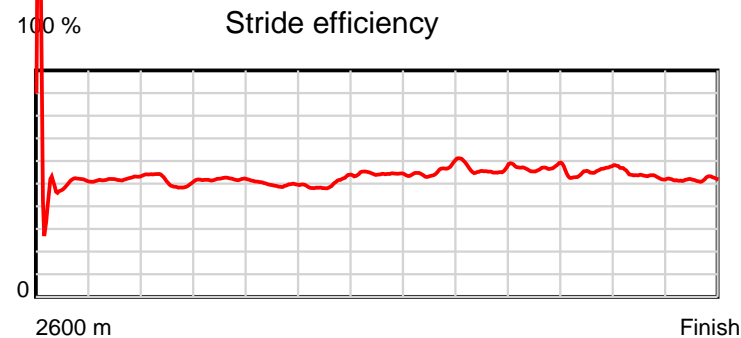
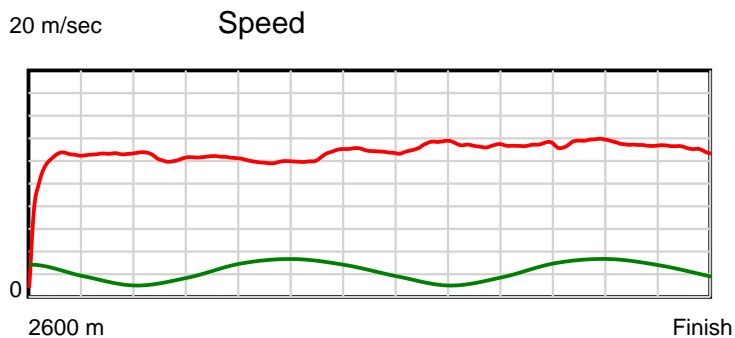
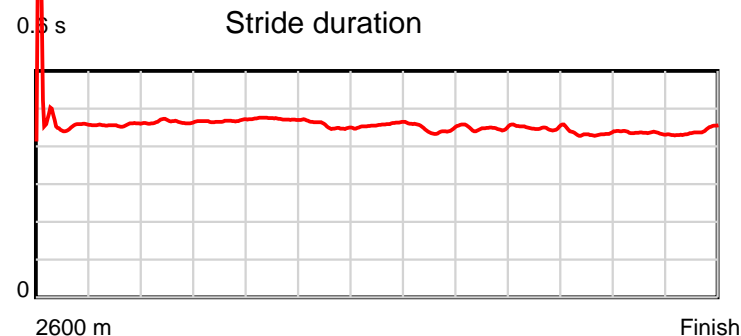
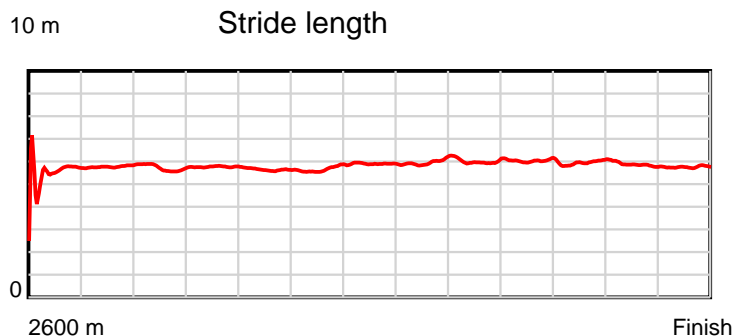
Disclaimer.

HRNZ and NZMTC and Thoroughbred Ratings Pty Ltd accepts no responsibility for the completeness or accuracy of any of the information contained herein, and makes no representations about its suitability for any particular purpose. Users should make their own judgements about those matters and/or seek independent advice. You assume all risks associated with use of the data provided on this page.

Race Results

July 31, 2020, Race 5, DARREN DEFILIPPI MEMORIAL TROT, Distance 2600m, Addington - Survey 3200m

Result	TAB no.	Horse (Barrier)	2200m to	2000m to	1800m to	1600m to	1400m to	1200m to	1000m to	800m to	600m to	400m to	200m to	Total or	Margin
4th	6	The Bloss (7)	2000m	1800m	1600m	1400m	1200m	1000m	800m	600m	400m	200m	WP	Average	
		Position in running (margin)	1(0.0)	1(0.0)	1(0.0)	1(0.0)	1(0.0)	1(0.0)	2(0.4)	2(1.6)	3(1.7)	2(1.4)	2(2.3)		4.20
		Sectional time (s)	16.28	16.25	16.82	16.12	15.55	15.06	15.00	14.98	14.75	15.15	15.41		
		Cumulative time (s)	171.37	155.09	138.84	122.02	105.90	90.35	75.29	60.29	45.31	30.56	15.41	3:24.31	
		Speed (m/s)	12.29	12.31	11.89	12.41	12.86	13.28	13.33	13.35	13.56	13.20	12.98	12.73	
		Stride length (m)	5.71	5.75	5.62	5.65	5.89	5.92	5.98	6.00	5.88	5.75	5.72	5.77	
		Stride duration (s)	0.465	0.467	0.473	0.456	0.458	0.446	0.449	0.450	0.434	0.435	0.441	0.454	
		Stride efficiency (%)	50.99	51.64	49.38	49.92	54.17	54.86	55.91	56.31	54.05	51.65	51.15	52.08	
		Stride count	35.01	34.79	35.58	35.39	33.97	33.76	33.44	33.32	34.01	34.79	34.96	450.36	



Note: Horizontal distance axis grid lines are 200m furlongs.

Disclaimer.

HRNZ and NZMTC and Thoroughbred Ratings Pty Ltd accepts no responsibility for the completeness or accuracy of any of the information contained herein, and makes no representations about its suitability for any particular purpose. Users should make their own judgements about those matters and/or seek independent advice. You assume all risks associated with use of the data provided on this page.



Race Results



July 31, 2020, Race 5, DARREN DEFILIPPI MEMORIAL TROT, Distance 2600m, Addington - Survey 3200m

Result	TAB no.	Horse (Barrier)	2600 to	2400m to
5th	9	Kowhai Sundown (0)	2400m	2200m
		Position in running (margin)	-	7(12.1)
		Sectional time (s)	18.95	15.97
		Cumulative time (s)	205.07	186.12
		Speed (m/s)	10.55	12.52
		Stride length (m)	5.20	5.79
		Stride duration (s)	0.467	0.463
		Stride efficiency (%)	42.25	52.45
		Stride count	38.46	34.52

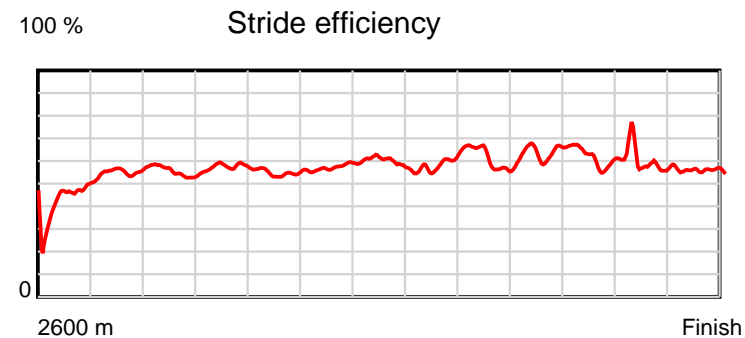
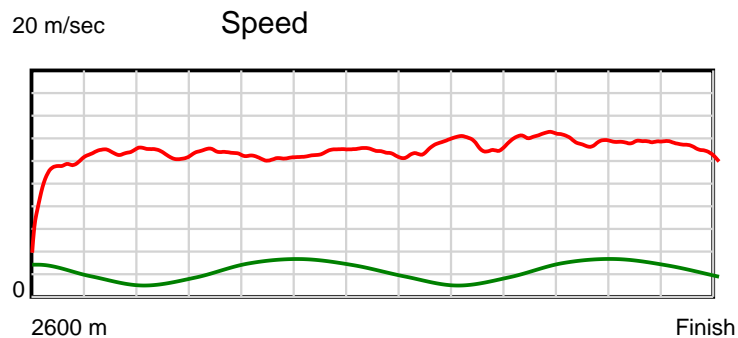
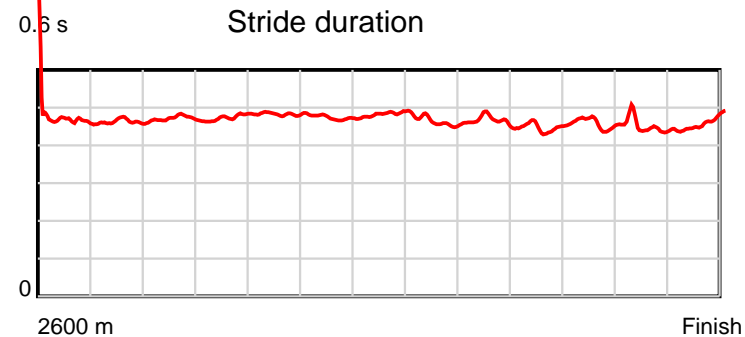
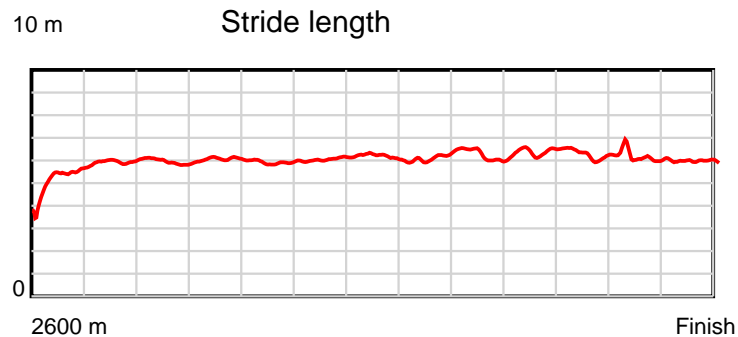
Disclaimer.

HRNZ and NZMTC and Thoroughbred Ratings Pty Ltd accepts no responsibility for the completeness or accuracy of any of the information contained herein, and makes no representations about its suitability for any particular purpose. Users should make their own judgements about those matters and/or seek independent advice. You assume all risks associated with use of the data provided on this page.

Race Results

July 31, 2020, Race 5, DARREN DEFILIPPI MEMORIAL TROT, Distance 2600m, Addington - Survey 3200m

Result	TAB no.	Horse (Barrier)	2200m to	2000m to	1800m to	1600m to	1400m to	1200m to	1000m to	800m to	600m to	400m to	200m to	Total or	Margin
5th	9	Kowhai Sundown (0)	2000m	1800m	1600m	1400m	1200m	1000m	800m	600m	400m	200m	WP	Average	
		Position in running (margin)	7(12.2)	7(11.2)	7(8.4)	7(6.9)	6(5.2)	7(5.9)	8(8.3)	8(10.5)	8(4.9)	7(5.9)	5(5.4)		8.40
		Sectional time (s)	16.10	15.80	16.56	15.84	15.67	15.38	15.17	14.06	14.97	14.91	15.69		
		Cumulative time (s)	170.15	154.05	138.25	121.69	105.85	90.18	74.80	59.63	45.57	30.60	15.69	3:25.07	
		Speed (m/s)	12.42	12.66	12.08	12.63	12.76	13.00	13.18	14.22	13.36	13.41	12.75	12.68	
		Stride length (m)	5.86	5.99	5.83	5.98	6.17	6.02	6.13	6.38	6.12	6.01	5.87	5.94	
		Stride duration (s)	0.472	0.473	0.483	0.474	0.483	0.463	0.465	0.448	0.458	0.448	0.461	0.468	
		Stride efficiency (%)	53.63	56.05	53.15	55.89	59.48	56.57	58.77	63.51	58.51	56.40	53.85	55.08	
		Stride count	34.14	33.39	34.29	33.44	32.42	33.24	32.61	31.37	32.69	33.29	34.07	437.93	



Note: Horizontal distance axis grid lines are 200m furlongs.

Disclaimer.

HRNZ and NZMTC and Thoroughbred Ratings Pty Ltd accepts no responsibility for the completeness or accuracy of any of the information contained herein, and makes no representations about its suitability for any particular purpose. Users should make their own judgements about those matters and/or seek independent advice. You assume all risks associated with use of the data provided on this page.



Race Results



July 31, 2020, Race 5, DARREN DEFILIPPI MEMORIAL TROT, Distance 2600m, Addington - Survey 3200m

Result	TAB no.	Horse (Barrier)	2600 to	2400m to
6th	2	Tehoro Dazzle (3)	2400m	2200m
		Position in running (margin)	-	5(7.4)
		Sectional time (s)	18.26	16.24
		Cumulative time (s)	205.61	187.35
		Speed (m/s)	10.95	12.32
		Stride length (m)	5.42	5.90
		Stride duration (s)	0.475	0.479
		Stride efficiency (%)	45.94	54.41
		Stride count	36.89	33.89

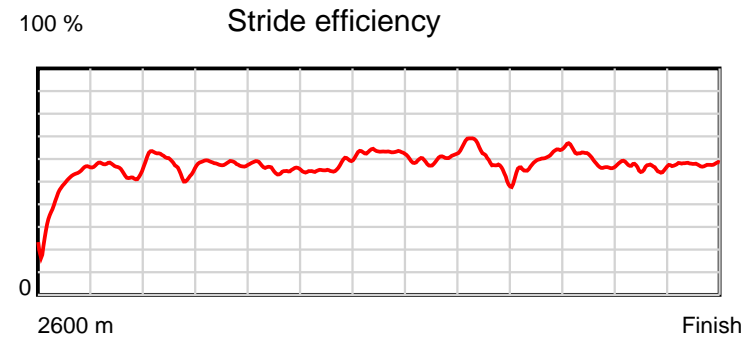
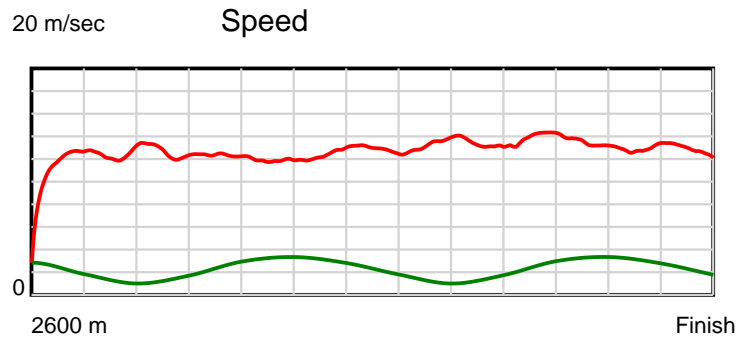
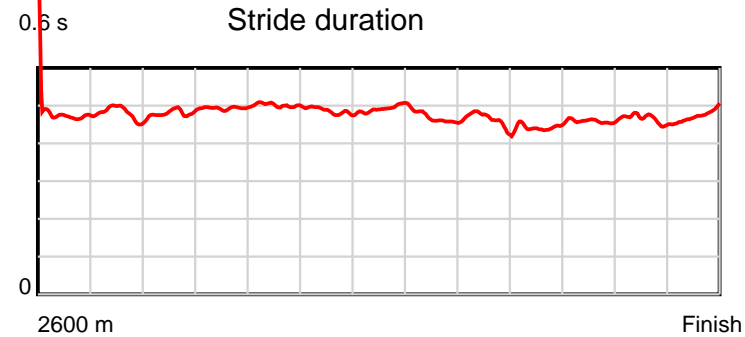
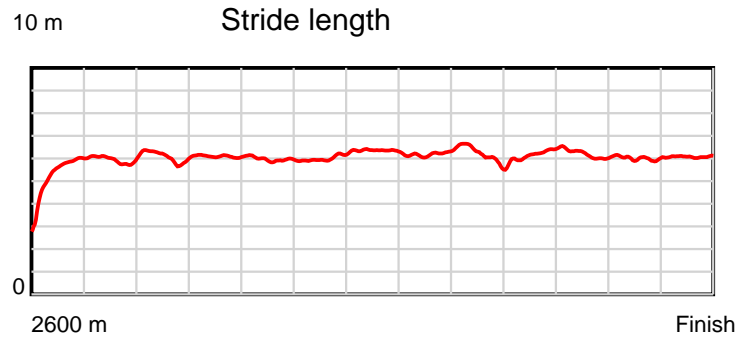
Disclaimer.

HRNZ and NZMTC and Thoroughbred Ratings Pty Ltd accepts no responsibility for the completeness or accuracy of any of the information contained herein, and makes no representations about its suitability for any particular purpose. Users should make their own judgements about those matters and/or seek independent advice. You assume all risks associated with use of the data provided on this page.

Race Results

July 31, 2020, Race 5, DARREN DEFILIPPI MEMORIAL TROT, Distance 2600m, Addington - Survey 3200m

Result	TAB no.	Horse (Barrier)	2200m to	2000m to	1800m to	1600m to	1400m to	1200m to	1000m to	800m to	600m to	400m to	200m to	Total or	Margin
6th	2	Tehoro Dazzle (3)	2000m	1800m	1600m	1400m	1200m	1000m	800m	600m	400m	200m	WP	Average	
		Position in running (margin)	5(9.1)	5(6.5)	5(6.1)	6(6.2)	7(6.5)	8(6.0)	7(7.2)	6(8.1)	7(4.8)	6(5.1)	7(8.2)		11.40
		Sectional time (s)	15.85	16.19	16.83	16.18	15.46	15.18	14.96	14.43	14.86	15.51	15.66		
		Cumulative time (s)	171.11	155.26	139.07	122.24	106.06	90.60	75.42	60.46	46.03	31.17	15.66	3:25.61	
		Speed (m/s)	12.62	12.35	11.88	12.36	12.94	13.18	13.37	13.86	13.46	12.89	12.77	12.65	
		Stride length (m)	6.08	6.09	5.96	6.00	6.38	6.15	6.14	6.16	6.18	5.99	6.07	6.03	
		Stride duration (s)	0.482	0.493	0.501	0.486	0.493	0.467	0.459	0.444	0.459	0.465	0.475	0.477	
		Stride efficiency (%)	57.74	57.98	55.44	56.31	63.60	59.19	58.87	59.25	59.68	56.10	57.52	56.86	
		Stride count	32.90	32.83	33.58	33.32	31.35	32.50	32.58	32.48	32.36	33.38	32.97	431.03	



Note: Horizontal distance axis grid lines are 200m furlongs.

Disclaimer.

HRNZ and NZMTC and Thoroughbred Ratings Pty Ltd accepts no responsibility for the completeness or accuracy of any of the information contained herein, and makes no representations about its suitability for any particular purpose. Users should make their own judgements about those matters and/or seek independent advice. You assume all risks associated with use of the data provided on this page.



Race Results



July 31, 2020, Race 5, DARREN DEFILIPPI MEMORIAL TROT, Distance 2600m, Addington - Survey 3200m

Result	TAB no.	Horse (Barrier)	2600 to	2400m to
7th	4	Horse Of Cours... (5)	2400m	2200m
		Position in running (margin)	-	8(17.4)
		Sectional time (s)	19.78	17.23
		Cumulative time (s)	206.01	186.23
		Speed (m/s)	10.11	11.61
		Stride length (m)	5.00	5.51
		Stride duration (s)	0.482	0.475
		Stride efficiency (%)	39.04	47.47
		Stride count	40.01	36.29

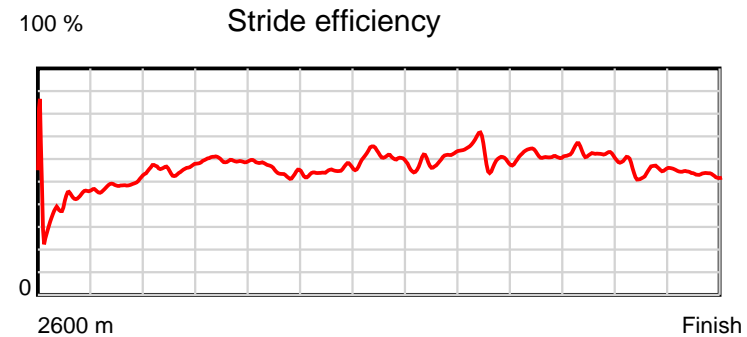
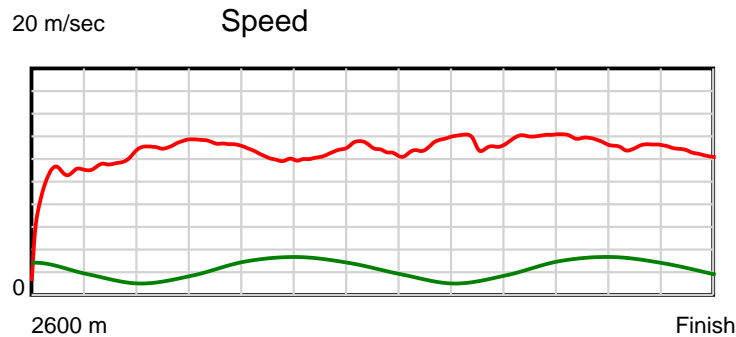
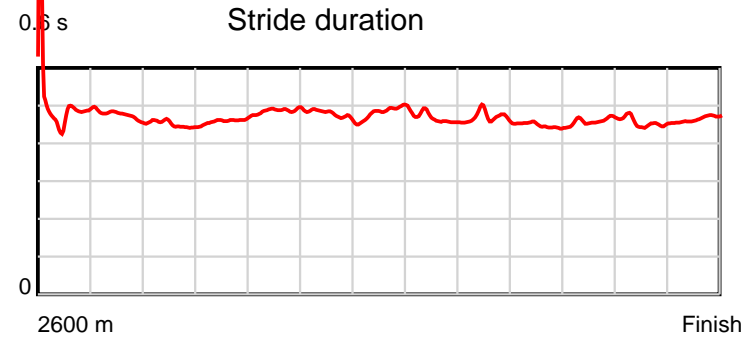
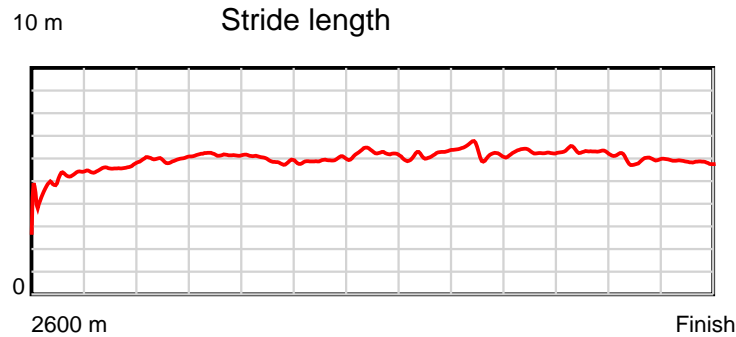
Disclaimer.

HRNZ and NZMTC and Thoroughbred Ratings Pty Ltd accepts no responsibility for the completeness or accuracy of any of the information contained herein, and makes no representations about its suitability for any particular purpose. Users should make their own judgements about those matters and/or seek independent advice. You assume all risks associated with use of the data provided on this page.

Race Results

July 31, 2020, Race 5, DARREN DEFILIPPI MEMORIAL TROT, Distance 2600m, Addington - Survey 3200m

Result	TAB no.	Horse (Barrier)	2200m to	2000m to	1800m to	1600m to	1400m to	1200m to	1000m to	800m to	600m to	400m to	200m to	Total or	Margin
7th	4	Horse Of Cours... (5)	2000m	1800m	1600m	1400m	1200m	1000m	800m	600m	400m	200m	WP	Average	
		Position in running (margin)	8(25.0)	8(18.1)	8(10.5)	8(8.3)	9(7.9)	9(8.0)	9(10.4)	9(12.8)	9(8.0)	9(7.0)	8(9.2)		13.60
		Sectional time (s)	15.13	14.98	16.45	16.07	15.57	15.39	15.19	14.17	14.64	15.36	16.05		
		Cumulative time (s)	169.00	153.87	138.89	122.44	106.37	90.80	75.41	60.22	46.05	31.41	16.05	3:26.01	
		Speed (m/s)	13.22	13.35	12.16	12.45	12.85	13.00	13.17	14.11	13.66	13.02	12.46	12.62	
		Stride length (m)	5.96	6.14	5.92	5.94	6.22	6.06	6.18	6.31	6.29	5.92	5.81	5.92	
		Stride duration (s)	0.451	0.460	0.487	0.477	0.484	0.466	0.469	0.447	0.460	0.455	0.466	0.469	
		Stride efficiency (%)	55.42	58.97	54.72	55.09	60.48	57.46	59.68	62.20	61.79	54.74	52.67	54.77	
		Stride count	33.58	32.56	33.80	33.68	32.15	32.98	32.36	31.70	31.81	33.79	34.45	439.16	



Note: Horizontal distance axis grid lines are 200m furlongs.

Disclaimer.

HRNZ and NZMTC and Thoroughbred Ratings Pty Ltd accepts no responsibility for the completeness or accuracy of any of the information contained herein, and makes no representations about its suitability for any particular purpose. Users should make their own judgements about those matters and/or seek independent advice. You assume all risks associated with use of the data provided on this page.



Race Results



July 31, 2020, Race 5, DARREN DEFILIPPI MEMORIAL TROT, Distance 2600m, Addington - Survey 3200m

Result	TAB no.	Horse (Barrier)	2600 to	2400m to
8th	1	Missy Moo (2)	2400m	2200m
		Position in running (margin)	-	4(4.9)
		Sectional time (s)	17.68	16.32
		Cumulative time (s)	207.87	190.19
		Speed (m/s)	11.31	12.25
		Stride length (m)	5.25	5.73
		Stride duration (s)	0.461	0.468
		Stride efficiency (%)	43.15	51.34
		Stride count	38.06	34.89

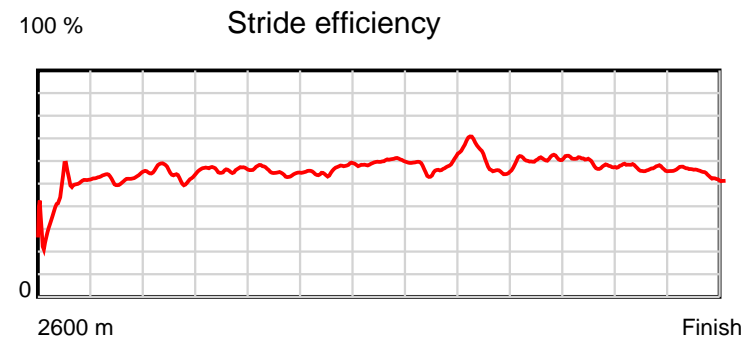
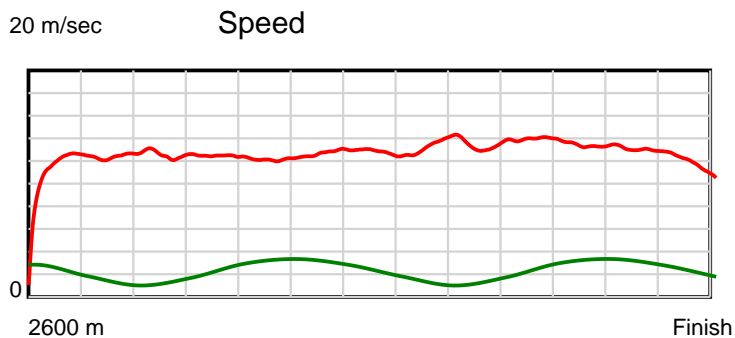
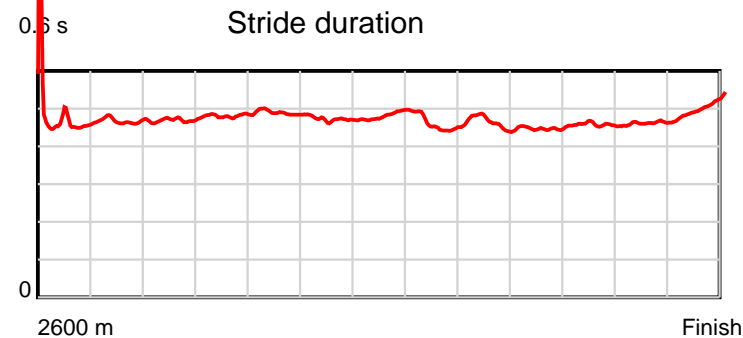
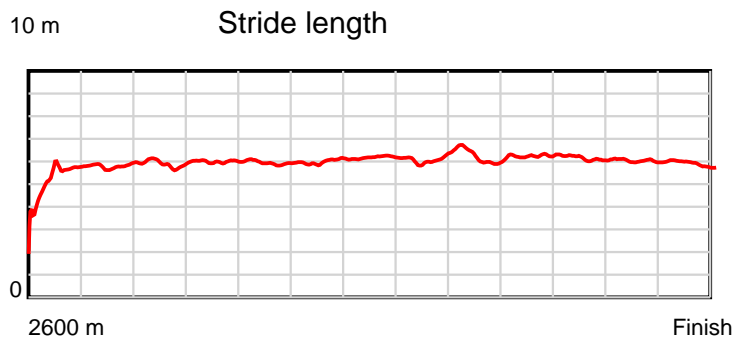
Disclaimer.

HRNZ and NZMTC and Thoroughbred Ratings Pty Ltd accepts no responsibility for the completeness or accuracy of any of the information contained herein, and makes no representations about its suitability for any particular purpose. Users should make their own judgements about those matters and/or seek independent advice. You assume all risks associated with use of the data provided on this page.

Race Results

July 31, 2020, Race 5, DARREN DEFILIPPI MEMORIAL TROT, Distance 2600m, Addington - Survey 3200m

Result	TAB no.	Horse (Barrier)	2200m to	2000m to	1800m to	1600m to	1400m to	1200m to	1000m to	800m to	600m to	400m to	200m to	Total or	Margin
8th	1	Missy Moo (2)	2000m	1800m	1600m	1400m	1200m	1000m	800m	600m	400m	200m	WP	Average	
		Position in running (margin)	4(7.1)	4(5.9)	4(4.9)	3(3.4)	2(1.5)	2(2.0)	4(4.0)	5(6.4)	5(3.4)	8(6.4)	9(11.3)		24.00
		Sectional time (s)	16.09	16.07	16.59	15.80	15.64	15.32	15.20	14.47	15.32	15.81	17.56		
		Cumulative time (s)	173.87	157.78	141.71	125.12	109.32	93.68	78.36	63.16	48.69	33.37	17.56	3:27.87	
		Speed (m/s)	12.43	12.45	12.06	12.66	12.79	13.05	13.16	13.82	13.05	12.65	11.39	12.51	
		Stride length (m)	5.83	5.98	5.90	5.98	6.16	6.00	6.08	6.19	5.97	5.85	5.78	5.89	
		Stride duration (s)	0.469	0.480	0.489	0.472	0.482	0.459	0.462	0.448	0.457	0.462	0.508	0.471	
		Stride efficiency (%)	53.09	55.84	54.34	55.82	59.31	56.19	57.77	59.97	55.69	53.49	52.29	54.24	
		Stride count	34.31	33.46	33.92	33.46	32.46	33.35	32.89	32.28	33.50	34.18	34.57	441.33	



Note: Horizontal distance axis grid lines are 200m furlongs.

Disclaimer.

HRNZ and NZMTC and Thoroughbred Ratings Pty Ltd accepts no responsibility for the completeness or accuracy of any of the information contained herein, and makes no representations about its suitability for any particular purpose. Users should make their own judgements about those matters and/or seek independent advice. You assume all risks associated with use of the data provided on this page.



Race Results



July 31, 2020, Race 5, DARREN DEFILIPPI MEMORIAL TROT, Distance 2600m, Addington - Survey 3200m

Result	TAB no.	Horse (Barrier)	2600 to	2400m to
9th	10	Westeros (1)	2400m	2200m
		Position in running (margin)	-	9(29.1)
		Sectional time (s)	21.93	15.70
		Cumulative time (s)	208.78	186.85
		Speed (m/s)	9.12	12.74
		Stride length (m)	5.07	6.11
		Stride duration (s)	0.497	0.480
		Stride efficiency (%)	40.12	58.33
		Stride count	39.47	32.73

Disclaimer.

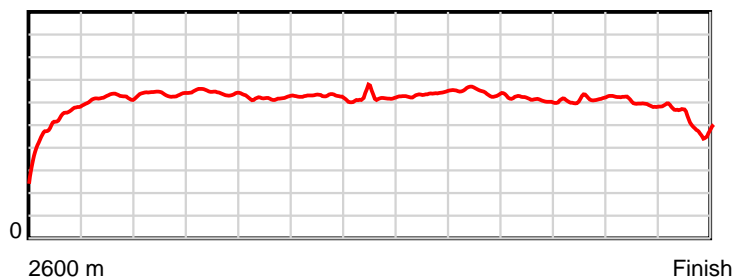
HRNZ and NZMTC and Thoroughbred Ratings Pty Ltd accepts no responsibility for the completeness or accuracy of any of the information contained herein, and makes no representations about its suitability for any particular purpose. Users should make their own judgements about those matters and/or seek independent advice. You assume all risks associated with use of the data provided on this page.

Race Results

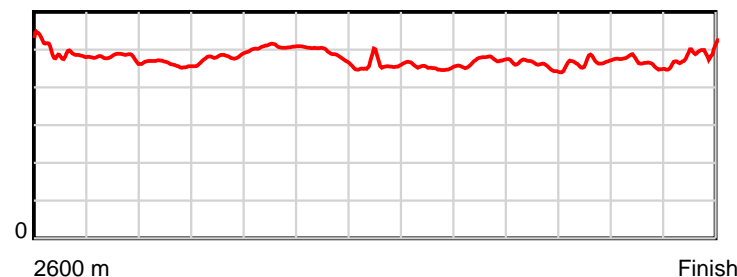
July 31, 2020, Race 5, DARREN DEFILIPPI MEMORIAL TROT, Distance 2600m, Addington - Survey 3200m

Result	TAB no.	Horse (Barrier)	2200m to	2000m to	1800m to	1600m to	1400m to	1200m to	1000m to	800m to	600m to	400m to	200m to	Total or	Margin
9th	10	Westeros (1)	2000m	1800m	1600m	1400m	1200m	1000m	800m	600m	400m	200m	WP	Average	
		Position in running (margin)	9(27.6)	9(18.7)	9(10.8)	9(9.1)	8(7.3)	4(2.5)	1(0.0)	1(0.0)	1(0.0)	4(3.1)	6(7.0)		29.00
		Sectional time (s)	14.79	14.95	16.53	15.83	14.74	14.58	14.81	14.97	15.32	15.64	18.99		
		Cumulative time (s)	171.15	156.36	141.41	124.88	109.05	94.31	79.73	64.92	49.95	34.63	18.99	3:28.78	
		Speed (m/s)	13.52	13.38	12.10	12.63	13.57	13.72	13.50	13.36	13.05	12.79	10.53	12.45	
		Stride length (m)	6.25	6.44	6.14	6.17	6.21	6.22	6.36	6.11	6.12	5.92	5.11	5.98	
		Stride duration (s)	0.462	0.481	0.508	0.488	0.458	0.453	0.471	0.457	0.469	0.463	0.485	0.481	
		Stride efficiency (%)	61.04	64.74	58.99	59.42	60.27	60.40	63.13	58.34	58.54	54.82	40.81	55.97	
		Stride count	32.00	31.07	32.55	32.43	32.21	32.17	31.47	32.73	32.68	33.77	39.14	434.42	

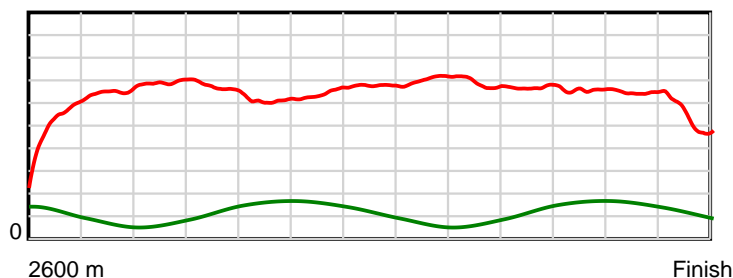
10 m Stride length



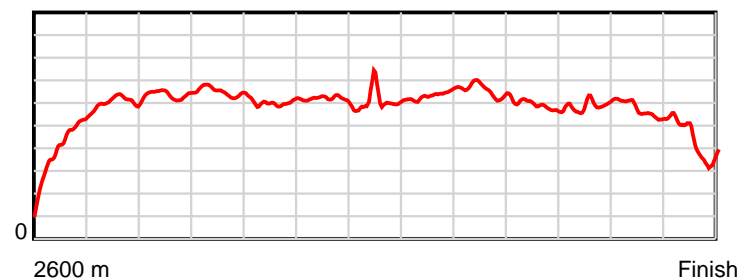
0.6 s Stride duration



20 m/sec Speed



100 % Stride efficiency



Note: Horizontal distance axis grid lines are 200m furlongs.

Disclaimer.

HRNZ and NZMTC and Thoroughbred Ratings Pty Ltd accepts no responsibility for the completeness or accuracy of any of the information contained herein, and makes no representations about its suitability for any particular purpose. Users should make their own judgements about those matters and/or seek independent advice. You assume all risks associated with use of the data provided on this page.



Race Results



July 31, 2020, Race 5, DARREN DEFILIPPI MEMORIAL TROT, Distance 2600m, Addington - Survey 3200m

Result	TAB no.	Horse (Barrier)	2600 to	2400m to
10th	3	Sugarinspice (4)	2400m	2200m
		Position in running (margin)	-	10(49.0)
		Sectional time (s)	24.97	16.54
		Cumulative time (s)	216.00	191.03
		Speed (m/s)	8.01	12.09
		Stride length (m)	3.63	5.27
		Stride duration (s)	0.450	0.436
		Stride efficiency (%)	20.64	43.36
		Stride count	55.02	37.97

Disclaimer.

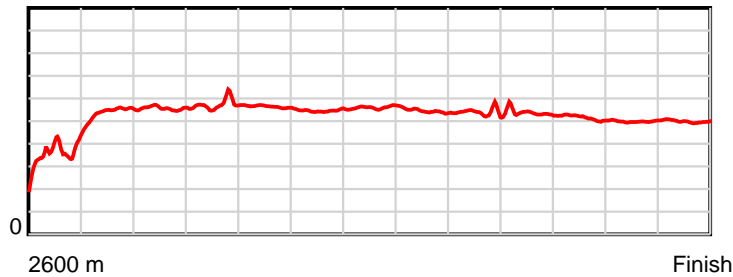
HRNZ and NZMTC and Thoroughbred Ratings Pty Ltd accepts no responsibility for the completeness or accuracy of any of the information contained herein, and makes no representations about its suitability for any particular purpose. Users should make their own judgements about those matters and/or seek independent advice. You assume all risks associated with use of the data provided on this page.

Race Results

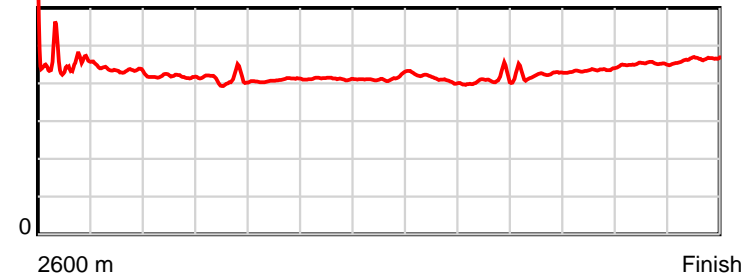
July 31, 2020, Race 5, DARREN DEFILIPPI MEMORIAL TROT, Distance 2600m, Addington - Survey 3200m

Result	TAB no.	Horse (Barrier)	2200m to	2000m to	1800m to	1600m to	1400m to	1200m to	1000m to	800m to	600m to	400m to	200m to	Total or	Margin
10th	3	Sugarinspice (4)	2000m	1800m	1600m	1400m	1200m	1000m	800m	600m	400m	200m	WP	Average	
		Position in running (margin)	10(52.5)	10(45.5)	10(34.2)	10(20.6)	10(13.7)	10(9.4)	10(11.2)	10(13.4)	10(18.8)	10(32.2)	10(52.7)		69.10
		Sectional time (s)	15.11	14.38	14.55	14.96	14.84	15.30	15.17	15.87	17.04	18.40	18.87		
		Cumulative time (s)	174.49	159.38	145.00	130.45	115.49	100.65	85.35	70.18	54.31	37.27	18.87	3:36.00	
		Speed (m/s)	13.24	13.91	13.75	13.37	13.48	13.07	13.18	12.60	11.74	10.87	10.60	12.04	
		Stride length (m)	5.53	5.71	5.61	5.51	5.59	5.39	5.38	5.34	5.10	4.91	4.91	5.16	
		Stride duration (s)	0.418	0.410	0.409	0.412	0.414	0.413	0.408	0.424	0.435	0.452	0.464	0.428	
		Stride efficiency (%)	47.72	50.87	49.26	47.40	48.74	45.45	45.26	44.55	40.70	37.68	37.75	41.54	
		Stride count	36.19	35.05	35.62	36.32	35.81	37.08	37.16	37.46	39.19	40.73	40.69	504.29	

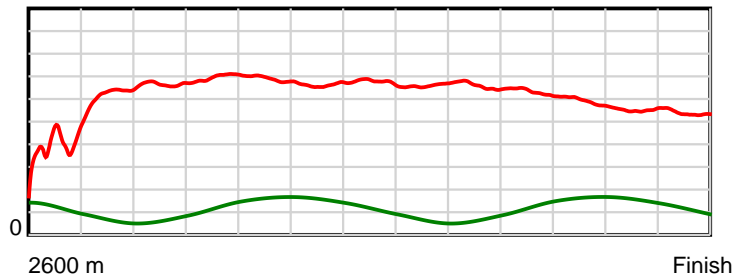
10 m Stride length



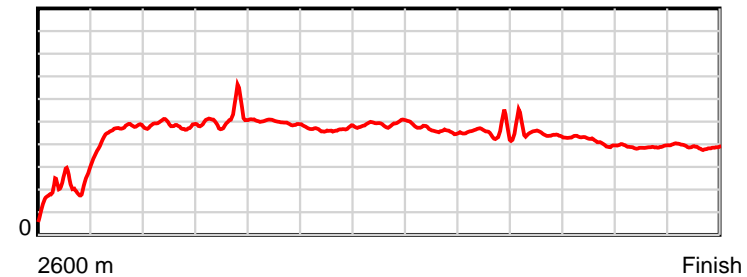
0.6 s Stride duration



20 m/sec Speed



100 % Stride efficiency



Note: Horizontal distance axis grid lines are 200m furlongs.

Disclaimer.

HRNZ and NZMTC and Thoroughbred Ratings Pty Ltd accepts no responsibility for the completeness or accuracy of any of the information contained herein, and makes no representations about its suitability for any particular purpose. Users should make their own judgements about those matters and/or seek independent advice. You assume all risks associated with use of the data provided on this page.