



Race Results

NZ Metropolitan Trotting Club Inc, HRNZ, July 31, 2020

Compilation date: July 31, 2020, 7:59:46 PM (NZST)

Copyright © 2020 HRNZ and NZMTC. All rights reserved.

Trademarks.

StrideMASTER is a registered trademark of Thoroughbred Ratings Pty Ltd.

Disclaimer.

HRNZ and NZMTC and Thoroughbred Ratings Pty Ltd accepts no responsibility for the completeness or accuracy of any of the information contained herein, and makes no representations about its suitability for any particular purpose. Users should make their own judgements about those matters and/or seek independent advice. You assume all risks associated with use of the data provided on this page.



Race Results



July 31, 2020, Race 6, ALLIED SECURITY HANDICAP TROT, Distance 2600m, Addington - Survey 3200m

Result	TAB no.	Horse (Barrier)	2600 to	2400m to
1st	3	Enhance Your C... (5)	2400m	2200m
		Position in running (margin)	-	1(0.0)
		Sectional time (s)	17.20	14.82
		Cumulative time (s)	198.26	181.06
		Speed (m/s)	11.63	13.50
		Stride length (m)	5.87	6.47
		Stride duration (s)	0.468	0.480
		Stride efficiency (%)	53.90	65.49
		Stride count	34.05	30.89

Disclaimer.

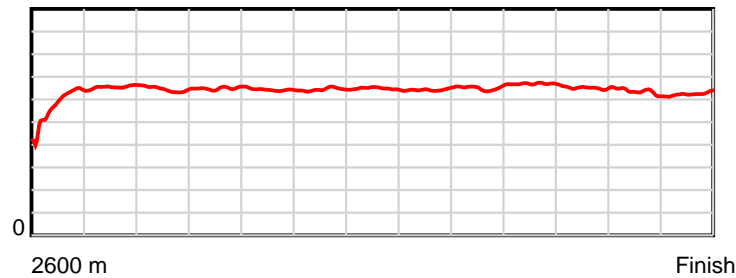
HRNZ and NZMTC and Thoroughbred Ratings Pty Ltd accepts no responsibility for the completeness or accuracy of any of the information contained herein, and makes no representations about its suitability for any particular purpose. Users should make their own judgements about those matters and/or seek independent advice. You assume all risks associated with use of the data provided on this page.

Race Results

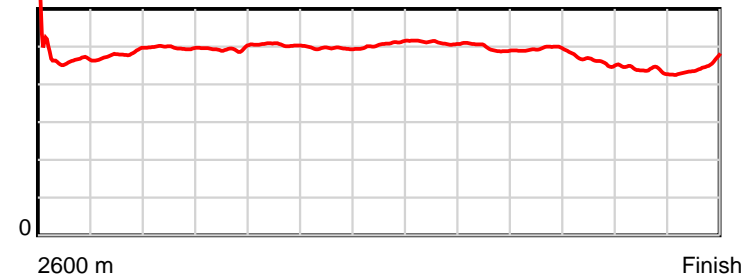
July 31, 2020, Race 6, ALLIED SECURITY HANDICAP TROT, Distance 2600m, Addington - Survey 3200m

Result	TAB no.	Horse (Barrier)	2200m to	2000m to	1800m to	1600m to	1400m to	1200m to	1000m to	800m to	600m to	400m to	200m to	Total or	Margin
1st	3	Enhance Your C... (5)	2000m	1800m	1600m	1400m	1200m	1000m	800m	600m	400m	200m	WP	Average	
		Position in running (margin)	1(0.0)	1(0.0)	1(0.0)	1(0.0)	1(0.0)	1(0.0)	1(0.0)	1(0.0)	1(0.0)	1(0.0)	1(0.0)		0.00
		Sectional time (s)	15.47	15.26	15.63	15.45	15.63	16.03	15.29	14.82	14.24	13.91	14.51		
		Cumulative time (s)	166.24	150.77	135.51	119.88	104.43	88.80	72.77	57.48	42.66	28.42	14.51	3:18.26	
		Speed (m/s)	12.93	13.11	12.80	12.94	12.80	12.48	13.08	13.50	14.04	14.38	13.78	13.11	
		Stride length (m)	6.44	6.48	6.46	6.42	6.48	6.37	6.51	6.67	6.51	6.30	6.16	6.39	
		Stride duration (s)	0.498	0.494	0.505	0.496	0.506	0.511	0.497	0.494	0.463	0.438	0.447	0.487	
		Stride efficiency (%)	64.74	65.55	65.26	64.36	65.54	63.45	66.18	69.54	66.20	62.04	59.30	63.80	
		Stride count	31.07	30.88	30.95	31.16	30.88	31.39	30.73	29.98	30.73	31.74	32.47	406.92	

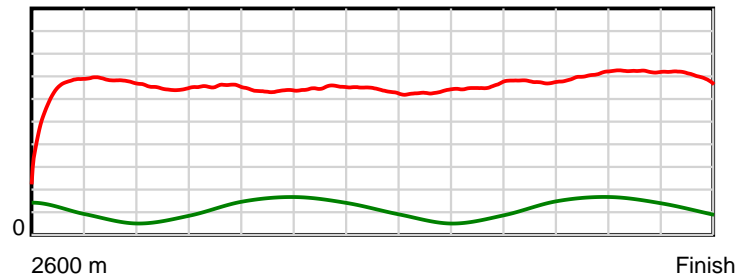
10 m Stride length



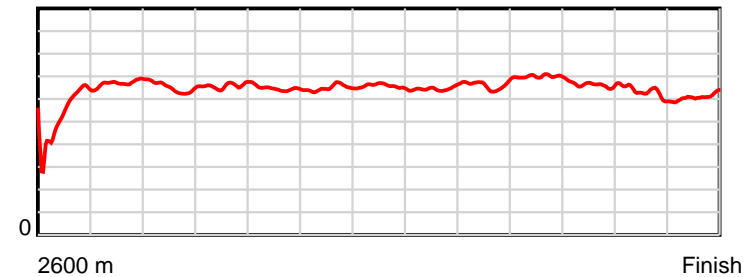
0.6 s Stride duration



20 m/sec Speed



100 % Stride efficiency



Note: Horizontal distance axis grid lines are 200m furlongs.

Disclaimer.

HRNZ and NZMTC and Thoroughbred Ratings Pty Ltd accepts no responsibility for the completeness or accuracy of any of the information contained herein, and makes no representations about its suitability for any particular purpose. Users should make their own judgements about those matters and/or seek independent advice. You assume all risks associated with use of the data provided on this page.



Race Results



July 31, 2020, Race 6, ALLIED SECURITY HANDICAP TROT, Distance 2600m, Addington - Survey 3200m

Result	TAB no.	Horse (Barrier)	2600 to	2400m to
2nd	5	Majestic Man (6)	2400m	2200m
		Position in running (margin)	-	4(5.6)
		Sectional time (s)	18.35	15.00
		Cumulative time (s)	198.53	180.18
		Speed (m/s)	10.90	13.33
		Stride length (m)	5.63	6.20
		Stride duration (s)	0.447	0.465
		Stride efficiency (%)	49.48	60.13
		Stride count	35.54	32.24

Disclaimer.

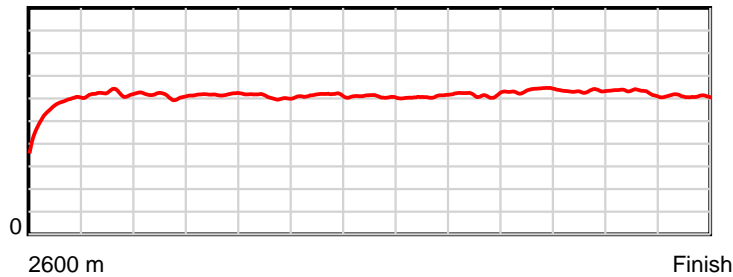
HRNZ and NZMTC and Thoroughbred Ratings Pty Ltd accepts no responsibility for the completeness or accuracy of any of the information contained herein, and makes no representations about its suitability for any particular purpose. Users should make their own judgements about those matters and/or seek independent advice. You assume all risks associated with use of the data provided on this page.

Race Results

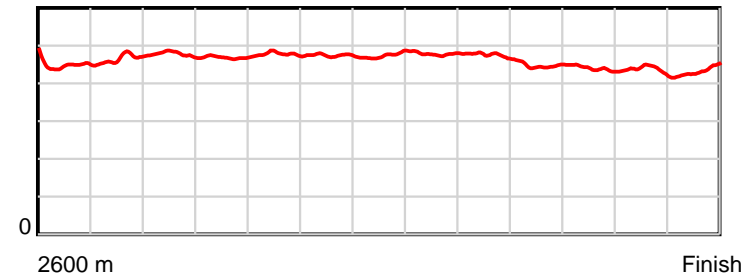
July 31, 2020, Race 6, ALLIED SECURITY HANDICAP TROT, Distance 2600m, Addington - Survey 3200m

Result	TAB no.	Horse (Barrier)	2200m to	2000m to	1800m to	1600m to	1400m to	1200m to	1000m to	800m to	600m to	400m to	200m to	Total or	Margin
2nd	5	Majestic Man (6)	2000m	1800m	1600m	1400m	1200m	1000m	800m	600m	400m	200m	WP	Average	
		Position in running (margin)	4(6.7)	4(7.7)	4(7.2)	4(7.3)	4(7.0)	4(6.6)	4(6.5)	4(7.3)	3(3.0)	2(1.3)	2(2.0)		1.40
		Sectional time (s)	15.63	15.18	15.64	15.41	15.56	16.01	15.41	14.11	13.95	14.02	14.26		
		Cumulative time (s)	165.18	149.55	134.37	118.73	103.32	87.76	71.75	56.34	42.23	28.28	14.26	3:18.53	
		Speed (m/s)	12.80	13.18	12.79	12.98	12.85	12.49	12.98	14.17	14.34	14.27	14.03	13.10	
		Stride length (m)	6.11	6.17	6.10	6.16	6.09	5.97	6.17	6.34	6.30	6.22	6.08	6.11	
		Stride duration (s)	0.477	0.469	0.477	0.474	0.474	0.478	0.475	0.447	0.439	0.436	0.434	0.467	
		Stride efficiency (%)	58.31	59.52	58.21	59.25	57.93	55.72	59.41	62.83	62.01	60.45	57.81	58.40	
		Stride count	32.74	32.41	32.77	32.48	32.85	33.49	32.44	31.54	31.75	32.16	32.88	425.29	

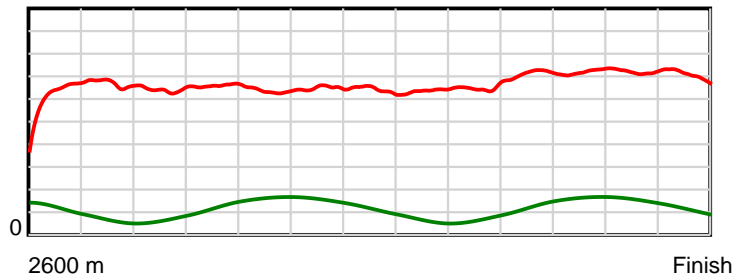
10 m Stride length



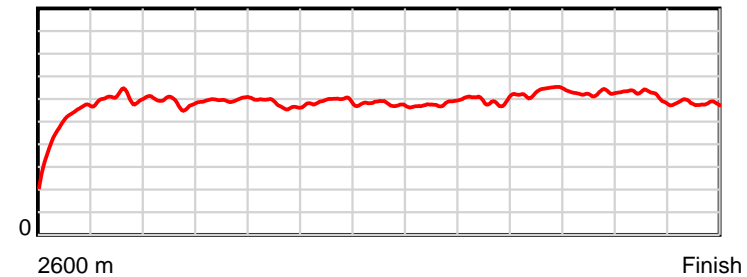
0.6 s Stride duration



20 m/sec Speed



100 % Stride efficiency



Note: Horizontal distance axis grid lines are 200m furlongs.

Disclaimer.

HRNZ and NZMTC and Thoroughbred Ratings Pty Ltd accepts no responsibility for the completeness or accuracy of any of the information contained herein, and makes no representations about its suitability for any particular purpose. Users should make their own judgements about those matters and/or seek independent advice. You assume all risks associated with use of the data provided on this page.



Race Results



July 31, 2020, Race 6, ALLIED SECURITY HANDICAP TROT, Distance 2600m, Addington - Survey 3200m

Result	TAB no.	Horse (Barrier)	2600 to	2400m to
3rd	4	Pres The Belle (1)	2400m	2200m
		Position in running (margin)	-	2(1.7)
		Sectional time (s)	17.58	14.85
		Cumulative time (s)	201.04	183.46
		Speed (m/s)	11.38	13.47
		Stride length (m)	5.74	6.09
		Stride duration (s)	0.442	0.452
		Stride efficiency (%)	51.44	58.03
		Stride count	34.86	32.82

Disclaimer.

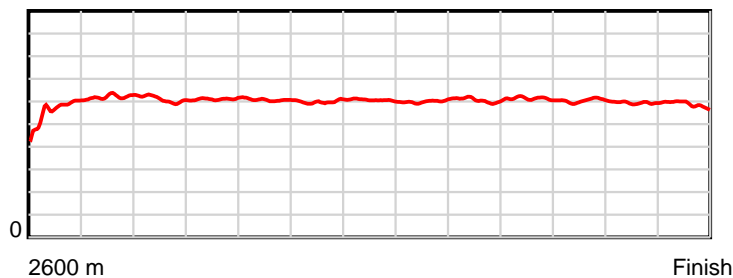
HRNZ and NZMTC and Thoroughbred Ratings Pty Ltd accepts no responsibility for the completeness or accuracy of any of the information contained herein, and makes no representations about its suitability for any particular purpose. Users should make their own judgements about those matters and/or seek independent advice. You assume all risks associated with use of the data provided on this page.

Race Results

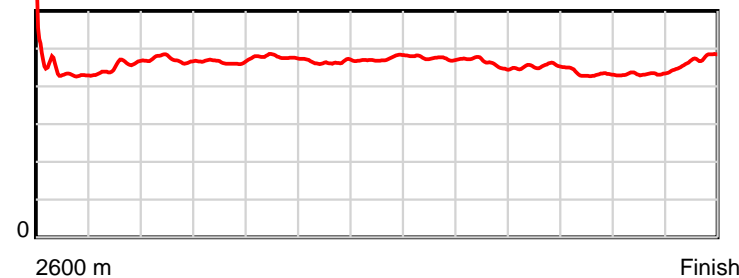
July 31, 2020, Race 6, ALLIED SECURITY HANDICAP TROT, Distance 2600m, Addington - Survey 3200m

Result	TAB no.	Horse (Barrier)	2200m to	2000m to	1800m to	1600m to	1400m to	1200m to	1000m to	800m to	600m to	400m to	200m to	Total or	Margin
3rd	4	Pres The Belle (1)	2000m	1800m	1600m	1400m	1200m	1000m	800m	600m	400m	200m	WP	Average	
		Position in running (margin)	2(1.8)	2(1.8)	2(1.9)	2(2.1)	2(2.2)	2(2.4)	2(2.0)	2(2.0)	2(1.9)	3(2.5)	3(6.6)		14.70
		Sectional time (s)	15.46	15.28	15.66	15.48	15.66	15.96	15.29	14.81	14.34	14.59	16.08		
		Cumulative time (s)	168.61	153.15	137.87	122.21	106.73	91.07	75.11	59.82	45.01	30.67	16.08	3:21.04	
		Speed (m/s)	12.94	13.09	12.77	12.92	12.77	12.53	13.08	13.50	13.95	13.71	12.44	12.93	
		Stride length (m)	6.10	6.08	6.10	6.00	6.05	5.95	6.05	6.12	6.05	5.93	5.83	6.01	
		Stride duration (s)	0.471	0.465	0.478	0.465	0.473	0.475	0.462	0.453	0.434	0.433	0.469	0.464	
		Stride efficiency (%)	58.10	57.78	58.23	56.34	57.15	55.38	57.19	58.58	57.17	54.93	53.13	56.36	
		Stride count	32.80	32.89	32.76	33.31	33.07	33.60	33.06	32.67	33.06	33.73	34.30	432.93	

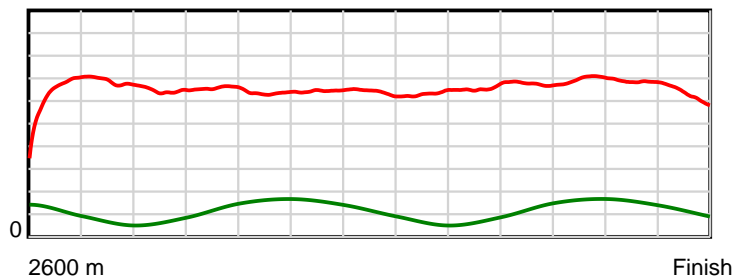
10 m Stride length



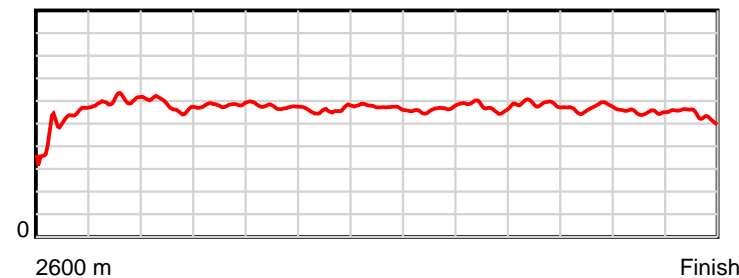
0.6 s Stride duration



20 m/sec Speed



100 % Stride efficiency



Note: Horizontal distance axis grid lines are 200m furlongs.

Disclaimer.

HRNZ and NZMTC and Thoroughbred Ratings Pty Ltd accepts no responsibility for the completeness or accuracy of any of the information contained herein, and makes no representations about its suitability for any particular purpose. Users should make their own judgements about those matters and/or seek independent advice. You assume all risks associated with use of the data provided on this page.



Race Results



July 31, 2020, Race 6, ALLIED SECURITY HANDICAP TROT, Distance 2600m, Addington - Survey 3200m

Result	TAB no.	Horse (Barrier)	2600 to	2400m to
4th	6	Sundees Son (2)	2400m	2200m
		Position in running (margin)	-	5(11.3)
		Sectional time (s)	19.35	15.02
		Cumulative time (s)	201.96	182.61
		Speed (m/s)	10.34	13.32
		Stride length (m)	5.61	5.77
		Stride duration (s)	0.439	0.433
		Stride efficiency (%)	49.22	52.09
		Stride count	35.64	34.64

Disclaimer.

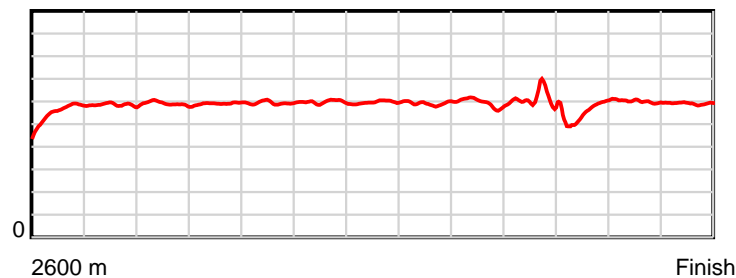
HRNZ and NZMTC and Thoroughbred Ratings Pty Ltd accepts no responsibility for the completeness or accuracy of any of the information contained herein, and makes no representations about its suitability for any particular purpose. Users should make their own judgements about those matters and/or seek independent advice. You assume all risks associated with use of the data provided on this page.

Race Results

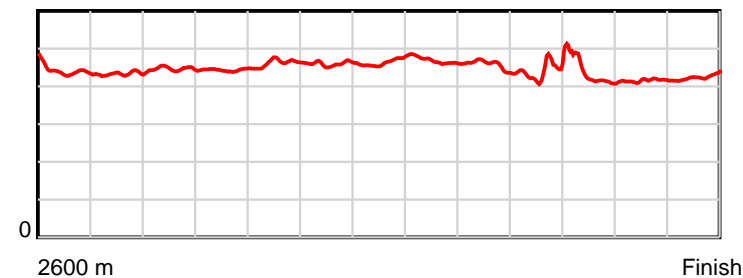
July 31, 2020, Race 6, ALLIED SECURITY HANDICAP TROT, Distance 2600m, Addington - Survey 3200m

Result	TAB no.	Horse (Barrier)	2200m to	2000m to	1800m to	1600m to	1400m to	1200m to	1000m to	800m to	600m to	400m to	200m to	Total or	Margin
4th	6	Sundees Son (2)	2000m	1800m	1600m	1400m	1200m	1000m	800m	600m	400m	200m	WP	Average	
		Position in running (margin)	5(12.5)	5(10.9)	5(9.6)	5(9.6)	5(10.0)	5(9.1)	5(8.6)	5(9.2)	5(8.3)	5(20.3)	4(21.5)		19.50
		Sectional time (s)	15.19	15.04	15.64	15.52	15.47	15.95	15.39	14.66	16.25	14.10	14.38		
		Cumulative time (s)	167.59	152.40	137.36	121.72	106.20	90.73	74.78	59.39	44.73	28.48	14.38	3:21.96	
		Speed (m/s)	13.17	13.30	12.79	12.89	12.93	12.54	13.00	13.64	12.31	14.18	13.91	12.87	
		Stride length (m)	5.88	5.90	5.91	5.93	6.00	5.87	5.93	6.05	5.27	5.89	5.92	5.83	
		Stride duration (s)	0.447	0.444	0.462	0.460	0.464	0.468	0.456	0.443	0.428	0.415	0.426	0.453	
		Stride efficiency (%)	53.99	54.38	54.52	54.97	56.24	53.82	54.99	57.16	43.44	54.23	54.83	53.19	
		Stride count	34.03	33.90	33.86	33.72	33.34	34.08	33.71	33.07	37.93	33.95	33.76	445.63	

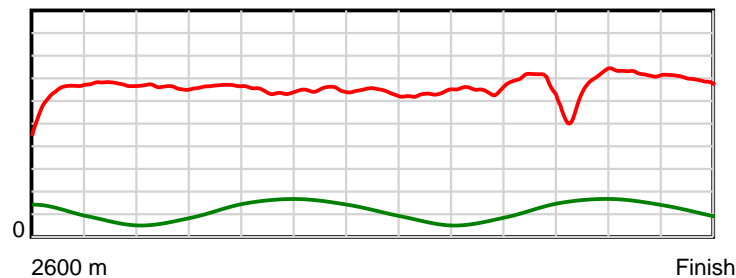
10 m Stride length



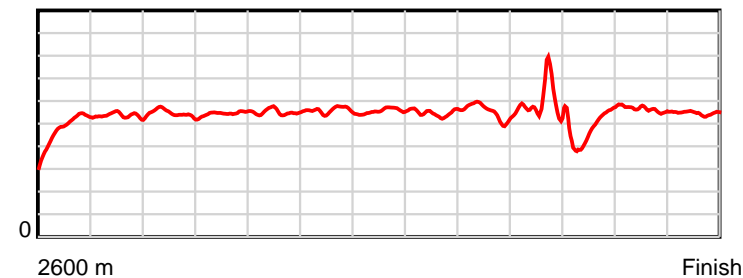
0.6 s Stride duration



20 m/sec Speed



100 % Stride efficiency



Note: Horizontal distance axis grid lines are 200m furlongs.

Disclaimer.

HRNZ and NZMTC and Thoroughbred Ratings Pty Ltd accepts no responsibility for the completeness or accuracy of any of the information contained herein, and makes no representations about its suitability for any particular purpose. Users should make their own judgements about those matters and/or seek independent advice. You assume all risks associated with use of the data provided on this page.



Race Results



July 31, 2020, Race 6, ALLIED SECURITY HANDICAP TROT, Distance 2600m, Addington - Survey 3200m

Result	TAB no.	Horse (Barrier)	2600 to	2400m to
5th	1	Madeleine Stow... (3)	2400m	2200m
		Position in running (margin)	-	3(2.6)
		Sectional time (s)	17.65	15.18
		Cumulative time (s)	205.03	187.38
		Speed (m/s)	11.33	13.18
		Stride length (m)	4.94	5.67
		Stride duration (s)	0.436	0.431
		Stride efficiency (%)	38.14	50.32
		Stride count	40.48	35.24

Disclaimer.

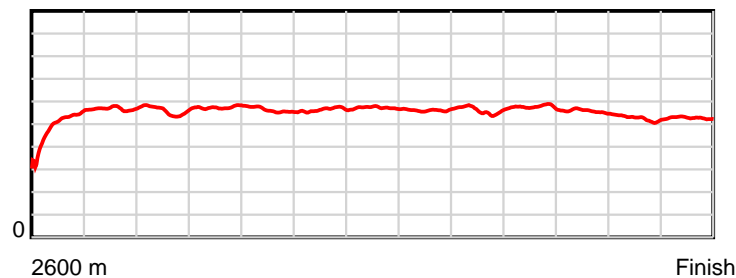
HRNZ and NZMTC and Thoroughbred Ratings Pty Ltd accepts no responsibility for the completeness or accuracy of any of the information contained herein, and makes no representations about its suitability for any particular purpose. Users should make their own judgements about those matters and/or seek independent advice. You assume all risks associated with use of the data provided on this page.

Race Results

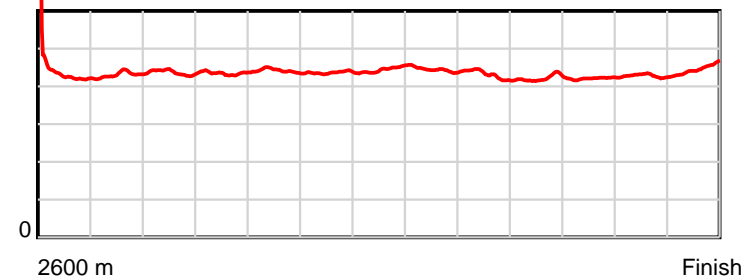
July 31, 2020, Race 6, ALLIED SECURITY HANDICAP TROT, Distance 2600m, Addington - Survey 3200m

Result	TAB no.	Horse (Barrier)	2200m to	2000m to	1800m to	1600m to	1400m to	1200m to	1000m to	800m to	600m to	400m to	200m to	Total or	Margin
5th	1	Madeleine Stow... (3)	2000m	1800m	1600m	1400m	1200m	1000m	800m	600m	400m	200m	WP	Average	
		Position in running (margin)	3(4.8)	3(5.0)	3(4.4)	3(5.0)	3(5.2)	3(4.7)	3(4.3)	3(4.9)	4(3.7)	4(9.9)	5(24.8)		35.70
		Sectional time (s)	15.50	15.17	15.73	15.49	15.55	15.95	15.39	14.63	15.27	16.39	17.13		
		Cumulative time (s)	172.20	156.70	141.53	125.80	110.31	94.76	78.81	63.42	48.79	33.52	17.13	3:25.03	
		Speed (m/s)	12.90	13.18	12.71	12.91	12.86	12.54	13.00	13.67	13.10	12.20	11.68	12.68	
		Stride length (m)	5.63	5.73	5.62	5.64	5.71	5.57	5.60	5.77	5.52	5.22	5.22	5.52	
		Stride duration (s)	0.437	0.435	0.442	0.437	0.444	0.444	0.431	0.422	0.421	0.428	0.447	0.435	
		Stride efficiency (%)	49.61	51.32	49.33	49.64	51.02	48.50	49.01	51.96	47.58	42.55	42.51	47.53	
		Stride count	35.50	34.90	35.60	35.49	35.00	35.90	35.71	34.68	36.24	38.33	38.35	471.42	

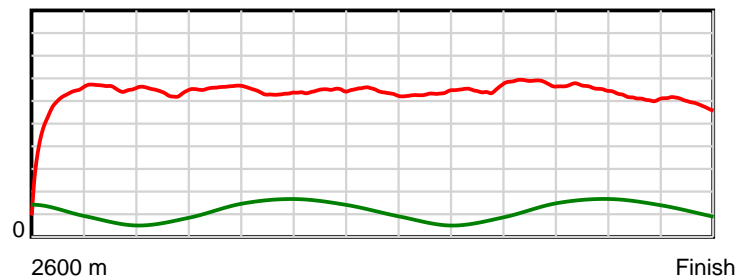
10 m Stride length



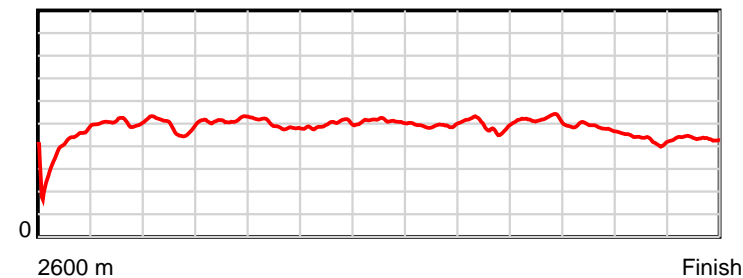
0.6 s Stride duration



20 m/sec Speed



100 % Stride efficiency



Note: Horizontal distance axis grid lines are 200m furlongs.

Disclaimer.

HRNZ and NZMTC and Thoroughbred Ratings Pty Ltd accepts no responsibility for the completeness or accuracy of any of the information contained herein, and makes no representations about its suitability for any particular purpose. Users should make their own judgements about those matters and/or seek independent advice. You assume all risks associated with use of the data provided on this page.



Race Results



July 31, 2020, Race 6, ALLIED SECURITY HANDICAP TROT, Distance 2600m, Addington - Survey 3200m

Result	TAB no.	Horse (Barrier)	2600 to	2400m to
6th	2	The Dominator (4)	2400m	2200m
		Position in running (margin)	-	6(33.1)
		Sectional time (s)	22.90	15.81
		Cumulative time (s)	206.31	183.41
		Speed (m/s)	8.73	12.65
		Stride length (m)	4.71	6.06
		Stride duration (s)	0.499	0.479
		Stride efficiency (%)	34.63	57.40
		Stride count	42.49	33.00

Disclaimer.

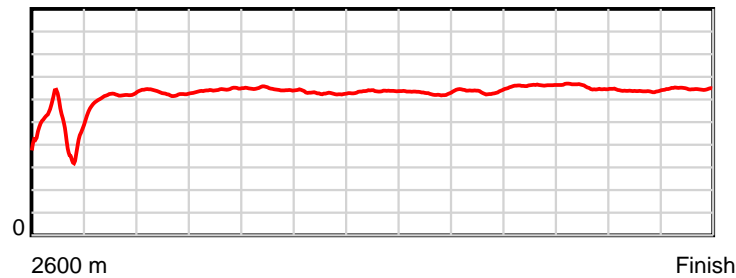
HRNZ and NZMTC and Thoroughbred Ratings Pty Ltd accepts no responsibility for the completeness or accuracy of any of the information contained herein, and makes no representations about its suitability for any particular purpose. Users should make their own judgements about those matters and/or seek independent advice. You assume all risks associated with use of the data provided on this page.

Race Results

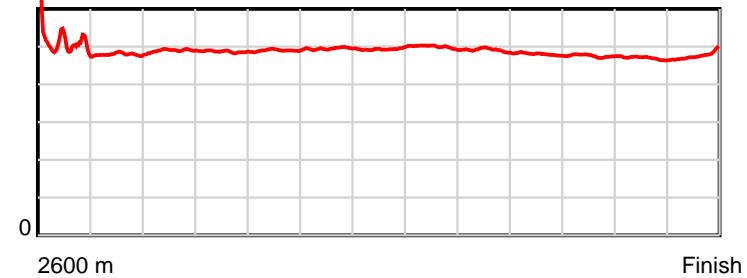
July 31, 2020, Race 6, ALLIED SECURITY HANDICAP TROT, Distance 2600m, Addington - Survey 3200m

Result	TAB no.	Horse (Barrier)	2200m to	2000m to	1800m to	1600m to	1400m to	1200m to	1000m to	800m to	600m to	400m to	200m to	Total or	Margin
6th	2	The Dominator (4)	2000m	1800m	1600m	1400m	1200m	1000m	800m	600m	400m	200m	WP	Average	
		Position in running (margin)	6(39.1)	6(40.1)	6(39.5)	6(37.2)	6(39.8)	6(39.3)	6(39.2)	6(40.3)	6(38.8)	6(40.7)	6(45.3)		42.40
		Sectional time (s)	15.63	15.17	15.24	15.88	15.55	16.01	15.47	14.57	14.55	14.68	14.85		
		Cumulative time (s)	167.60	151.97	136.80	121.56	105.68	90.13	74.12	58.65	44.08	29.53	14.85	3:26.31	
		Speed (m/s)	12.80	13.18	13.12	12.59	12.86	12.49	12.93	13.73	13.75	13.62	13.47	12.60	
		Stride length (m)	6.27	6.42	6.42	6.23	6.35	6.23	6.34	6.58	6.53	6.39	6.46	6.19	
		Stride duration (s)	0.490	0.487	0.490	0.495	0.494	0.499	0.490	0.480	0.475	0.469	0.479	0.491	
		Stride efficiency (%)	61.36	64.34	64.50	60.72	62.98	60.70	62.84	67.69	66.73	63.78	65.12	59.82	
		Stride count	31.92	31.17	31.13	32.09	31.50	32.09	31.54	30.39	30.61	31.30	30.98	420.21	

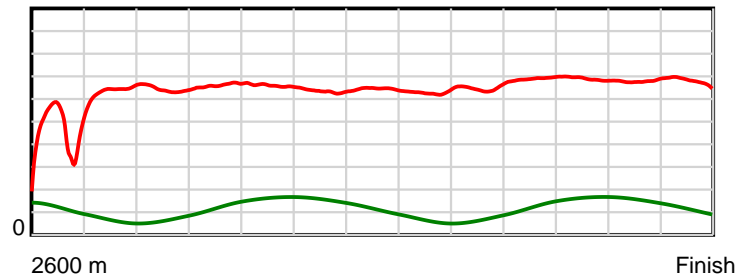
10 m Stride length



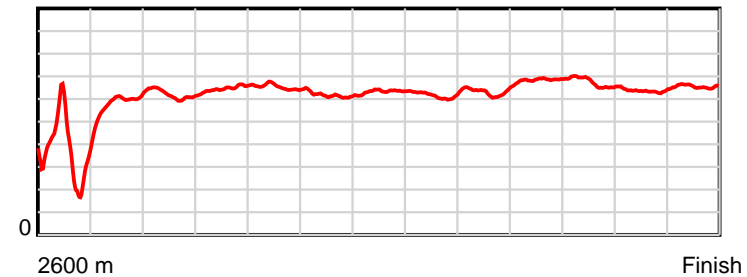
0.6 s Stride duration



20 m/sec Speed



100 % Stride efficiency



Note: Horizontal distance axis grid lines are 200m furlongs.

Disclaimer.

HRNZ and NZMTC and Thoroughbred Ratings Pty Ltd accepts no responsibility for the completeness or accuracy of any of the information contained herein, and makes no representations about its suitability for any particular purpose. Users should make their own judgements about those matters and/or seek independent advice. You assume all risks associated with use of the data provided on this page.