



Race Results

NZ Metropolitan Trotting Club Inc, HRNZ, July 31, 2020

Compilation date: July 31, 2020, 9:04:09 PM (NZST)

Copyright © 2020 HRNZ and NZMTC. All rights reserved.

Trademarks.

StrideMASTER is a registered trademark of Thoroughbred Ratings Pty Ltd.

Disclaimer.

HRNZ and NZMTC and Thoroughbred Ratings Pty Ltd accepts no responsibility for the completeness or accuracy of any of the information contained herein, and makes no representations about its suitability for any particular purpose. Users should make their own judgements about those matters and/or seek independent advice. You assume all risks associated with use of the data provided on this page.



Race Results



July 31, 2020, Race 8, ADDINGTON CUP WEEK IS ON! HANDICAP TROT, Distance 2600m, Addington - Survey 3200m

Result	TAB no.	Horse (Barrier)	2600 to	2400m to
1st	7	Overzealous (9)	2400m	2200m
		Position in running (margin)	-	7(9.8)
		Sectional time (s)	18.01	15.43
		Cumulative time (s)	201.72	183.71
		Speed (m/s)	11.10	12.96
		Stride length (m)	5.59	5.81
		Stride duration (s)	0.455	0.448
		Stride efficiency (%)	48.84	52.73
		Stride count	35.78	34.43

Disclaimer.

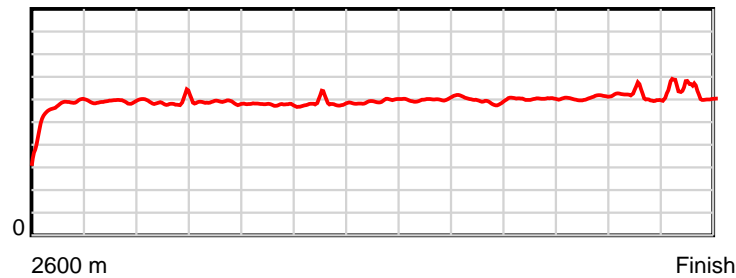
HRNZ and NZMTC and Thoroughbred Ratings Pty Ltd accepts no responsibility for the completeness or accuracy of any of the information contained herein, and makes no representations about its suitability for any particular purpose. Users should make their own judgements about those matters and/or seek independent advice. You assume all risks associated with use of the data provided on this page.

Race Results

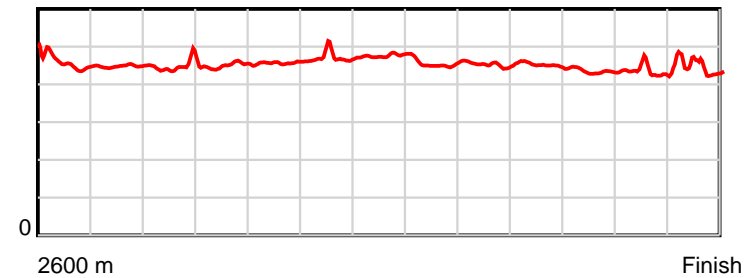
July 31, 2020, Race 8, ADDINGTON CUP WEEK IS ON! HANDICAP TROT, Distance 2600m, Addington - Survey 3200m

Result	TAB no.	Horse (Barrier)	2200m to	2000m to	1800m to	1600m to	1400m to	1200m to	1000m to	800m to	600m to	400m to	200m to	Total or	Margin
1st	7	Overzealous (9)	2000m	1800m	1600m	1400m	1200m	1000m	800m	600m	400m	200m	WP	Average	
		Position in running (margin)	7(14.9)	7(15.5)	7(11.1)	7(8.2)	5(5.3)	6(4.4)	5(5.3)	5(3.7)	4(3.5)	4(3.3)	4(2.2)		0.00
		Sectional time (s)	15.30	15.27	16.05	16.45	16.12	15.30	15.40	15.04	14.63	14.58	14.14		
		Cumulative time (s)	168.28	152.98	137.71	121.66	105.21	89.09	73.79	58.39	43.35	28.72	14.14	3:21.72	
		Speed (m/s)	13.07	13.10	12.46	12.16	12.41	13.07	12.99	13.30	13.67	13.72	14.14	12.89	
		Stride length (m)	5.85	5.89	5.69	5.70	5.91	5.94	5.87	6.00	5.95	5.97	6.15	5.87	
		Stride duration (s)	0.447	0.450	0.457	0.469	0.476	0.454	0.452	0.451	0.435	0.435	0.435	0.455	
		Stride efficiency (%)	53.44	54.25	50.57	50.84	54.54	55.08	53.86	56.32	55.24	55.75	59.06	53.79	
		Stride count	34.20	33.94	35.16	35.06	33.85	33.69	34.07	33.32	33.64	33.48	32.53	443.15	

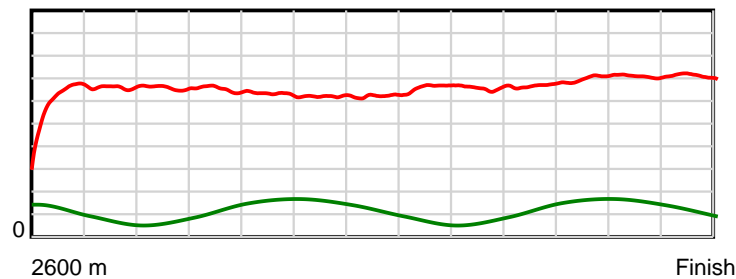
10 m Stride length



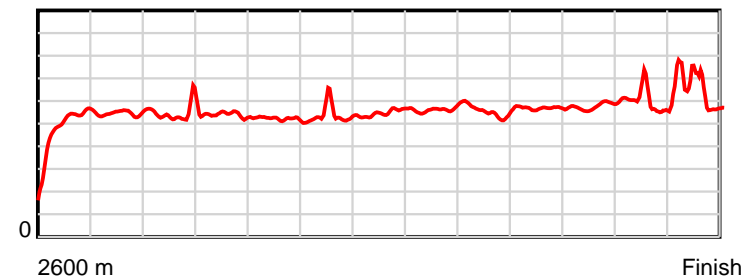
0.6 s Stride duration



20 m/sec Speed



100 % Stride efficiency



Note: Horizontal distance axis grid lines are 200m furlongs.

Disclaimer.

HRNZ and NZMTC and Thoroughbred Ratings Pty Ltd accepts no responsibility for the completeness or accuracy of any of the information contained herein, and makes no representations about its suitability for any particular purpose. Users should make their own judgements about those matters and/or seek independent advice. You assume all risks associated with use of the data provided on this page.



Race Results



July 31, 2020, Race 8, ADDINGTON CUP WEEK IS ON! HANDICAP TROT, Distance 2600m, Addington - Survey 3200m

Result	TAB no.	Horse (Barrier)	2600 to	2400m to
2nd	8	Dooff Your Cap (0)	2400m	2200m
		Position in running (margin)	-	3(3.7)
		Sectional time (s)	17.12	14.09
		Cumulative time (s)	201.77	184.65
		Speed (m/s)	11.68	14.19
		Stride length (m)	6.55	7.70
		Stride duration (s)	0.491	0.542
		Stride efficiency (%)	67.13	92.66
		Stride count	30.51	25.97

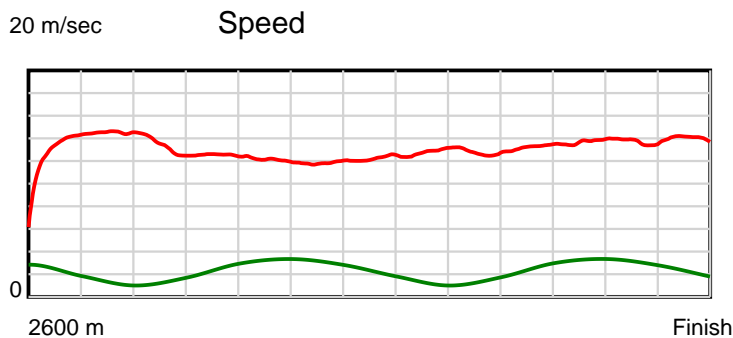
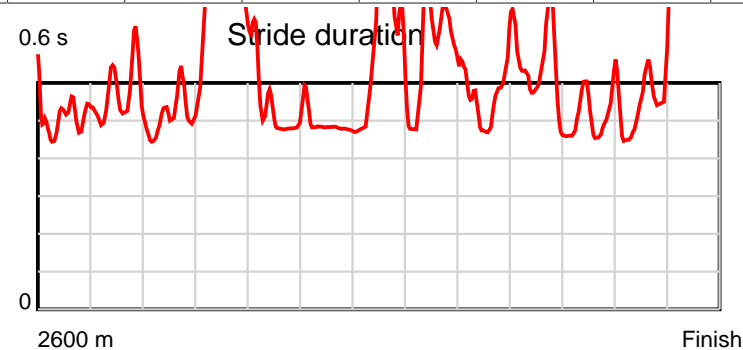
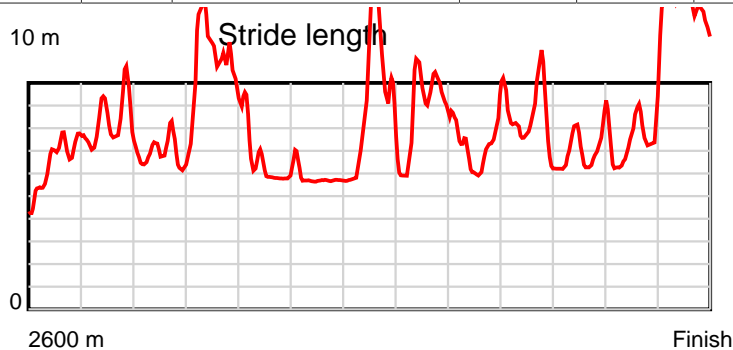
Disclaimer.

HRNZ and NZMTC and Thoroughbred Ratings Pty Ltd accepts no responsibility for the completeness or accuracy of any of the information contained herein, and makes no representations about its suitability for any particular purpose. Users should make their own judgements about those matters and/or seek independent advice. You assume all risks associated with use of the data provided on this page.

Race Results

July 31, 2020, Race 8, ADDINGTON CUP WEEK IS ON! HANDICAP TROT, Distance 2600m, Addington - Survey 3200m

Result	TAB no.	Horse (Barrier)	2200m to	2000m to	1800m to	1600m to	1400m to	1200m to	1000m to	800m to	600m to	400m to	200m to	Total or	Margin
2nd	8	Doff Your Cap (0)	2000m	1800m	1600m	1400m	1200m	1000m	800m	600m	400m	200m	WP	Average	
		Position in running (margin)	2(0.8)	1(0.0)	1(0.0)	1(0.0)	1(0.0)	1(0.0)	2(2.4)	2(1.9)	3(2.0)	2(0.8)		0.00	
		Sectional time (s)	15.07	16.00	16.53	16.95	16.26	15.55	15.57	15.07	14.70	14.57	14.29		
		Cumulative time (s)	170.56	155.49	139.49	122.96	106.01	89.75	74.20	58.63	43.56	28.86	14.29	3:21.77	
		Speed (m/s)	13.27	12.50	12.10	11.80	12.30	12.86	12.85	13.27	13.61	13.73	14.00	12.89	
		Stride length (m)	6.74	8.46	6.26	5.71	8.65	7.83	6.89	6.90	6.80	7.71	9.57	7.23	
		Stride duration (s)	0.508	0.677	0.517	0.484	0.703	0.609	0.537	0.519	0.500	0.561	0.684	0.561	
		Stride efficiency (%)	70.97	111.97	61.25	51.00	116.99	95.87	74.22	74.30	72.19	92.84	143.05	81.65	
		Stride count	29.68	23.63	31.95	35.01	23.11	25.53	29.02	29.00	29.42	25.95	20.90	359.68	



Note: Horizontal distance axis grid lines are 200m furlongs.

Disclaimer.

HRNZ and NZMTC and Thoroughbred Ratings Pty Ltd accepts no responsibility for the completeness or accuracy of any of the information contained herein, and makes no representations about its suitability for any particular purpose. Users should make their own judgements about those matters and/or seek independent advice. You assume all risks associated with use of the data provided on this page.



Race Results



July 31, 2020, Race 8, ADDINGTON CUP WEEK IS ON! HANDICAP TROT, Distance 2600m, Addington - Survey 3200m

Result	TAB no.	Horse (Barrier)	2600 to	2400m to
3rd	1	Count Eyre (4)	2400m	2200m
		Position in running (margin)	-	1(0.0)
		Sectional time (s)	16.45	14.57
		Cumulative time (s)	202.06	185.61
		Speed (m/s)	12.16	13.73
		Stride length (m)	5.54	6.44
		Stride duration (s)	0.456	0.469
		Stride efficiency (%)	48.03	64.78
		Stride count	36.08	31.06

Disclaimer.

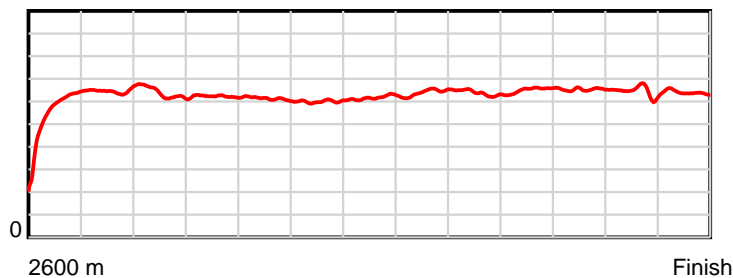
HRNZ and NZMTC and Thoroughbred Ratings Pty Ltd accepts no responsibility for the completeness or accuracy of any of the information contained herein, and makes no representations about its suitability for any particular purpose. Users should make their own judgements about those matters and/or seek independent advice. You assume all risks associated with use of the data provided on this page.

Race Results

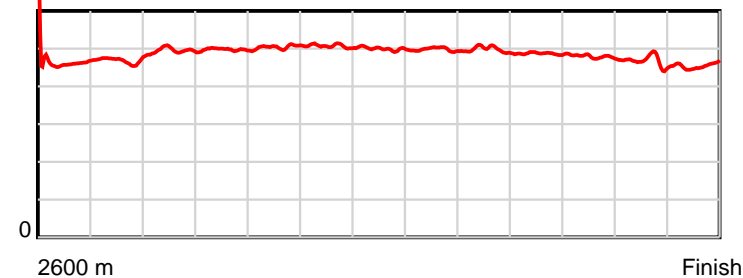
July 31, 2020, Race 8, ADDINGTON CUP WEEK IS ON! HANDICAP TROT, Distance 2600m, Addington - Survey 3200m

Result	TAB no.	Horse (Barrier)	2200m to	2000m to	1800m to	1600m to	1400m to	1200m to	1000m to	800m to	600m to	400m to	200m to	Total or	Margin
3rd	1	Count Eyre (4)	2000m	1800m	1600m	1400m	1200m	1000m	800m	600m	400m	200m	WP	Average	
		Position in running (margin)	1(0.0)	2(2.5)	2(1.8)	2(2.4)	2(2.2)	3(2.2)	4(4.8)	4(3.6)	5(3.6)	5(4.6)	5(3.6)		1.80
		Sectional time (s)	15.62	15.89	16.62	16.91	16.25	15.59	15.48	15.06	14.84	14.60	14.18		
		Cumulative time (s)	171.04	155.42	139.53	122.91	106.00	89.75	74.16	58.68	43.62	28.78	14.18	3:22.06	
		Speed (m/s)	12.80	12.59	12.03	11.83	12.31	12.83	12.92	13.28	13.48	13.70	14.10	12.87	
		Stride length (m)	6.34	6.26	6.07	5.99	6.15	6.39	6.43	6.47	6.45	6.38	6.43	6.25	
		Stride duration (s)	0.495	0.497	0.504	0.506	0.500	0.498	0.497	0.487	0.479	0.466	0.456	0.485	
		Stride efficiency (%)	62.80	61.18	57.52	56.07	59.09	63.72	64.53	65.36	65.06	63.68	64.61	60.95	
		Stride count	31.55	31.96	32.96	33.39	32.52	31.32	31.12	30.93	31.00	31.33	31.10	416.32	

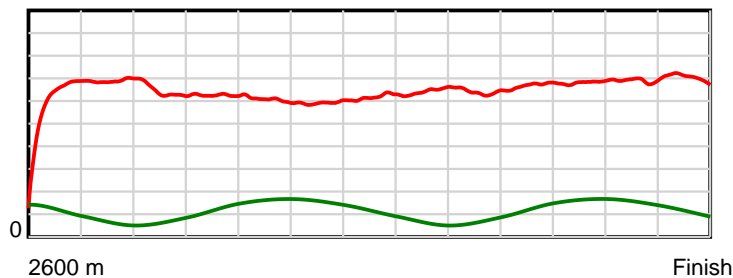
10 m Stride length



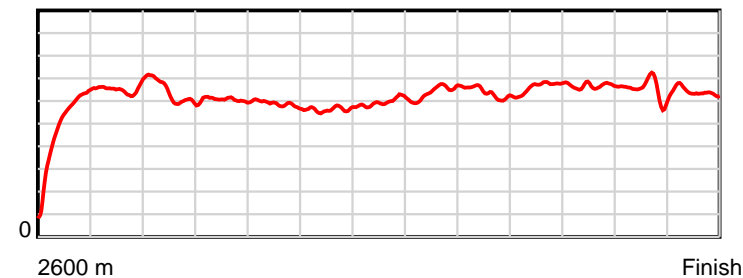
0.6 s Stride duration



20 m/sec Speed



100 % Stride efficiency



Note: Horizontal distance axis grid lines are 200m furlongs.

Disclaimer.

HRNZ and NZMTC and Thoroughbred Ratings Pty Ltd accepts no responsibility for the completeness or accuracy of any of the information contained herein, and makes no representations about its suitability for any particular purpose. Users should make their own judgements about those matters and/or seek independent advice. You assume all risks associated with use of the data provided on this page.



Race Results



July 31, 2020, Race 8, ADDINGTON CUP WEEK IS ON! HANDICAP TROT, Distance 2600m, Addington - Survey 3200m

Result	TAB no.	Horse (Barrier)	2600 to	2400m to
4th	10	Majestic Chevr... (2)	2400m	2200m
		Position in running (margin)	-	9(14.2)
		Sectional time (s)	18.93	15.45
		Cumulative time (s)	202.76	183.83
		Speed (m/s)	10.56	12.94
		Stride length (m)	5.51	6.02
		Stride duration (s)	0.436	0.465
		Stride efficiency (%)	47.37	56.59
		Stride count	36.32	33.24

Disclaimer.

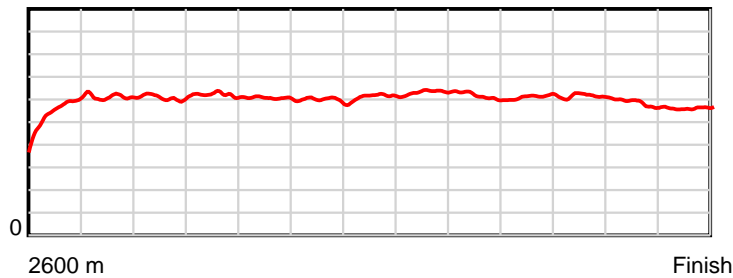
HRNZ and NZMTC and Thoroughbred Ratings Pty Ltd accepts no responsibility for the completeness or accuracy of any of the information contained herein, and makes no representations about its suitability for any particular purpose. Users should make their own judgements about those matters and/or seek independent advice. You assume all risks associated with use of the data provided on this page.

Race Results

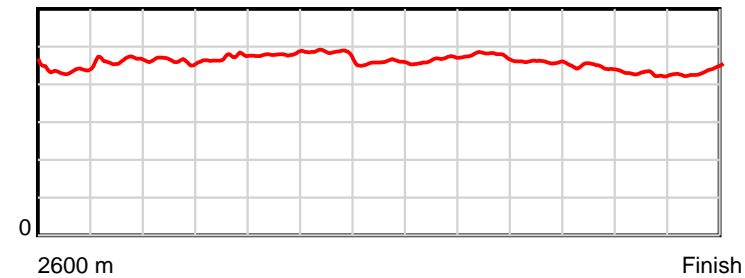
July 31, 2020, Race 8, ADDINGTON CUP WEEK IS ON! HANDICAP TROT, Distance 2600m, Addington - Survey 3200m

Result	TAB no.	Horse (Barrier)	2200m to	2000m to	1800m to	1600m to	1400m to	1200m to	1000m to	800m to	600m to	400m to	200m to	Total or	Margin
4th	10	Majestic Chevr... (2)	2000m	1800m	1600m	1400m	1200m	1000m	800m	600m	400m	200m	WP	Average	
		Position in running (margin)	9(19.5)	9(19.8)	9(15.2)	9(12.2)	9(9.0)	2(1.2)	1(0.0)	1(0.0)	1(0.0)	1(0.0)	1(0.0)		5.50
		Sectional time (s)	15.24	15.23	16.03	16.42	14.96	14.95	15.66	15.07	14.67	14.77	15.38		
		Cumulative time (s)	168.38	153.14	137.91	121.88	105.46	90.50	75.55	59.89	44.82	30.15	15.38	3:22.76	
		Speed (m/s)	13.12	13.13	12.48	12.18	13.37	13.38	12.77	13.27	13.63	13.54	13.00	12.82	
		Stride length (m)	6.06	6.18	5.98	5.88	6.12	6.23	6.09	6.10	6.08	5.78	5.66	5.97	
		Stride duration (s)	0.462	0.471	0.480	0.483	0.458	0.466	0.477	0.459	0.446	0.427	0.435	0.465	
		Stride efficiency (%)	57.36	59.72	55.95	54.00	58.57	60.61	57.90	58.09	57.78	52.27	49.97	55.66	
		Stride count	33.01	32.35	33.43	34.02	32.67	32.11	32.86	32.80	32.89	34.58	35.37	435.65	

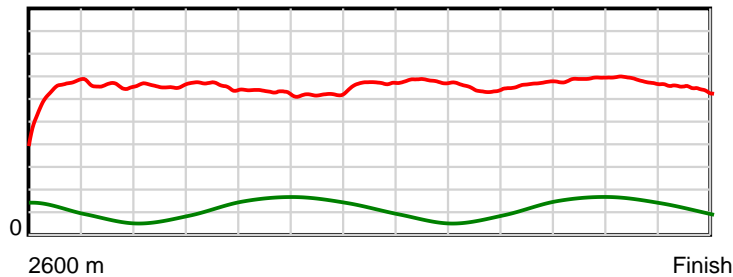
10 m Stride length



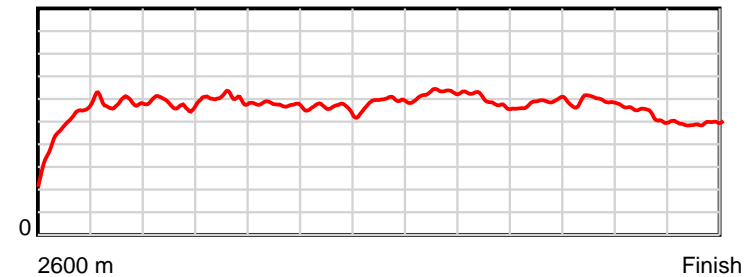
0.6 s Stride duration



20 m/sec Speed



100 % Stride efficiency



Note: Horizontal distance axis grid lines are 200m furlongs.

Disclaimer.

HRNZ and NZMTC and Thoroughbred Ratings Pty Ltd accepts no responsibility for the completeness or accuracy of any of the information contained herein, and makes no representations about its suitability for any particular purpose. Users should make their own judgements about those matters and/or seek independent advice. You assume all risks associated with use of the data provided on this page.



Race Results



July 31, 2020, Race 8, ADDINGTON CUP WEEK IS ON! HANDICAP TROT, Distance 2600m, Addington - Survey 3200m

Result	TAB no.	Horse (Barrier)	2600 to	2400m to
5th	5	Clyde (7)	2400m	2200m
		Position in running (margin)	-	8(12.6)
		Sectional time (s)	18.44	15.40
		Cumulative time (s)	202.90	184.46
		Speed (m/s)	10.84	12.99
		Stride length (m)	5.75	6.09
		Stride duration (s)	0.469	0.469
		Stride efficiency (%)	51.69	58.02
		Stride count	34.77	32.82

Disclaimer.

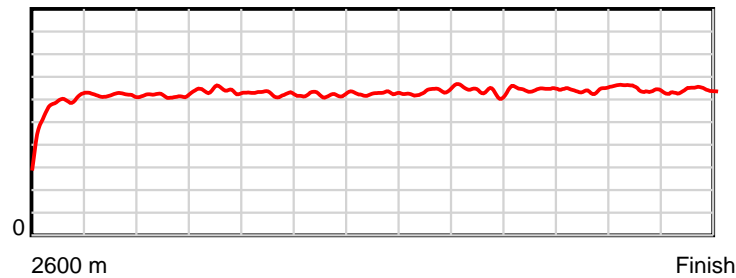
HRNZ and NZMTC and Thoroughbred Ratings Pty Ltd accepts no responsibility for the completeness or accuracy of any of the information contained herein, and makes no representations about its suitability for any particular purpose. Users should make their own judgements about those matters and/or seek independent advice. You assume all risks associated with use of the data provided on this page.

Race Results

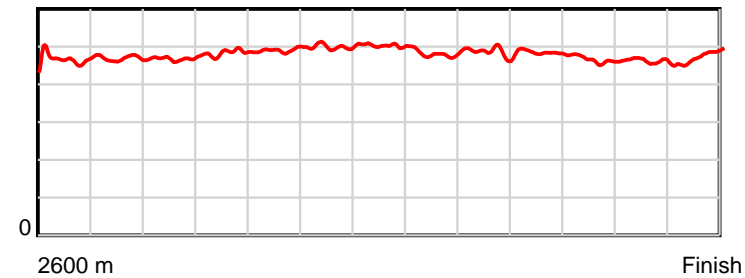
July 31, 2020, Race 8, ADDINGTON CUP WEEK IS ON! HANDICAP TROT, Distance 2600m, Addington - Survey 3200m

Result	TAB no.	Horse (Barrier)	2200m to	2000m to	1800m to	1600m to	1400m to	1200m to	1000m to	800m to	600m to	400m to	200m to	Total or	Margin
5th	5	Clyde (7)	2000m	1800m	1600m	1400m	1200m	1000m	800m	600m	400m	200m	WP	Average	
		Position in running (margin)	8(17.6)	8(17.3)	8(13.4)	8(10.3)	7(7.1)	8(6.4)	7(7.6)	7(5.5)	6(5.2)	6(5.5)	7(4.6)		6.20
		Sectional time (s)	15.15	15.34	16.02	16.42	16.14	15.36	15.32	15.02	14.72	14.60	14.97		
		Cumulative time (s)	169.06	153.91	138.57	122.55	106.13	89.99	74.63	59.31	44.29	29.57	14.97	3:22.90	
		Speed (m/s)	13.20	13.04	12.48	12.18	12.39	13.02	13.05	13.32	13.59	13.70	13.36	12.81	
		Stride length (m)	6.18	6.30	6.13	6.09	6.23	6.27	6.34	6.45	6.32	6.31	6.36	6.21	
		Stride duration (s)	0.468	0.483	0.491	0.500	0.502	0.481	0.485	0.484	0.465	0.461	0.476	0.485	
		Stride efficiency (%)	59.59	62.10	58.63	57.89	60.56	61.35	62.76	65.01	62.41	62.27	63.22	60.28	
		Stride count	32.39	31.73	32.65	32.86	32.13	31.92	31.56	31.01	31.65	31.68	31.44	418.61	

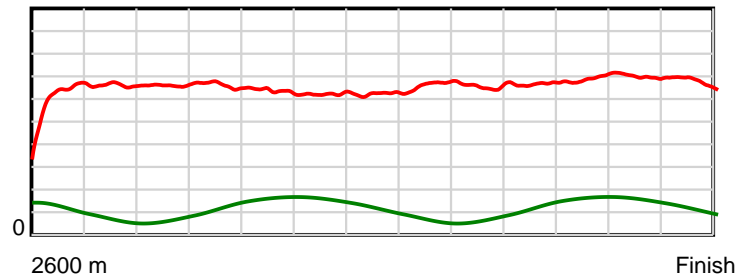
10 m Stride length



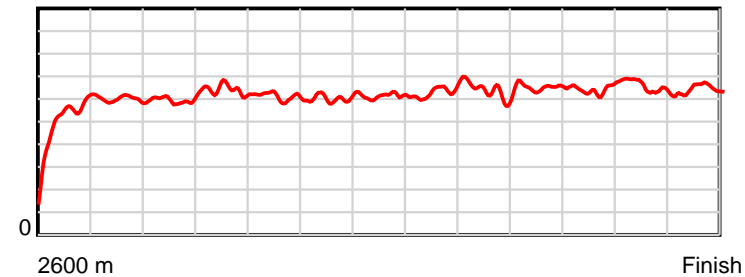
0.6 s Stride duration



20 m/sec Speed



100 % Stride efficiency



Note: Horizontal distance axis grid lines are 200m furlongs.

Disclaimer.

HRNZ and NZMTC and Thoroughbred Ratings Pty Ltd accepts no responsibility for the completeness or accuracy of any of the information contained herein, and makes no representations about its suitability for any particular purpose. Users should make their own judgements about those matters and/or seek independent advice. You assume all risks associated with use of the data provided on this page.



Race Results



July 31, 2020, Race 8, ADDINGTON CUP WEEK IS ON! HANDICAP TROT, Distance 2600m, Addington - Survey 3200m

Result	TAB no.	Horse (Barrier)	2600 to	2400m to
6th	9	Call Me Troubl... (1)	2400m	2200m
		Position in running (margin)	-	6(7.8)
		Sectional time (s)	17.86	15.39
		Cumulative time (s)	203.01	185.15
		Speed (m/s)	11.20	13.00
		Stride length (m)	5.70	6.07
		Stride duration (s)	0.454	0.467
		Stride efficiency (%)	50.79	57.52
		Stride count	35.08	32.96

Disclaimer.

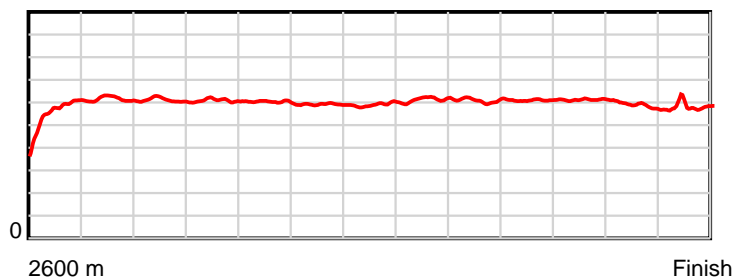
HRNZ and NZMTC and Thoroughbred Ratings Pty Ltd accepts no responsibility for the completeness or accuracy of any of the information contained herein, and makes no representations about its suitability for any particular purpose. Users should make their own judgements about those matters and/or seek independent advice. You assume all risks associated with use of the data provided on this page.

Race Results

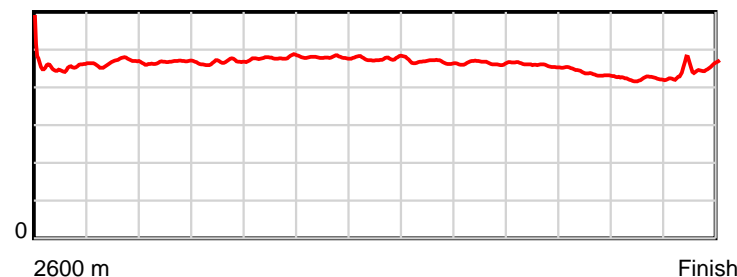
July 31, 2020, Race 8, ADDINGTON CUP WEEK IS ON! HANDICAP TROT, Distance 2600m, Addington - Survey 3200m

Result	TAB no.	Horse (Barrier)	2200m to	2000m to	1800m to	1600m to	1400m to	1200m to	1000m to	800m to	600m to	400m to	200m to	Total or	Margin
6th	9	Call Me Troubl... (1)	2000m	1800m	1600m	1400m	1200m	1000m	800m	600m	400m	200m	WP	Average	
		Position in running (margin)	6(12.7)	6(13.0)	6(9.0)	5(6.3)	3(3.2)	4(2.4)	3(3.6)	3(2.0)	3(1.9)	2(1.4)	3(1.1)		6.80
		Sectional time (s)	15.26	15.34	16.08	16.43	16.13	15.36	15.40	15.04	14.58	14.72	15.42		
		Cumulative time (s)	169.76	154.50	139.16	123.08	106.65	90.52	75.16	59.76	44.72	30.14	15.42	3:23.01	
		Speed (m/s)	13.11	13.04	12.44	12.17	12.40	13.02	12.99	13.30	13.72	13.59	12.97	12.81	
		Stride length (m)	6.12	6.08	5.96	5.83	5.91	6.08	6.04	6.10	6.00	5.74	5.83	5.96	
		Stride duration (s)	0.467	0.467	0.479	0.479	0.477	0.467	0.465	0.459	0.437	0.422	0.450	0.465	
		Stride efficiency (%)	58.54	57.84	55.43	53.19	54.62	57.78	56.93	58.14	56.25	51.47	53.14	55.42	
		Stride count	32.68	32.87	33.58	34.28	33.83	32.89	33.13	32.79	33.34	34.85	34.30	436.58	

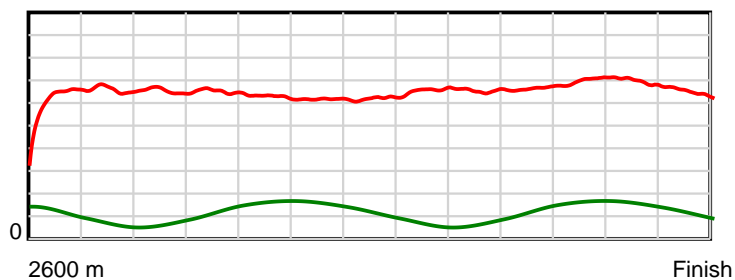
10 m Stride length



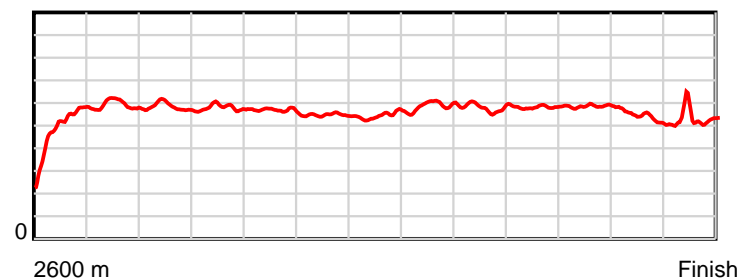
0.6 s Stride duration



20 m/sec Speed



100 % Stride efficiency



Note: Horizontal distance axis grid lines are 200m furlongs.

Disclaimer.

HRNZ and NZMTC and Thoroughbred Ratings Pty Ltd accepts no responsibility for the completeness or accuracy of any of the information contained herein, and makes no representations about its suitability for any particular purpose. Users should make their own judgements about those matters and/or seek independent advice. You assume all risks associated with use of the data provided on this page.



Race Results



July 31, 2020, Race 8, ADDINGTON CUP WEEK IS ON! HANDICAP TROT, Distance 2600m, Addington - Survey 3200m

Result	TAB no.	Horse (Barrier)	2600 to	2400m to
7th	4	Prince Teka (5)	2400m	2200m
		Position in running (margin)	-	2(3.2)
		Sectional time (s)	16.99	14.34
		Cumulative time (s)	203.14	186.15
		Speed (m/s)	11.77	13.95
		Stride length (m)	5.67	6.15
		Stride duration (s)	0.435	0.441
		Stride efficiency (%)	50.32	59.16
		Stride count	35.24	32.50

Disclaimer.

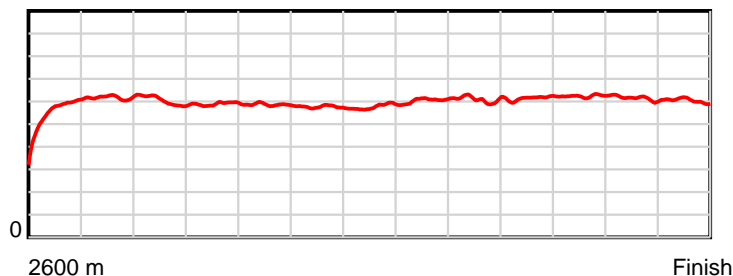
HRNZ and NZMTC and Thoroughbred Ratings Pty Ltd accepts no responsibility for the completeness or accuracy of any of the information contained herein, and makes no representations about its suitability for any particular purpose. Users should make their own judgements about those matters and/or seek independent advice. You assume all risks associated with use of the data provided on this page.

Race Results

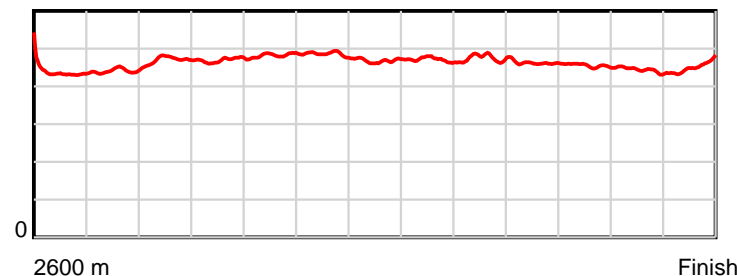
July 31, 2020, Race 8, ADDINGTON CUP WEEK IS ON! HANDICAP TROT, Distance 2600m, Addington - Survey 3200m

Result	TAB no.	Horse (Barrier)	2200m to	2000m to	1800m to	1600m to	1400m to	1200m to	1000m to	800m to	600m to	400m to	200m to	Total or	Margin
7th	4	Prince Teka (5)	2000m	1800m	1600m	1400m	1200m	1000m	800m	600m	400m	200m	WP	Average	
		Position in running (margin)	3(1.9)	3(4.1)	3(3.9)	3(3.6)	4(4.0)	5(3.7)	6(6.2)	6(5.4)	7(5.6)	7(5.6)	6(4.5)		7.50
		Sectional time (s)	15.58	15.96	16.49	17.01	16.20	15.57	15.54	15.09	14.68	14.58	15.11		
		Cumulative time (s)	171.81	156.23	140.27	123.78	106.77	90.57	75.00	59.46	44.37	29.69	15.11	3:23.14	
		Speed (m/s)	12.84	12.53	12.13	11.76	12.35	12.85	12.87	13.25	13.62	13.72	13.24	12.80	
		Stride length (m)	6.04	5.89	5.85	5.71	5.78	6.05	6.11	6.13	6.20	6.09	5.99	5.97	
		Stride duration (s)	0.470	0.470	0.482	0.486	0.468	0.471	0.475	0.462	0.455	0.444	0.453	0.466	
		Stride efficiency (%)	56.96	54.16	53.42	50.90	52.20	57.17	58.32	58.63	60.06	57.94	56.15	55.67	
		Stride count	33.13	33.97	34.21	35.04	34.60	33.07	32.74	32.65	32.26	32.85	33.36	435.62	

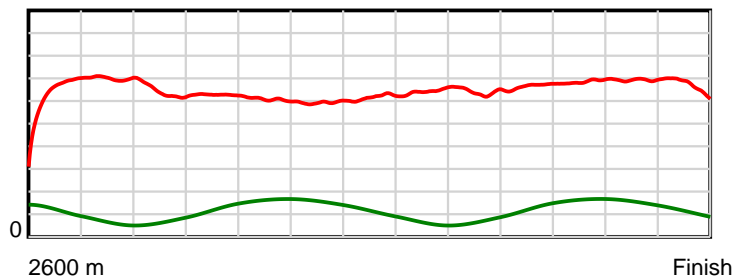
10 m Stride length



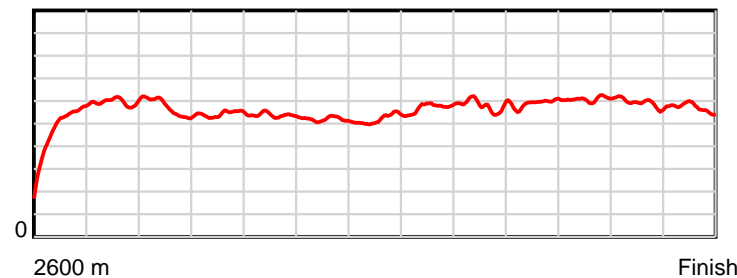
0.6 s Stride duration



20 m/sec Speed



100 % Stride efficiency



Note: Horizontal distance axis grid lines are 200m furlongs.

Disclaimer.

HRNZ and NZMTC and Thoroughbred Ratings Pty Ltd accepts no responsibility for the completeness or accuracy of any of the information contained herein, and makes no representations about its suitability for any particular purpose. Users should make their own judgements about those matters and/or seek independent advice. You assume all risks associated with use of the data provided on this page.



Race Results



July 31, 2020, Race 8, ADDINGTON CUP WEEK IS ON! HANDICAP TROT, Distance 2600m, Addington - Survey 3200m

Result	TAB no.	Horse (Barrier)	2600 to	2400m to
8th	2	Missucci (6)	2400m	2200m
		Position in running (margin)	-	4(6.4)
		Sectional time (s)	17.67	15.33
		Cumulative time (s)	203.23	185.56
		Speed (m/s)	11.32	13.05
		Stride length (m)	5.51	6.05
		Stride duration (s)	0.467	0.464
		Stride efficiency (%)	47.40	57.17
		Stride count	36.31	33.07

Disclaimer.

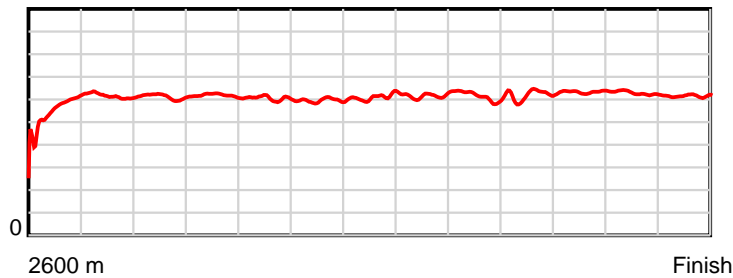
HRNZ and NZMTC and Thoroughbred Ratings Pty Ltd accepts no responsibility for the completeness or accuracy of any of the information contained herein, and makes no representations about its suitability for any particular purpose. Users should make their own judgements about those matters and/or seek independent advice. You assume all risks associated with use of the data provided on this page.

Race Results

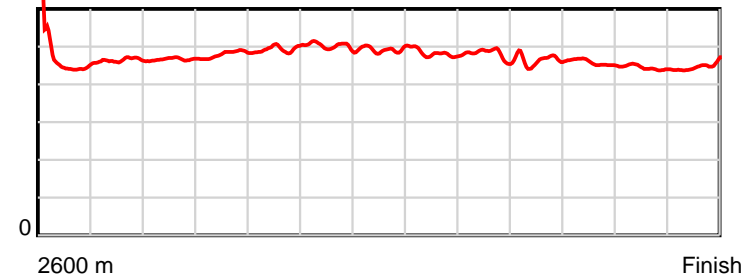
July 31, 2020, Race 8, ADDINGTON CUP WEEK IS ON! HANDICAP TROT, Distance 2600m, Addington - Survey 3200m

Result	TAB no.	Horse (Barrier)	2200m to	2000m to	1800m to	1600m to	1400m to	1200m to	1000m to	800m to	600m to	400m to	200m to	Total or	Margin
8th	2	Missucci (6)	2000m	1800m	1600m	1400m	1200m	1000m	800m	600m	400m	200m	WP	Average	
		Position in running (margin)	5(11.0)	5(11.1)	5(8.5)	6(7.9)	8(8.3)	9(8.1)	10(10.1)	10(9.3)	10(9.0)	10(9.6)	10(7.9)		8.00
		Sectional time (s)	15.23	15.56	16.43	17.01	16.23	15.49	15.54	15.01	14.77	14.47	14.49		
		Cumulative time (s)	170.23	155.00	139.44	123.01	106.00	89.77	74.28	58.74	43.73	28.96	14.49	3:23.23	
		Speed (m/s)	13.13	12.85	12.17	11.76	12.32	12.91	12.87	13.32	13.54	13.82	13.80	12.79	
		Stride length (m)	6.13	6.16	6.01	5.90	6.08	6.22	6.18	6.20	6.19	6.13	6.19	6.07	
		Stride duration (s)	0.467	0.480	0.494	0.501	0.493	0.481	0.480	0.465	0.457	0.444	0.449	0.474	
		Stride efficiency (%)	58.70	59.37	56.45	54.34	57.78	60.37	59.63	60.06	59.92	58.80	59.97	57.52	
		Stride count	32.63	32.45	33.28	33.92	32.89	32.18	32.38	32.26	32.30	32.60	32.28	428.55	

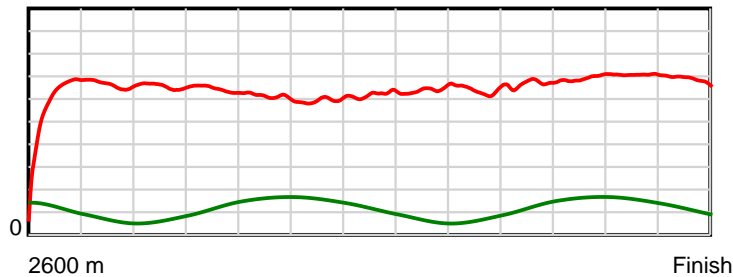
10 m Stride length



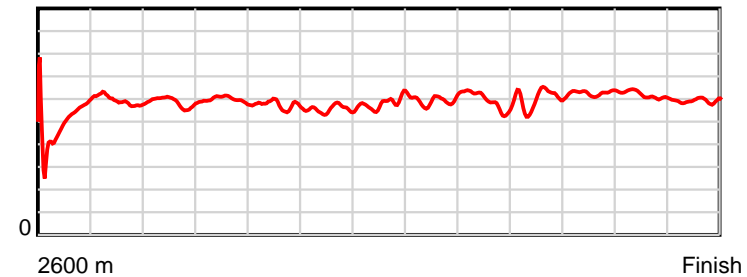
0.5 s Stride duration



20 m/sec Speed



100 % Stride efficiency



Note: Horizontal distance axis grid lines are 200m furlongs.

Disclaimer.

HRNZ and NZMTC and Thoroughbred Ratings Pty Ltd accepts no responsibility for the completeness or accuracy of any of the information contained herein, and makes no representations about its suitability for any particular purpose. Users should make their own judgements about those matters and/or seek independent advice. You assume all risks associated with use of the data provided on this page.



Race Results



July 31, 2020, Race 8, ADDINGTON CUP WEEK IS ON! HANDICAP TROT, Distance 2600m, Addington - Survey 3200m

Result	TAB no.	Horse (Barrier)	2600 to	2400m to
9th	6	Monrika (8)	2400m	2200m
		Position in running (margin)	-	10(15.8)
		Sectional time (s)	19.23	15.49
		Cumulative time (s)	203.40	184.17
		Speed (m/s)	10.40	12.91
		Stride length (m)	5.69	6.34
		Stride duration (s)	0.464	0.491
		Stride efficiency (%)	50.65	62.77
		Stride count	35.13	31.56

Disclaimer.

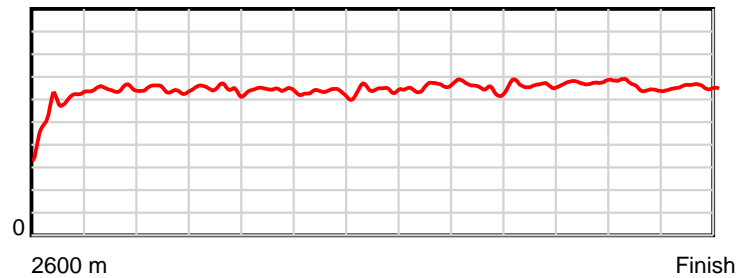
HRNZ and NZMTC and Thoroughbred Ratings Pty Ltd accepts no responsibility for the completeness or accuracy of any of the information contained herein, and makes no representations about its suitability for any particular purpose. Users should make their own judgements about those matters and/or seek independent advice. You assume all risks associated with use of the data provided on this page.

Race Results

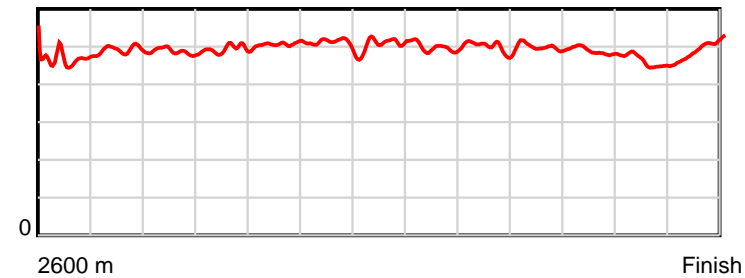
July 31, 2020, Race 8, ADDINGTON CUP WEEK IS ON! HANDICAP TROT, Distance 2600m, Addington - Survey 3200m

Result	TAB no.	Horse (Barrier)	2200m to	2000m to	1800m to	1600m to	1400m to	1200m to	1000m to	800m to	600m to	400m to	200m to	Total or	Margin
9th	6	Monrika (8)	2000m	1800m	1600m	1400m	1200m	1000m	800m	600m	400m	200m	WP	Average	
		Position in running (margin)	10(21.3)	10(21.5)	10(17.0)	10(13.9)	10(10.6)	10(8.2)	9(8.9)	9(7.7)	9(7.4)	8(7.1)	8(5.1)		8.80
		Sectional time (s)	15.24	15.24	16.01	16.40	15.86	15.27	15.47	15.02	14.62	14.43	15.12		
		Cumulative time (s)	168.68	153.44	138.20	122.19	105.79	89.93	74.66	59.19	44.17	29.55	15.12	3:23.40	
		Speed (m/s)	13.12	13.12	12.49	12.20	12.61	13.10	12.93	13.32	13.68	13.86	13.23	12.78	
		Stride length (m)	6.39	6.47	6.33	6.19	6.42	6.52	6.45	6.64	6.66	6.36	6.59	6.38	
		Stride duration (s)	0.487	0.493	0.507	0.507	0.509	0.497	0.499	0.499	0.487	0.459	0.498	0.499	
		Stride efficiency (%)	63.80	65.51	62.69	59.82	64.39	66.36	65.02	68.86	69.26	63.19	67.89	63.58	
		Stride count	31.30	30.89	31.58	32.33	31.16	30.69	31.00	30.13	30.04	31.45	30.34	407.60	

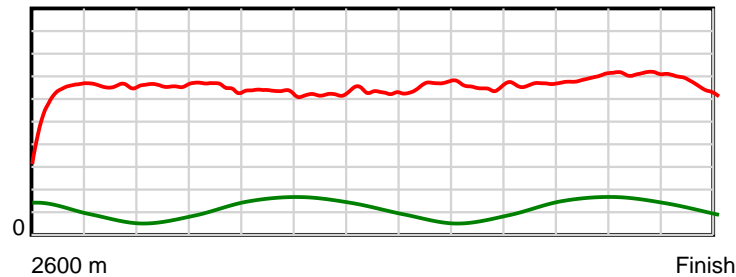
10 m Stride length



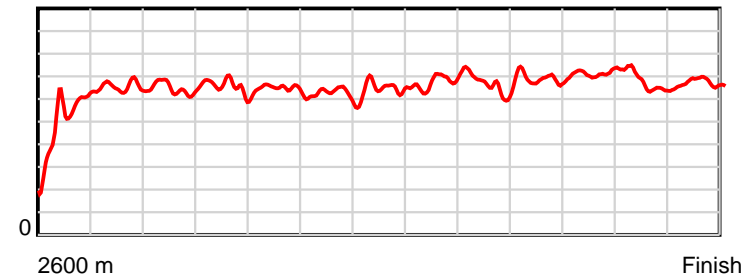
0.6 s Stride duration



20 m/sec Speed



100 % Stride efficiency



Note: Horizontal distance axis grid lines are 200m furlongs.

Disclaimer.

HRNZ and NZMTC and Thoroughbred Ratings Pty Ltd accepts no responsibility for the completeness or accuracy of any of the information contained herein, and makes no representations about its suitability for any particular purpose. Users should make their own judgements about those matters and/or seek independent advice. You assume all risks associated with use of the data provided on this page.



Race Results



July 31, 2020, Race 8, ADDINGTON CUP WEEK IS ON! HANDICAP TROT, Distance 2600m, Addington - Survey 3200m

Result	TAB no.	Horse (Barrier)	2600 to	2400m to
10th	3	She's Allthe C... (3)	2400m	2200m
		Position in running (margin)	-	5(6.8)
		Sectional time (s)	17.42	14.49
		Cumulative time (s)	203.44	186.02
		Speed (m/s)	11.48	13.80
		Stride length (m)	5.70	6.13
		Stride duration (s)	0.448	0.444
		Stride efficiency (%)	50.77	58.65
		Stride count	35.09	32.64

Disclaimer.

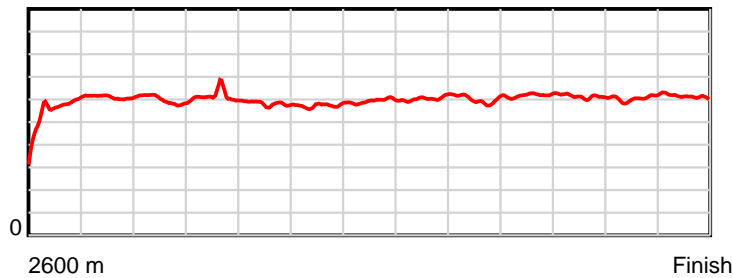
HRNZ and NZMTC and Thoroughbred Ratings Pty Ltd accepts no responsibility for the completeness or accuracy of any of the information contained herein, and makes no representations about its suitability for any particular purpose. Users should make their own judgements about those matters and/or seek independent advice. You assume all risks associated with use of the data provided on this page.

Race Results

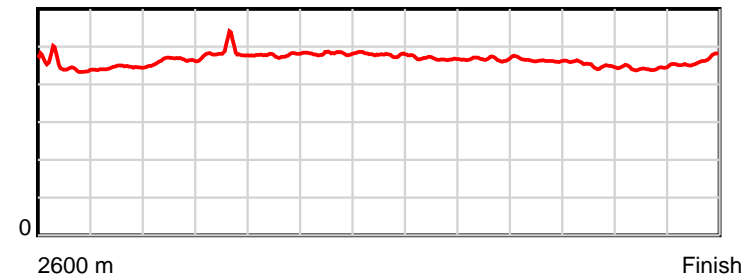
July 31, 2020, Race 8, ADDINGTON CUP WEEK IS ON! HANDICAP TROT, Distance 2600m, Addington - Survey 3200m

Result	TAB no.	Horse (Barrier)	2200m to	2000m to	1800m to	1600m to	1400m to	1200m to	1000m to	800m to	600m to	400m to	200m to	Total or	Margin
10th	3	She's Allthe C... (3)	2000m	1800m	1600m	1400m	1200m	1000m	800m	600m	400m	200m	WP	Average	
		Position in running (margin)	4(6.3)	4(7.1)	4(6.1)	4(6.2)	6(6.4)	7(6.2)	8(8.0)	8(7.2)	8(7.1)	9(7.9)	9(6.7)		9.10
		Sectional time (s)	15.34	15.84	16.54	16.99	16.21	15.47	15.52	15.06	14.80	14.57	15.19		
		Cumulative time (s)	171.53	156.19	140.35	123.81	106.82	90.61	75.14	59.62	44.56	29.76	15.19	3:23.44	
		Speed (m/s)	13.04	12.63	12.09	11.77	12.34	12.93	12.89	13.28	13.51	13.73	13.17	12.78	
		Stride length (m)	6.03	6.10	5.78	5.66	5.91	6.06	6.02	6.16	6.10	6.08	6.09	5.98	
		Stride duration (s)	0.463	0.483	0.478	0.481	0.479	0.469	0.467	0.464	0.452	0.443	0.462	0.468	
		Stride efficiency (%)	56.91	58.19	52.13	50.07	54.55	57.39	56.58	59.37	58.21	57.82	57.88	55.92	
		Stride count	33.14	32.77	34.63	35.33	33.85	33.00	33.24	32.45	32.77	32.88	32.86	434.65	

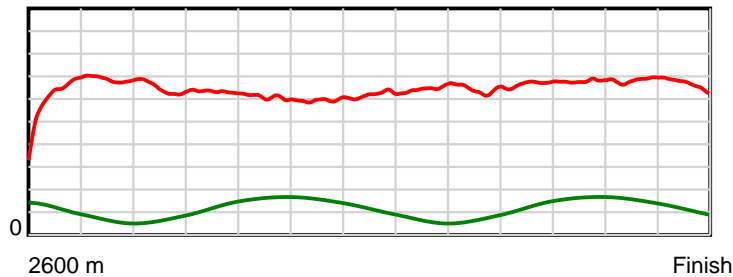
10 m Stride length



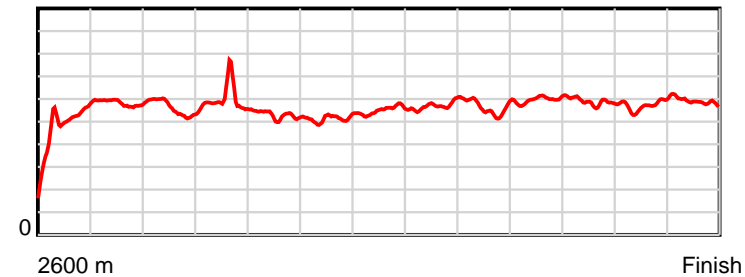
0.6 s Stride duration



20 m/sec Speed



100 % Stride efficiency



Note: Horizontal distance axis grid lines are 200m furlongs.

Disclaimer.

HRNZ and NZMTC and Thoroughbred Ratings Pty Ltd accepts no responsibility for the completeness or accuracy of any of the information contained herein, and makes no representations about its suitability for any particular purpose. Users should make their own judgements about those matters and/or seek independent advice. You assume all risks associated with use of the data provided on this page.