



Race Results

NZ Metropolitan Trotting Club Inc, HRNZ, April 03, 2021

Compilation date: April 3, 2021, 5:31:01 PM (NZDT)

Copyright © 2021 HRNZ and NZMTC. All rights reserved.

Trademarks.

StrideMASTER is a registered trademark of Thoroughbred Ratings Pty Ltd.

Disclaimer.

HRNZ and NZMTC and Thoroughbred Ratings Pty Ltd accepts no responsibility for the completeness or accuracy of any of the information contained herein, and makes no representations about its suitability for any particular purpose. Users should make their own judgements about those matters and/or seek independent advice. You assume all risks associated with use of the data provided on this page.



Race Results



April 03, 2021, Race 1, SPECTATORS \$15 DAILY DEALS TROT, Distance 2600m, Addington - Survey 3200m

Result	TAB no.	Horse (Barrier)	2600 to	2400m to
1st	6	Royal Pride (8)	2400m	2200m
		Position in running (margin)	-	5(6.8)
		Sectional time (s)	17.49	14.98
		Cumulative time (s)	200.87	183.38
		Speed (m/s)	11.43	13.35
		Stride length (m)	5.50	6.12
		Stride duration (s)	0.459	0.458
		Stride efficiency (%)	47.24	58.49
		Stride count	36.38	32.69

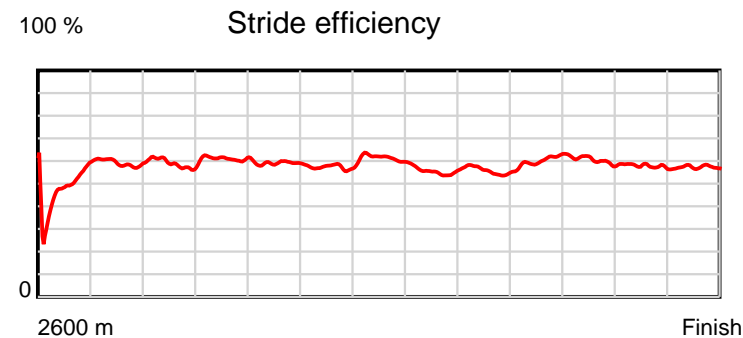
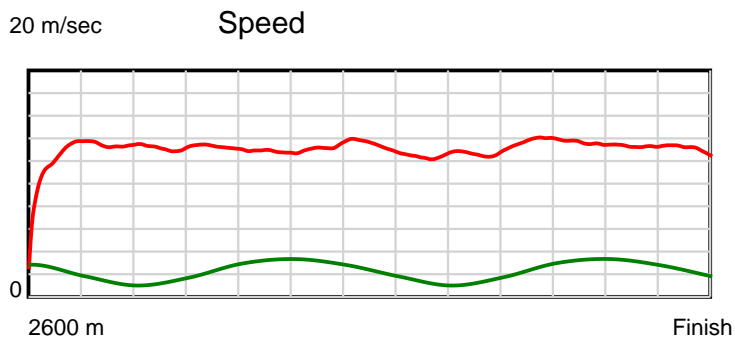
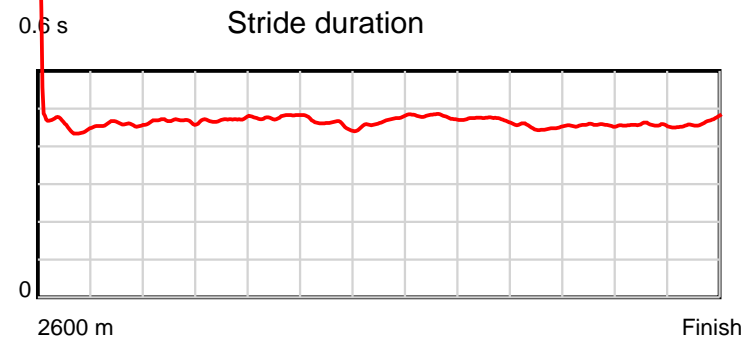
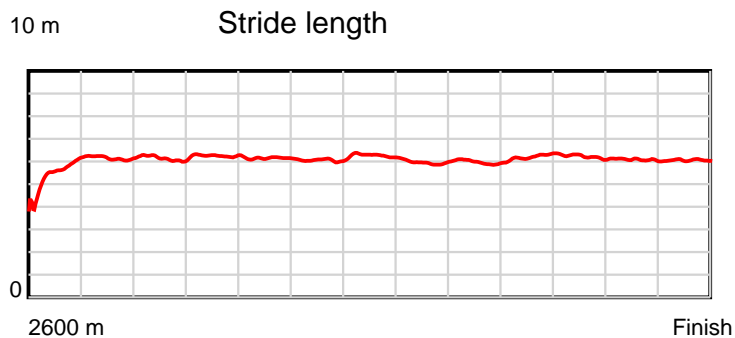
Disclaimer.

HRNZ and NZMTC and Thoroughbred Ratings Pty Ltd accepts no responsibility for the completeness or accuracy of any of the information contained herein, and makes no representations about its suitability for any particular purpose. Users should make their own judgements about those matters and/or seek independent advice. You assume all risks associated with use of the data provided on this page.

Race Results

April 03, 2021, Race 1, SPECTATORS \$15 DAILY DEALS TROT, Distance 2600m, Addington - Survey 3200m

Result	TAB no.	Horse (Barrier)	2200m to	2000m to	1800m to	1600m to	1400m to	1200m to	1000m to	800m to	600m to	400m to	200m to	Total or	Margin
1st	6	Royal Pride (8)	2000m	1800m	1600m	1400m	1200m	1000m	800m	600m	400m	200m	WP	Average	
		Position in running (margin)	5(8.4)	6(8.4)	6(7.4)	5(5.6)	3(1.7)	1(0.0)	1(0.0)	1(0.0)	1(0.0)	1(0.0)	1(0.0)		0.00
		Sectional time (s)	15.45	15.14	15.77	15.31	14.95	16.16	15.96	14.44	14.82	14.88	15.52		
		Cumulative time (s)	168.40	152.95	137.81	122.04	106.73	91.78	75.62	59.66	45.22	30.40	15.52	3:20.87	
		Speed (m/s)	12.94	13.21	12.68	13.06	13.38	12.38	12.53	13.85	13.50	13.44	12.89	12.94	
		Stride length (m)	6.05	6.23	6.07	5.99	6.26	5.93	5.91	6.24	6.15	6.14	5.99	6.04	
		Stride duration (s)	0.467	0.472	0.478	0.459	0.468	0.479	0.471	0.451	0.456	0.456	0.465	0.466	
		Stride efficiency (%)	57.12	60.65	57.48	56.08	61.32	54.87	54.53	60.89	59.16	58.83	55.99	56.94	
		Stride count	33.08	32.10	32.98	33.39	31.93	33.75	33.86	32.04	32.50	32.60	33.41	430.71	



Note: Horizontal distance axis grid lines are 200m furlongs.

Disclaimer.

HRNZ and NZMTC and Thoroughbred Ratings Pty Ltd accepts no responsibility for the completeness or accuracy of any of the information contained herein, and makes no representations about its suitability for any particular purpose. Users should make their own judgements about those matters and/or seek independent advice. You assume all risks associated with use of the data provided on this page.



Race Results



April 03, 2021, Race 1, SPECTATORS \$15 DAILY DEALS TROT, Distance 2600m, Addington - Survey 3200m

Result	TAB no.	Horse (Barrier)	2600 to	2400m to
2nd	4	Show Me The Gr... (6)	2400m	2200m
		Position in running (margin)	-	2(0.2)
		Sectional time (s)	16.69	14.66
		Cumulative time (s)	201.64	184.95
		Speed (m/s)	11.98	13.64
		Stride length (m)	5.48	6.11
		Stride duration (s)	0.436	0.448
		Stride efficiency (%)	46.93	58.41
		Stride count	36.49	32.71

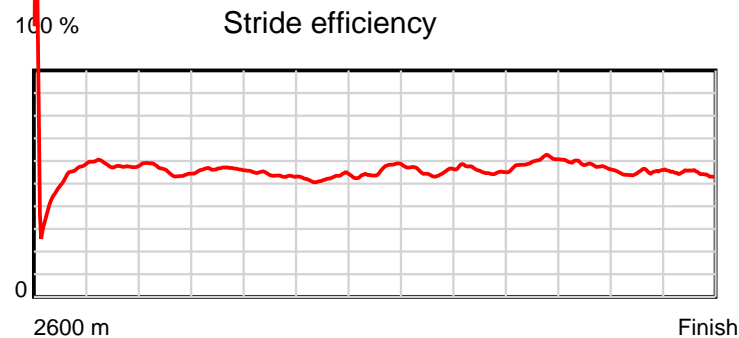
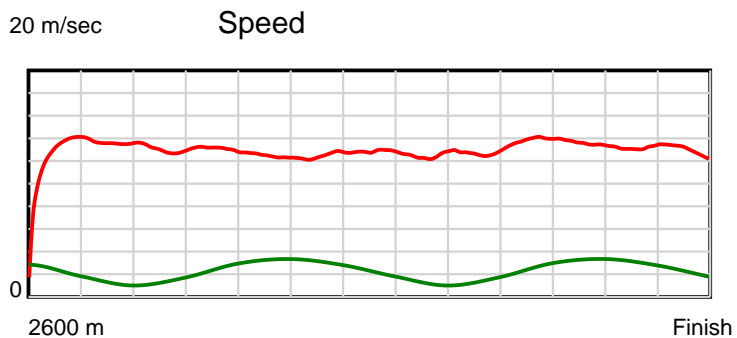
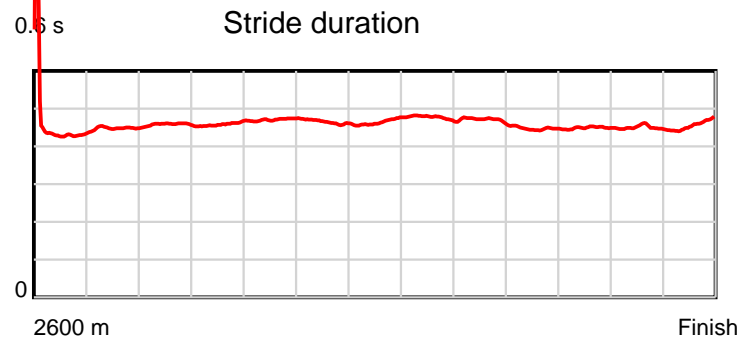
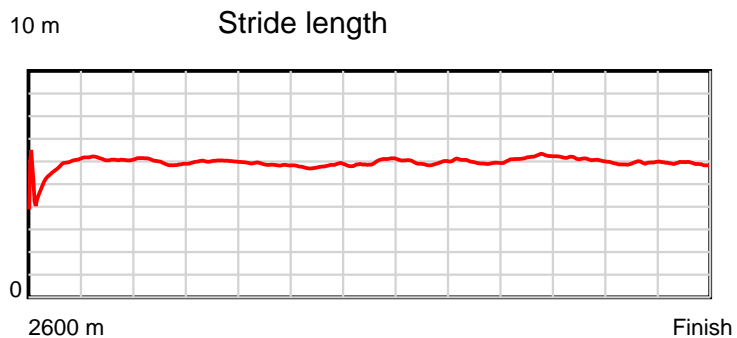
Disclaimer.

HRNZ and NZMTC and Thoroughbred Ratings Pty Ltd accepts no responsibility for the completeness or accuracy of any of the information contained herein, and makes no representations about its suitability for any particular purpose. Users should make their own judgements about those matters and/or seek independent advice. You assume all risks associated with use of the data provided on this page.

Race Results

April 03, 2021, Race 1, SPECTATORS \$15 DAILY DEALS TROT, Distance 2600m, Addington - Survey 3200m

Result	TAB no.	Horse (Barrier)	2200m to	2000m to	1800m to	1600m to	1400m to	1200m to	1000m to	800m to	600m to	400m to	200m to	Total or	Margin
2nd	4	Show Me The Gr... (6)	2000m	1800m	1600m	1400m	1200m	1000m	800m	600m	400m	200m	WP	Average	
		Position in running (margin)	1(0.0)	1(0.0)	1(0.0)	1(0.0)	1(0.0)	2(2.4)	3(2.1)	3(1.9)	3(2.4)	3(2.0)	3(3.2)		4.30
		Sectional time (s)	15.45	15.32	16.05	15.97	15.63	16.11	15.93	14.52	14.76	15.07	15.48		
		Cumulative time (s)	170.29	154.84	139.52	123.47	107.50	91.87	75.76	59.83	45.31	30.55	15.48	3:21.64	
		Speed (m/s)	12.94	13.05	12.46	12.52	12.80	12.41	12.55	13.77	13.55	13.27	12.92	12.89	
		Stride length (m)	5.93	5.99	5.87	5.82	5.94	5.92	5.91	6.16	6.09	5.96	5.91	5.93	
		Stride duration (s)	0.458	0.459	0.471	0.465	0.464	0.477	0.471	0.448	0.449	0.450	0.458	0.460	
		Stride efficiency (%)	55.02	56.00	53.76	53.01	55.07	54.76	54.57	59.39	57.86	55.59	54.67	54.88	
		Stride count	33.71	33.41	34.10	34.34	33.69	33.79	33.84	32.44	32.87	33.53	33.81	438.73	



Note: Horizontal distance axis grid lines are 200m furlongs.

Disclaimer.

HRNZ and NZMTC and Thoroughbred Ratings Pty Ltd accepts no responsibility for the completeness or accuracy of any of the information contained herein, and makes no representations about its suitability for any particular purpose. Users should make their own judgements about those matters and/or seek independent advice. You assume all risks associated with use of the data provided on this page.



Race Results



April 03, 2021, Race 1, SPECTATORS \$15 DAILY DEALS TROT, Distance 2600m, Addington - Survey 3200m

Result	TAB no.	Horse (Barrier)	2600 to	2400m to
3rd	5	Franco Jorik (7)	2400m	2200m
		Position in running (margin)	-	7(9.9)
		Sectional time (s)	18.31	14.84
		Cumulative time (s)	201.85	183.54
		Speed (m/s)	10.92	13.48
		Stride length (m)	5.41	6.16
		Stride duration (s)	0.463	0.457
		Stride efficiency (%)	45.70	59.22
		Stride count	36.98	32.49

Disclaimer.

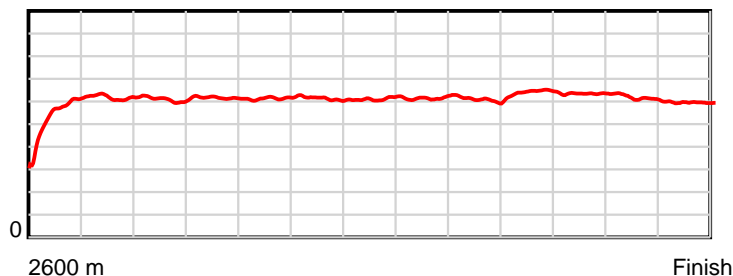
HRNZ and NZMTC and Thoroughbred Ratings Pty Ltd accepts no responsibility for the completeness or accuracy of any of the information contained herein, and makes no representations about its suitability for any particular purpose. Users should make their own judgements about those matters and/or seek independent advice. You assume all risks associated with use of the data provided on this page.

Race Results

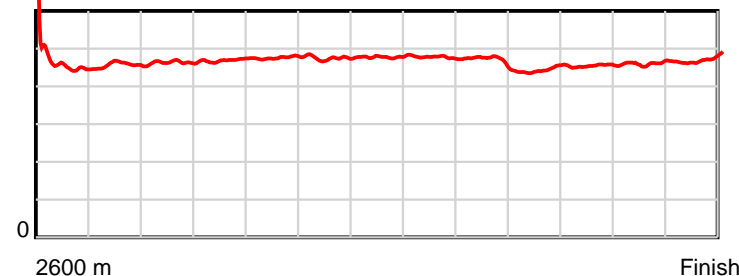
April 03, 2021, Race 1, SPECTATORS \$15 DAILY DEALS TROT, Distance 2600m, Addington - Survey 3200m

Result	TAB no.	Horse (Barrier)	2200m to	2000m to	1800m to	1600m to	1400m to	1200m to	1000m to	800m to	600m to	400m to	200m to	Total or	Margin
3rd	5	Franco Jorik (7)	2000m	1800m	1600m	1400m	1200m	1000m	800m	600m	400m	200m	WP	Average	
		Position in running (margin)	7(10.7)	7(10.6)	7(9.4)	7(7.9)	6(5.5)	6(8.0)	6(5.1)	6(4.2)	2(0.9)	2(0.3)	2(2.1)		5.40
		Sectional time (s)	15.44	15.11	15.80	15.58	15.65	15.67	15.81	13.90	14.70	15.18	15.86		
		Cumulative time (s)	168.70	153.26	138.15	122.35	106.77	91.12	75.45	59.64	45.74	31.04	15.86	3:21.85	
		Speed (m/s)	12.95	13.24	12.66	12.84	12.78	12.76	12.65	14.39	13.61	13.18	12.61	12.88	
		Stride length (m)	6.00	6.21	6.02	6.10	6.11	6.08	5.94	6.40	6.18	6.08	5.94	6.04	
		Stride duration (s)	0.463	0.469	0.476	0.475	0.478	0.477	0.469	0.445	0.454	0.461	0.472	0.469	
		Stride efficiency (%)	56.20	60.26	56.69	58.09	58.35	57.83	55.07	64.04	59.61	57.77	55.21	57.00	
		Stride count	33.35	32.21	33.20	32.80	32.73	32.88	33.69	31.24	32.38	32.89	33.65	430.49	

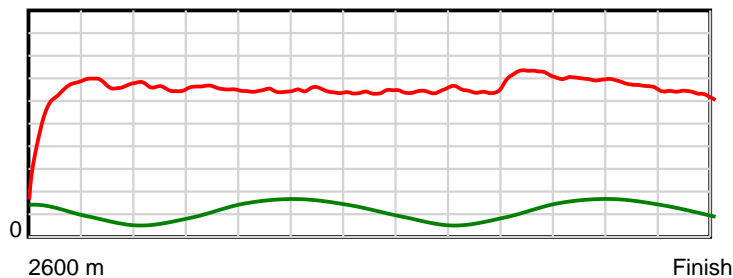
10 m Stride length



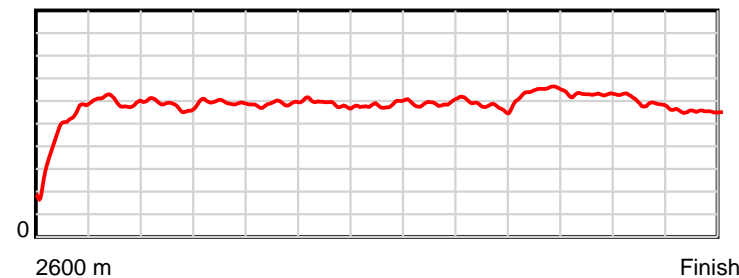
0.6 s Stride duration



20 m/sec Speed



100 % Stride efficiency



Note: Horizontal distance axis grid lines are 200m furlongs.

Disclaimer.

HRNZ and NZMTC and Thoroughbred Ratings Pty Ltd accepts no responsibility for the completeness or accuracy of any of the information contained herein, and makes no representations about its suitability for any particular purpose. Users should make their own judgements about those matters and/or seek independent advice. You assume all risks associated with use of the data provided on this page.



Race Results



April 03, 2021, Race 1, SPECTATORS \$15 DAILY DEALS TROT, Distance 2600m, Addington - Survey 3200m

Result	TAB no.	Horse (Barrier)	2600 to	2400m to
4th	9	Sugarinspice (10)	2400m	2200m
		Position in running (margin)	-	4(3.2)
		Sectional time (s)	17.09	14.88
		Cumulative time (s)	202.84	185.75
		Speed (m/s)	11.70	13.44
		Stride length (m)	5.09	5.70
		Stride duration (s)	0.429	0.424
		Stride efficiency (%)	40.48	50.74
		Stride count	39.30	35.10

Disclaimer.

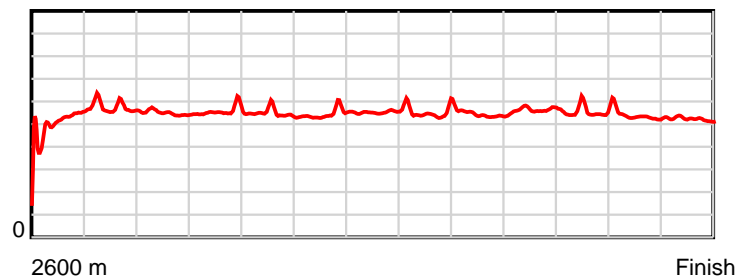
HRNZ and NZMTC and Thoroughbred Ratings Pty Ltd accepts no responsibility for the completeness or accuracy of any of the information contained herein, and makes no representations about its suitability for any particular purpose. Users should make their own judgements about those matters and/or seek independent advice. You assume all risks associated with use of the data provided on this page.

Race Results

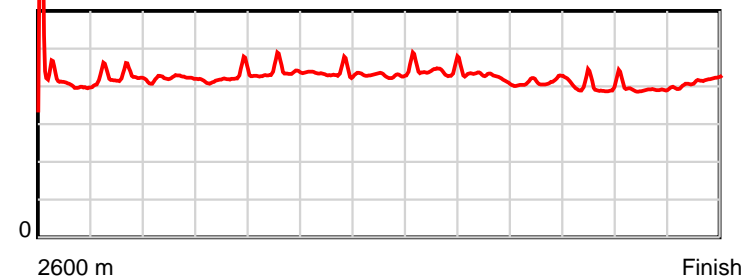
April 03, 2021, Race 1, SPECTATORS \$15 DAILY DEALS TROT, Distance 2600m, Addington - Survey 3200m

Result	TAB no.	Horse (Barrier)	2200m to	2000m to	1800m to	1600m to	1400m to	1200m to	1000m to	800m to	600m to	400m to	200m to	Total or	Margin
4th	9	Sugarinspice (10)	2000m	1800m	1600m	1400m	1200m	1000m	800m	600m	400m	200m	WP	Average	
		Position in running (margin)	3(4.3)	3(4.8)	3(4.7)	4(4.1)	4(3.4)	5(6.0)	7(6.0)	7(5.9)	7(7.5)	7(7.5)	5(8.2)		11.00
		Sectional time (s)	15.53	15.30	15.96	15.85	15.66	16.17	15.94	14.71	14.81	14.99	15.95		
		Cumulative time (s)	170.87	155.34	140.04	124.08	108.23	92.57	76.40	60.46	45.75	30.94	15.95	3:22.84	
		Speed (m/s)	12.88	13.07	12.53	12.62	12.77	12.37	12.55	13.60	13.50	13.34	12.54	12.82	
		Stride length (m)	5.42	5.52	5.47	5.49	5.49	5.49	5.33	5.61	5.41	5.22	5.17	5.41	
		Stride duration (s)	0.421	0.423	0.437	0.435	0.430	0.444	0.425	0.412	0.401	0.392	0.413	0.422	
		Stride efficiency (%)	45.92	47.69	46.84	47.15	47.05	47.13	44.44	49.12	45.78	42.64	41.85	45.78	
		Stride count	36.90	36.21	36.53	36.41	36.45	36.42	37.50	35.67	36.95	38.29	38.65	480.38	

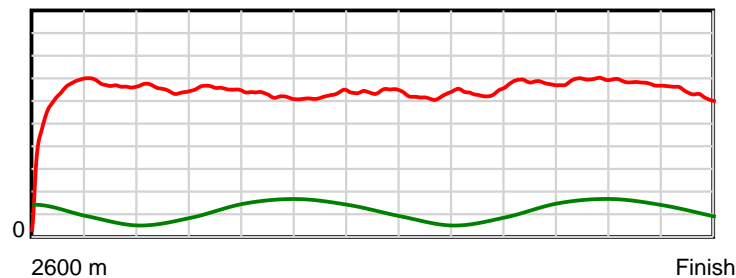
10 m Stride length



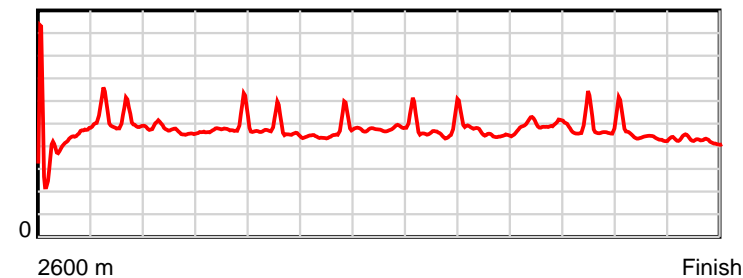
0.5 s Stride duration



20 m/sec Speed



100 % Stride efficiency



Note: Horizontal distance axis grid lines are 200m furlongs.

Disclaimer.

HRNZ and NZMTC and Thoroughbred Ratings Pty Ltd accepts no responsibility for the completeness or accuracy of any of the information contained herein, and makes no representations about its suitability for any particular purpose. Users should make their own judgements about those matters and/or seek independent advice. You assume all risks associated with use of the data provided on this page.



Race Results



April 03, 2021, Race 1, SPECTATORS \$15 DAILY DEALS TROT, Distance 2600m, Addington - Survey 3200m

Result	TAB no.	Horse (Barrier)	2600 to	2400m to
5th	8	Arran Chief (9)	2400m	2200m
		Position in running (margin)	-	1(0.0)
		Sectional time (s)	16.62	15.01
		Cumulative time (s)	203.03	186.41
		Speed (m/s)	12.03	13.32
		Stride length (m)	5.38	5.90
		Stride duration (s)	0.440	0.443
		Stride efficiency (%)	45.21	54.46
		Stride count	37.18	33.88

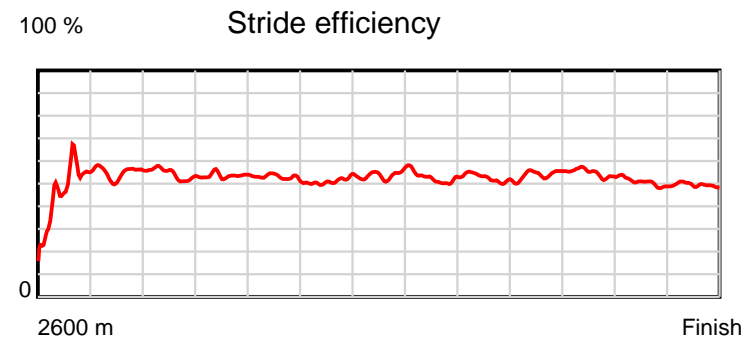
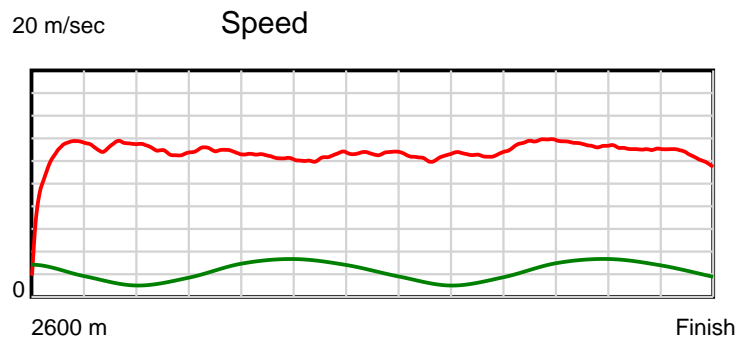
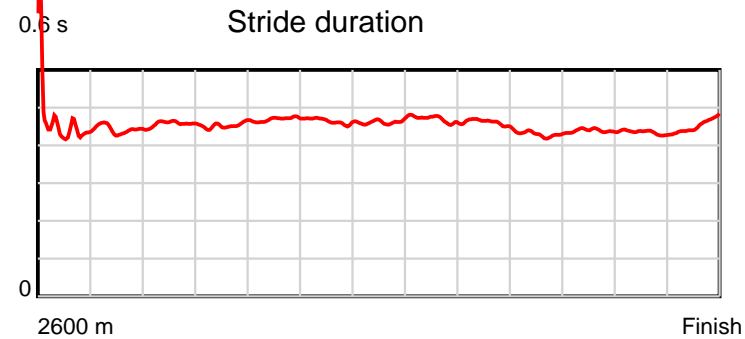
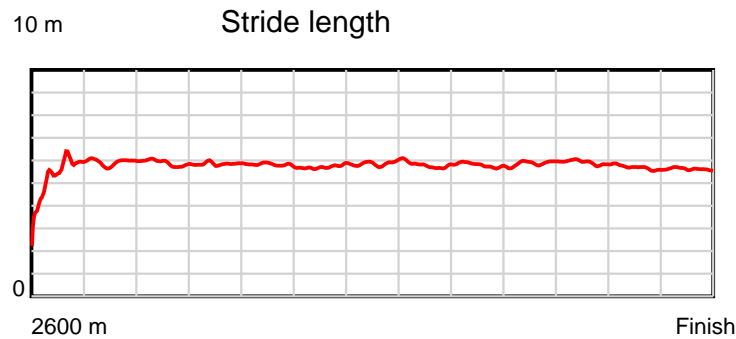
Disclaimer.

HRNZ and NZMTC and Thoroughbred Ratings Pty Ltd accepts no responsibility for the completeness or accuracy of any of the information contained herein, and makes no representations about its suitability for any particular purpose. Users should make their own judgements about those matters and/or seek independent advice. You assume all risks associated with use of the data provided on this page.

Race Results

April 03, 2021, Race 1, SPECTATORS \$15 DAILY DEALS TROT, Distance 2600m, Addington - Survey 3200m

Result	TAB no.	Horse (Barrier)	2200m to	2000m to	1800m to	1600m to	1400m to	1200m to	1000m to	800m to	600m to	400m to	200m to	Total or	Margin
5th	8	Arran Chief (9)	2000m	1800m	1600m	1400m	1200m	1000m	800m	600m	400m	200m	WP	Average	
		Position in running (margin)	2(1.9)	2(2.4)	2(2.5)	2(1.4)	2(1.6)	3(4.3)	5(4.1)	5(3.9)	5(4.3)	4(3.6)	4(7.2)		12.00
		Sectional time (s)	15.54	15.33	15.87	16.00	15.69	16.12	15.93	14.51	14.69	15.48	16.24		
		Cumulative time (s)	171.40	155.86	140.53	124.66	108.66	92.97	76.85	60.92	46.41	31.72	16.24	3:23.03	
		Speed (m/s)	12.87	13.05	12.60	12.50	12.75	12.41	12.55	13.78	13.61	12.92	12.32	12.81	
		Stride length (m)	5.90	5.91	5.91	5.81	5.89	5.82	5.79	5.91	5.97	5.61	5.60	5.79	
		Stride duration (s)	0.458	0.453	0.469	0.464	0.462	0.469	0.461	0.429	0.438	0.435	0.454	0.453	
		Stride efficiency (%)	54.33	54.61	54.61	52.66	54.17	52.98	52.31	54.62	55.63	49.24	48.97	52.47	
		Stride count	33.92	33.83	33.83	34.45	33.97	34.35	34.57	33.83	33.52	35.63	35.73	448.69	



Note: Horizontal distance axis grid lines are 200m furlongs.

Disclaimer.

HRNZ and NZMTC and Thoroughbred Ratings Pty Ltd accepts no responsibility for the completeness or accuracy of any of the information contained herein, and makes no representations about its suitability for any particular purpose. Users should make their own judgements about those matters and/or seek independent advice. You assume all risks associated with use of the data provided on this page.



Race Results



April 03, 2021, Race 1, SPECTATORS \$15 DAILY DEALS TROT, Distance 2600m, Addington - Survey 3200m

Result	TAB no.	Horse (Barrier)	2600 to	2400m to
6th	3	Gin Rummy (5)	2400m	2200m
		Position in running (margin)	-	6(7.0)
		Sectional time (s)	17.61	14.96
		Cumulative time (s)	203.89	186.28
		Speed (m/s)	11.35	13.37
		Stride length (m)	5.72	6.50
		Stride duration (s)	0.482	0.487
		Stride efficiency (%)	51.06	66.11
		Stride count	34.99	30.75

Disclaimer.

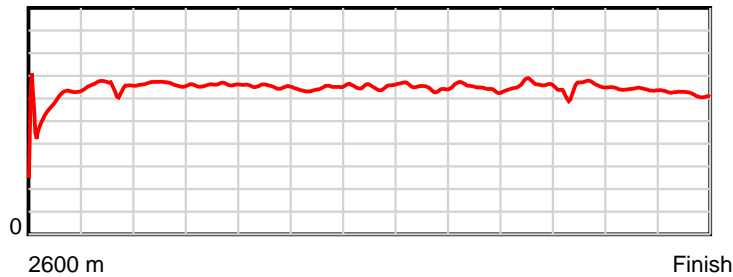
HRNZ and NZMTC and Thoroughbred Ratings Pty Ltd accepts no responsibility for the completeness or accuracy of any of the information contained herein, and makes no representations about its suitability for any particular purpose. Users should make their own judgements about those matters and/or seek independent advice. You assume all risks associated with use of the data provided on this page.

Race Results

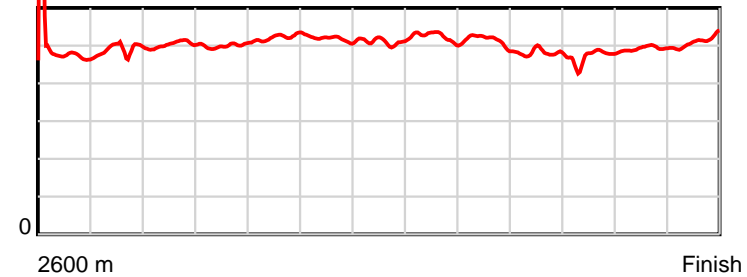
April 03, 2021, Race 1, SPECTATORS \$15 DAILY DEALS TROT, Distance 2600m, Addington - Survey 3200m

Result	TAB no.	Horse (Barrier)	2200m to	2000m to	1800m to	1600m to	1400m to	1200m to	1000m to	800m to	600m to	400m to	200m to	Total or	Margin
6th	3	Gin Rummy (5)	2000m	1800m	1600m	1400m	1200m	1000m	800m	600m	400m	200m	WP	Average	
		Position in running (margin)	6(8.6)	5(7.3)	5(6.2)	6(6.2)	7(6.1)	7(8.2)	9(7.7)	8(8.0)	8(8.2)	6(7.0)	6(10.2)		16.80
		Sectional time (s)	15.24	15.14	16.05	15.95	15.58	16.09	15.99	14.48	14.62	15.40	16.78		
		Cumulative time (s)	171.32	156.08	140.94	124.89	108.94	93.36	77.27	61.28	46.80	32.18	16.78	3:23.89	
		Speed (m/s)	13.12	13.21	12.46	12.54	12.84	12.43	12.51	13.81	13.68	12.99	11.92	12.75	
		Stride length (m)	6.60	6.60	6.51	6.50	6.56	6.50	6.42	6.63	6.42	6.40	6.11	6.41	
		Stride duration (s)	0.503	0.500	0.522	0.518	0.511	0.523	0.513	0.480	0.469	0.493	0.513	0.503	
		Stride efficiency (%)	68.04	68.11	66.26	65.93	67.26	66.09	64.35	68.76	64.32	63.99	58.33	64.23	
		Stride count	30.31	30.29	30.71	30.79	30.49	30.75	31.17	30.15	31.17	31.25	32.73	405.55	

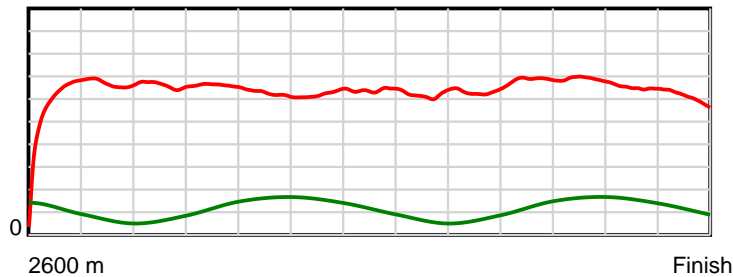
10 m Stride length



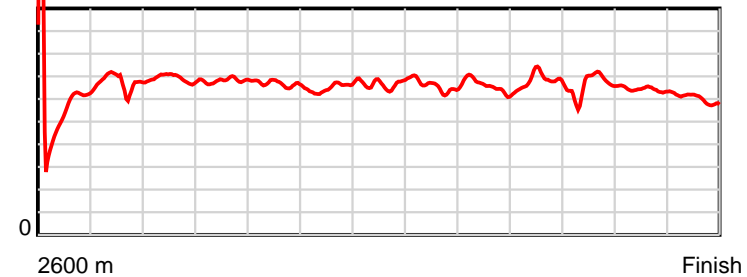
0.5 s Stride duration



20 m/sec Speed



100 % Stride efficiency



Note: Horizontal distance axis grid lines are 200m furlongs.

Disclaimer.

HRNZ and NZMTC and Thoroughbred Ratings Pty Ltd accepts no responsibility for the completeness or accuracy of any of the information contained herein, and makes no representations about its suitability for any particular purpose. Users should make their own judgements about those matters and/or seek independent advice. You assume all risks associated with use of the data provided on this page.



Race Results



April 03, 2021, Race 1, SPECTATORS \$15 DAILY DEALS TROT, Distance 2600m, Addington - Survey 3200m

Result	TAB no.	Horse (Barrier)	2600 to	2400m to
7th	12	Red Harbour (0)	2400m	2200m
		Position in running (margin)	-	10(18.8)
		Sectional time (s)	19.61	15.18
		Cumulative time (s)	204.93	185.32
		Speed (m/s)	10.20	13.18
		Stride length (m)	5.44	5.99
		Stride duration (s)	0.455	0.454
		Stride efficiency (%)	46.33	56.04
		Stride count	36.73	33.40

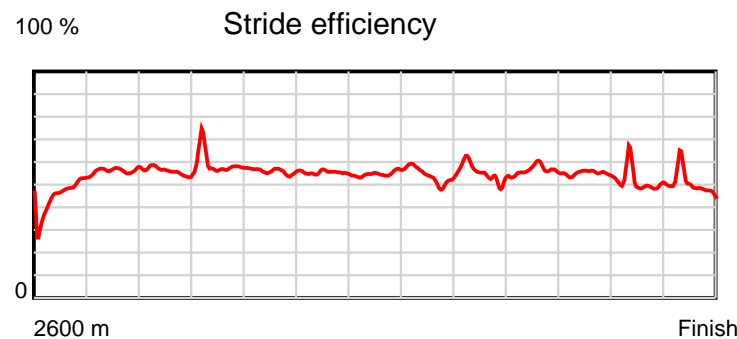
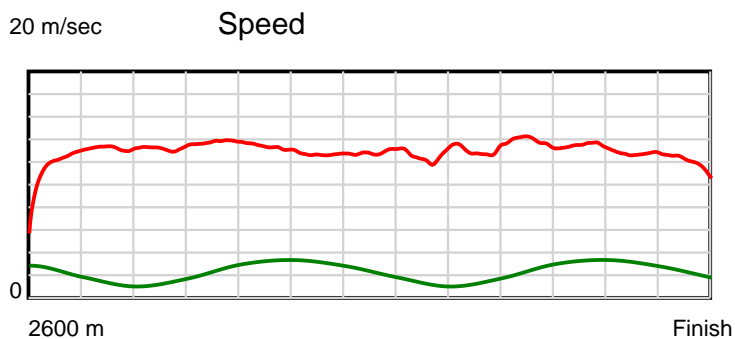
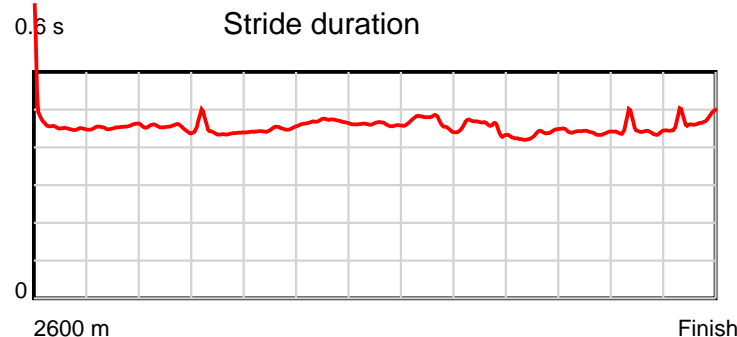
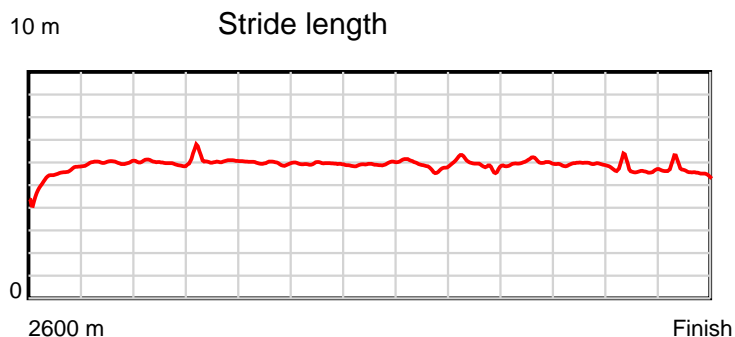
Disclaimer.

HRNZ and NZMTC and Thoroughbred Ratings Pty Ltd accepts no responsibility for the completeness or accuracy of any of the information contained herein, and makes no representations about its suitability for any particular purpose. Users should make their own judgements about those matters and/or seek independent advice. You assume all risks associated with use of the data provided on this page.

Race Results

April 03, 2021, Race 1, SPECTATORS \$15 DAILY DEALS TROT, Distance 2600m, Addington - Survey 3200m

Result	TAB no.	Horse (Barrier)	2200m to	2000m to	1800m to	1600m to	1400m to	1200m to	1000m to	800m to	600m to	400m to	200m to	Total or	Margin
7th	12	Red Harbour (0)	2000m	1800m	1600m	1400m	1200m	1000m	800m	600m	400m	200m	WP	Average	
		Position in running (margin)	10(21.6)	10(20.8)	10(15.9)	8(9.6)	9(8.5)	9(10.4)	10(10.4)	9(8.6)	9(9.2)	9(9.8)	8(14.0)		22.60
		Sectional time (s)	15.31	14.50	14.99	15.79	15.55	16.15	15.66	14.56	14.91	15.58	17.14		
		Cumulative time (s)	170.14	154.83	140.33	125.34	109.55	94.00	77.85	62.19	47.63	32.72	17.14	3:24.93	
		Speed (m/s)	13.06	13.79	13.34	12.67	12.86	12.38	12.77	13.74	13.41	12.84	11.67	12.69	
		Stride length (m)	5.91	6.13	5.97	5.94	5.93	5.79	5.81	5.97	5.90	5.71	5.51	5.84	
		Stride duration (s)	0.452	0.444	0.448	0.469	0.461	0.468	0.455	0.435	0.440	0.445	0.472	0.460	
		Stride efficiency (%)	54.51	58.63	55.76	55.05	54.86	52.44	52.80	55.70	54.40	50.96	47.44	53.29	
		Stride count	33.86	32.65	33.48	33.70	33.75	34.52	34.41	33.50	33.90	35.02	36.30	445.22	



Note: Horizontal distance axis grid lines are 200m furlongs.

Disclaimer.

HRNZ and NZMTC and Thoroughbred Ratings Pty Ltd accepts no responsibility for the completeness or accuracy of any of the information contained herein, and makes no representations about its suitability for any particular purpose. Users should make their own judgements about those matters and/or seek independent advice. You assume all risks associated with use of the data provided on this page.



Race Results



April 03, 2021, Race 1, SPECTATORS \$15 DAILY DEALS TROT, Distance 2600m, Addington - Survey 3200m

Result	TAB no.	Horse (Barrier)	2600 to	2400m to
8th	14	He's A Cassano... (1)	2400m	2200m
		Position in running (margin)	-	8(14.0)
		Sectional time (s)	18.76	14.85
		Cumulative time (s)	205.13	186.37
		Speed (m/s)	10.66	13.47
		Stride length (m)	5.55	6.12
		Stride duration (s)	0.467	0.455
		Stride efficiency (%)	48.05	58.59
		Stride count	36.07	32.66

Disclaimer.

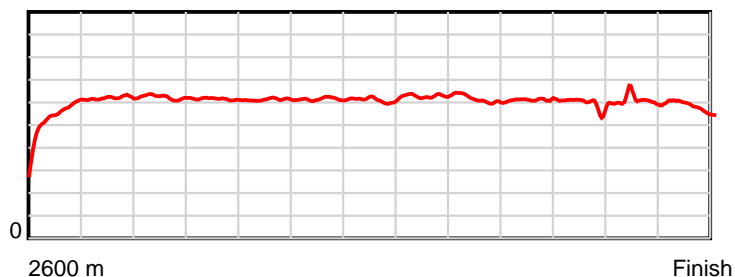
HRNZ and NZMTC and Thoroughbred Ratings Pty Ltd accepts no responsibility for the completeness or accuracy of any of the information contained herein, and makes no representations about its suitability for any particular purpose. Users should make their own judgements about those matters and/or seek independent advice. You assume all risks associated with use of the data provided on this page.

Race Results

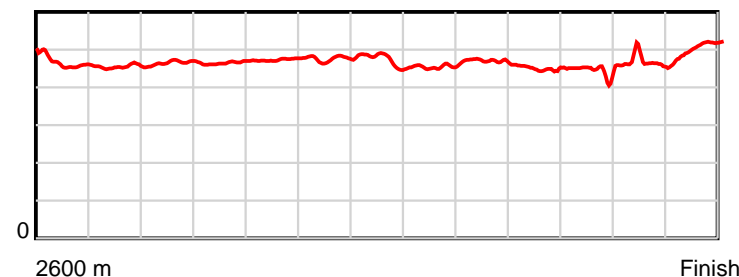
April 03, 2021, Race 1, SPECTATORS \$15 DAILY DEALS TROT, Distance 2600m, Addington - Survey 3200m

Result	TAB no.	Horse (Barrier)	2200m to	2000m to	1800m to	1600m to	1400m to	1200m to	1000m to	800m to	600m to	400m to	200m to	Total or	Margin
8th	14	He's A Cassano... (1)	2000m	1800m	1600m	1400m	1200m	1000m	800m	600m	400m	200m	WP	Average	
		Position in running (margin)	8(14.8)	8(13.5)	8(11.9)	9(9.9)	8(7.3)	8(8.5)	2(1.7)	2(0.9)	4(3.5)	5(6.9)	7(10.8)		23.70
		Sectional time (s)	15.23	15.05	15.73	15.54	15.43	15.02	15.82	14.87	15.39	15.53	17.91		
		Cumulative time (s)	171.52	156.29	141.24	125.51	109.97	94.54	79.52	63.70	48.83	33.44	17.91	3:25.13	
		Speed (m/s)	13.13	13.29	12.71	12.87	12.96	13.32	12.64	13.45	13.00	12.88	11.17	12.67	
		Stride length (m)	6.11	6.18	6.02	6.12	6.13	6.07	5.93	6.02	5.75	5.99	5.66	5.97	
		Stride duration (s)	0.465	0.465	0.473	0.476	0.473	0.456	0.470	0.447	0.443	0.465	0.507	0.471	
		Stride efficiency (%)	58.33	59.60	56.63	58.62	58.78	57.48	55.03	56.57	51.75	56.08	50.02	55.63	
		Stride count	32.74	32.38	33.22	32.65	32.61	32.98	33.70	33.24	34.76	33.39	35.35	435.75	

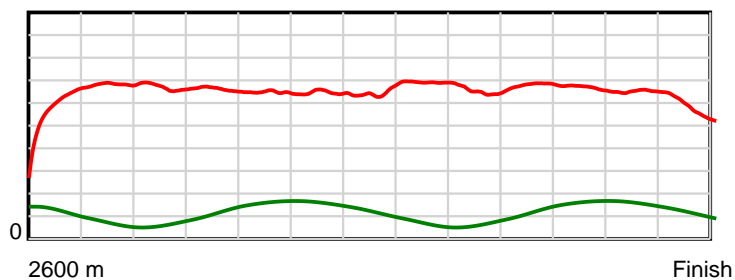
10 m Stride length



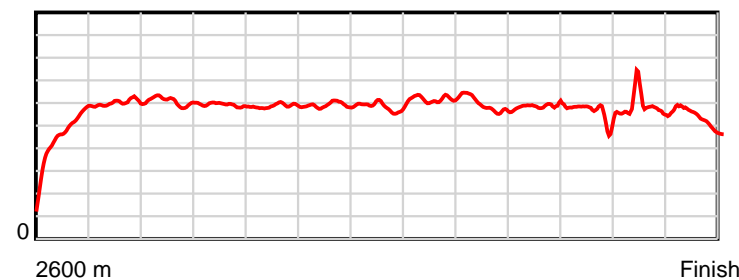
0.6 s Stride duration



20 m/sec Speed



100 % Stride efficiency



Note: Horizontal distance axis grid lines are 200m furlongs.

Disclaimer.

HRNZ and NZMTC and Thoroughbred Ratings Pty Ltd accepts no responsibility for the completeness or accuracy of any of the information contained herein, and makes no representations about its suitability for any particular purpose. Users should make their own judgements about those matters and/or seek independent advice. You assume all risks associated with use of the data provided on this page.



Race Results



April 03, 2021, Race 1, SPECTATORS \$15 DAILY DEALS TROT, Distance 2600m, Addington - Survey 3200m

Result	TAB no.	Horse (Barrier)	2600 to	2400m to
9th	10	Global Flight (11)	2400m	2200m
		Position in running (margin)	-	3(2.8)
		Sectional time (s)	16.88	15.31
		Cumulative time (s)	205.38	188.50
		Speed (m/s)	11.85	13.06
		Stride length (m)	5.53	5.96
		Stride duration (s)	0.461	0.456
		Stride efficiency (%)	47.84	55.45
		Stride count	36.15	33.57

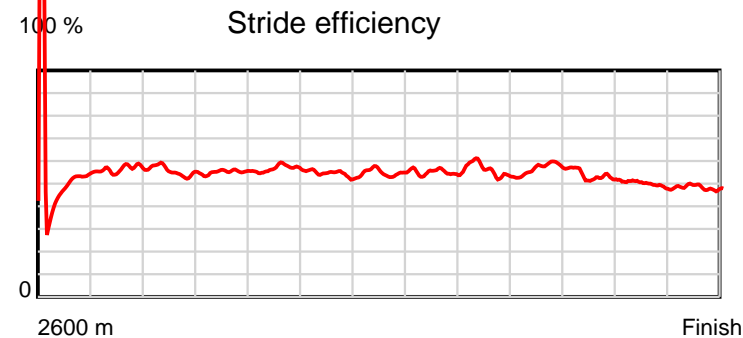
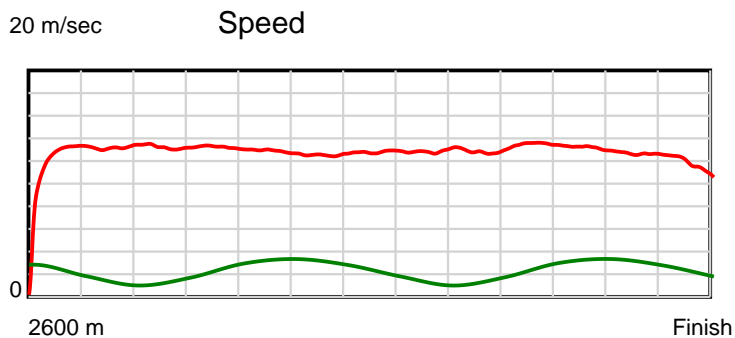
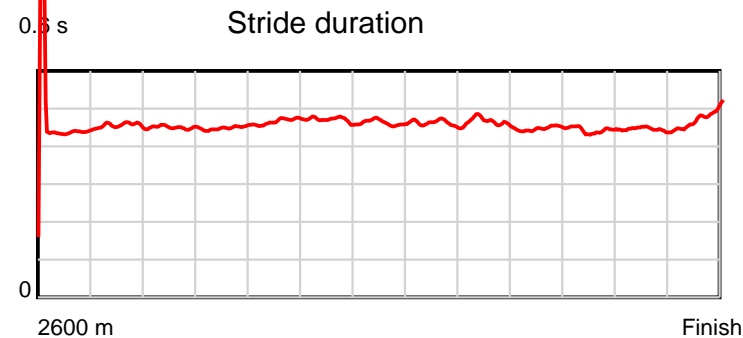
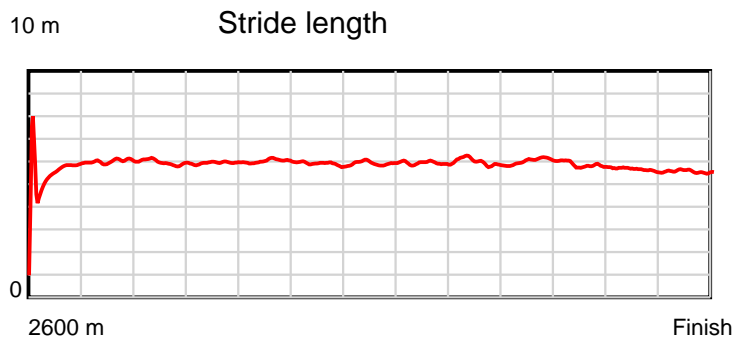
Disclaimer.

HRNZ and NZMTC and Thoroughbred Ratings Pty Ltd accepts no responsibility for the completeness or accuracy of any of the information contained herein, and makes no representations about its suitability for any particular purpose. Users should make their own judgements about those matters and/or seek independent advice. You assume all risks associated with use of the data provided on this page.

Race Results

April 03, 2021, Race 1, SPECTATORS \$15 DAILY DEALS TROT, Distance 2600m, Addington - Survey 3200m

Result	TAB no.	Horse (Barrier)	2200m to	2000m to	1800m to	1600m to	1400m to	1200m to	1000m to	800m to	600m to	400m to	200m to	Total or	Margin
9th	10	Global Flight (11)	2000m	1800m	1600m	1400m	1200m	1000m	800m	600m	400m	200m	WP	Average	
		Position in running (margin)	4(6.4)	4(6.5)	4(5.4)	3(3.3)	5(3.4)	4(5.8)	4(3.6)	4(3.5)	6(5.8)	8(9.1)	9(15.0)		25.00
		Sectional time (s)	15.47	15.14	15.69	16.00	15.63	15.80	15.94	14.81	15.38	15.86	17.47		
		Cumulative time (s)	173.19	157.72	142.58	126.89	110.89	95.26	79.46	63.52	48.71	33.33	17.47	3:25.38	
		Speed (m/s)	12.93	13.21	12.75	12.50	12.80	12.66	12.55	13.50	13.00	12.61	11.45	12.66	
		Stride length (m)	5.82	5.93	5.95	5.88	5.92	5.83	5.83	6.04	5.75	5.61	5.49	5.81	
		Stride duration (s)	0.450	0.449	0.466	0.470	0.463	0.461	0.465	0.447	0.442	0.445	0.480	0.459	
		Stride efficiency (%)	52.85	55.00	55.26	53.98	54.75	53.17	53.09	57.05	51.64	49.20	47.14	52.68	
		Stride count	34.39	33.71	33.63	34.03	33.79	34.29	34.31	33.10	34.79	35.64	36.41	447.81	



Note: Horizontal distance axis grid lines are 200m furlongs.

Disclaimer.

HRNZ and NZMTC and Thoroughbred Ratings Pty Ltd accepts no responsibility for the completeness or accuracy of any of the information contained herein, and makes no representations about its suitability for any particular purpose. Users should make their own judgements about those matters and/or seek independent advice. You assume all risks associated with use of the data provided on this page.



Race Results



April 03, 2021, Race 1, SPECTATORS \$15 DAILY DEALS TROT, Distance 2600m, Addington - Survey 3200m

Result	TAB no.	Horse (Barrier)	2600 to	2400m to
10th	11	Isla Elsie (2)	2400m	2200m
		Position in running (margin)	-	9(16.1)
		Sectional time (s)	19.12	15.20
		Cumulative time (s)	207.79	188.67
		Speed (m/s)	10.46	13.16
		Stride length (m)	5.33	5.79
		Stride duration (s)	0.448	0.440
		Stride efficiency (%)	44.41	52.30
		Stride count	37.52	34.57

Disclaimer.

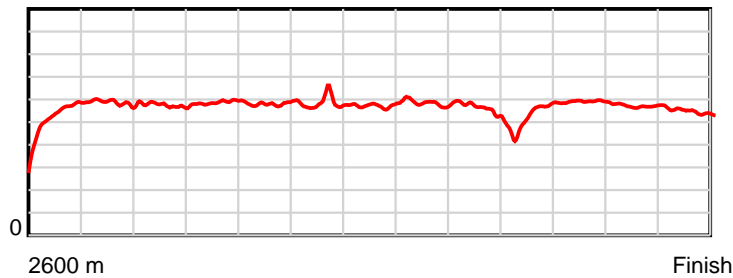
HRNZ and NZMTC and Thoroughbred Ratings Pty Ltd accepts no responsibility for the completeness or accuracy of any of the information contained herein, and makes no representations about its suitability for any particular purpose. Users should make their own judgements about those matters and/or seek independent advice. You assume all risks associated with use of the data provided on this page.

Race Results

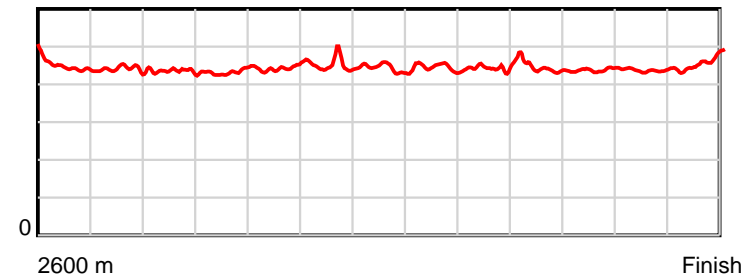
April 03, 2021, Race 1, SPECTATORS \$15 DAILY DEALS TROT, Distance 2600m, Addington - Survey 3200m

Result	TAB no.	Horse (Barrier)	2200m to	2000m to	1800m to	1600m to	1400m to	1200m to	1000m to	800m to	600m to	400m to	200m to	Total or	Margin
10th	11	Isla Elsie (2)	2000m	1800m	1600m	1400m	1200m	1000m	800m	600m	400m	200m	WP	Average	
		Position in running (margin)	9(19.1)	9(18.4)	9(15.3)	10(12.0)	10(9.3)	10(10.7)	8(7.5)	10(11.0)	10(25.9)	10(28.6)	10(31.6)		38.40
		Sectional time (s)	15.34	14.79	15.51	15.53	15.46	15.62	16.54	16.93	15.28	15.37	17.10		
		Cumulative time (s)	173.47	158.13	143.34	127.83	112.30	96.84	81.22	64.68	47.75	32.47	17.10	3:27.79	
		Speed (m/s)	13.04	13.52	12.89	12.88	12.94	12.80	12.09	11.81	13.09	13.01	11.70	12.51	
		Stride length (m)	5.68	5.86	5.71	5.77	5.74	5.68	5.37	5.26	5.74	5.70	5.38	5.61	
		Stride duration (s)	0.435	0.433	0.443	0.448	0.444	0.444	0.444	0.445	0.439	0.438	0.460	0.448	
		Stride efficiency (%)	50.33	53.62	50.97	52.10	51.46	50.42	45.03	43.18	51.51	50.71	45.24	49.15	
		Stride count	35.24	34.14	35.02	34.64	34.85	35.21	37.26	38.05	34.83	35.11	37.17	463.61	

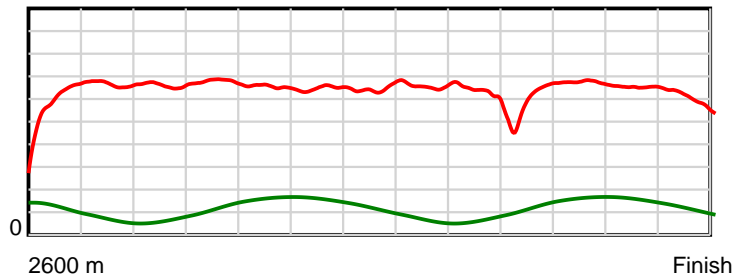
10 m Stride length



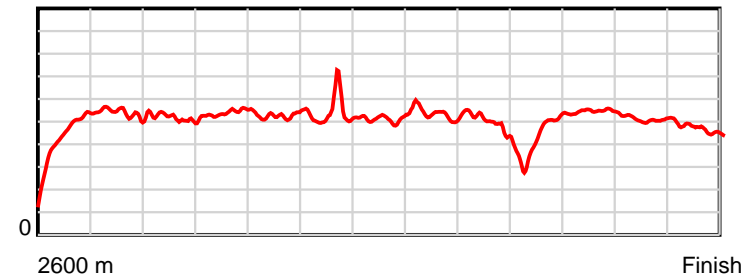
0.6 s Stride duration



20 m/sec Speed



100 % Stride efficiency



Note: Horizontal distance axis grid lines are 200m furlongs.

Disclaimer.

HRNZ and NZMTC and Thoroughbred Ratings Pty Ltd accepts no responsibility for the completeness or accuracy of any of the information contained herein, and makes no representations about its suitability for any particular purpose. Users should make their own judgements about those matters and/or seek independent advice. You assume all risks associated with use of the data provided on this page.



Race Results



April 03, 2021, Race 1, SPECTATORS \$15 DAILY DEALS TROT, Distance 2600m, Addington - Survey 3200m

Result	TAB no.	Horse (Barrier)	2600 to	2400m to
11th	1	La Reina Del S... (3)		
		Position in running (margin)		
		Sectional time (s)		
		Cumulative time (s)		
		Speed (m/s)		
		Stride length (m)		
		Stride duration (s)		
		Stride efficiency (%)		
		Stride count		

Disclaimer.

HRNZ and NZMTC and Thoroughbred Ratings Pty Ltd accepts no responsibility for the completeness or accuracy of any of the information contained herein, and makes no representations about its suitability for any particular purpose. Users should make their own judgements about those matters and/or seek independent advice. You assume all risks associated with use of the data provided on this page.




Race Results



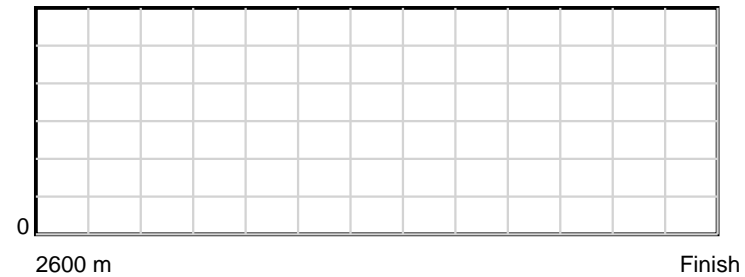
April 03, 2021, Race 1, SPECTATORS \$15 DAILY DEALS TROT, Distance 2600m, Addington - Survey 3200m

Result	TAB no.	Horse (Barrier)	2200m to	2000m to	1800m to	1600m to	1400m to	1200m to	1000m to	800m to	600m to	400m to	200m to	Total or	Margin
11th	1	La Reina Del S... (3)													
		Position in running (margin)													
		Sectional time (s)													
		Cumulative time (s)													
		Speed (m/s)													
		Stride length (m)													
		Stride duration (s)													
		Stride efficiency (%)													
		Stride count													


10 m Stride length




0.6 s Stride duration



20 m/sec Speed



100 % Stride efficiency



Note: Horizontal distance axis grid lines are 200m furlongs.

Disclaimer.

HRNZ and NZMTC and Thoroughbred Ratings Pty Ltd accepts no responsibility for the completeness or accuracy of any of the information contained herein, and makes no representations about its suitability for any particular purpose. Users should make their own judgements about those matters and/or seek independent advice. You assume all risks associated with use of the data provided on this page.



Race Results



April 03, 2021, Race 1, SPECTATORS \$15 DAILY DEALS TROT, Distance 2600m, Addington - Survey 3200m

Result	TAB no.	Horse (Barrier)	2600 to	2400m to
12th	2	Top Pocket Cha... (4)	2400m	2200m
		Position in running (margin)	-	11(61.1)
		Sectional time (s)	26.58	19.52
		Cumulative time (s)	228.13	201.55
		Speed (m/s)	7.52	10.25
		Stride length (m)	3.72	5.03
		Stride duration (s)	0.480	0.491
		Stride efficiency (%)	21.62	39.59
		Stride count	53.77	39.74

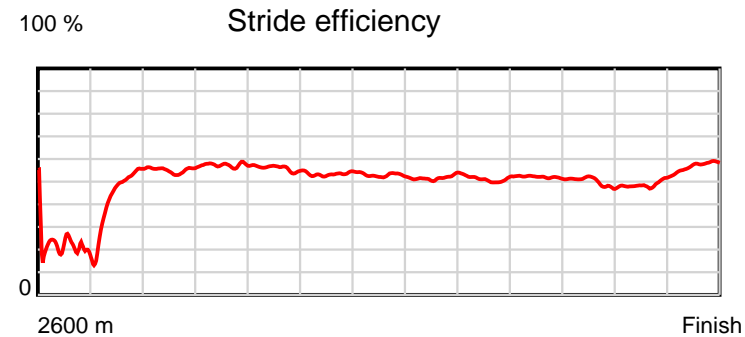
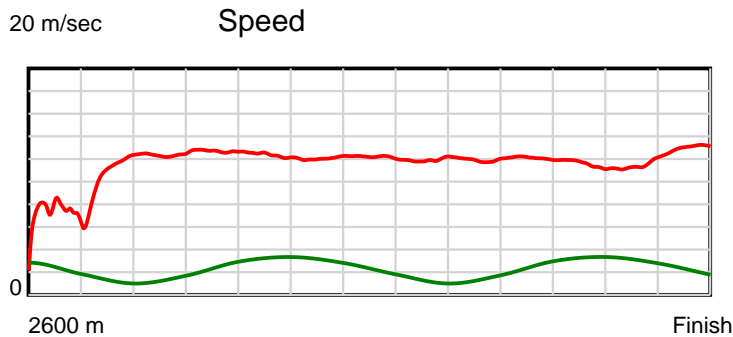
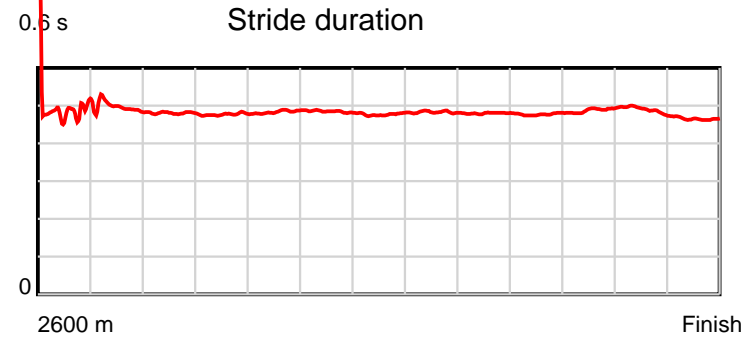
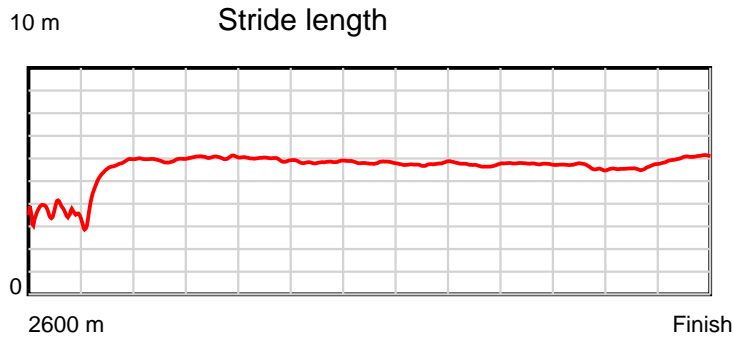
Disclaimer.

HRNZ and NZMTC and Thoroughbred Ratings Pty Ltd accepts no responsibility for the completeness or accuracy of any of the information contained herein, and makes no representations about its suitability for any particular purpose. Users should make their own judgements about those matters and/or seek independent advice. You assume all risks associated with use of the data provided on this page.

Race Results

April 03, 2021, Race 1, SPECTATORS \$15 DAILY DEALS TROT, Distance 2600m, Addington - Survey 3200m

Result	TAB no.	Horse (Barrier)	2200m to	2000m to	1800m to	1600m to	1400m to	1200m to	1000m to	800m to	600m to	400m to	200m to	Total or	Margin
12th	2	Top Pocket Cha... (4)	2000m	1800m	1600m	1400m	1200m	1000m	800m	600m	400m	200m	WP	Average	
		Position in running (margin)	11(90.0)	11(95.7)	11(98.5)	11(99.8)	11(103.3)	11(110.6)	11(114.0)	11(119.9)	11(133.2)	11(148.6)	11(163.3)		151.50
		Sectional time (s)	16.40	15.78	16.26	16.56	16.46	16.72	16.94	16.66	17.37	17.34	15.54		
		Cumulative time (s)	182.03	165.63	149.85	133.59	117.03	100.57	83.85	66.91	50.25	32.88	15.54	3:48.13	
		Speed (m/s)	12.20	12.67	12.30	12.08	12.15	11.96	11.81	12.00	11.51	11.53	12.87	11.40	
		Stride length (m)	5.86	6.04	5.95	5.85	5.80	5.77	5.66	5.73	5.62	5.64	5.99	5.50	
		Stride duration (s)	0.481	0.477	0.484	0.484	0.477	0.482	0.480	0.477	0.488	0.489	0.465	0.483	
		Stride efficiency (%)	53.68	56.98	55.30	53.48	52.56	52.05	50.11	51.26	49.32	49.69	56.06	47.34	
		Stride count	34.12	33.12	33.62	34.19	34.48	34.65	35.32	34.92	35.60	35.47	33.39	472.39	



Note: Horizontal distance axis grid lines are 200m furlongs.

Disclaimer.

HRNZ and NZMTC and Thoroughbred Ratings Pty Ltd accepts no responsibility for the completeness or accuracy of any of the information contained herein, and makes no representations about its suitability for any particular purpose. Users should make their own judgements about those matters and/or seek independent advice. You assume all risks associated with use of the data provided on this page.