



Race Results

NZ Metropolitan Trotting Club Inc, HRNZ, November 28, 2021

Compilation date: November 28, 2021, 4:48:15 PM (NZDT)

Copyright © 2021 HRNZ and NZMTC. All rights reserved.

Trademarks.

StrideMASTER is a registered trademark of Thoroughbred Ratings Pty Ltd.

Disclaimer.

HRNZ and NZMTC and Thoroughbred Ratings Pty Ltd accepts no responsibility for the completeness or accuracy of any of the information contained herein, and makes no representations about its suitability for any particular purpose. Users should make their own judgements about those matters and/or seek independent advice. You assume all risks associated with use of the data provided on this page.



Race Results



November 28, 2021, Race 8, MCMILLAN EQUINE FEEDS TROT, Distance 2600m, Addington - Survey 3200m

| Result | TAB no. | Horse (Barrier) | 2600 to | 2400m to |
|--------|---------|------------------------------|--------------|--------------|
| 1st | 10 | Sonoma Tyron (11) | 2400m | 2200m |
| | | Position in running (margin) | - | 2(3.6) |
| | | Sectional time (s) | 18.03 | 16.75 |
| | | Cumulative time (s) | 203.50 | 185.47 |
| | | Speed (m/s) | 11.10 | 11.94 |
| | | Stride length (m) | 5.16 | 5.35 |
| | | Stride duration (s) | 0.441 | 0.449 |
| | | Stride efficiency (%) | 41.56 | 44.80 |
| | | Stride count | 38.78 | 37.35 |

Disclaimer.

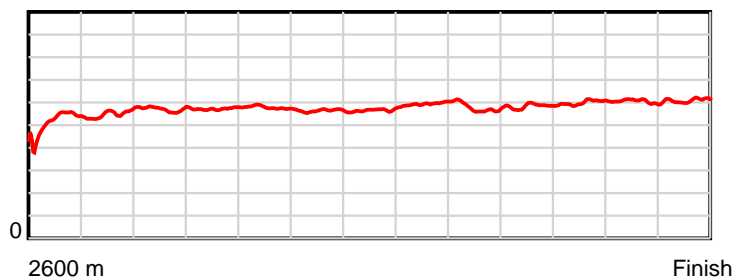
HRNZ and NZMTC and Thoroughbred Ratings Pty Ltd accepts no responsibility for the completeness or accuracy of any of the information contained herein, and makes no representations about its suitability for any particular purpose. Users should make their own judgements about those matters and/or seek independent advice. You assume all risks associated with use of the data provided on this page.

Race Results

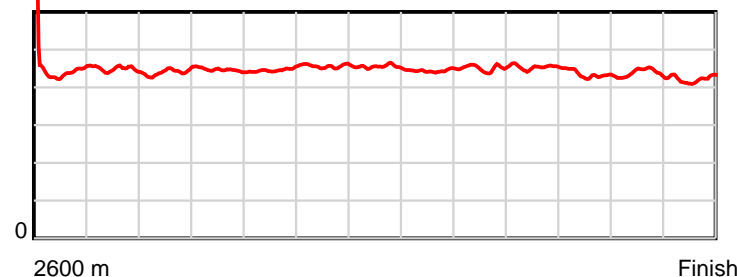
November 28, 2021, Race 8, MCMILLAN EQUINE FEEDS TROT, Distance 2600m, Addington - Survey 3200m

| Result | TAB no. | Horse (Barrier) | 2200m to | 2000m to | 1800m to | 1600m to | 1400m to | 1200m to | 1000m to | 800m to | 600m to | 400m to | 200m to | Total or | Margin |
|--------|---------|------------------------------|--------------|--------------|--------------|--------------|--------------|--------------|-------------|-------------|-------------|-------------|-----------|----------------|--------|
| 1st | 10 | Sonoma Tyron (11) | 2000m | 1800m | 1600m | 1400m | 1200m | 1000m | 800m | 600m | 400m | 200m | WP | Average | |
| | | Position in running (margin) | 2(3.9) | 2(2.4) | 2(2.2) | 2(1.9) | 2(2.8) | 2(2.4) | 2(2.0) | 2(1.8) | 2(1.6) | 2(2.3) | 2(1.9) | | 0.00 |
| | | Sectional time (s) | 15.53 | 15.57 | 15.74 | 16.35 | 15.97 | 14.91 | 15.73 | 15.54 | 14.74 | 14.67 | 13.97 | | |
| | | Cumulative time (s) | 168.72 | 153.19 | 137.62 | 121.88 | 105.53 | 89.56 | 74.65 | 58.92 | 43.38 | 28.64 | 13.97 | 3:23.50 | |
| | | Speed (m/s) | 12.88 | 12.85 | 12.71 | 12.23 | 12.52 | 13.41 | 12.71 | 12.87 | 13.57 | 13.63 | 14.32 | 12.78 | |
| | | Stride length (m) | 5.68 | 5.73 | 5.68 | 5.58 | 5.69 | 5.96 | 5.74 | 5.83 | 5.89 | 5.96 | 6.05 | 5.70 | |
| | | Stride duration (s) | 0.441 | 0.446 | 0.447 | 0.456 | 0.454 | 0.444 | 0.451 | 0.453 | 0.434 | 0.437 | 0.423 | 0.446 | |
| | | Stride efficiency (%) | 50.33 | 51.26 | 50.36 | 48.61 | 50.59 | 55.49 | 51.45 | 53.12 | 54.20 | 55.42 | 57.25 | 50.84 | |
| | | Stride count | 35.24 | 34.92 | 35.23 | 35.86 | 35.15 | 33.56 | 34.86 | 34.30 | 33.96 | 33.58 | 33.04 | 455.83 | |

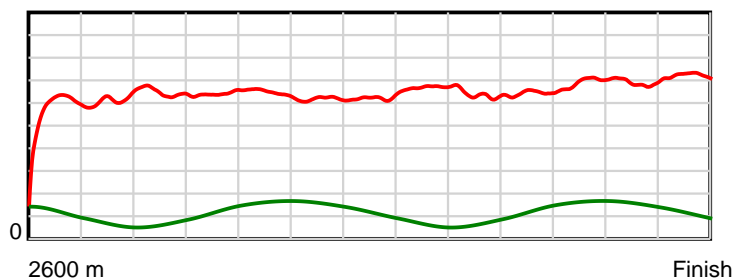
10 m Stride length



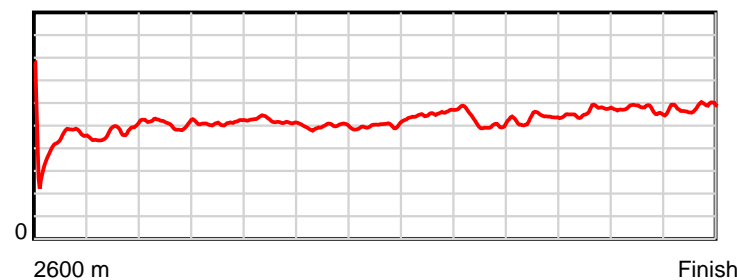
0.6 s Stride duration



20 m/sec Speed



100 % Stride efficiency



Note: Horizontal distance axis grid lines are 200m furlongs.

Disclaimer.

HRNZ and NZMTC and Thoroughbred Ratings Pty Ltd accepts no responsibility for the completeness or accuracy of any of the information contained herein, and makes no representations about its suitability for any particular purpose. Users should make their own judgements about those matters and/or seek independent advice. You assume all risks associated with use of the data provided on this page.



Race Results



November 28, 2021, Race 8, MCMILLAN EQUINE FEEDS TROT, Distance 2600m, Addington - Survey 3200m

| Result | TAB no. | Horse (Barrier) | 2600 to | 2400m to |
|--------|---------|------------------------------|--------------|--------------|
| 2nd | 17 | Flyin Sid (1) | 2400m | 2200m |
| | | Position in running (margin) | - | 5(7.3) |
| | | Sectional time (s) | 18.64 | 16.11 |
| | | Cumulative time (s) | 204.05 | 185.41 |
| | | Speed (m/s) | 10.73 | 12.41 |
| | | Stride length (m) | 5.51 | 5.77 |
| | | Stride duration (s) | 0.452 | 0.464 |
| | | Stride efficiency (%) | 47.43 | 51.95 |
| | | Stride count | 36.30 | 34.69 |

Disclaimer.

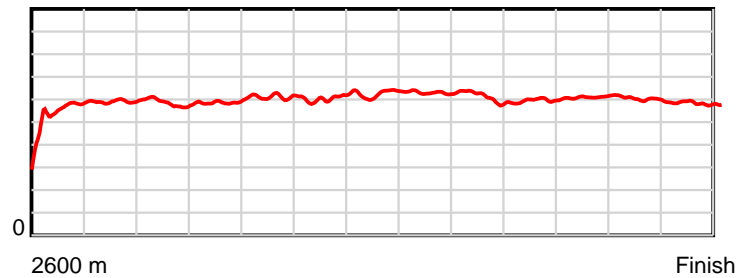
HRNZ and NZMTC and Thoroughbred Ratings Pty Ltd accepts no responsibility for the completeness or accuracy of any of the information contained herein, and makes no representations about its suitability for any particular purpose. Users should make their own judgements about those matters and/or seek independent advice. You assume all risks associated with use of the data provided on this page.

Race Results

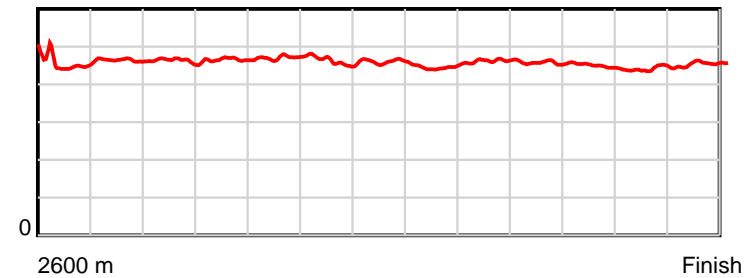
November 28, 2021, Race 8, MCMILLAN EQUINE FEEDS TROT, Distance 2600m, Addington - Survey 3200m

| Result | TAB no. | Horse (Barrier) | 2200m to | 2000m to | 1800m to | 1600m to | 1400m to | 1200m to | 1000m to | 800m to | 600m to | 400m to | 200m to | Total or | Margin |
|--------|---------|------------------------------|----------|----------|----------|----------|----------|----------|----------|---------|---------|---------|---------|----------|--------|
| 2nd | 17 | Flyin Sid (1) | 2000m | 1800m | 1600m | 1400m | 1200m | 1000m | 800m | 600m | 400m | 200m | WP | Average | |
| | | Position in running (margin) | 4(8.3) | 5(9.4) | 5(10.8) | 5(12.1) | 5(6.4) | 1(0.0) | 1(0.0) | 1(0.0) | 1(0.0) | 1(0.0) | 1(0.0) | | 0.00 |
| | | Sectional time (s) | 16.35 | 15.81 | 16.07 | 15.27 | 14.82 | 14.29 | 15.93 | 15.40 | 14.96 | 14.83 | 15.57 | | |
| | | Cumulative time (s) | 169.30 | 152.95 | 137.14 | 121.07 | 105.80 | 90.98 | 76.69 | 60.76 | 45.36 | 30.40 | 15.57 | 3:24.05 | |
| | | Speed (m/s) | 12.23 | 12.65 | 12.45 | 13.10 | 13.50 | 14.00 | 12.55 | 12.99 | 13.37 | 13.49 | 12.85 | 12.74 | |
| | | Stride length (m) | 5.66 | 5.89 | 5.87 | 6.05 | 6.20 | 6.24 | 5.81 | 5.93 | 5.98 | 5.96 | 5.85 | 5.90 | |
| | | Stride duration (s) | 0.463 | 0.466 | 0.471 | 0.462 | 0.460 | 0.446 | 0.463 | 0.457 | 0.447 | 0.442 | 0.456 | 0.463 | |
| | | Stride efficiency (%) | 50.04 | 54.24 | 53.80 | 57.15 | 60.06 | 60.91 | 52.73 | 54.99 | 55.92 | 55.55 | 53.49 | 54.31 | |
| | | Stride count | 35.34 | 33.95 | 34.09 | 33.07 | 32.26 | 32.03 | 34.43 | 33.72 | 33.43 | 33.54 | 34.18 | 441.03 | |

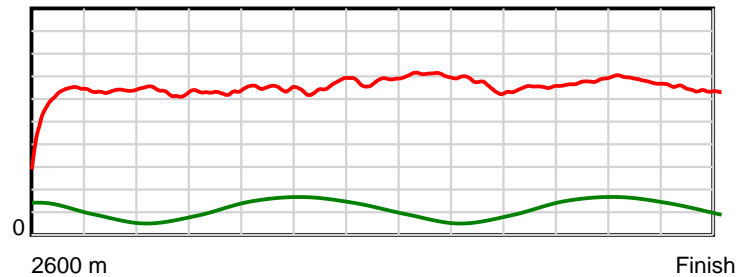
10 m Stride length



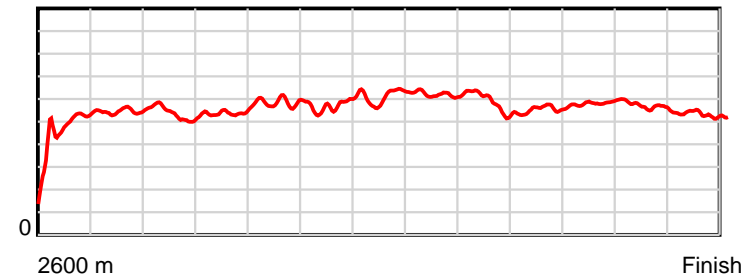
0.6 s Stride duration



20 m/sec Speed



100 % Stride efficiency



Note: Horizontal distance axis grid lines are 200m furlongs.

Disclaimer.

HRNZ and NZMTC and Thoroughbred Ratings Pty Ltd accepts no responsibility for the completeness or accuracy of any of the information contained herein, and makes no representations about its suitability for any particular purpose. Users should make their own judgements about those matters and/or seek independent advice. You assume all risks associated with use of the data provided on this page.



Race Results



November 28, 2021, Race 8, MCMILLAN EQUINE FEEDS TROT, Distance 2600m, Addington - Survey 3200m

| Result | TAB no. | Horse (Barrier) | 2600 to | 2400m to |
|--------|---------|------------------------------|--------------|--------------|
| 3rd | 5 | Bryan Boru (6) | 2400m | 2200m |
| | | Position in running (margin) | - | 7(3.9) |
| | | Sectional time (s) | 17.67 | 16.05 |
| | | Cumulative time (s) | 204.13 | 186.46 |
| | | Speed (m/s) | 11.32 | 12.46 |
| | | Stride length (m) | 5.55 | 5.99 |
| | | Stride duration (s) | 0.481 | 0.480 |
| | | Stride efficiency (%) | 48.13 | 55.99 |
| | | Stride count | 36.04 | 33.41 |

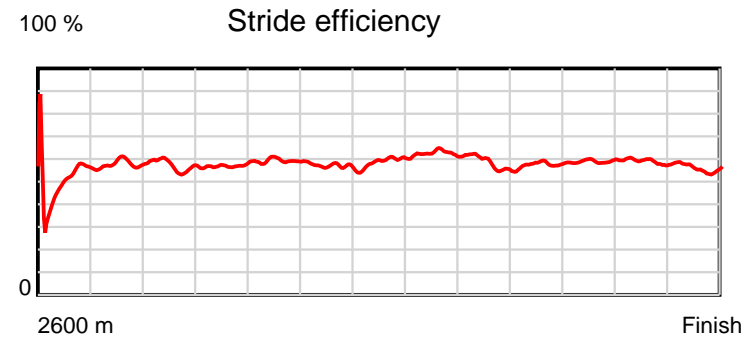
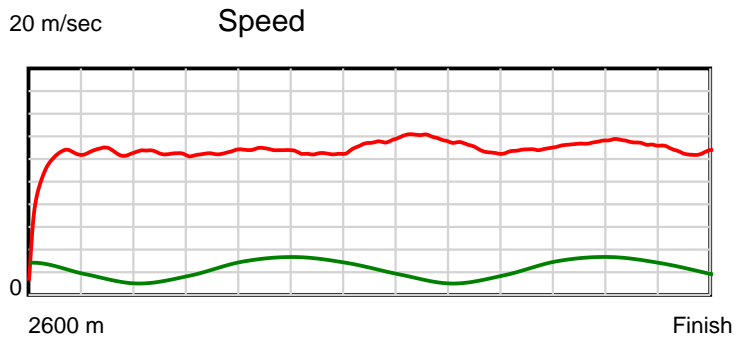
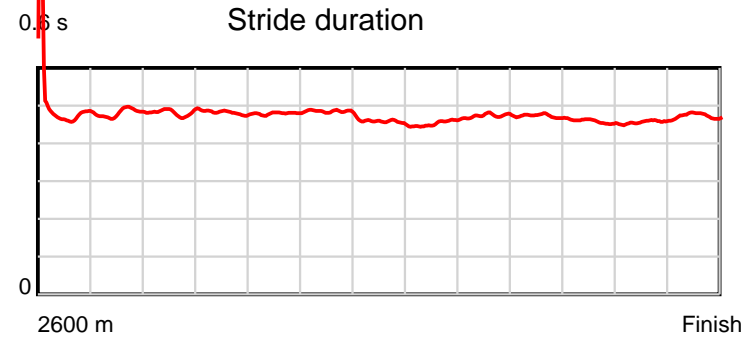
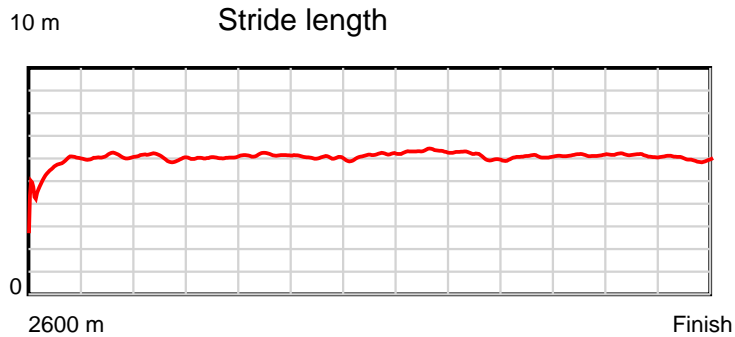
Disclaimer.

HRNZ and NZMTC and Thoroughbred Ratings Pty Ltd accepts no responsibility for the completeness or accuracy of any of the information contained herein, and makes no representations about its suitability for any particular purpose. Users should make their own judgements about those matters and/or seek independent advice. You assume all risks associated with use of the data provided on this page.

Race Results

November 28, 2021, Race 8, MCMILLAN EQUINE FEEDS TROT, Distance 2600m, Addington - Survey 3200m

| Result | TAB no. | Horse (Barrier) | 2200m to | 2000m to | 1800m to | 1600m to | 1400m to | 1200m to | 1000m to | 800m to | 600m to | 400m to | 200m to | Total or | Margin |
|--------|---------|------------------------------|--------------|--------------|--------------|--------------|--------------|--------------|-------------|-------------|-------------|-------------|-----------|----------------|--------|
| 3rd | 5 | Bryan Boru (6) | 2000m | 1800m | 1600m | 1400m | 1200m | 1000m | 800m | 600m | 400m | 200m | WP | Average | |
| | | Position in running (margin) | 6(6.2) | 8(7.2) | 9(8.9) | 9(9.0) | 8(8.5) | 2(1.1) | 1(0.0) | 1(0.0) | 1(0.0) | 1(0.0) | 1(0.0) | | 0.00 |
| | | Sectional time (s) | 16.29 | 15.85 | 15.90 | 16.12 | 14.79 | 14.55 | 15.77 | 15.48 | 15.00 | 14.78 | 15.88 | | |
| | | Cumulative time (s) | 170.41 | 154.12 | 138.27 | 122.37 | 106.25 | 91.46 | 76.91 | 61.14 | 45.66 | 30.66 | 15.88 | 3:24.13 | |
| | | Speed (m/s) | 12.28 | 12.62 | 12.58 | 12.41 | 13.52 | 13.75 | 12.68 | 12.92 | 13.33 | 13.53 | 12.59 | 12.74 | |
| | | Stride length (m) | 5.92 | 6.07 | 6.03 | 6.00 | 6.17 | 6.26 | 6.00 | 6.10 | 6.09 | 6.20 | 5.97 | 6.02 | |
| | | Stride duration (s) | 0.482 | 0.481 | 0.480 | 0.483 | 0.456 | 0.455 | 0.473 | 0.472 | 0.457 | 0.458 | 0.474 | 0.473 | |
| | | Stride efficiency (%) | 54.82 | 57.60 | 56.89 | 56.24 | 59.49 | 61.15 | 56.24 | 58.12 | 57.96 | 60.03 | 55.76 | 56.67 | |
| | | Stride count | 33.77 | 32.94 | 33.15 | 33.34 | 32.42 | 31.97 | 33.34 | 32.79 | 32.84 | 32.27 | 33.48 | 431.76 | |



Note: Horizontal distance axis grid lines are 200m furlongs.

Disclaimer.

HRNZ and NZMTC and Thoroughbred Ratings Pty Ltd accepts no responsibility for the completeness or accuracy of any of the information contained herein, and makes no representations about its suitability for any particular purpose. Users should make their own judgements about those matters and/or seek independent advice. You assume all risks associated with use of the data provided on this page.



Race Results



November 28, 2021, Race 8, MCMILLAN EQUINE FEEDS TROT, Distance 2600m, Addington - Survey 3200m

| Result | TAB no. | Horse (Barrier) | 2600 to | 2400m to |
|--------|---------|------------------------------|--------------|--------------|
| 4th | 13 | Awesome Impee (12) | 2400m | 2200m |
| | | Position in running (margin) | - | 4(0.8) |
| | | Sectional time (s) | 17.53 | 15.62 |
| | | Cumulative time (s) | 204.17 | 186.64 |
| | | Speed (m/s) | 11.41 | 12.80 |
| | | Stride length (m) | 5.17 | 5.59 |
| | | Stride duration (s) | 0.421 | 0.437 |
| | | Stride efficiency (%) | 41.80 | 48.88 |
| | | Stride count | 38.67 | 35.76 |

Disclaimer.

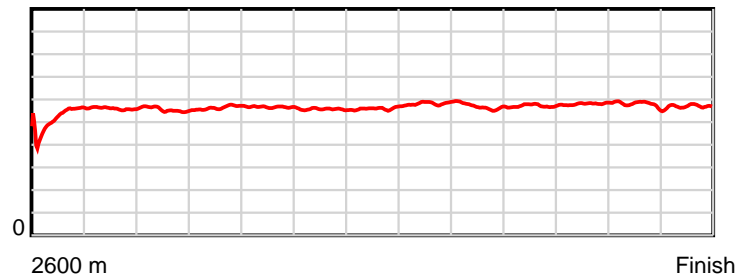
HRNZ and NZMTC and Thoroughbred Ratings Pty Ltd accepts no responsibility for the completeness or accuracy of any of the information contained herein, and makes no representations about its suitability for any particular purpose. Users should make their own judgements about those matters and/or seek independent advice. You assume all risks associated with use of the data provided on this page.

Race Results

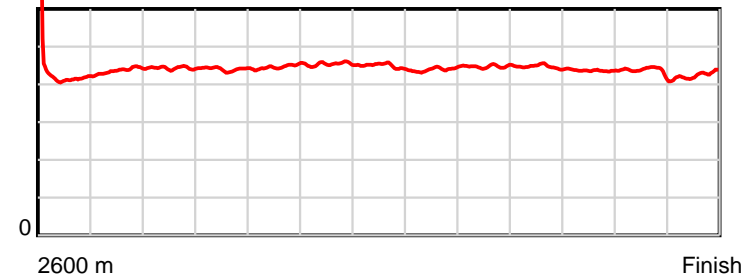
November 28, 2021, Race 8, MCMILLAN EQUINE FEEDS TROT, Distance 2600m, Addington - Survey 3200m

| Result | TAB no. | Horse (Barrier) | 2200m to | 2000m to | 1800m to | 1600m to | 1400m to | 1200m to | 1000m to | 800m to | 600m to | 400m to | 200m to | Total or | Margin |
|--------|---------|------------------------------|--------------|--------------|--------------|--------------|--------------|--------------|-------------|-------------|-------------|-------------|-----------|----------------|--------|
| 4th | 13 | Awesome Impee (12) | 2000m | 1800m | 1600m | 1400m | 1200m | 1000m | 800m | 600m | 400m | 200m | WP | Average | |
| | | Position in running (margin) | 1(0.0) | 1(0.0) | 1(0.0) | 1(0.0) | 1(0.0) | 2(0.1) | 3(3.4) | 3(1.5) | 3(2.4) | 3(3.0) | 3(4.3) | | 0.00 |
| | | Sectional time (s) | 15.97 | 15.56 | 15.80 | 16.34 | 16.03 | 15.07 | 15.60 | 15.56 | 15.06 | 15.05 | 14.98 | | |
| | | Cumulative time (s) | 171.02 | 155.05 | 139.49 | 123.69 | 107.35 | 91.32 | 76.25 | 60.65 | 45.09 | 30.03 | 14.98 | 3:24.17 | |
| | | Speed (m/s) | 12.52 | 12.85 | 12.66 | 12.24 | 12.48 | 13.27 | 12.82 | 12.85 | 13.28 | 13.29 | 13.35 | 12.73 | |
| | | Stride length (m) | 5.55 | 5.66 | 5.65 | 5.55 | 5.60 | 5.83 | 5.74 | 5.74 | 5.80 | 5.80 | 5.67 | 5.64 | |
| | | Stride duration (s) | 0.444 | 0.441 | 0.446 | 0.454 | 0.449 | 0.439 | 0.448 | 0.447 | 0.437 | 0.436 | 0.425 | 0.443 | |
| | | Stride efficiency (%) | 48.21 | 50.13 | 49.93 | 48.20 | 49.07 | 53.11 | 51.49 | 51.53 | 52.52 | 52.54 | 50.21 | 49.69 | |
| | | Stride count | 36.01 | 35.31 | 35.38 | 36.01 | 35.69 | 34.31 | 34.84 | 34.83 | 34.50 | 34.49 | 35.28 | 461.08 | |

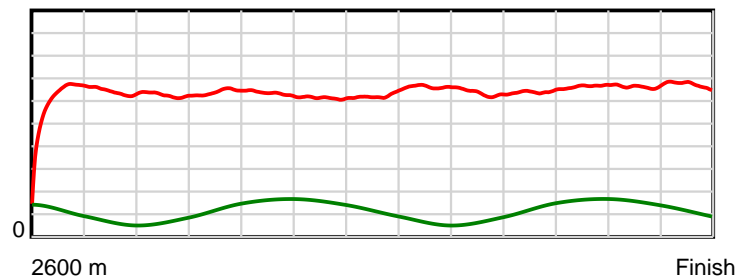
10 m Stride length



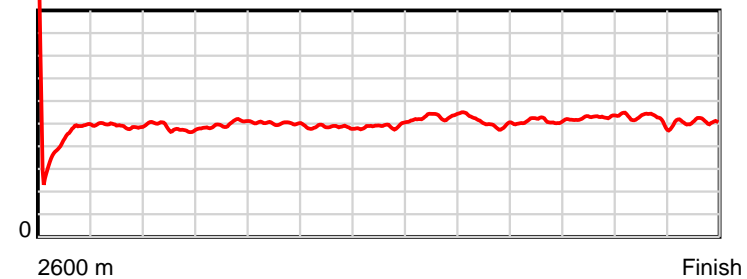
0.6 s Stride duration



20 m/sec Speed



100 % Stride efficiency



Note: Horizontal distance axis grid lines are 200m furlongs.

Disclaimer.

HRNZ and NZMTC and Thoroughbred Ratings Pty Ltd accepts no responsibility for the completeness or accuracy of any of the information contained herein, and makes no representations about its suitability for any particular purpose. Users should make their own judgements about those matters and/or seek independent advice. You assume all risks associated with use of the data provided on this page.



Race Results



November 28, 2021, Race 8, MCMILLAN EQUINE FEEDS TROT, Distance 2600m, Addington - Survey 3200m

| Result | TAB no. | Horse (Barrier) | 2600 to | 2400m to |
|--------|---------|------------------------------|--------------|--------------|
| 5th | 6 | Smudgee (7) | 2400m | 2200m |
| | | Position in running (margin) | - | 2(1.4) |
| | | Sectional time (s) | 17.28 | 16.10 |
| | | Cumulative time (s) | 204.31 | 187.03 |
| | | Speed (m/s) | 11.57 | 12.42 |
| | | Stride length (m) | 5.67 | 5.75 |
| | | Stride duration (s) | 0.479 | 0.463 |
| | | Stride efficiency (%) | 50.16 | 51.69 |
| | | Stride count | 35.30 | 34.77 |

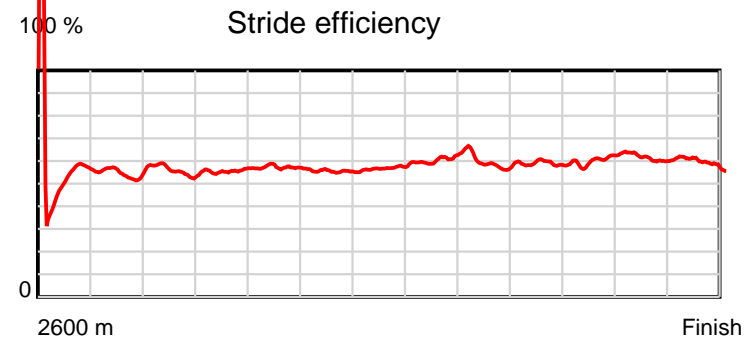
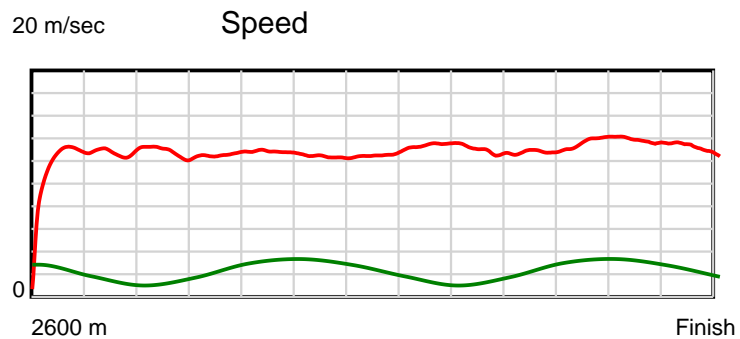
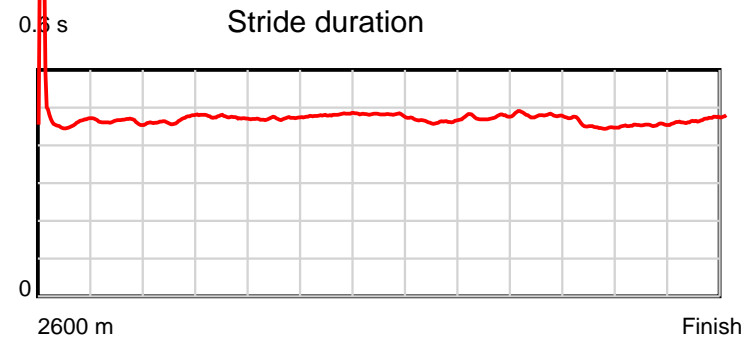
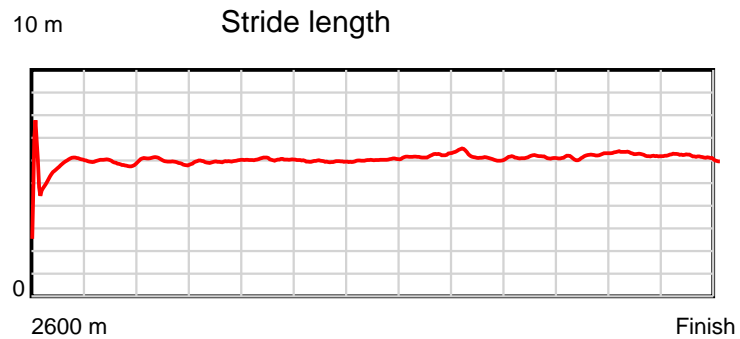
Disclaimer.

HRNZ and NZMTC and Thoroughbred Ratings Pty Ltd accepts no responsibility for the completeness or accuracy of any of the information contained herein, and makes no representations about its suitability for any particular purpose. Users should make their own judgements about those matters and/or seek independent advice. You assume all risks associated with use of the data provided on this page.

Race Results

November 28, 2021, Race 8, MCMILLAN EQUINE FEEDS TROT, Distance 2600m, Addington - Survey 3200m

| Result | TAB no. | Horse (Barrier) | 2200m to | 2000m to | 1800m to | 1600m to | 1400m to | 1200m to | 1000m to | 800m to | 600m to | 400m to | 200m to | Total or | Margin |
|--------|---------|------------------------------|----------|----------|----------|----------|----------|----------|----------|---------|---------|---------|---------|----------|--------|
| 5th | 6 | Smudgee (7) | 2000m | 1800m | 1600m | 1400m | 1200m | 1000m | 800m | 600m | 400m | 200m | WP | Average | |
| | | Position in running (margin) | 4(4.0) | 3(3.5) | 5(5.2) | 5(4.7) | 5(4.6) | 5(3.5) | 5(4.6) | 6(4.0) | 6(4.5) | 5(3.8) | 4(3.5) | | 0.00 |
| | | Sectional time (s) | 16.02 | 15.85 | 15.81 | 16.18 | 15.84 | 15.04 | 15.84 | 15.48 | 14.84 | 14.78 | 15.25 | | |
| | | Cumulative time (s) | 170.93 | 154.91 | 139.06 | 123.25 | 107.07 | 91.23 | 76.19 | 60.35 | 44.87 | 30.03 | 15.25 | 3:24.31 | |
| | | Speed (m/s) | 12.48 | 12.62 | 12.65 | 12.36 | 12.63 | 13.30 | 12.63 | 12.92 | 13.48 | 13.53 | 13.11 | 12.73 | |
| | | Stride length (m) | 5.83 | 5.98 | 5.96 | 5.94 | 6.08 | 6.17 | 6.02 | 6.18 | 6.10 | 6.14 | 6.16 | 5.99 | |
| | | Stride duration (s) | 0.467 | 0.474 | 0.471 | 0.481 | 0.481 | 0.464 | 0.477 | 0.478 | 0.452 | 0.454 | 0.469 | 0.471 | |
| | | Stride efficiency (%) | 53.16 | 55.97 | 55.56 | 55.14 | 57.71 | 59.50 | 56.61 | 59.60 | 58.15 | 58.98 | 59.25 | 56.15 | |
| | | Stride count | 34.29 | 33.42 | 33.54 | 33.67 | 32.91 | 32.41 | 33.23 | 32.39 | 32.79 | 32.55 | 32.48 | 433.75 | |



Note: Horizontal distance axis grid lines are 200m furlongs.

Disclaimer.

HRNZ and NZMTC and Thoroughbred Ratings Pty Ltd accepts no responsibility for the completeness or accuracy of any of the information contained herein, and makes no representations about its suitability for any particular purpose. Users should make their own judgements about those matters and/or seek independent advice. You assume all risks associated with use of the data provided on this page.



Race Results



November 28, 2021, Race 8, MCMILLAN EQUINE FEEDS TROT, Distance 2600m, Addington - Survey 3200m

| Result | TAB no. | Horse (Barrier) | 2600 to | 2400m to |
|--------|---------|------------------------------|--------------|--------------|
| 6th | 2 | Tres Magnifiqu... (3) | 2400m | 2200m |
| | | Position in running (margin) | - | 1(0.0) |
| | | Sectional time (s) | 17.41 | 16.69 |
| | | Cumulative time (s) | 204.36 | 186.95 |
| | | Speed (m/s) | 11.49 | 11.98 |
| | | Stride length (m) | 5.31 | 5.41 |
| | | Stride duration (s) | 0.461 | 0.451 |
| | | Stride efficiency (%) | 44.13 | 45.71 |
| | | Stride count | 37.64 | 36.98 |

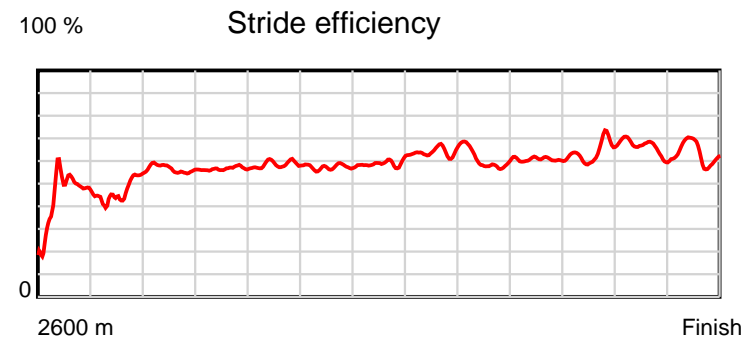
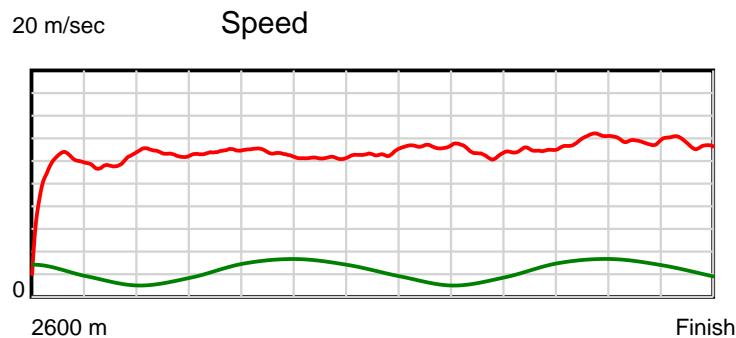
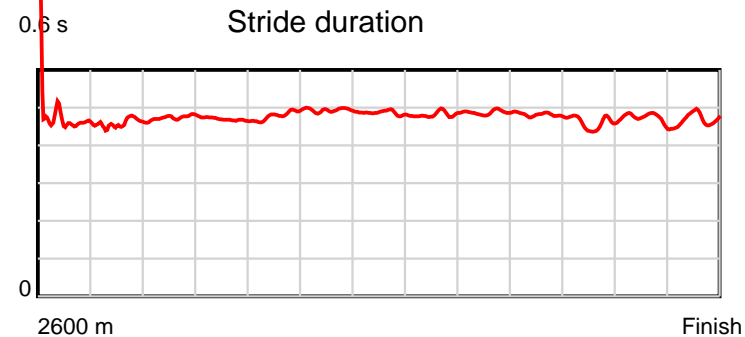
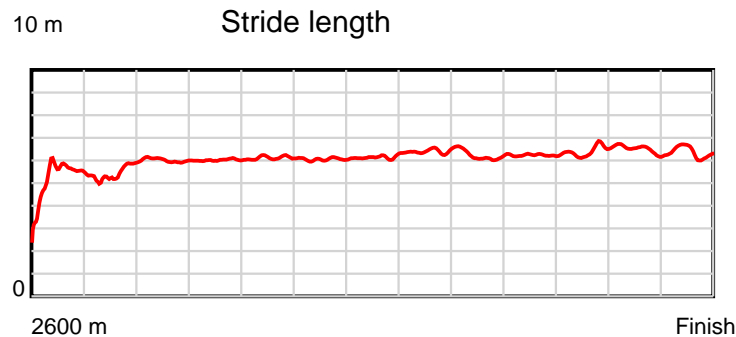
Disclaimer.

HRNZ and NZMTC and Thoroughbred Ratings Pty Ltd accepts no responsibility for the completeness or accuracy of any of the information contained herein, and makes no representations about its suitability for any particular purpose. Users should make their own judgements about those matters and/or seek independent advice. You assume all risks associated with use of the data provided on this page.

Race Results

November 28, 2021, Race 8, MCMILLAN EQUINE FEEDS TROT, Distance 2600m, Addington - Survey 3200m

| Result | TAB no. | Horse (Barrier) | 2200m to | 2000m to | 1800m to | 1600m to | 1400m to | 1200m to | 1000m to | 800m to | 600m to | 400m to | 200m to | Total or | Margin |
|--------|---------|------------------------------|----------|----------|----------|----------|----------|----------|----------|---------|---------|---------|---------|----------|--------|
| 6th | 2 | Tres Magnificu... (3) | 2000m | 1800m | 1600m | 1400m | 1200m | 1000m | 800m | 600m | 400m | 200m | WP | Average | |
| | | Position in running (margin) | 1(0.0) | 1(0.0) | 1(0.0) | 1(0.0) | 1(0.0) | 1(0.0) | 1(0.0) | 1(0.0) | 1(0.0) | 1(0.0) | 1(0.0) | | 0.00 |
| | | Sectional time (s) | 15.79 | 15.60 | 15.80 | 16.20 | 16.05 | 14.98 | 15.76 | 15.57 | 14.62 | 14.75 | 15.14 | | |
| | | Cumulative time (s) | 170.26 | 154.47 | 138.87 | 123.07 | 106.87 | 90.82 | 75.84 | 60.08 | 44.51 | 29.89 | 15.14 | 3:24.36 | |
| | | Speed (m/s) | 12.67 | 12.82 | 12.66 | 12.35 | 12.46 | 13.35 | 12.69 | 12.85 | 13.68 | 13.56 | 13.21 | 12.72 | |
| | | Stride length (m) | 6.00 | 6.01 | 6.08 | 6.09 | 6.06 | 6.43 | 6.19 | 6.17 | 6.29 | 6.39 | 6.23 | 6.03 | |
| | | Stride duration (s) | 0.474 | 0.469 | 0.480 | 0.493 | 0.486 | 0.482 | 0.488 | 0.481 | 0.460 | 0.471 | 0.472 | 0.474 | |
| | | Stride efficiency (%) | 56.29 | 56.51 | 57.70 | 58.00 | 57.38 | 64.66 | 59.84 | 59.55 | 61.87 | 63.81 | 60.60 | 56.87 | |
| | | Stride count | 33.32 | 33.26 | 32.91 | 32.83 | 33.01 | 31.09 | 32.32 | 32.40 | 31.79 | 31.30 | 32.12 | 430.97 | |



Note: Horizontal distance axis grid lines are 200m furlongs.

Disclaimer.

HRNZ and NZMTC and Thoroughbred Ratings Pty Ltd accepts no responsibility for the completeness or accuracy of any of the information contained herein, and makes no representations about its suitability for any particular purpose. Users should make their own judgements about those matters and/or seek independent advice. You assume all risks associated with use of the data provided on this page.



Race Results



November 28, 2021, Race 8, MCMILLAN EQUINE FEEDS TROT, Distance 2600m, Addington - Survey 3200m

| Result | TAB no. | Horse (Barrier) | 2600 to | 2400m to |
|--------|---------|------------------------------|--------------|--------------|
| 7th | 9 | Tedesco (10) | 2400m | 2200m |
| | | Position in running (margin) | - | 5(2.9) |
| | | Sectional time (s) | 17.89 | 16.17 |
| | | Cumulative time (s) | 204.55 | 186.66 |
| | | Speed (m/s) | 11.18 | 12.37 |
| | | Stride length (m) | 5.32 | 5.69 |
| | | Stride duration (s) | 0.462 | 0.460 |
| | | Stride efficiency (%) | 44.29 | 50.66 |
| | | Stride count | 37.57 | 35.13 |

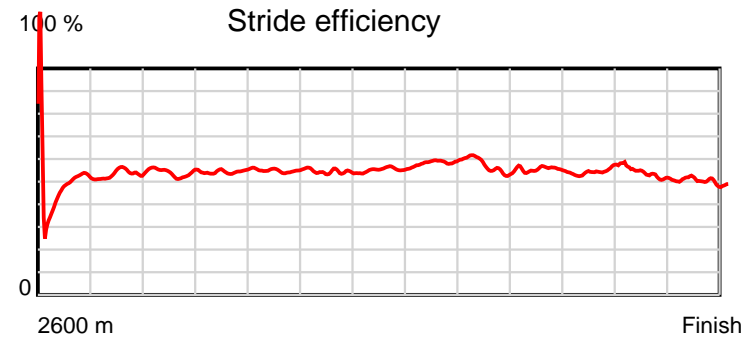
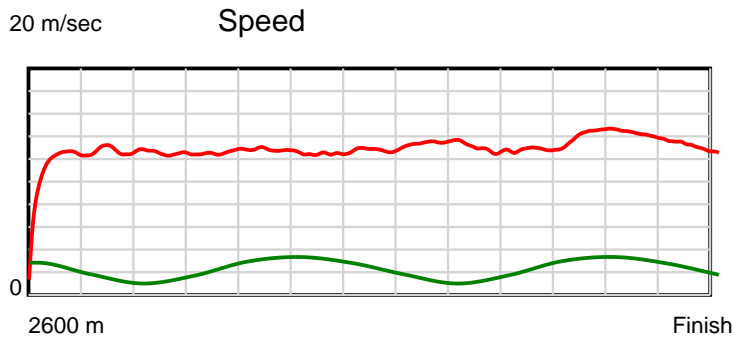
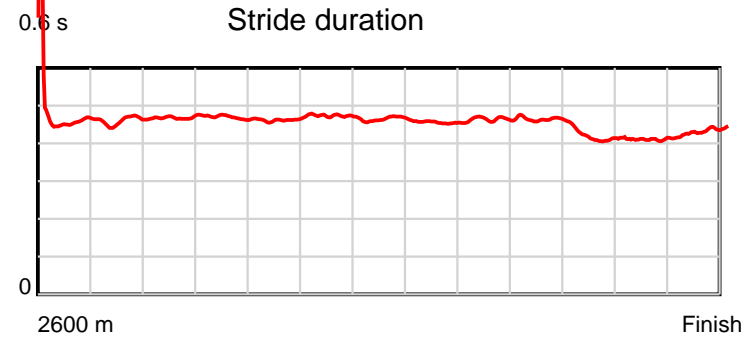
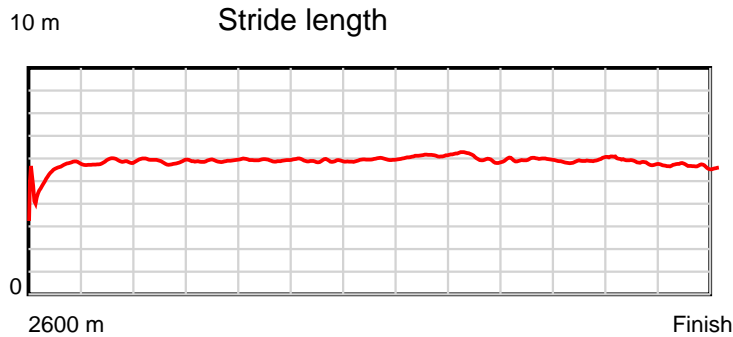
Disclaimer.

HRNZ and NZMTC and Thoroughbred Ratings Pty Ltd accepts no responsibility for the completeness or accuracy of any of the information contained herein, and makes no representations about its suitability for any particular purpose. Users should make their own judgements about those matters and/or seek independent advice. You assume all risks associated with use of the data provided on this page.

Race Results

November 28, 2021, Race 8, MCMILLAN EQUINE FEEDS TROT, Distance 2600m, Addington - Survey 3200m

| Result | TAB no. | Horse (Barrier) | 2200m to | 2000m to | 1800m to | 1600m to | 1400m to | 1200m to | 1000m to | 800m to | 600m to | 400m to | 200m to | Total or | Margin |
|--------|---------|------------------------------|--------------|--------------|--------------|--------------|--------------|--------------|-------------|-------------|-------------|-------------|-----------|----------------|--------|
| 7th | 9 | Tedesco (10) | 2000m | 1800m | 1600m | 1400m | 1200m | 1000m | 800m | 600m | 400m | 200m | WP | Average | |
| | | Position in running (margin) | 5(5.4) | 7(7.7) | 7(9.4) | 7(9.6) | 7(8.0) | 7(5.0) | 7(8.3) | 7(7.7) | 8(8.8) | 5(5.6) | 3(3.9) | | 0.00 |
| | | Sectional time (s) | 16.35 | 15.84 | 15.84 | 16.07 | 15.52 | 15.06 | 15.82 | 15.59 | 14.43 | 14.55 | 15.42 | | |
| | | Cumulative time (s) | 170.49 | 154.14 | 138.30 | 122.46 | 106.39 | 90.87 | 75.81 | 59.99 | 44.40 | 29.97 | 15.42 | 3:24.55 | |
| | | Speed (m/s) | 12.23 | 12.63 | 12.63 | 12.45 | 12.89 | 13.28 | 12.64 | 12.83 | 13.86 | 13.75 | 12.97 | 12.71 | |
| | | Stride length (m) | 5.73 | 5.92 | 5.84 | 5.89 | 5.98 | 6.05 | 5.88 | 5.94 | 5.74 | 5.66 | 5.64 | 5.79 | |
| | | Stride duration (s) | 0.468 | 0.469 | 0.463 | 0.473 | 0.464 | 0.456 | 0.465 | 0.463 | 0.414 | 0.411 | 0.435 | 0.455 | |
| | | Stride efficiency (%) | 51.28 | 54.86 | 53.31 | 54.22 | 55.92 | 57.21 | 54.07 | 55.12 | 51.52 | 49.97 | 49.66 | 52.30 | |
| | | Stride count | 34.91 | 33.76 | 34.24 | 33.95 | 33.43 | 33.06 | 34.00 | 33.68 | 34.83 | 35.37 | 35.48 | 449.41 | |



Note: Horizontal distance axis grid lines are 200m furlongs.

Disclaimer.

HRNZ and NZMTC and Thoroughbred Ratings Pty Ltd accepts no responsibility for the completeness or accuracy of any of the information contained herein, and makes no representations about its suitability for any particular purpose. Users should make their own judgements about those matters and/or seek independent advice. You assume all risks associated with use of the data provided on this page.



Race Results



November 28, 2021, Race 8, MCMILLAN EQUINE FEEDS TROT, Distance 2600m, Addington - Survey 3200m

| Result | TAB no. | Horse (Barrier) | 2600 to | 2400m to |
|--------|---------|------------------------------|--------------|--------------|
| 8th | 8 | Shifty (9) | 2400m | 2200m |
| | | Position in running (margin) | - | 3(0.5) |
| | | Sectional time (s) | 17.48 | 16.25 |
| | | Cumulative time (s) | 204.58 | 187.10 |
| | | Speed (m/s) | 11.44 | 12.31 |
| | | Stride length (m) | 52.00 | 23.65 |
| | | Stride duration (s) | 4.425 | 1.921 |
| | | Stride efficiency (%) | 4225.24 | 873.74 |
| | | Stride count | 3.85 | 8.46 |

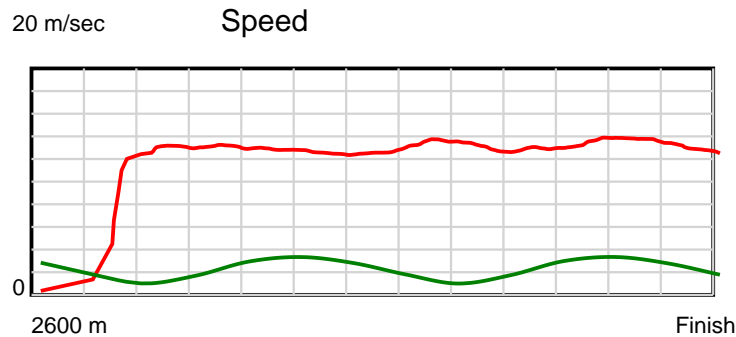
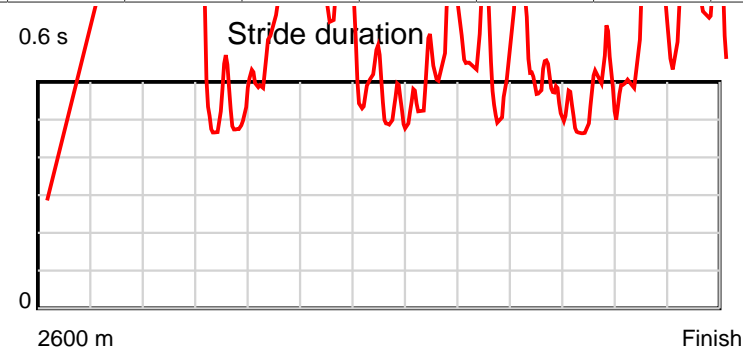
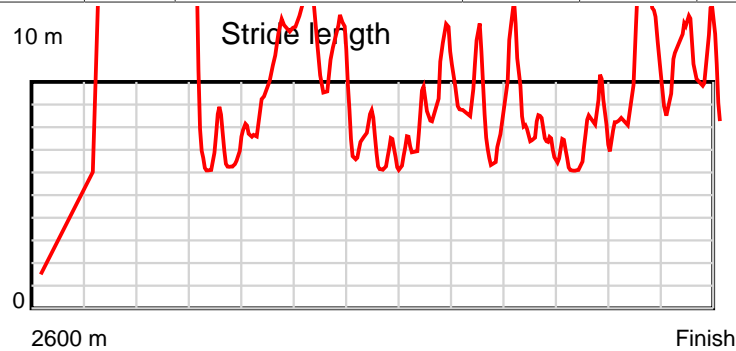
Disclaimer.

HRNZ and NZMTC and Thoroughbred Ratings Pty Ltd accepts no responsibility for the completeness or accuracy of any of the information contained herein, and makes no representations about its suitability for any particular purpose. Users should make their own judgements about those matters and/or seek independent advice. You assume all risks associated with use of the data provided on this page.

Race Results

November 28, 2021, Race 8, MCMILLAN EQUINE FEEDS TROT, Distance 2600m, Addington - Survey 3200m

| Result | TAB no. | Horse (Barrier) | 2200m to | 2000m to | 1800m to | 1600m to | 1400m to | 1200m to | 1000m to | 800m to | 600m to | 400m to | 200m to | Total or | Margin |
|--------|---------|------------------------------|----------|----------|----------|----------|----------|----------|----------|---------|---------|---------|---------|----------|--------|
| 8th | 8 | Shifty (9) | 2000m | 1800m | 1600m | 1400m | 1200m | 1000m | 800m | 600m | 400m | 200m | WP | Average | |
| | | Position in running (margin) | 3(2.3) | 1(0.0) | 1(0.0) | 1(0.0) | 1(0.0) | 1(0.0) | 2(3.0) | 2(1.4) | 2(2.2) | 2(2.2) | 2(3.4) | | 0.00 |
| | | Sectional time (s) | 15.72 | 15.33 | 15.85 | 16.34 | 15.88 | 15.02 | 15.66 | 15.53 | 14.97 | 15.01 | 15.54 | | |
| | | Cumulative time (s) | 170.85 | 155.13 | 139.80 | 123.95 | 107.61 | 91.73 | 76.71 | 61.05 | 45.52 | 30.55 | 15.54 | 3:24.58 | |
| | | Speed (m/s) | 12.72 | 13.05 | 12.62 | 12.24 | 12.59 | 13.32 | 12.77 | 12.88 | 13.36 | 13.32 | 12.87 | 12.71 | |
| | | Stride length (m) | 16.24 | 6.74 | 9.43 | 9.25 | 6.67 | 7.33 | 7.63 | 6.74 | 6.50 | 9.98 | 7.70 | 9.06 | |
| | | Stride duration (s) | 1.277 | 0.517 | 0.747 | 0.756 | 0.530 | 0.551 | 0.598 | 0.523 | 0.487 | 0.749 | 0.599 | 0.713 | |
| | | Stride efficiency (%) | 412.34 | 71.07 | 139.02 | 133.74 | 69.54 | 84.05 | 91.05 | 70.91 | 66.10 | 155.58 | 92.74 | 128.26 | |
| | | Stride count | 12.31 | 29.66 | 21.20 | 21.62 | 29.98 | 27.27 | 26.20 | 29.69 | 30.75 | 20.04 | 25.96 | 286.99 | |



Note: Horizontal distance axis grid lines are 200m furlongs.

Disclaimer.

HRNZ and NZMTC and Thoroughbred Ratings Pty Ltd accepts no responsibility for the completeness or accuracy of any of the information contained herein, and makes no representations about its suitability for any particular purpose. Users should make their own judgements about those matters and/or seek independent advice. You assume all risks associated with use of the data provided on this page.



Race Results



November 28, 2021, Race 8, MCMILLAN EQUINE FEEDS TROT, Distance 2600m, Addington - Survey 3200m

| Result | TAB no. | Horse (Barrier) | 2600 to | 2400m to |
|--------|---------|------------------------------|---------|----------|
| 9th | 1 | Ali Lindenny (2) | 2400m | 2200m |
| | | Position in running (margin) | - | 1(0.0) |
| | | Sectional time (s) | 17.02 | 15.66 |
| | | Cumulative time (s) | 204.82 | 187.80 |
| | | Speed (m/s) | 11.75 | 12.77 |
| | | Stride length (m) | 5.20 | 6.05 |
| | | Stride duration (s) | 0.443 | 0.473 |
| | | Stride efficiency (%) | 42.32 | 57.12 |
| | | Stride count | 38.43 | 33.08 |

Disclaimer.

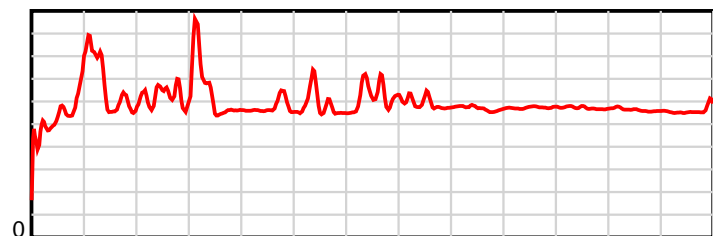
HRNZ and NZMTC and Thoroughbred Ratings Pty Ltd accepts no responsibility for the completeness or accuracy of any of the information contained herein, and makes no representations about its suitability for any particular purpose. Users should make their own judgements about those matters and/or seek independent advice. You assume all risks associated with use of the data provided on this page.

Race Results

November 28, 2021, Race 8, MCMILLAN EQUINE FEEDS TROT, Distance 2600m, Addington - Survey 3200m

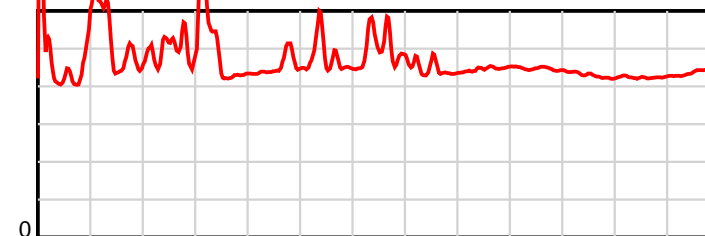
| Result | TAB no. | Horse (Barrier) | 2200m to | 2000m to | 1800m to | 1600m to | 1400m to | 1200m to | 1000m to | 800m to | 600m to | 400m to | 200m to | Total or | Margin |
|--------|---------|------------------------------|----------|----------|----------|----------|----------|----------|----------|---------|---------|---------|---------|----------|--------|
| 9th | 1 | Ali Lindenny (2) | 2000m | 1800m | 1600m | 1400m | 1200m | 1000m | 800m | 600m | 400m | 200m | WP | Average | |
| | | Position in running (margin) | 1(0.0) | 1(0.0) | 1(0.0) | 1(0.0) | 1(0.0) | 1(0.0) | 2(1.1) | 2(0.0) | 2(1.5) | 2(2.8) | | | 0.00 |
| | | Sectional time (s) | 16.11 | 15.58 | 15.89 | 16.20 | 16.02 | 15.05 | 15.75 | 15.54 | 15.07 | 15.04 | 15.89 | | |
| | | Cumulative time (s) | 172.14 | 156.03 | 140.45 | 124.56 | 108.36 | 92.34 | 77.29 | 61.54 | 46.00 | 30.93 | 15.89 | 3:24.82 | |
| | | Speed (m/s) | 12.41 | 12.84 | 12.59 | 12.35 | 12.48 | 13.29 | 12.70 | 12.87 | 13.27 | 13.30 | 12.59 | 12.69 | |
| | | Stride length (m) | 6.15 | 5.94 | 5.66 | 5.76 | 6.14 | 5.85 | 5.66 | 5.75 | 5.69 | 5.64 | 5.60 | 5.77 | |
| | | Stride duration (s) | 0.496 | 0.462 | 0.450 | 0.467 | 0.492 | 0.440 | 0.445 | 0.447 | 0.429 | 0.424 | 0.445 | 0.454 | |
| | | Stride efficiency (%) | 59.16 | 55.11 | 50.10 | 51.92 | 58.90 | 53.40 | 50.02 | 51.64 | 50.60 | 49.68 | 49.03 | 51.94 | |
| | | Stride count | 32.51 | 33.68 | 35.32 | 34.70 | 32.58 | 34.21 | 35.35 | 34.79 | 35.15 | 35.47 | 35.70 | 450.97 | |

10 m Stride length



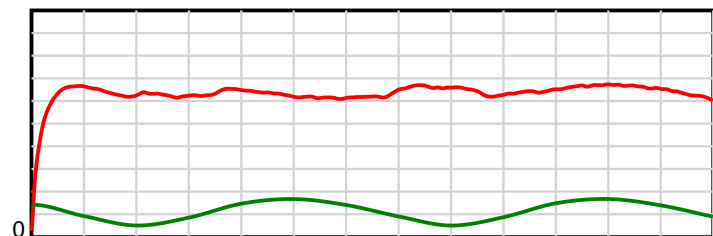
2600 m Finish

0.5 s Stride duration



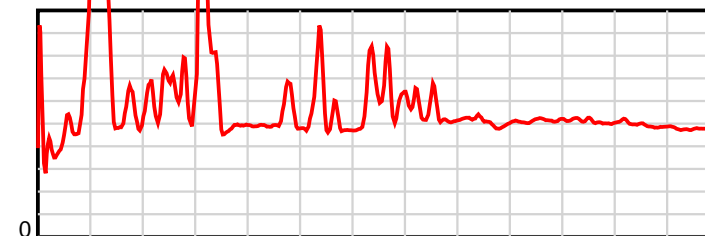
2600 m Finish

20 m/sec Speed



2600 m Finish

100 % Stride efficiency



2600 m Finish

Note: Horizontal distance axis grid lines are 200m furlongs.

Disclaimer.

HRNZ and NZMTC and Thoroughbred Ratings Pty Ltd accepts no responsibility for the completeness or accuracy of any of the information contained herein, and makes no representations about its suitability for any particular purpose. Users should make their own judgements about those matters and/or seek independent advice. You assume all risks associated with use of the data provided on this page.



Race Results



November 28, 2021, Race 8, MCMILLAN EQUINE FEEDS TROT, Distance 2600m, Addington - Survey 3200m

| Result | TAB no. | Horse (Barrier) | 2600 to | 2400m to |
|--------|---------|------------------------------|--------------|--------------|
| 10th | 4 | Shes So Right (5) | 2400m | 2200m |
| | | Position in running (margin) | - | 2(0.4) |
| | | Sectional time (s) | 17.48 | 15.88 |
| | | Cumulative time (s) | 205.00 | 187.52 |
| | | Speed (m/s) | 11.44 | 12.59 |
| | | Stride length (m) | 5.15 | 5.77 |
| | | Stride duration (s) | 0.438 | 0.458 |
| | | Stride efficiency (%) | 41.38 | 52.00 |
| | | Stride count | 38.86 | 34.67 |

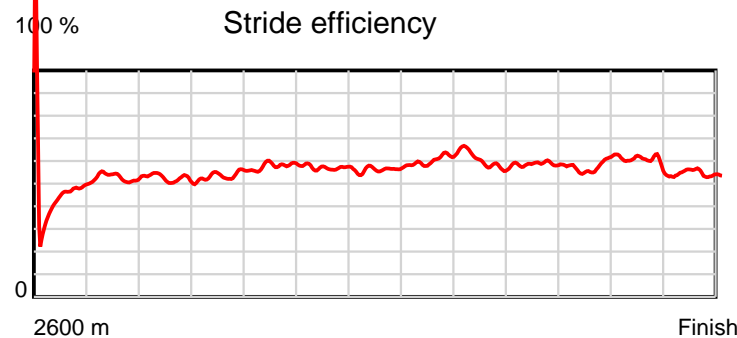
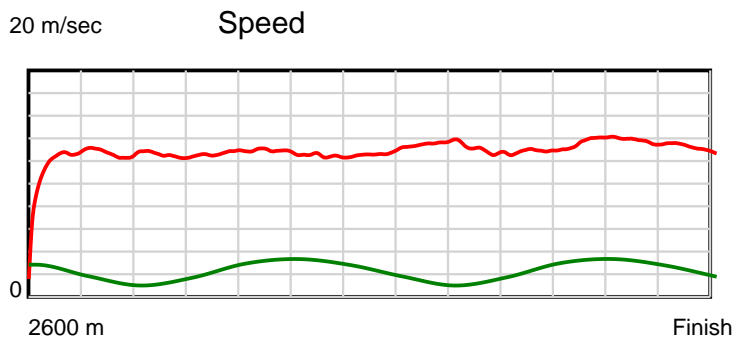
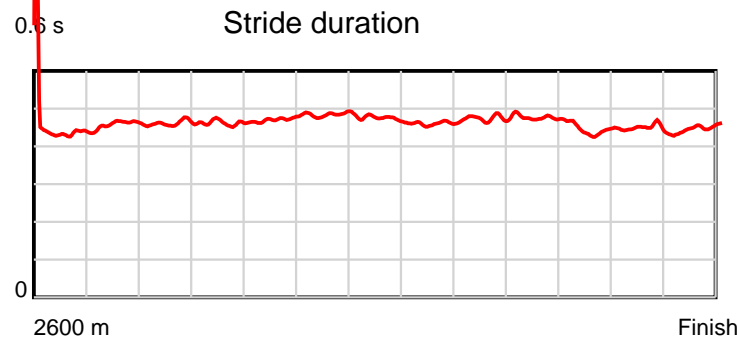
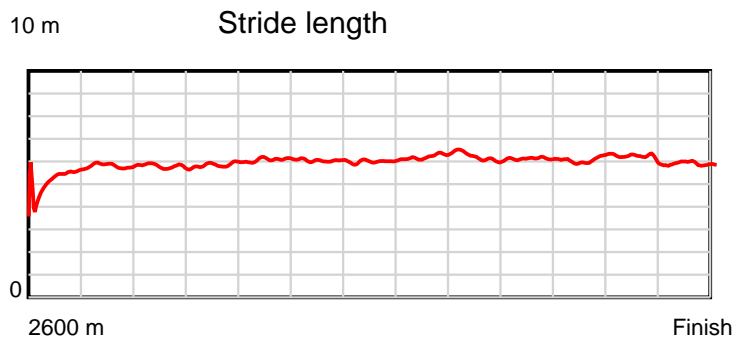
Disclaimer.

HRNZ and NZMTC and Thoroughbred Ratings Pty Ltd accepts no responsibility for the completeness or accuracy of any of the information contained herein, and makes no representations about its suitability for any particular purpose. Users should make their own judgements about those matters and/or seek independent advice. You assume all risks associated with use of the data provided on this page.

Race Results

November 28, 2021, Race 8, MCMILLAN EQUINE FEEDS TROT, Distance 2600m, Addington - Survey 3200m

| Result | TAB no. | Horse (Barrier) | 2200m to | 2000m to | 1800m to | 1600m to | 1400m to | 1200m to | 1000m to | 800m to | 600m to | 400m to | 200m to | Total or | Margin |
|--------|---------|------------------------------|--------------|--------------|--------------|--------------|--------------|--------------|-------------|-------------|-------------|-------------|-----------|----------------|--------|
| 10th | 4 | Shes So Right (5) | 2000m | 1800m | 1600m | 1400m | 1200m | 1000m | 800m | 600m | 400m | 200m | WP | Average | |
| | | Position in running (margin) | 1(0.0) | 2(0.9) | 3(2.6) | 3(3.1) | 3(2.6) | 2(1.2) | 2(1.1) | 2(2.2) | 2(2.1) | 3(1.8) | 3(2.1) | | 0.00 |
| | | Sectional time (s) | 16.30 | 15.88 | 15.94 | 16.14 | 15.83 | 14.96 | 15.81 | 15.53 | 15.02 | 14.79 | 15.44 | | |
| | | Cumulative time (s) | 171.64 | 155.34 | 139.46 | 123.52 | 107.38 | 91.55 | 76.59 | 60.78 | 45.25 | 30.23 | 15.44 | 3:25.00 | |
| | | Speed (m/s) | 12.27 | 12.59 | 12.55 | 12.39 | 12.63 | 13.37 | 12.65 | 12.88 | 13.32 | 13.52 | 12.95 | 12.68 | |
| | | Stride length (m) | 5.65 | 5.83 | 5.91 | 6.01 | 5.99 | 6.16 | 6.01 | 6.12 | 5.91 | 6.04 | 5.82 | 5.86 | |
| | | Stride duration (s) | 0.460 | 0.463 | 0.471 | 0.485 | 0.474 | 0.461 | 0.475 | 0.475 | 0.444 | 0.447 | 0.450 | 0.462 | |
| | | Stride efficiency (%) | 49.83 | 53.09 | 54.56 | 56.43 | 56.02 | 59.23 | 56.51 | 58.47 | 54.61 | 56.97 | 53.01 | 53.70 | |
| | | Stride count | 35.42 | 34.31 | 33.85 | 33.28 | 33.40 | 32.49 | 33.26 | 32.69 | 33.83 | 33.12 | 34.34 | 443.52 | |



Note: Horizontal distance axis grid lines are 200m furlongs.

Disclaimer.

HRNZ and NZMTC and Thoroughbred Ratings Pty Ltd accepts no responsibility for the completeness or accuracy of any of the information contained herein, and makes no representations about its suitability for any particular purpose. Users should make their own judgements about those matters and/or seek independent advice. You assume all risks associated with use of the data provided on this page.



Race Results



November 28, 2021, Race 8, MCMILLAN EQUINE FEEDS TROT, Distance 2600m, Addington - Survey 3200m

| Result | TAB no. | Horse (Barrier) | 2600 to 2400m | 2400m to 2200m |
|--------|---------|------------------------------|------------------|-------------------|
| 11th | 15 | Constellation (0) | | |
| | | Position in running (margin) | - | 10(15.6) |
| | | Sectional time (s) | 19.64 | 15.80 |
| | | Cumulative time (s) | 205.02 | 185.38 |
| | | Speed (m/s) | 10.18 | 12.66 |
| | | Stride length (m) | 5.29 | 5.74 |
| | | Stride duration (s) | 0.452 | 0.453 |
| | | Stride efficiency (%) | 43.70 | 51.41 |
| | | Stride count | 37.82 | 34.87 |

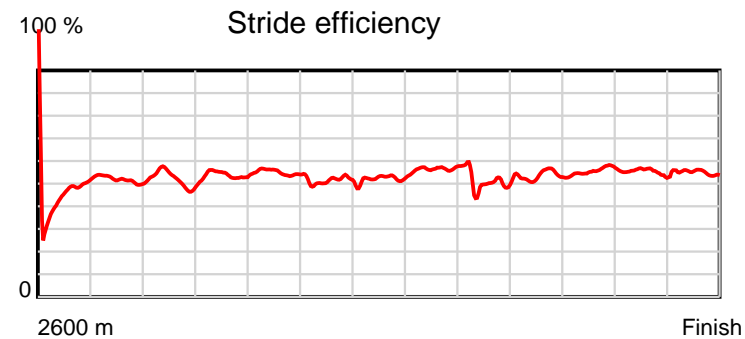
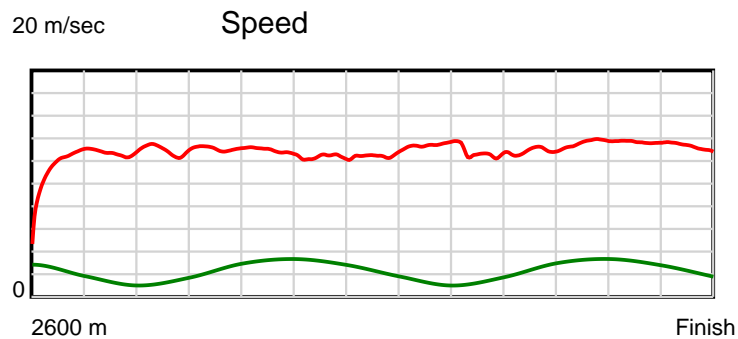
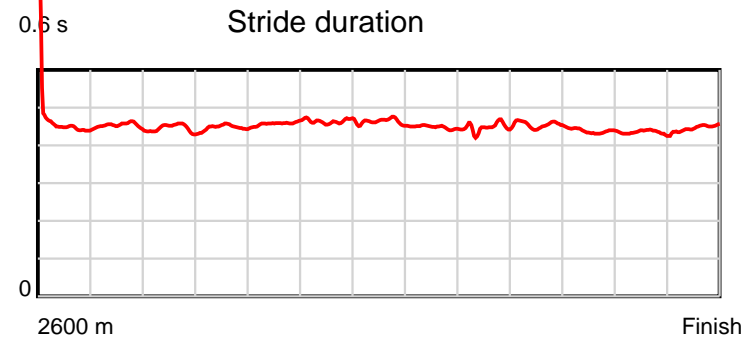
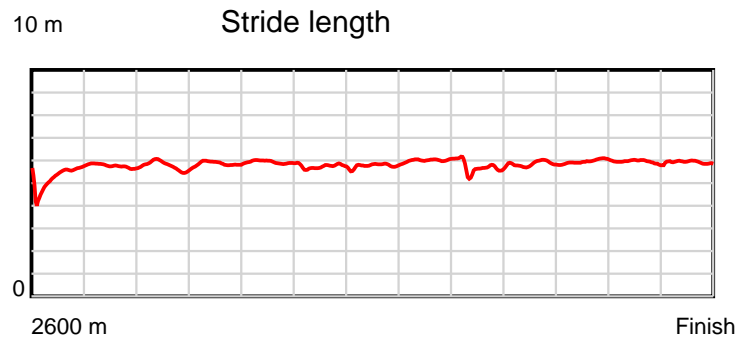
Disclaimer.

HRNZ and NZMTC and Thoroughbred Ratings Pty Ltd accepts no responsibility for the completeness or accuracy of any of the information contained herein, and makes no representations about its suitability for any particular purpose. Users should make their own judgements about those matters and/or seek independent advice. You assume all risks associated with use of the data provided on this page.

Race Results

November 28, 2021, Race 8, MCMILLAN EQUINE FEEDS TROT, Distance 2600m, Addington - Survey 3200m

| Result | TAB no. | Horse (Barrier) | 2200m to | 2000m to | 1800m to | 1600m to | 1400m to | 1200m to | 1000m to | 800m to | 600m to | 400m to | 200m to | Total or | Margin |
|--------|---------|------------------------------|--------------|--------------|--------------|--------------|--------------|--------------|-------------|-------------|-------------|-------------|-----------|----------------|--------|
| 11th | 15 | Constellation (0) | 2000m | 1800m | 1600m | 1400m | 1200m | 1000m | 800m | 600m | 400m | 200m | WP | Average | |
| | | Position in running (margin) | 10(16.4) | 9(13.1) | 9(11.5) | 8(9.7) | 9(10.3) | 10(10.5) | 10(10.9) | 10(10.0) | 10(10.8) | 10(9.9) | 9(9.4) | | 0.00 |
| | | Sectional time (s) | 15.56 | 15.32 | 15.58 | 16.30 | 16.04 | 14.93 | 15.78 | 15.53 | 14.82 | 14.75 | 14.97 | | |
| | | Cumulative time (s) | 169.58 | 154.02 | 138.70 | 123.12 | 106.82 | 90.78 | 75.85 | 60.07 | 44.54 | 29.72 | 14.97 | 3:25.02 | |
| | | Speed (m/s) | 12.85 | 13.05 | 12.84 | 12.27 | 12.47 | 13.40 | 12.67 | 12.88 | 13.50 | 13.56 | 13.36 | 12.68 | |
| | | Stride length (m) | 5.72 | 5.84 | 5.89 | 5.70 | 5.76 | 6.00 | 5.65 | 5.86 | 5.91 | 5.87 | 5.97 | 5.78 | |
| | | Stride duration (s) | 0.445 | 0.448 | 0.458 | 0.464 | 0.462 | 0.448 | 0.445 | 0.455 | 0.438 | 0.433 | 0.447 | 0.456 | |
| | | Stride efficiency (%) | 51.19 | 53.39 | 54.14 | 50.70 | 51.89 | 56.19 | 49.80 | 53.67 | 54.60 | 53.91 | 55.71 | 52.18 | |
| | | Stride count | 34.94 | 34.22 | 33.98 | 35.11 | 34.71 | 33.35 | 35.43 | 34.13 | 33.84 | 34.05 | 33.50 | 449.95 | |



Note: Horizontal distance axis grid lines are 200m furlongs.

Disclaimer.

HRNZ and NZMTC and Thoroughbred Ratings Pty Ltd accepts no responsibility for the completeness or accuracy of any of the information contained herein, and makes no representations about its suitability for any particular purpose. Users should make their own judgements about those matters and/or seek independent advice. You assume all risks associated with use of the data provided on this page.



Race Results



November 28, 2021, Race 8, MCMILLAN EQUINE FEEDS TROT, Distance 2600m, Addington - Survey 3200m

| Result | TAB no. | Horse (Barrier) | 2600 to | 2400m to |
|--------|---------|------------------------------|--------------|--------------|
| 12th | 3 | Bourbon On The... (4) | 2400m | 2200m |
| | | Position in running (margin) | - | 10(6.6) |
| | | Sectional time (s) | 18.13 | 16.33 |
| | | Cumulative time (s) | 209.10 | 190.97 |
| | | Speed (m/s) | 11.03 | 12.25 |
| | | Stride length (m) | 6.01 | 6.38 |
| | | Stride duration (s) | 0.522 | 0.521 |
| | | Stride efficiency (%) | 56.39 | 63.65 |
| | | Stride count | 33.29 | 31.34 |

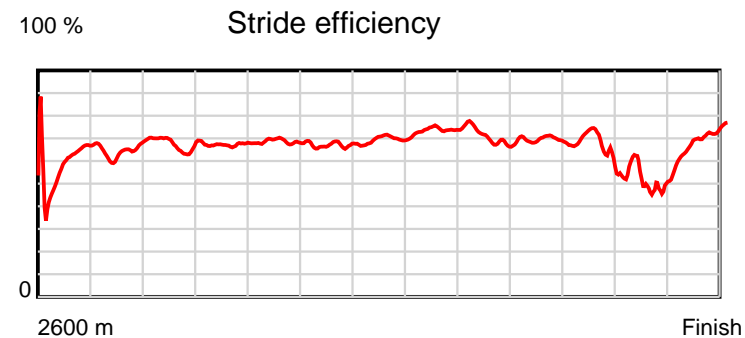
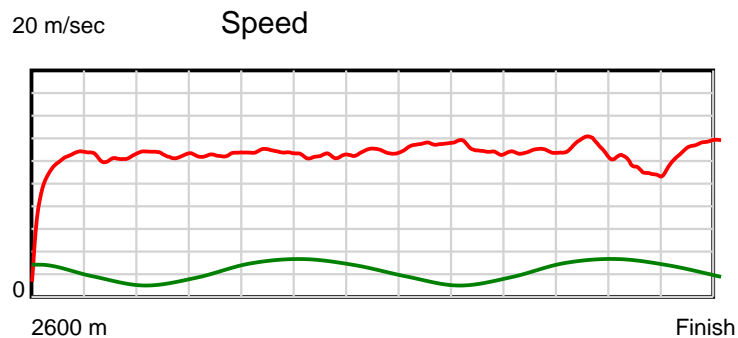
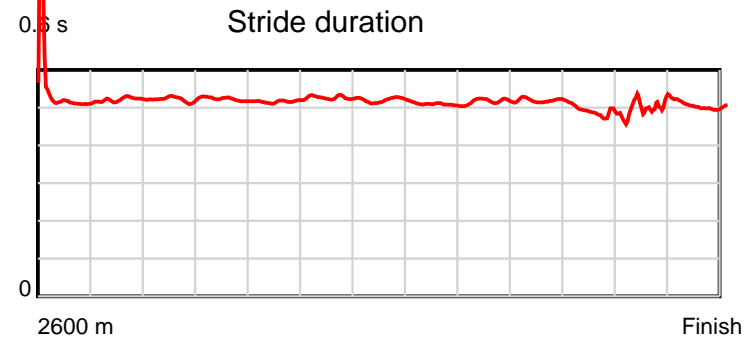
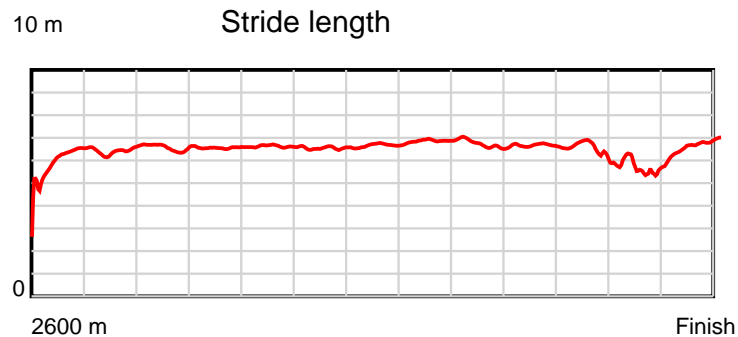
Disclaimer.

HRNZ and NZMTC and Thoroughbred Ratings Pty Ltd accepts no responsibility for the completeness or accuracy of any of the information contained herein, and makes no representations about its suitability for any particular purpose. Users should make their own judgements about those matters and/or seek independent advice. You assume all risks associated with use of the data provided on this page.

Race Results

November 28, 2021, Race 8, MCMILLAN EQUINE FEEDS TROT, Distance 2600m, Addington - Survey 3200m

| Result | TAB no. | Horse (Barrier) | 2200m to | 2000m to | 1800m to | 1600m to | 1400m to | 1200m to | 1000m to | 800m to | 600m to | 400m to | 200m to | Total or | Margin |
|--------|---------|------------------------------|--------------|--------------|--------------|--------------|--------------|--------------|-------------|-------------|-------------|-------------|-----------|----------------|--------|
| 12th | 3 | Bourbon On The... (4) | 2000m | 1800m | 1600m | 1400m | 1200m | 1000m | 800m | 600m | 400m | 200m | WP | Average | |
| | | Position in running (margin) | 10(10.6) | 11(10.8) | 12(12.5) | 12(12.6) | 13(12.9) | 12(10.2) | 12(11.1) | 12(10.8) | 12(11.2) | 13(15.1) | 13(35.7) | | 0.00 |
| | | Sectional time (s) | 16.16 | 15.86 | 15.89 | 16.25 | 15.58 | 14.88 | 15.72 | 15.56 | 15.65 | 18.20 | 14.89 | | |
| | | Cumulative time (s) | 174.64 | 158.48 | 142.62 | 126.73 | 110.48 | 94.90 | 80.02 | 64.30 | 48.74 | 33.09 | 14.89 | 3:29.10 | |
| | | Speed (m/s) | 12.38 | 12.61 | 12.59 | 12.31 | 12.84 | 13.44 | 12.72 | 12.85 | 12.78 | 10.99 | 13.43 | 12.43 | |
| | | Stride length (m) | 6.46 | 6.59 | 6.50 | 6.49 | 6.67 | 6.83 | 6.59 | 6.68 | 6.19 | 5.40 | 6.75 | 6.40 | |
| | | Stride duration (s) | 0.522 | 0.523 | 0.516 | 0.527 | 0.519 | 0.508 | 0.518 | 0.519 | 0.484 | 0.492 | 0.502 | 0.515 | |
| | | Stride efficiency (%) | 65.24 | 67.89 | 65.95 | 65.84 | 69.50 | 72.88 | 67.78 | 69.68 | 59.82 | 45.61 | 71.13 | 64.05 | |
| | | Stride count | 30.95 | 30.34 | 30.79 | 30.81 | 29.99 | 29.29 | 30.37 | 29.95 | 32.33 | 37.02 | 29.64 | 406.11 | |



Note: Horizontal distance axis grid lines are 200m furlongs.

Disclaimer.

HRNZ and NZMTC and Thoroughbred Ratings Pty Ltd accepts no responsibility for the completeness or accuracy of any of the information contained herein, and makes no representations about its suitability for any particular purpose. Users should make their own judgements about those matters and/or seek independent advice. You assume all risks associated with use of the data provided on this page.



Race Results



November 28, 2021, Race 8, MCMILLAN EQUINE FEEDS TROT, Distance 2600m, Addington - Survey 3200m

| Result | TAB no. | Horse (Barrier) | 2600 to | 2400m to |
|--------|---------|------------------------------|--------------|--------------|
| 13th | 7 | Cabella Noir (8) | 2400m | 2200m |
| | | Position in running (margin) | - | 3(4.6) |
| | | Sectional time (s) | 18.18 | 15.43 |
| | | Cumulative time (s) | 209.10 | 190.92 |
| | | Speed (m/s) | 11.00 | 12.96 |
| | | Stride length (m) | 5.11 | 5.67 |
| | | Stride duration (s) | 0.448 | 0.438 |
| | | Stride efficiency (%) | 40.80 | 50.24 |
| | | Stride count | 39.14 | 35.27 |

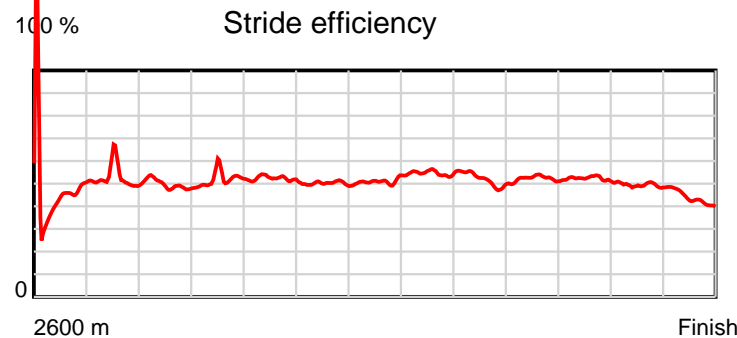
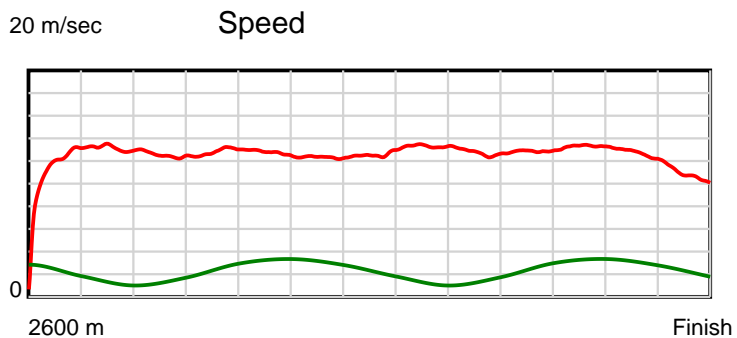
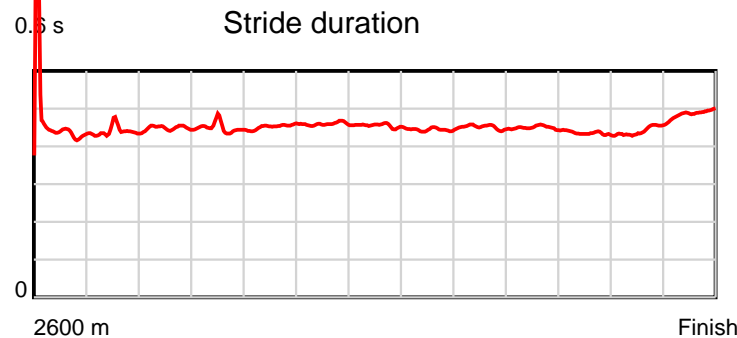
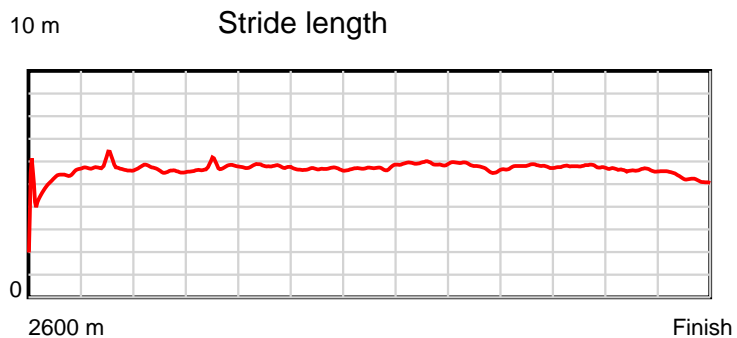
Disclaimer.

HRNZ and NZMTC and Thoroughbred Ratings Pty Ltd accepts no responsibility for the completeness or accuracy of any of the information contained herein, and makes no representations about its suitability for any particular purpose. Users should make their own judgements about those matters and/or seek independent advice. You assume all risks associated with use of the data provided on this page.

Race Results

November 28, 2021, Race 8, MCMILLAN EQUINE FEEDS TROT, Distance 2600m, Addington - Survey 3200m

| Result | TAB no. | Horse (Barrier) | 2200m to | 2000m to | 1800m to | 1600m to | 1400m to | 1200m to | 1000m to | 800m to | 600m to | 400m to | 200m to | Total or | Margin |
|--------|---------|------------------------------|--------------|--------------|--------------|--------------|--------------|--------------|-------------|-------------|-------------|-------------|-----------|----------------|--------|
| 13th | 7 | Cabella Noir (8) | 2000m | 1800m | 1600m | 1400m | 1200m | 1000m | 800m | 600m | 400m | 200m | WP | Average | |
| | | Position in running (margin) | 1(0.0) | 1(0.0) | 1(0.0) | 1(0.0) | 1(0.0) | 1(0.0) | 1(0.0) | 1(0.0) | 1(0.0) | 2(0.8) | 3(7.5) | | 0.00 |
| | | Sectional time (s) | 15.90 | 15.58 | 15.85 | 16.23 | 16.06 | 14.98 | 15.63 | 15.56 | 15.19 | 15.87 | 18.64 | | |
| | | Cumulative time (s) | 175.49 | 159.59 | 144.01 | 128.16 | 111.93 | 95.87 | 80.89 | 65.26 | 49.70 | 34.51 | 18.64 | 3:29.10 | |
| | | Speed (m/s) | 12.58 | 12.84 | 12.62 | 12.32 | 12.45 | 13.35 | 12.80 | 12.85 | 13.17 | 12.60 | 10.73 | 12.43 | |
| | | Stride length (m) | 5.65 | 5.76 | 5.71 | 5.66 | 5.67 | 5.93 | 5.77 | 5.78 | 5.72 | 5.58 | 5.24 | 5.63 | |
| | | Stride duration (s) | 0.449 | 0.449 | 0.453 | 0.459 | 0.455 | 0.444 | 0.451 | 0.449 | 0.435 | 0.442 | 0.488 | 0.452 | |
| | | Stride efficiency (%) | 49.80 | 51.79 | 50.94 | 50.04 | 50.15 | 55.00 | 52.06 | 52.17 | 51.17 | 48.58 | 42.92 | 49.45 | |
| | | Stride count | 35.43 | 34.74 | 35.03 | 35.34 | 35.30 | 33.71 | 34.65 | 34.61 | 34.95 | 35.87 | 38.16 | 462.20 | |



Note: Horizontal distance axis grid lines are 200m furlongs.

Disclaimer.

HRNZ and NZMTC and Thoroughbred Ratings Pty Ltd accepts no responsibility for the completeness or accuracy of any of the information contained herein, and makes no representations about its suitability for any particular purpose. Users should make their own judgements about those matters and/or seek independent advice. You assume all risks associated with use of the data provided on this page.