



Race Results

NZ Metropolitan Trotting Club Inc, HRNZ, January 28, 2022

Compilation date: January 28, 2022, 6:16:55 PM (NZDT)

Copyright © 2022 HRNZ and NZMTC. All rights reserved.

Trademarks.

StrideMASTER is a registered trademark of Thoroughbred Ratings Pty Ltd.

Disclaimer.

HRNZ and NZMTC and Thoroughbred Ratings Pty Ltd accepts no responsibility for the completeness or accuracy of any of the information contained herein, and makes no representations about its suitability for any particular purpose. Users should make their own judgements about those matters and/or seek independent advice. You assume all risks associated with use of the data provided on this page.



Race Results



January 28, 2022, Race 3, AVON CITY FORD PACE, Distance 2600m, Addington - Survey 3200m

Result	TAB no.	Horse (Barrier)	2600 to	2400m to
1st	10	Always B My Ho... (10)	2400m	2200m
		Position in running (margin)	-	3(0.8)
		Sectional time (s)	17.52	15.56
		Cumulative time (s)	198.79	181.27
		Speed (m/s)	11.42	12.85
		Stride length (m)	5.54	5.99
		Stride duration (s)	0.467	0.466
		Stride efficiency (%)	47.98	56.04
		Stride count	36.09	33.40

Disclaimer.

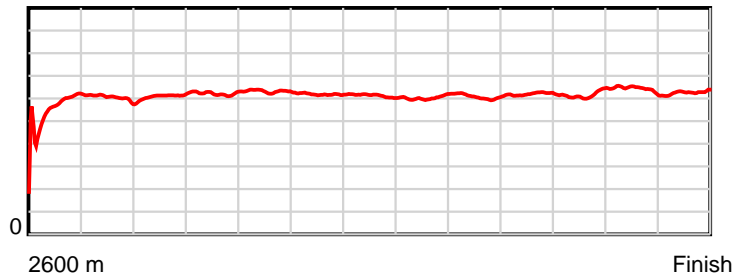
HRNZ and NZMTC and Thoroughbred Ratings Pty Ltd accepts no responsibility for the completeness or accuracy of any of the information contained herein, and makes no representations about its suitability for any particular purpose. Users should make their own judgements about those matters and/or seek independent advice. You assume all risks associated with use of the data provided on this page.

Race Results

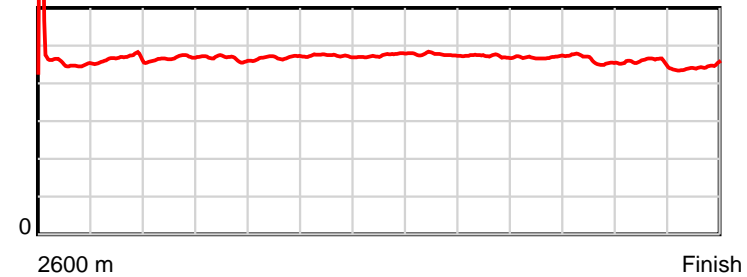
January 28, 2022, Race 3, AVON CITY FORD PACE, Distance 2600m, Addington - Survey 3200m

Result	TAB no.	Horse (Barrier)	2200m to	2000m to	1800m to	1600m to	1400m to	1200m to	1000m to	800m to	600m to	400m to	200m to	Total or	Margin
1st	10	Always B My Ho... (10)	2000m	1800m	1600m	1400m	1200m	1000m	800m	600m	400m	200m	WP	Average	
		Position in running (margin)	2(0.8)	2(2.3)	2(2.0)	2(1.8)	2(2.1)	2(1.8)	2(1.7)	3(1.8)	2(2.0)	4(2.0)	3(2.5)		0.00
		Sectional time (s)	15.28	15.00	14.83	15.26	15.48	15.72	15.62	15.11	14.96	14.28	14.17		
		Cumulative time (s)	165.71	150.43	135.43	120.60	105.34	89.86	74.14	58.52	43.41	28.45	14.17	3:18.79	
		Speed (m/s)	13.09	13.33	13.49	13.11	12.92	12.72	12.80	13.24	13.37	14.01	14.11	13.08	
		Stride length (m)	6.11	6.21	6.32	6.20	6.14	6.07	6.04	6.22	6.18	6.40	6.26	6.12	
		Stride duration (s)	0.467	0.466	0.469	0.473	0.475	0.477	0.472	0.469	0.462	0.457	0.443	0.468	
		Stride efficiency (%)	58.37	60.35	62.41	60.00	58.85	57.49	57.09	60.36	59.60	64.01	61.16	58.55	
		Stride count	32.72	32.18	31.65	32.28	32.59	32.97	33.09	32.18	32.38	31.25	31.97	424.75	

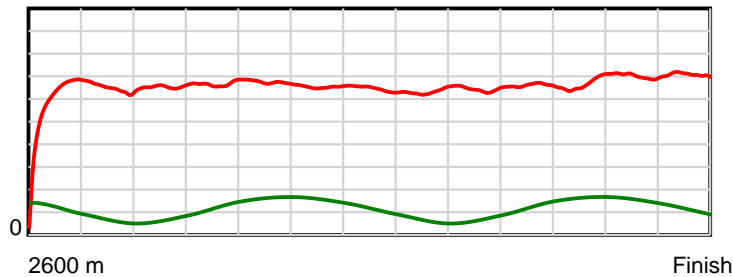
10 m Stride length



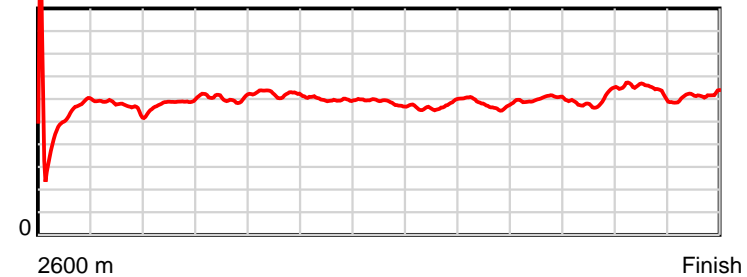
0.5 s Stride duration



20 m/sec Speed



100 % Stride efficiency



Note: Horizontal distance axis grid lines are 200m furlongs.

Disclaimer.

HRNZ and NZMTC and Thoroughbred Ratings Pty Ltd accepts no responsibility for the completeness or accuracy of any of the information contained herein, and makes no representations about its suitability for any particular purpose. Users should make their own judgements about those matters and/or seek independent advice. You assume all risks associated with use of the data provided on this page.



Race Results



January 28, 2022, Race 3, AVON CITY FORD PACE, Distance 2600m, Addington - Survey 3200m

Result	TAB no.	Horse (Barrier)	2600 to	2400m to
2nd	6	McCrikey (6)	2400m	2200m
		Position in running (margin)	-	9(9.7)
		Sectional time (s)	19.14	16.57
		Cumulative time (s)	198.94	179.80
		Speed (m/s)	10.45	12.07
		Stride length (m)	4.93	5.43
		Stride duration (s)	0.446	0.450
		Stride efficiency (%)	38.03	46.03
		Stride count	40.54	36.85

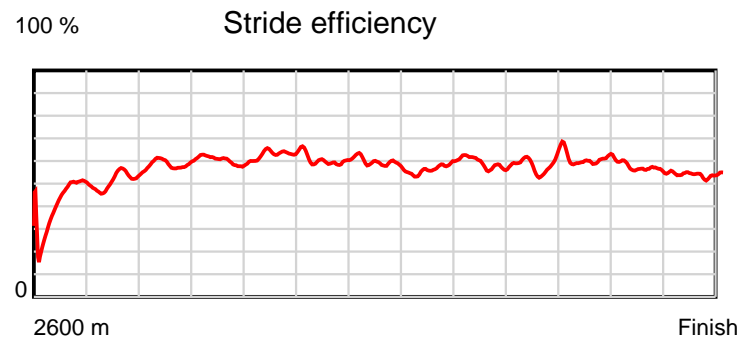
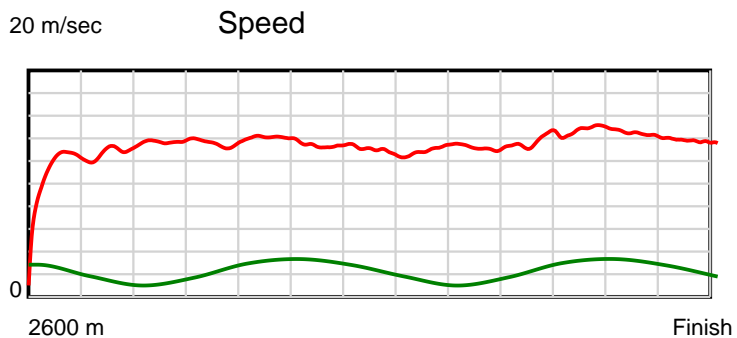
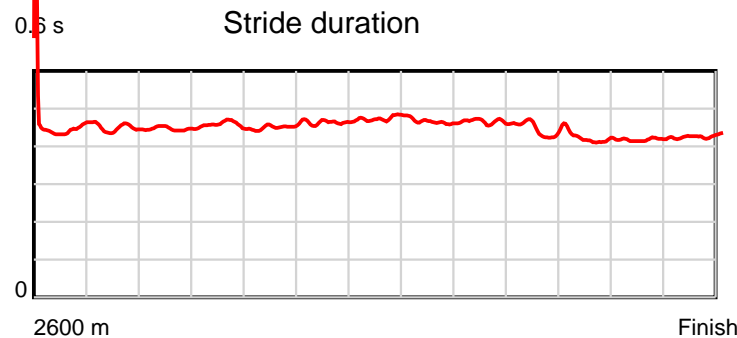
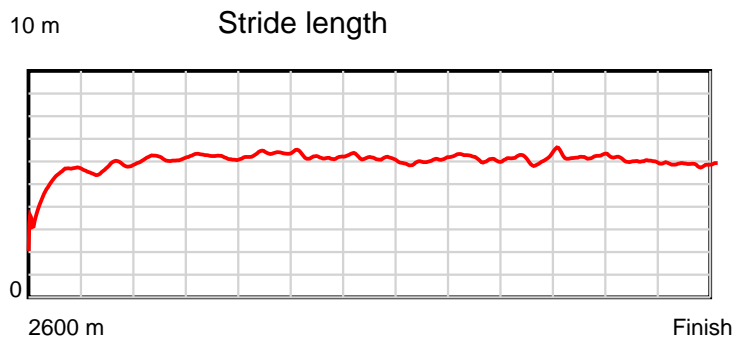
Disclaimer.

HRNZ and NZMTC and Thoroughbred Ratings Pty Ltd accepts no responsibility for the completeness or accuracy of any of the information contained herein, and makes no representations about its suitability for any particular purpose. Users should make their own judgements about those matters and/or seek independent advice. You assume all risks associated with use of the data provided on this page.

Race Results

January 28, 2022, Race 3, AVON CITY FORD PACE, Distance 2600m, Addington - Survey 3200m

Result	TAB no.	Horse (Barrier)	2200m to	2000m to	1800m to	1600m to	1400m to	1200m to	1000m to	800m to	600m to	400m to	200m to	Total or	Margin
2nd	6	McCrikey (6)	2000m	1800m	1600m	1400m	1200m	1000m	800m	600m	400m	200m	WP	Average	
		Position in running (margin)	11(15.7)	10(13.2)	10(11.7)	10(8.3)	10(10.4)	10(10.6)	10(10.5)	10(9.2)	6(6.0)	1(0.0)	1(0.0)		0.80
		Sectional time (s)	14.61	14.80	14.29	15.57	15.55	15.73	15.40	14.53	13.96	14.21	14.58		
		Cumulative time (s)	163.23	148.62	133.82	119.53	103.96	88.41	72.68	57.28	42.75	28.79	14.58	3:18.94	
		Speed (m/s)	13.69	13.51	14.00	12.85	12.86	12.71	12.99	13.76	14.33	14.07	13.72	13.07	
		Stride length (m)	6.11	6.19	6.32	5.96	6.11	5.91	6.04	6.14	5.99	5.89	5.86	5.89	
		Stride duration (s)	0.447	0.458	0.452	0.464	0.475	0.464	0.465	0.447	0.418	0.418	0.427	0.451	
		Stride efficiency (%)	58.42	59.87	62.44	55.42	58.38	54.53	57.00	59.00	56.06	54.15	53.70	54.23	
		Stride count	32.71	32.31	31.64	33.58	32.72	33.86	33.12	32.55	33.39	33.98	34.12	441.37	



Note: Horizontal distance axis grid lines are 200m furlongs.

Disclaimer.

HRNZ and NZMTC and Thoroughbred Ratings Pty Ltd accepts no responsibility for the completeness or accuracy of any of the information contained herein, and makes no representations about its suitability for any particular purpose. Users should make their own judgements about those matters and/or seek independent advice. You assume all risks associated with use of the data provided on this page.



Race Results



January 28, 2022, Race 3, AVON CITY FORD PACE, Distance 2600m, Addington - Survey 3200m

Result	TAB no.	Horse (Barrier)	2600 to	2400m to
3rd	2	He's A Jackala... (2)	2400m	2200m
		Position in running (margin)	-	2(0.3)
		Sectional time (s)	17.50	16.31
		Cumulative time (s)	198.96	181.46
		Speed (m/s)	11.43	12.26
		Stride length (m)	0.00	0.00
		Stride duration (s)	0.000	0.000
		Stride efficiency (%)	0.00	0.00
		Stride count	0.00	0.00

Disclaimer.

HRNZ and NZMTC and Thoroughbred Ratings Pty Ltd accepts no responsibility for the completeness or accuracy of any of the information contained herein, and makes no representations about its suitability for any particular purpose. Users should make their own judgements about those matters and/or seek independent advice. You assume all risks associated with use of the data provided on this page.




Race Results

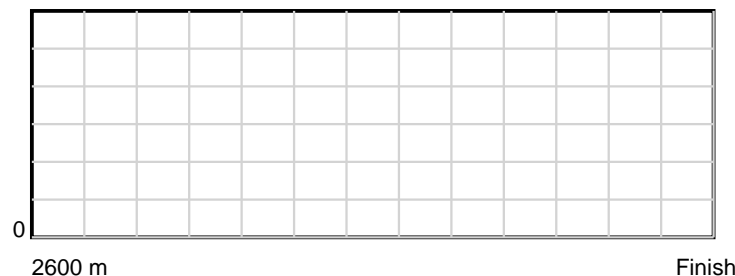
January 28, 2022, Race 3, AVON CITY FORD PACE, Distance 2600m, Addington - Survey 3200m

Result	TAB no.	Horse (Barrier)	2200m to	2000m to	1800m to	1600m to	1400m to	1200m to	1000m to	800m to	600m to	400m to	200m to	Total or	Margin
3rd	2	He's A Jackala... (2)	2000m	1800m	1600m	1400m	1200m	1000m	800m	600m	400m	200m	WP	Average	
		Position in running (margin)	5(4.8)	6(7.9)	7(7.5)	6(5.6)	6(5.2)	6(5.4)	7(6.9)	7(7.0)	8(6.8)	9(5.3)	7(5.2)		0.90
		Sectional time (s)	15.55	14.99	14.54	15.14	15.56	16.00	15.62	15.04	14.72	14.18	13.81		
		Cumulative time (s)	165.15	149.60	134.61	120.07	104.93	89.37	73.37	57.75	42.71	27.99	13.81	3:18.96	
		Speed (m/s)	12.86	13.34	13.76	13.21	12.85	12.50	12.80	13.30	13.59	14.10	14.48	13.07	
		Stride length (m)	0.00	0.00	0.00	0.00	0.00	0.00	0.00	0.00	0.00	0.00	0.00	nan	
		Stride duration (s)	0.000	0.000	0.000	0.000	0.000	0.000	0.000	0.000	0.000	0.000	0.000	nan	
		Stride efficiency (%)	0.00	0.00	0.00	0.00	0.00	0.00	0.00	0.00	0.00	0.00	0.00	nan	
		Stride count	0.00	0.00	0.00	0.00	0.00	0.00	0.00	0.00	0.00	0.00	0.00	0.00	


10 m Stride length




0.6 s Stride duration



20 m/sec Speed



100 % Stride efficiency



Note: Horizontal distance axis grid lines are 200m furlongs.

Disclaimer.

HRNZ and NZMTC and Thoroughbred Ratings Pty Ltd accepts no responsibility for the completeness or accuracy of any of the information contained herein, and makes no representations about its suitability for any particular purpose. Users should make their own judgements about those matters and/or seek independent advice. You assume all risks associated with use of the data provided on this page.



Race Results



January 28, 2022, Race 3, AVON CITY FORD PACE, Distance 2600m, Addington - Survey 3200m

Result	TAB no.	Horse (Barrier)	2600 to	2400m to
4th	11	Swift Guy (11)	2400m	2200m
		Position in running (margin)	-	8(8.4)
		Sectional time (s)	18.87	15.43
		Cumulative time (s)	199.17	180.30
		Speed (m/s)	10.60	12.96
		Stride length (m)	5.53	6.00
		Stride duration (s)	0.460	0.463
		Stride efficiency (%)	47.74	56.26
		Stride count	36.18	33.33

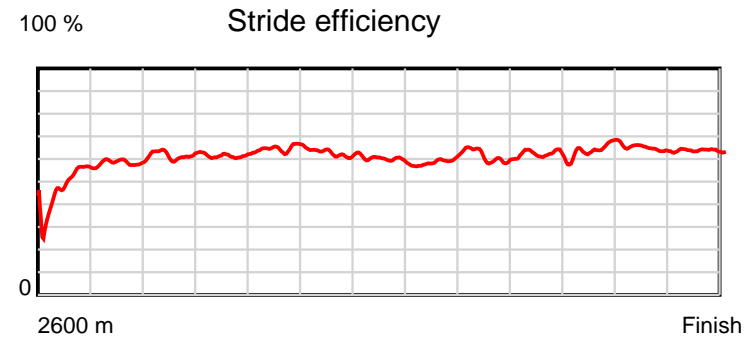
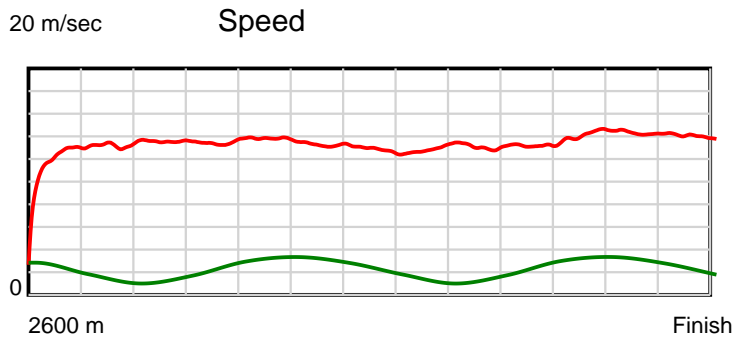
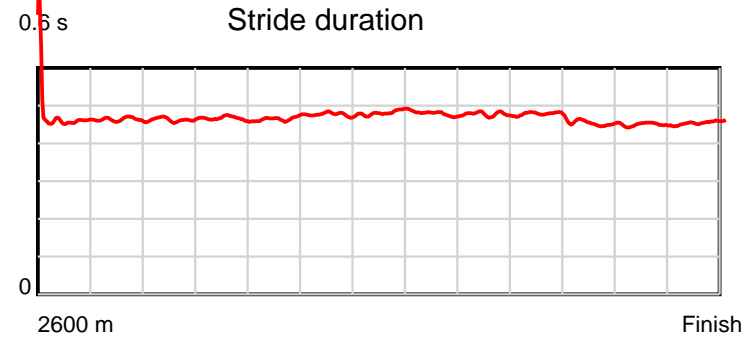
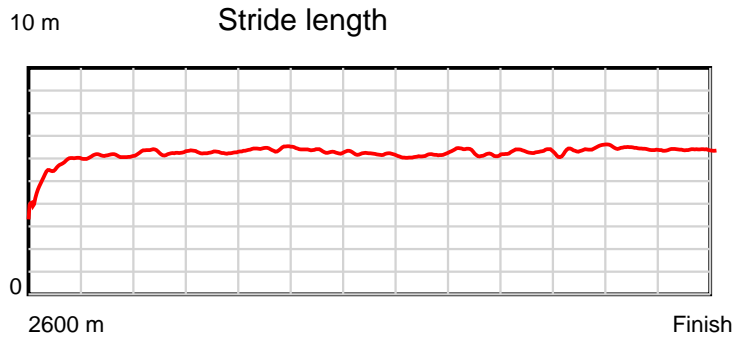
Disclaimer.

HRNZ and NZMTC and Thoroughbred Ratings Pty Ltd accepts no responsibility for the completeness or accuracy of any of the information contained herein, and makes no representations about its suitability for any particular purpose. Users should make their own judgements about those matters and/or seek independent advice. You assume all risks associated with use of the data provided on this page.

Race Results

January 28, 2022, Race 3, AVON CITY FORD PACE, Distance 2600m, Addington - Survey 3200m

Result	TAB no.	Horse (Barrier)	2200m to	2000m to	1800m to	1600m to	1400m to	1200m to	1000m to	800m to	600m to	400m to	200m to	Total or	Margin
4th	11	Swift Guy (11)	2000m	1800m	1600m	1400m	1200m	1000m	800m	600m	400m	200m	WP	Average	
		Position in running (margin)	7(7.7)	7(8.0)	6(6.6)	7(6.4)	7(6.4)	7(6.5)	6(6.1)	6(6.0)	7(6.1)	5(2.9)	4(2.8)		2.10
		Sectional time (s)	15.08	14.82	14.83	15.21	15.54	15.67	15.61	15.09	14.42	14.18	14.42		
		Cumulative time (s)	164.87	149.79	134.97	120.14	104.93	89.39	73.72	58.11	43.02	28.60	14.42	3:19.17	
		Speed (m/s)	13.26	13.50	13.49	13.15	12.87	12.76	12.81	13.25	13.87	14.10	13.87	13.05	
		Stride length (m)	6.14	6.29	6.29	6.27	6.21	6.10	6.11	6.31	6.28	6.33	6.33	6.16	
		Stride duration (s)	0.463	0.466	0.466	0.477	0.482	0.478	0.477	0.476	0.453	0.449	0.457	0.472	
		Stride efficiency (%)	58.99	61.80	61.77	61.36	60.17	58.13	58.35	62.26	61.68	62.60	62.67	59.31	
		Stride count	32.55	31.80	31.81	31.92	32.23	32.79	32.73	31.68	31.83	31.60	31.58	422.03	



Note: Horizontal distance axis grid lines are 200m furlongs.

Disclaimer.

HRNZ and NZMTC and Thoroughbred Ratings Pty Ltd accepts no responsibility for the completeness or accuracy of any of the information contained herein, and makes no representations about its suitability for any particular purpose. Users should make their own judgements about those matters and/or seek independent advice. You assume all risks associated with use of the data provided on this page.



Race Results



January 28, 2022, Race 3, AVON CITY FORD PACE, Distance 2600m, Addington - Survey 3200m

Result	TAB no.	Horse (Barrier)	2600 to	2400m to
5th	8	Adhika (8)	2400m	2200m
		Position in running (margin)	-	1(0.0)
		Sectional time (s)	17.54	15.92
		Cumulative time (s)	199.45	181.91
		Speed (m/s)	11.40	12.56
		Stride length (m)	5.05	5.44
		Stride duration (s)	0.427	0.433
		Stride efficiency (%)	39.82	46.23
		Stride count	39.62	36.77

Disclaimer.

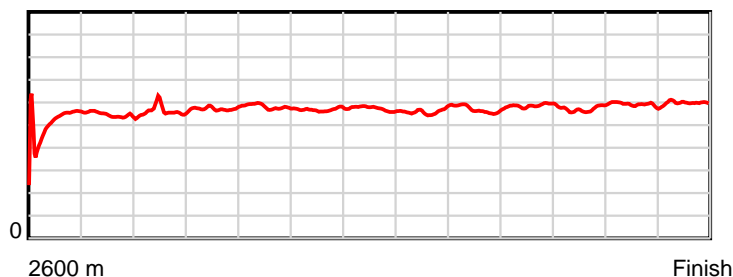
HRNZ and NZMTC and Thoroughbred Ratings Pty Ltd accepts no responsibility for the completeness or accuracy of any of the information contained herein, and makes no representations about its suitability for any particular purpose. Users should make their own judgements about those matters and/or seek independent advice. You assume all risks associated with use of the data provided on this page.

Race Results

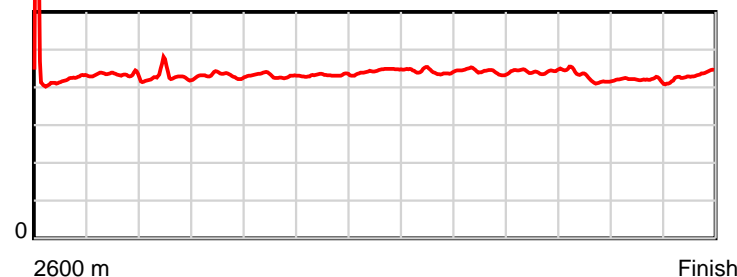
January 28, 2022, Race 3, AVON CITY FORD PACE, Distance 2600m, Addington - Survey 3200m

Result	TAB no.	Horse (Barrier)	2200m to	2000m to	1800m to	1600m to	1400m to	1200m to	1000m to	800m to	600m to	400m to	200m to	Total or	Margin
5th	8	Adhika (8)	2000m	1800m	1600m	1400m	1200m	1000m	800m	600m	400m	200m	WP	Average	
		Position in running (margin)	3(2.2)	4(4.4)	5(4.2)	4(3.5)	4(3.9)	4(3.7)	4(4.2)	5(4.3)	4(4.0)	6(3.3)	5(3.7)		3.60
		Sectional time (s)	15.41	15.01	14.75	15.27	15.50	15.81	15.62	15.04	14.84	14.26	14.48		
		Cumulative time (s)	165.99	150.58	135.57	120.82	105.55	90.05	74.24	58.62	43.58	28.74	14.48	3:19.45	
		Speed (m/s)	12.98	13.32	13.56	13.10	12.90	12.65	12.80	13.30	13.48	14.03	13.81	13.04	
		Stride length (m)	5.54	5.75	5.85	5.66	5.73	5.60	5.66	5.89	5.76	5.90	5.96	5.67	
		Stride duration (s)	0.427	0.432	0.431	0.432	0.444	0.442	0.442	0.443	0.427	0.421	0.432	0.435	
		Stride efficiency (%)	48.00	51.75	53.41	50.02	51.26	48.93	50.00	54.29	51.83	54.40	55.51	50.16	
		Stride count	36.09	34.75	34.21	35.35	34.92	35.74	35.36	33.93	34.73	33.90	33.56	458.93	

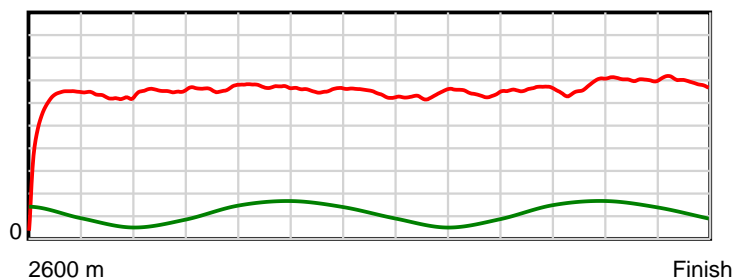
10 m Stride length



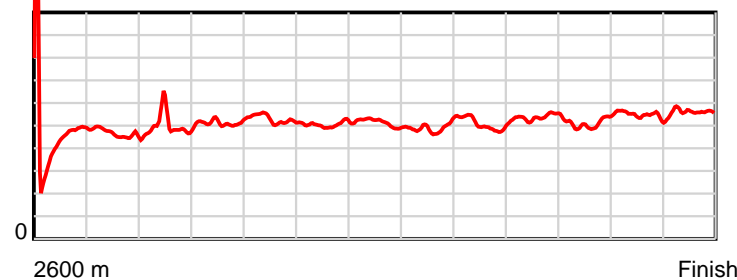
0.5 s Stride duration



20 m/sec Speed



100 % Stride efficiency



Note: Horizontal distance axis grid lines are 200m furlongs.

Disclaimer.

HRNZ and NZMTC and Thoroughbred Ratings Pty Ltd accepts no responsibility for the completeness or accuracy of any of the information contained herein, and makes no representations about its suitability for any particular purpose. Users should make their own judgements about those matters and/or seek independent advice. You assume all risks associated with use of the data provided on this page.



Race Results



January 28, 2022, Race 3, AVON CITY FORD PACE, Distance 2600m, Addington - Survey 3200m

Result	TAB no.	Horse (Barrier)	2600 to	2400m to
6th	4	Grinning Again (4)	2400m	2200m
		Position in running (margin)	-	10(10.2)
		Sectional time (s)	19.19	15.60
		Cumulative time (s)	199.50	180.31
		Speed (m/s)	10.42	12.82
		Stride length (m)	5.03	5.66
		Stride duration (s)	0.441	0.442
		Stride efficiency (%)	39.47	50.11
		Stride count	39.80	35.32

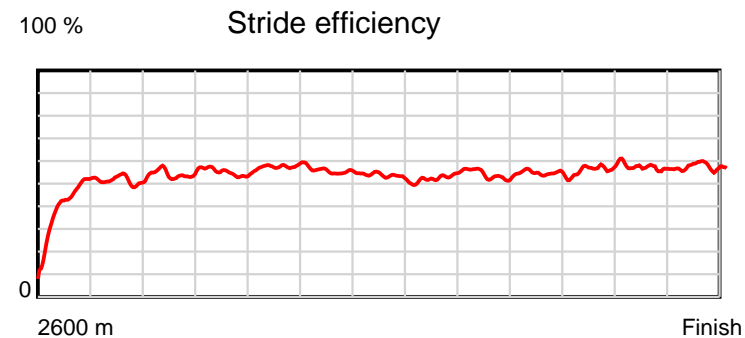
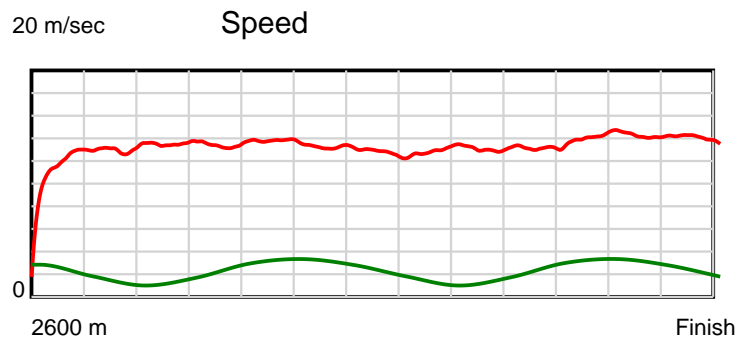
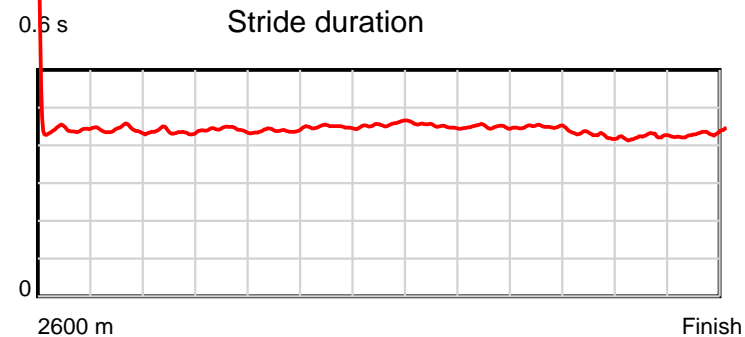
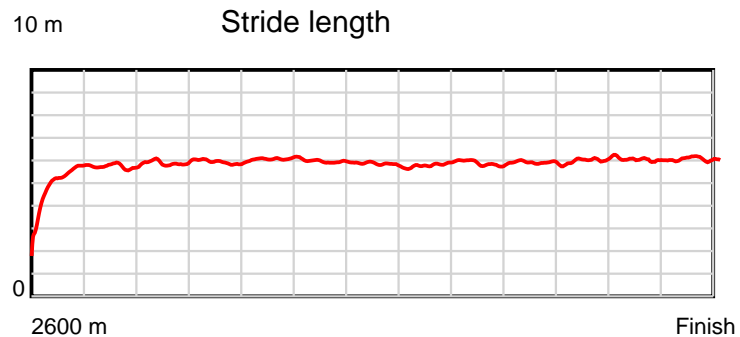
Disclaimer.

HRNZ and NZMTC and Thoroughbred Ratings Pty Ltd accepts no responsibility for the completeness or accuracy of any of the information contained herein, and makes no representations about its suitability for any particular purpose. Users should make their own judgements about those matters and/or seek independent advice. You assume all risks associated with use of the data provided on this page.

Race Results

January 28, 2022, Race 3, AVON CITY FORD PACE, Distance 2600m, Addington - Survey 3200m

Result	TAB no.	Horse (Barrier)	2200m to	2000m to	1800m to	1600m to	1400m to	1200m to	1000m to	800m to	600m to	400m to	200m to	Total or	Margin
6th	4	Grinning Again (4)	2000m	1800m	1600m	1400m	1200m	1000m	800m	600m	400m	200m	WP	Average	
		Position in running (margin)	9(10.5)	9(10.5)	9(9.2)	8(7.8)	8(8.1)	9(8.4)	9(8.0)	8(7.2)	11(7.6)	8(4.6)	8(5.5)		3.90
		Sectional time (s)	15.05	14.83	14.61	15.27	15.57	15.68	15.48	15.14	14.45	14.35	14.28		
		Cumulative time (s)	164.71	149.66	134.83	120.22	104.95	89.38	73.70	58.22	43.08	28.63	14.28	3:19.50	
		Speed (m/s)	13.29	13.49	13.69	13.10	12.85	12.76	12.92	13.21	13.84	13.94	14.01	13.03	
		Stride length (m)	5.80	5.96	6.02	5.88	5.87	5.75	5.80	5.92	5.91	5.88	6.05	5.80	
		Stride duration (s)	0.436	0.442	0.440	0.449	0.457	0.451	0.449	0.448	0.427	0.422	0.432	0.445	
		Stride efficiency (%)	52.51	55.51	56.66	54.00	53.78	51.71	52.60	54.83	54.52	54.10	57.26	52.54	
		Stride count	34.50	33.56	33.21	34.02	34.09	34.77	34.47	33.76	33.86	33.99	33.04	448.39	



Note: Horizontal distance axis grid lines are 200m furlongs.

Disclaimer.

HRNZ and NZMTC and Thoroughbred Ratings Pty Ltd accepts no responsibility for the completeness or accuracy of any of the information contained herein, and makes no representations about its suitability for any particular purpose. Users should make their own judgements about those matters and/or seek independent advice. You assume all risks associated with use of the data provided on this page.



Race Results



January 28, 2022, Race 3, AVON CITY FORD PACE, Distance 2600m, Addington - Survey 3200m

Result	TAB no.	Horse (Barrier)	2600 to	2400m to
7th	9	Glorys Delight (9)	2400m	2200m
		Position in running (margin)	-	11(11.2)
		Sectional time (s)	19.54	16.27
		Cumulative time (s)	199.67	180.13
		Speed (m/s)	10.24	12.29
		Stride length (m)	5.17	5.48
		Stride duration (s)	0.467	0.446
		Stride efficiency (%)	41.84	46.89
		Stride count	38.65	36.51

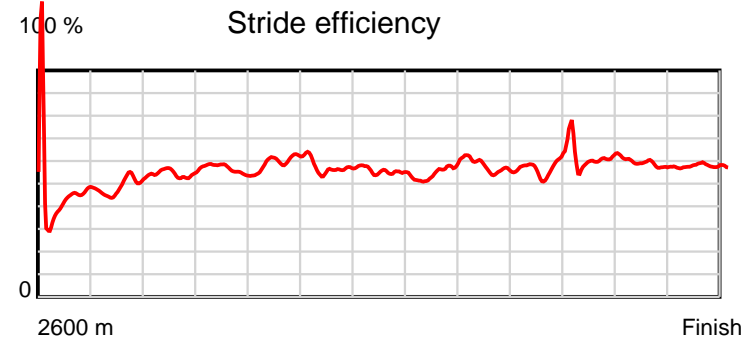
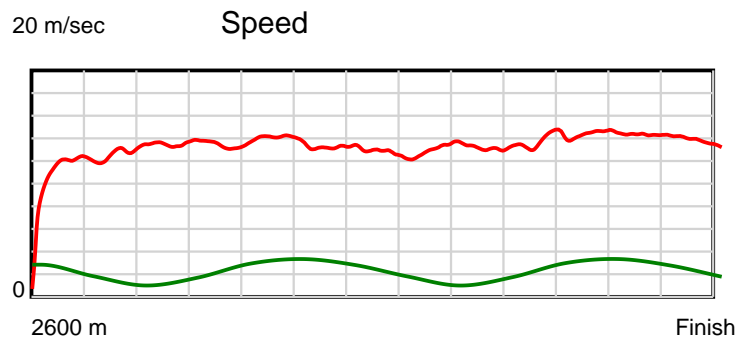
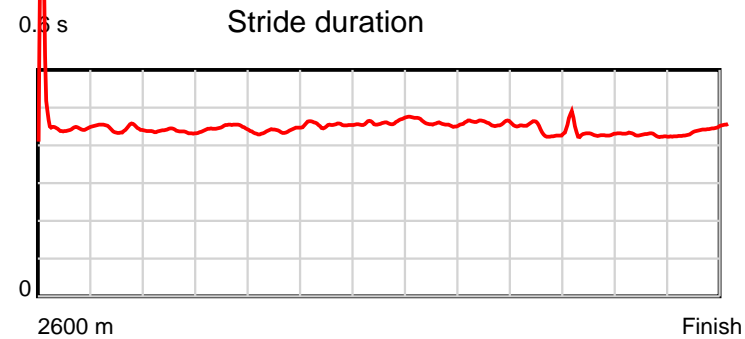
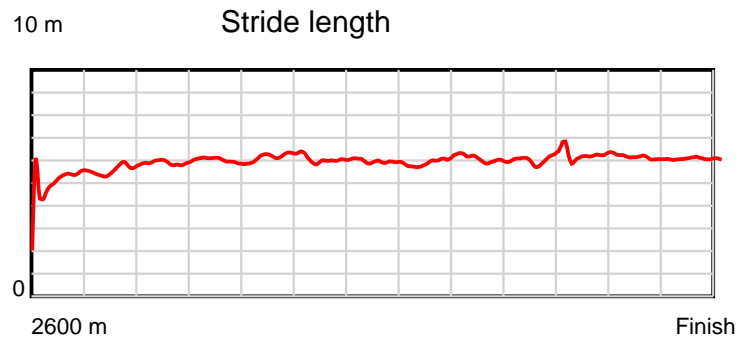
Disclaimer.

HRNZ and NZMTC and Thoroughbred Ratings Pty Ltd accepts no responsibility for the completeness or accuracy of any of the information contained herein, and makes no representations about its suitability for any particular purpose. Users should make their own judgements about those matters and/or seek independent advice. You assume all risks associated with use of the data provided on this page.

Race Results

January 28, 2022, Race 3, AVON CITY FORD PACE, Distance 2600m, Addington - Survey 3200m

Result	TAB no.	Horse (Barrier)	2200m to	2000m to	1800m to	1600m to	1400m to	1200m to	1000m to	800m to	600m to	400m to	200m to	Total or	Margin
7th	9	Glory's Delight (9)	2000m	1800m	1600m	1400m	1200m	1000m	800m	600m	400m	200m	WP	Average	
		Position in running (margin)	10(15.5)	11(16.1)	11(14.8)	11(11.7)	11(11.9)	11(12.3)	11(11.5)	11(11.3)	10(7.6)	7(3.5)	6(4.2)		4.90
		Sectional time (s)	15.15	14.82	14.35	15.25	15.58	15.61	15.58	14.44	14.28	14.32	14.48		
		Cumulative time (s)	163.86	148.71	133.89	119.54	104.29	88.71	73.10	57.52	43.08	28.80	14.48	3:19.67	
		Speed (m/s)	13.20	13.50	13.94	13.11	12.84	12.81	12.84	13.85	14.01	13.97	13.81	13.02	
		Stride length (m)	5.77	6.03	6.14	5.97	5.94	5.87	5.89	6.16	5.97	5.96	6.12	5.87	
		Stride duration (s)	0.437	0.447	0.440	0.455	0.463	0.458	0.459	0.445	0.426	0.427	0.443	0.451	
		Stride efficiency (%)	52.06	56.76	58.88	55.63	55.15	53.87	54.27	59.22	55.60	55.52	58.48	53.82	
		Stride count	34.65	33.18	32.58	33.52	33.66	34.06	33.94	32.49	33.53	33.55	32.69	443.01	



Note: Horizontal distance axis grid lines are 200m furlongs.

Disclaimer.

HRNZ and NZMTC and Thoroughbred Ratings Pty Ltd accepts no responsibility for the completeness or accuracy of any of the information contained herein, and makes no representations about its suitability for any particular purpose. Users should make their own judgements about those matters and/or seek independent advice. You assume all risks associated with use of the data provided on this page.



Race Results



January 28, 2022, Race 3, AVON CITY FORD PACE, Distance 2600m, Addington - Survey 3200m

Result	TAB no.	Horse (Barrier)	2600 to	2400m to
8th	3	Rocketman (3)	2400m	2200m
		Position in running (margin)	-	4(3.8)
		Sectional time (s)	18.05	14.91
		Cumulative time (s)	199.91	181.86
		Speed (m/s)	11.08	13.41
		Stride length (m)	5.34	6.00
		Stride duration (s)	0.457	0.447
		Stride efficiency (%)	44.56	56.16
		Stride count	37.45	33.36

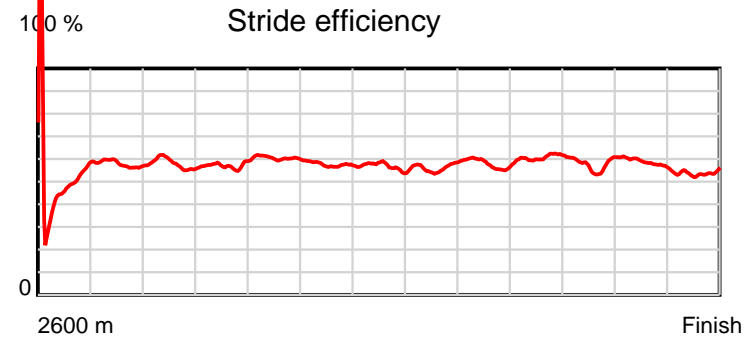
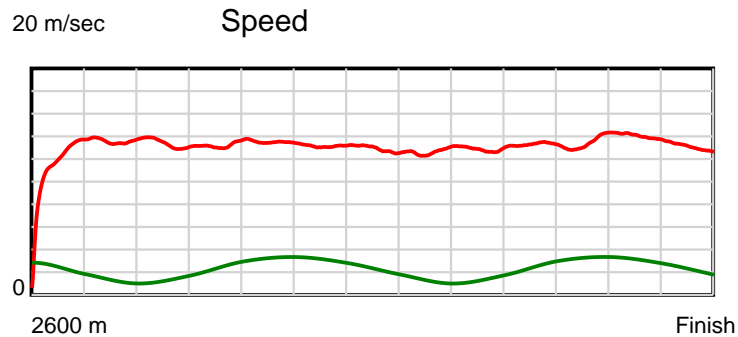
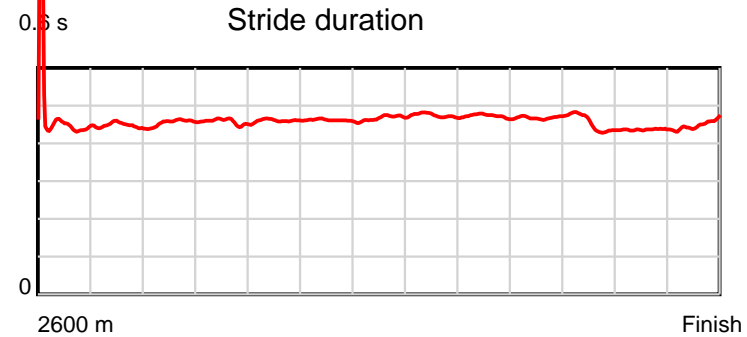
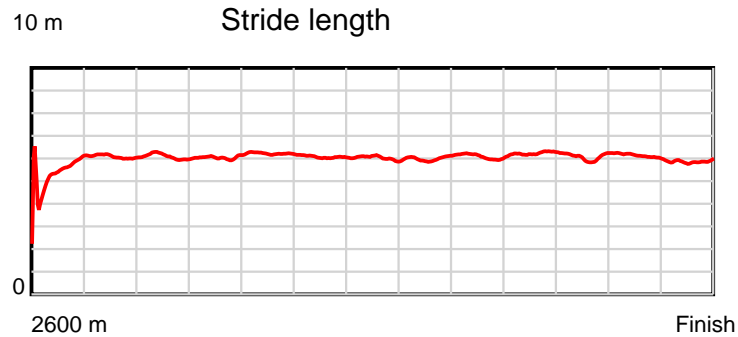
Disclaimer.

HRNZ and NZMTC and Thoroughbred Ratings Pty Ltd accepts no responsibility for the completeness or accuracy of any of the information contained herein, and makes no representations about its suitability for any particular purpose. Users should make their own judgements about those matters and/or seek independent advice. You assume all risks associated with use of the data provided on this page.

Race Results

January 28, 2022, Race 3, AVON CITY FORD PACE, Distance 2600m, Addington - Survey 3200m

Result	TAB no.	Horse (Barrier)	2200m to	2000m to	1800m to	1600m to	1400m to	1200m to	1000m to	800m to	600m to	400m to	200m to	Total or	Margin
8th	3	Rocketman (3)	2000m	1800m	1600m	1400m	1200m	1000m	800m	600m	400m	200m	WP	Average	
		Position in running (margin)	1(0.0)	1(0.0)	1(0.0)	1(0.0)	1(0.0)	1(0.0)	1(0.0)	1(0.0)	1(0.0)	2(0.2)	2(1.1)		6.20
		Sectional time (s)	15.04	15.05	14.86	15.21	15.52	15.74	15.61	15.07	14.99	14.36	15.50		
		Cumulative time (s)	166.95	151.91	136.86	122.00	106.79	91.27	75.53	59.92	44.85	29.86	15.50	3:19.91	
		Speed (m/s)	13.30	13.29	13.46	13.15	12.89	12.71	12.81	13.27	13.34	13.93	12.90	13.01	
		Stride length (m)	6.06	6.07	6.21	6.06	6.02	6.03	6.05	6.22	6.03	6.08	5.82	5.99	
		Stride duration (s)	0.455	0.457	0.461	0.461	0.468	0.474	0.472	0.468	0.452	0.436	0.451	0.461	
		Stride efficiency (%)	57.33	57.65	60.18	57.46	56.72	56.74	57.22	60.36	56.82	57.76	53.00	56.08	
		Stride count	33.02	32.93	32.23	32.98	33.20	33.19	33.05	32.18	33.17	32.90	34.34	434.00	



Note: Horizontal distance axis grid lines are 200m furlongs.

Disclaimer.

HRNZ and NZMTC and Thoroughbred Ratings Pty Ltd accepts no responsibility for the completeness or accuracy of any of the information contained herein, and makes no representations about its suitability for any particular purpose. Users should make their own judgements about those matters and/or seek independent advice. You assume all risks associated with use of the data provided on this page.



Race Results



January 28, 2022, Race 3, AVON CITY FORD PACE, Distance 2600m, Addington - Survey 3200m

Result	TAB no.	Horse (Barrier)	2600 to	2400m to
9th	7	Let's Go Ringo (7)	2400m	2200m
		Position in running (margin)	-	5(4.2)
		Sectional time (s)	18.12	15.70
		Cumulative time (s)	201.06	182.94
		Speed (m/s)	11.04	12.74
		Stride length (m)	5.19	5.71
		Stride duration (s)	0.441	0.448
		Stride efficiency (%)	42.07	50.87
		Stride count	38.55	35.05

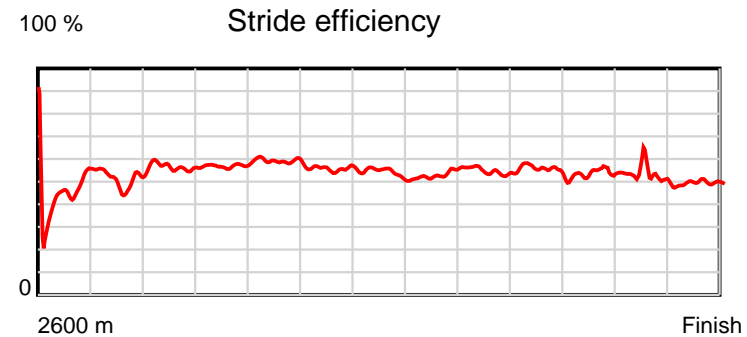
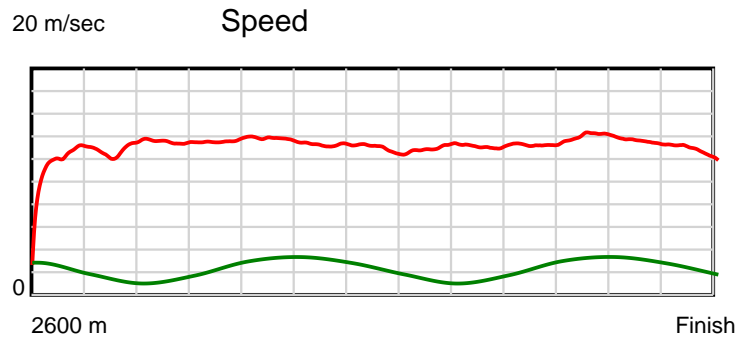
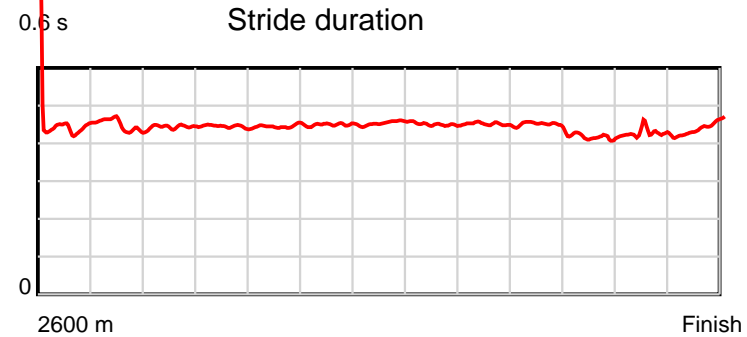
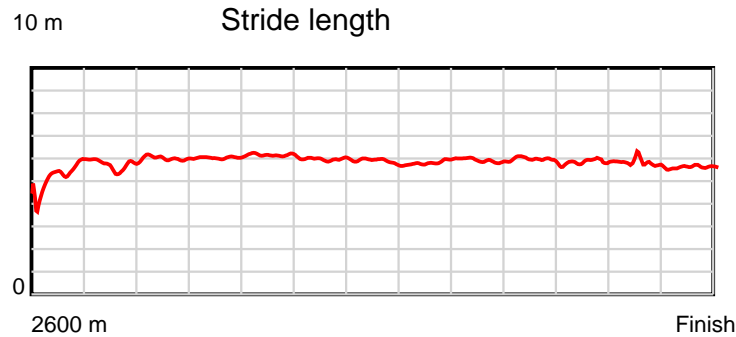
Disclaimer.

HRNZ and NZMTC and Thoroughbred Ratings Pty Ltd accepts no responsibility for the completeness or accuracy of any of the information contained herein, and makes no representations about its suitability for any particular purpose. Users should make their own judgements about those matters and/or seek independent advice. You assume all risks associated with use of the data provided on this page.

Race Results

January 28, 2022, Race 3, AVON CITY FORD PACE, Distance 2600m, Addington - Survey 3200m

Result	TAB no.	Horse (Barrier)	2200m to	2000m to	1800m to	1600m to	1400m to	1200m to	1000m to	800m to	600m to	400m to	200m to	Total or	Margin
9th	7	Let's Go Ringo (7)	2000m	1800m	1600m	1400m	1200m	1000m	800m	600m	400m	200m	WP	Average	
		Position in running (margin)	6(5.1)	5(5.3)	4(3.9)	5(4.3)	5(4.7)	5(4.6)	5(4.2)	4(3.6)	5(4.1)	3(0.8)	9(5.6)		12.60
		Sectional time (s)	15.09	14.82	14.93	15.26	15.52	15.68	15.51	15.16	14.41	15.01	15.85		
		Cumulative time (s)	167.24	152.15	137.33	122.40	107.14	91.62	75.94	60.43	45.27	30.86	15.85	3:21.06	
		Speed (m/s)	13.25	13.50	13.40	13.11	12.89	12.76	12.89	13.19	13.88	13.32	12.62	12.93	
		Stride length (m)	5.89	6.00	5.97	5.89	5.85	5.74	5.81	5.91	5.78	5.66	5.61	5.76	
		Stride duration (s)	0.444	0.445	0.446	0.450	0.454	0.450	0.450	0.448	0.416	0.425	0.444	0.446	
		Stride efficiency (%)	54.20	56.30	55.73	54.26	53.48	51.50	52.69	54.67	52.23	50.01	49.12	51.89	
		Stride count	33.96	33.32	33.49	33.94	34.19	34.84	34.44	33.81	34.59	35.35	35.67	451.20	



Note: Horizontal distance axis grid lines are 200m furlongs.

Disclaimer.

HRNZ and NZMTC and Thoroughbred Ratings Pty Ltd accepts no responsibility for the completeness or accuracy of any of the information contained herein, and makes no representations about its suitability for any particular purpose. Users should make their own judgements about those matters and/or seek independent advice. You assume all risks associated with use of the data provided on this page.



Race Results



January 28, 2022, Race 3, AVON CITY FORD PACE, Distance 2600m, Addington - Survey 3200m

Result	TAB no.	Horse (Barrier)	2600 to 2400m	2400m to 2200m
10th	1	Janarty (1)		
		Position in running (margin)	-	7(7.4)
		Sectional time (s)	18.64	15.78
		Cumulative time (s)	205.05	186.41
		Speed (m/s)	10.73	12.67
		Stride length (m)	4.97	5.61
		Stride duration (s)	0.433	0.443
		Stride efficiency (%)	38.55	49.15
		Stride count	40.27	35.66

Disclaimer.

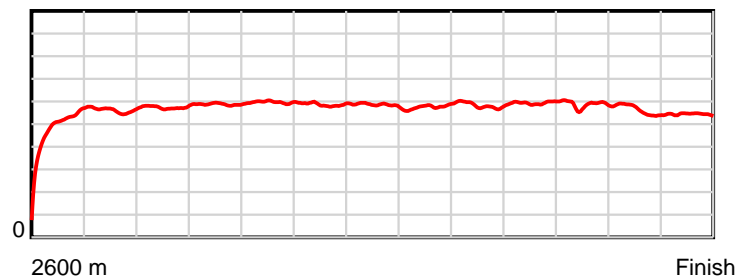
HRNZ and NZMTC and Thoroughbred Ratings Pty Ltd accepts no responsibility for the completeness or accuracy of any of the information contained herein, and makes no representations about its suitability for any particular purpose. Users should make their own judgements about those matters and/or seek independent advice. You assume all risks associated with use of the data provided on this page.

Race Results

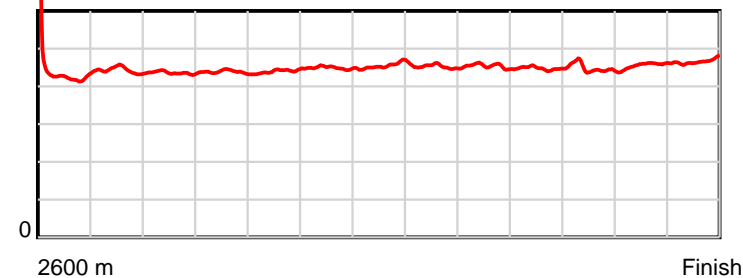
January 28, 2022, Race 3, AVON CITY FORD PACE, Distance 2600m, Addington - Survey 3200m

Result	TAB no.	Horse (Barrier)	2200m to	2000m to	1800m to	1600m to	1400m to	1200m to	1000m to	800m to	600m to	400m to	200m to	Total or	Margin
10th	1	Janarty (1)	2000m	1800m	1600m	1400m	1200m	1000m	800m	600m	400m	200m	WP	Average	
		Position in running (margin)	8(8.8)	8(9.6)	8(8.6)	9(7.9)	9(8.5)	8(7.9)	8(7.6)	9(7.5)	9(7.5)	11(9.5)	10(22.1)		34.70
		Sectional time (s)	15.18	14.88	14.75	15.30	15.43	15.68	15.59	15.07	15.30	16.31	17.14		
		Cumulative time (s)	170.63	155.45	140.57	125.82	110.52	95.09	79.41	63.82	48.75	33.45	17.14	3:25.05	
		Speed (m/s)	13.18	13.44	13.56	13.07	12.96	12.76	12.83	13.27	13.07	12.26	11.67	12.68	
		Stride length (m)	5.75	5.89	5.97	5.87	5.90	5.76	5.82	5.94	5.86	5.60	5.45	5.71	
		Stride duration (s)	0.436	0.438	0.440	0.449	0.455	0.452	0.453	0.448	0.448	0.457	0.467	0.450	
		Stride efficiency (%)	51.58	54.20	55.64	53.90	54.37	51.93	52.88	55.13	53.65	49.03	46.46	50.93	
		Stride count	34.81	33.96	33.52	34.05	33.91	34.69	34.38	33.67	34.13	35.71	36.68	455.44	

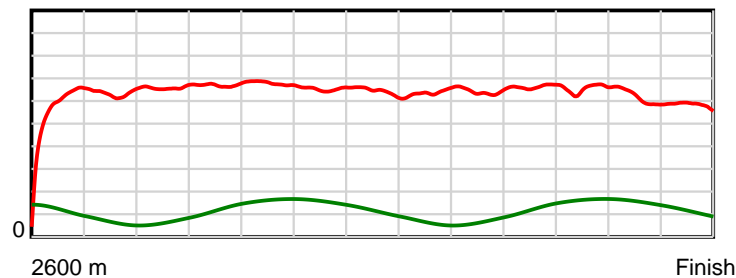
10 m Stride length



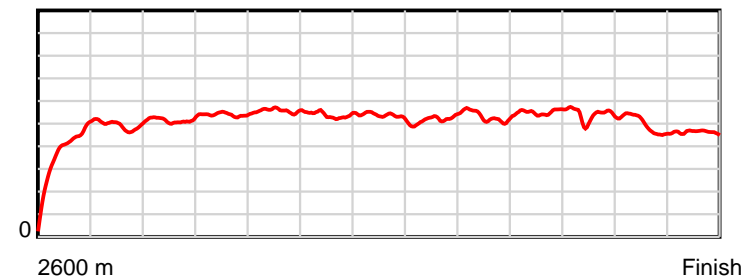
0.6 s Stride duration



20 m/sec Speed



100 % Stride efficiency



Note: Horizontal distance axis grid lines are 200m furlongs.

Disclaimer.

HRNZ and NZMTC and Thoroughbred Ratings Pty Ltd accepts no responsibility for the completeness or accuracy of any of the information contained herein, and makes no representations about its suitability for any particular purpose. Users should make their own judgements about those matters and/or seek independent advice. You assume all risks associated with use of the data provided on this page.



Race Results



January 28, 2022, Race 3, AVON CITY FORD PACE, Distance 2600m, Addington - Survey 3200m

Result	TAB no.	Horse (Barrier)	2600 to	2400m to
11th	5	Art Cracker (5)	2400m	2200m
		Position in running (margin)	-	6(5.7)
		Sectional time (s)	18.50	15.09
		Cumulative time (s)	211.34	192.84
		Speed (m/s)	10.81	13.25
		Stride length (m)	5.54	6.13
		Stride duration (s)	0.475	0.462
		Stride efficiency (%)	48.00	58.68
		Stride count	36.09	32.64

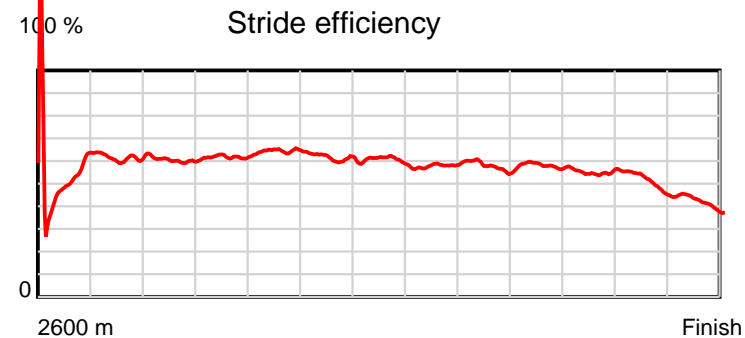
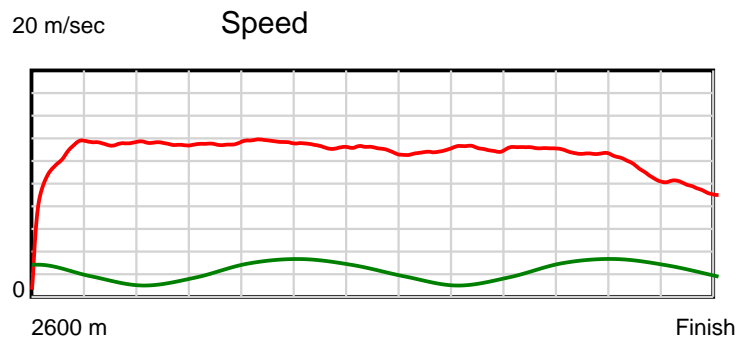
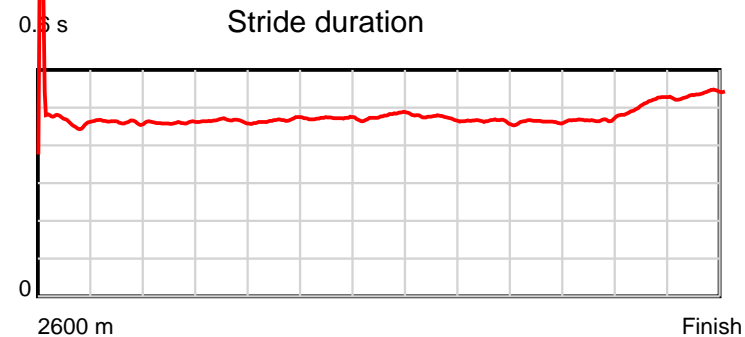
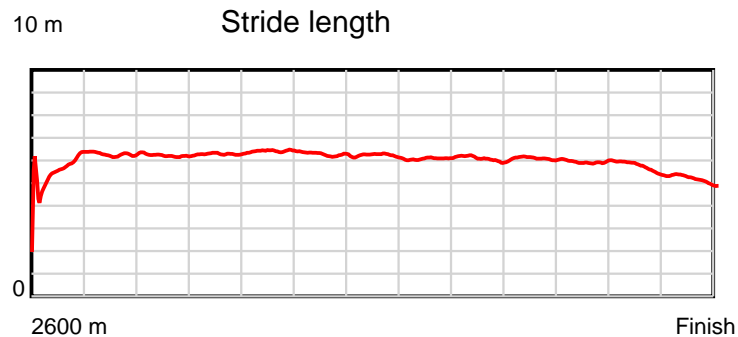
Disclaimer.

HRNZ and NZMTC and Thoroughbred Ratings Pty Ltd accepts no responsibility for the completeness or accuracy of any of the information contained herein, and makes no representations about its suitability for any particular purpose. Users should make their own judgements about those matters and/or seek independent advice. You assume all risks associated with use of the data provided on this page.

Race Results

January 28, 2022, Race 3, AVON CITY FORD PACE, Distance 2600m, Addington - Survey 3200m

Result	TAB no.	Horse (Barrier)	2200m to	2000m to	1800m to	1600m to	1400m to	1200m to	1000m to	800m to	600m to	400m to	200m to	Total or	Margin
11th	5	Art Cracker (5)	2000m	1800m	1600m	1400m	1200m	1000m	800m	600m	400m	200m	WP	Average	
		Position in running (margin)	4(2.9)	3(3.6)	3(2.5)	3(2.0)	3(2.3)	3(1.9)	3(2.6)	2(1.7)	3(2.5)	10(9.2)	11(35.2)		69.70
		Sectional time (s)	15.16	14.87	14.77	15.25	15.46	15.86	15.47	15.20	16.08	18.53	21.10		
		Cumulative time (s)	177.75	162.59	147.72	132.95	117.70	102.24	86.38	70.91	55.71	39.63	21.10	3:31.34	
		Speed (m/s)	13.19	13.45	13.54	13.11	12.94	12.61	12.93	13.16	12.44	10.79	9.48	12.30	
		Stride length (m)	6.07	6.25	6.32	6.18	6.19	5.97	5.99	6.10	5.83	5.54	5.09	5.92	
		Stride duration (s)	0.460	0.465	0.467	0.472	0.478	0.473	0.463	0.463	0.469	0.514	0.537	0.481	
		Stride efficiency (%)	57.54	61.12	62.47	59.76	59.88	55.65	56.07	58.07	53.14	48.02	40.52	54.73	
		Stride count	32.96	31.98	31.63	32.34	32.31	33.52	33.39	32.81	34.30	36.08	39.27	439.32	



Note: Horizontal distance axis grid lines are 200m furlongs.

Disclaimer.

HRNZ and NZMTC and Thoroughbred Ratings Pty Ltd accepts no responsibility for the completeness or accuracy of any of the information contained herein, and makes no representations about its suitability for any particular purpose. Users should make their own judgements about those matters and/or seek independent advice. You assume all risks associated with use of the data provided on this page.