



Race Results

NZ Metropolitan Trotting Club Inc, HRNZ, January 28, 2022

Compilation date: January 28, 2022, 9:24:17 PM (NZDT)

Copyright © 2022 HRNZ and NZMTC. All rights reserved.

Trademarks.

StrideMASTER is a registered trademark of Thoroughbred Ratings Pty Ltd.

Disclaimer.

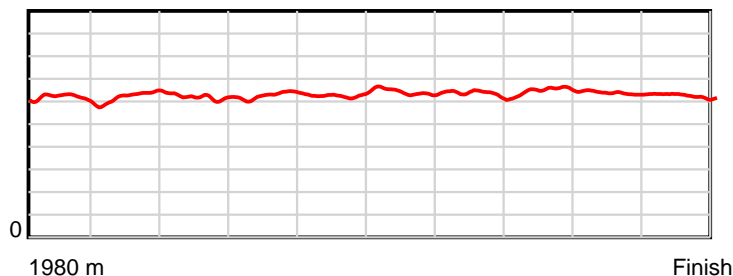
HRNZ and NZMTC and Thoroughbred Ratings Pty Ltd accepts no responsibility for the completeness or accuracy of any of the information contained herein, and makes no representations about its suitability for any particular purpose. Users should make their own judgements about those matters and/or seek independent advice. You assume all risks associated with use of the data provided on this page.

Race Results

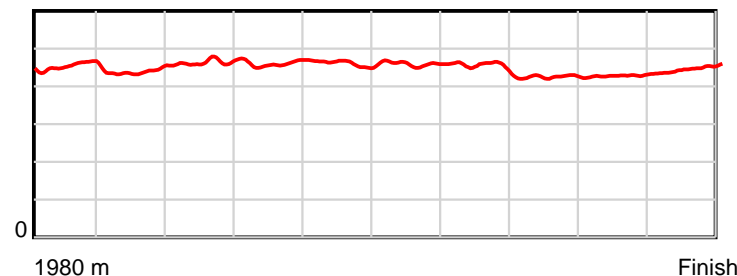
January 28, 2022, Race 1, NZB STANDARDBRED MOBILE PACE, Distance 1980m, Addington - Survey 1980m

Result	TAB no.	Horse (Barrier)	1980 to	1800m to	1600m to	1400m to	1200m to	1000m to	800m to	600m to	400m to	200m to	Total or	Margin
1st	9	High Flying Ha... (8)	1800m	1600m	1400m	1200m	1000m	800m	600m	400m	200m	WP	Average	
		Position in running (margin)	-	10(8.8)	9(11.3)	9(10.0)	9(8.9)	9(9.7)	9(8.6)	9(6.8)	1(0.0)	1(0.0)		0.00
		Sectional time (s)	13.40	14.49	15.32	14.69	15.09	14.62	14.25	13.45	13.73	14.32		
		Cumulative time (s)	143.36	129.96	115.47	100.15	85.46	70.37	55.75	41.50	28.05	14.32	2:23.36	
		Speed (m/s)	13.43	13.80	13.05	13.61	13.25	13.68	14.04	14.87	14.57	13.97	13.81	
		Stride length (m)	6.13	6.06	6.06	6.27	6.11	6.28	6.34	6.32	6.25	6.26	6.21	
		Stride duration (s)	0.455	0.439	0.464	0.460	0.461	0.459	0.452	0.425	0.429	0.448	0.449	
		Stride efficiency (%)	58.79	57.43	57.36	61.45	58.26	61.72	62.78	62.44	61.01	61.21	60.21	
		Stride count	29.35	32.99	33.01	31.89	32.75	31.82	31.55	31.64	32.01	31.96	318.97	

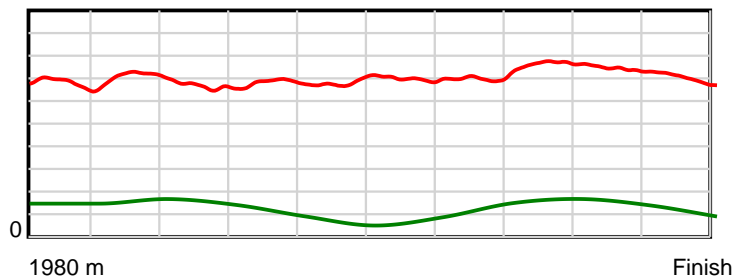
10 m Stride length



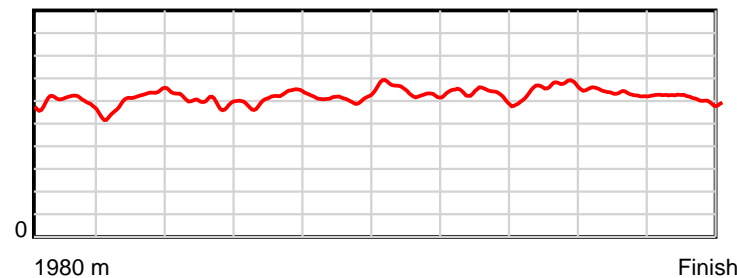
0.6 s Stride duration



20 m/sec Speed



100 % Stride efficiency



Note: Horizontal distance axis grid lines are 200m furlongs.

Disclaimer.

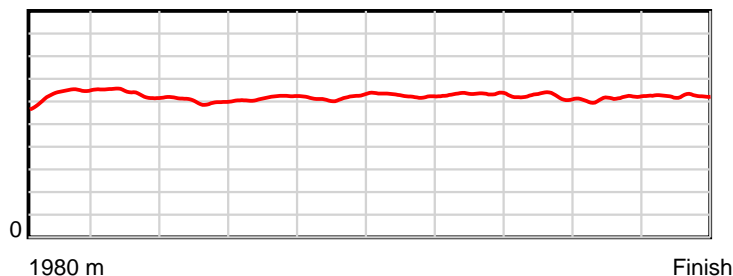
HRNZ and NZMTC and Thoroughbred Ratings Pty Ltd accepts no responsibility for the completeness or accuracy of any of the information contained herein, and makes no representations about its suitability for any particular purpose. Users should make their own judgements about those matters and/or seek independent advice. You assume all risks associated with use of the data provided on this page.

Race Results

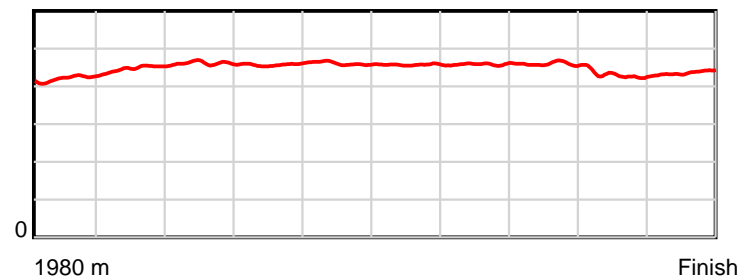
January 28, 2022, Race 1, NZB STANDARD BRED MOBILE PACE, Distance 1980m, Addington - Survey 1980m

Result	TAB no.	Horse (Barrier)	1980 to	1800m to	1600m to	1400m to	1200m to	1000m to	800m to	600m to	400m to	200m to	Total or	Margin
2nd	10	Town Echo (9)	1800m	1600m	1400m	1200m	1000m	800m	600m	400m	200m	WP	Average	
		Position in running (margin)	-	5(2.4)	2(3.3)	2(1.9)	3(2.4)	2(1.9)	3(1.8)	3(1.5)	5(3.6)	4(6.5)		3.90
		Sectional time (s)	12.28	14.21	15.30	14.94	14.89	14.78	14.51	14.93	14.21	14.01		
		Cumulative time (s)	144.06	131.78	117.57	102.27	87.33	72.44	57.66	43.15	28.22	14.01	2:24.06	
		Speed (m/s)	14.66	14.07	13.07	13.39	13.43	13.53	13.78	13.40	14.07	14.28	13.74	
		Stride length (m)	6.32	6.30	6.03	6.13	6.19	6.19	6.32	6.16	6.06	6.24	6.19	
		Stride duration (s)	0.422	0.448	0.461	0.458	0.461	0.457	0.458	0.460	0.430	0.437	0.450	
		Stride efficiency (%)	62.47	62.09	56.81	58.69	59.86	59.78	62.40	59.24	57.34	60.83	59.88	
		Stride count	28.47	31.73	33.17	32.63	32.31	32.34	31.65	32.48	33.02	32.05	319.85	

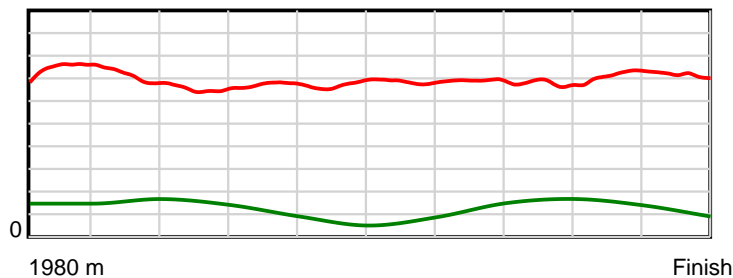
10 m Stride length



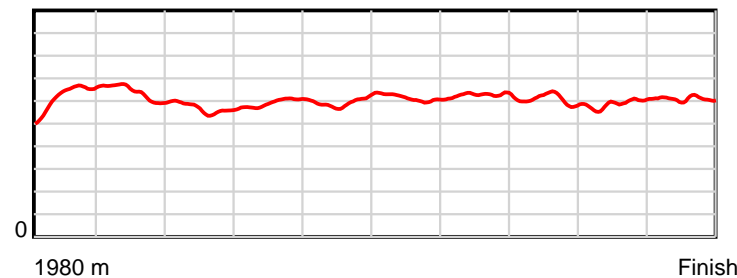
0.6 s Stride duration



20 m/sec Speed



100 % Stride efficiency



Note: Horizontal distance axis grid lines are 200m furlongs.

Disclaimer.

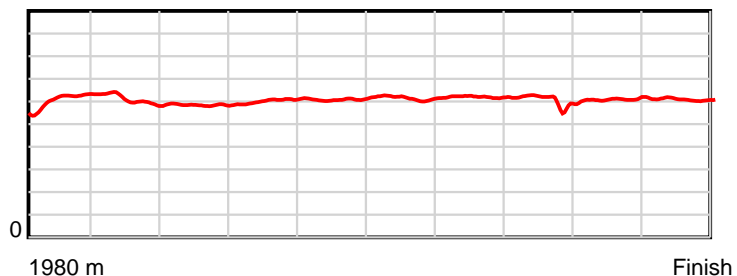
HRNZ and NZMTC and Thoroughbred Ratings Pty Ltd accepts no responsibility for the completeness or accuracy of any of the information contained herein, and makes no representations about its suitability for any particular purpose. Users should make their own judgements about those matters and/or seek independent advice. You assume all risks associated with use of the data provided on this page.

Race Results

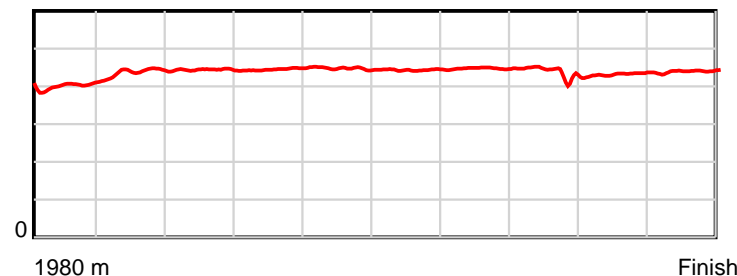
January 28, 2022, Race 1, NZB STANDARDBRED MOBILE PACE, Distance 1980m, Addington - Survey 1980m

Result	TAB no.	Horse (Barrier)	1980 to	1800m to	1600m to	1400m to	1200m to	1000m to	800m to	600m to	400m to	200m to	Total or	Margin
3rd	6	Show Me Heaven (5)	1800m	1600m	1400m	1200m	1000m	800m	600m	400m	200m	WP	Average	
		Position in running (margin)	-	1(0.0)	3(3.3)	3(2.2)	2(1.7)	3(1.9)	2(1.2)	2(0.2)	2(0.1)	2(3.7)		4.20
		Sectional time (s)	11.87	14.61	15.35	14.78	15.00	14.67	14.40	14.56	14.32	14.55		
		Cumulative time (s)	144.11	132.24	117.63	102.28	87.50	72.50	57.83	43.43	28.87	14.55	2:24.11	
		Speed (m/s)	15.17	13.69	13.03	13.53	13.33	13.63	13.89	13.74	13.97	13.75	13.74	
		Stride length (m)	6.06	5.99	5.78	6.02	5.97	6.05	6.22	5.99	6.04	6.05	6.02	
		Stride duration (s)	0.401	0.438	0.444	0.445	0.447	0.443	0.448	0.436	0.433	0.440	0.438	
		Stride efficiency (%)	57.46	56.10	52.26	56.70	55.60	57.13	60.38	55.98	57.04	57.25	56.54	
		Stride count	29.68	33.38	34.58	33.20	33.53	33.08	32.17	33.41	33.10	33.04	329.17	

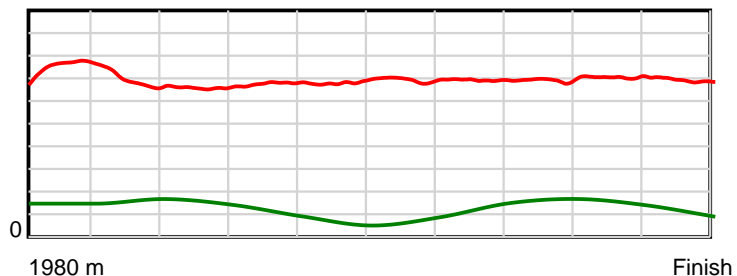
10 m Stride length



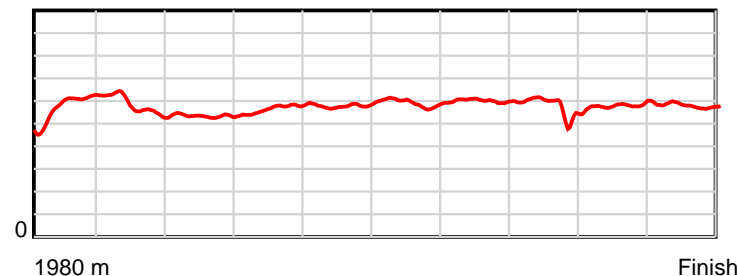
0.6 s Stride duration



20 m/sec Speed



100 % Stride efficiency



Note: Horizontal distance axis grid lines are 200m furlongs.

Disclaimer.

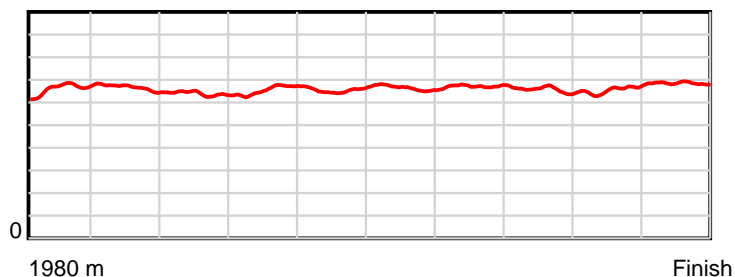
HRNZ and NZMTC and Thoroughbred Ratings Pty Ltd accepts no responsibility for the completeness or accuracy of any of the information contained herein, and makes no representations about its suitability for any particular purpose. Users should make their own judgements about those matters and/or seek independent advice. You assume all risks associated with use of the data provided on this page.

Race Results

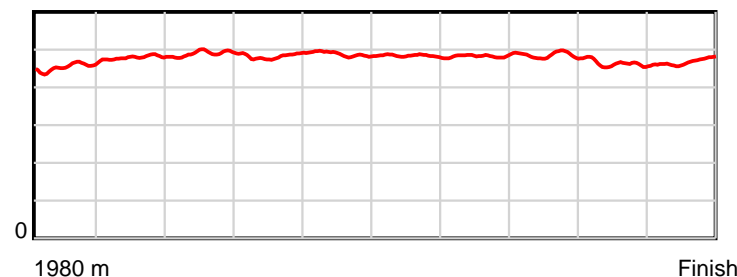
January 28, 2022, Race 1, NZB STANDARDBRED MOBILE PACE, Distance 1980m, Addington - Survey 1980m

Result	TAB no.	Horse (Barrier)	1980 to	1800m to	1600m to	1400m to	1200m to	1000m to	800m to	600m to	400m to	200m to	Total or	Margin
4th	3	Luella (2)	1800m	1600m	1400m	1200m	1000m	800m	600m	400m	200m	WP	Average	
		Position in running (margin)	-	4(2.3)	4(5.0)	4(4.5)	5(4.5)	5(4.3)	5(3.8)	5(3.2)	8(4.9)	5(8.2)		4.70
		Sectional time (s)	12.36	14.52	15.44	14.86	14.94	14.71	14.46	14.86	14.27	13.78		
		Cumulative time (s)	144.20	131.84	117.32	101.88	87.02	72.08	57.37	42.91	28.05	13.78	2:24.20	
		Speed (m/s)	14.56	13.77	12.95	13.46	13.39	13.60	13.83	13.46	14.02	14.51	13.73	
		Stride length (m)	6.65	6.61	6.34	6.49	6.53	6.58	6.69	6.52	6.49	6.79	6.57	
		Stride duration (s)	0.455	0.480	0.490	0.482	0.488	0.484	0.483	0.484	0.463	0.468	0.478	
		Stride efficiency (%)	69.15	68.23	62.84	65.88	66.60	67.58	69.88	66.36	65.86	72.14	67.37	
		Stride count	27.06	30.27	31.54	30.80	30.63	30.41	29.91	30.69	30.81	29.44	301.56	

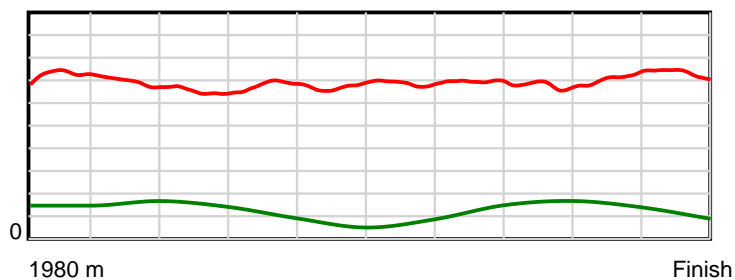
10 m Stride length



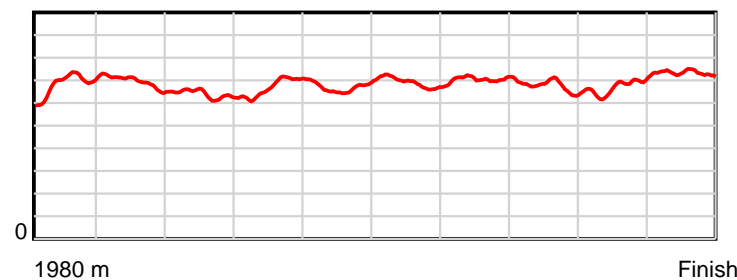
0.6 s Stride duration



20 m/sec Speed



100 % Stride efficiency



Note: Horizontal distance axis grid lines are 200m furlongs.

Disclaimer.

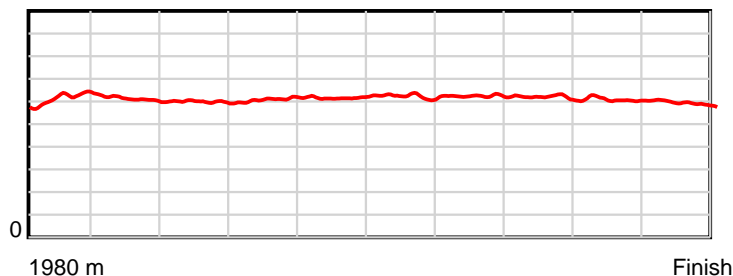
HRNZ and NZMTC and Thoroughbred Ratings Pty Ltd accepts no responsibility for the completeness or accuracy of any of the information contained herein, and makes no representations about its suitability for any particular purpose. Users should make their own judgements about those matters and/or seek independent advice. You assume all risks associated with use of the data provided on this page.

Race Results

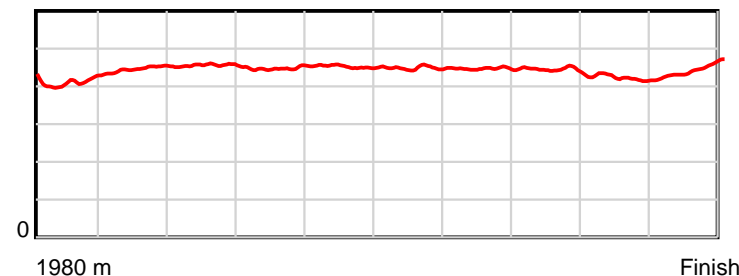
January 28, 2022, Race 1, NZB STANDARDBRED MOBILE PACE, Distance 1980m, Addington - Survey 1980m

Result	TAB no.	Horse (Barrier)	1980 to	1800m to	1600m to	1400m to	1200m to	1000m to	800m to	600m to	400m to	200m to	Total or	Margin
5th	8	Fire Fox (7)	1800m	1600m	1400m	1200m	1000m	800m	600m	400m	200m	WP	Average	
		Position in running (margin)	-	3(0.4)	5(5.5)	5(4.9)	4(3.9)	4(4.2)	4(3.2)	4(1.8)	4(2.7)	3(5.2)		8.60
		Sectional time (s)	12.03	14.91	15.43	14.69	15.03	14.63	14.33	14.73	14.14	14.98		
		Cumulative time (s)	144.90	132.87	117.96	102.53	87.84	72.81	58.18	43.85	29.12	14.98	2:24.90	
		Speed (m/s)	14.96	13.41	12.96	13.61	13.31	13.67	13.96	13.58	14.14	13.35	13.66	
		Stride length (m)	6.17	5.99	5.90	6.10	6.02	6.13	6.23	6.01	5.97	5.97	6.05	
		Stride duration (s)	0.410	0.446	0.455	0.448	0.452	0.448	0.447	0.443	0.422	0.447	0.443	
		Stride efficiency (%)	59.41	56.02	54.40	58.14	56.65	58.69	60.74	56.52	55.70	55.74	57.14	
		Stride count	29.19	33.40	33.90	32.79	33.22	32.63	32.08	33.25	33.50	33.49	327.45	

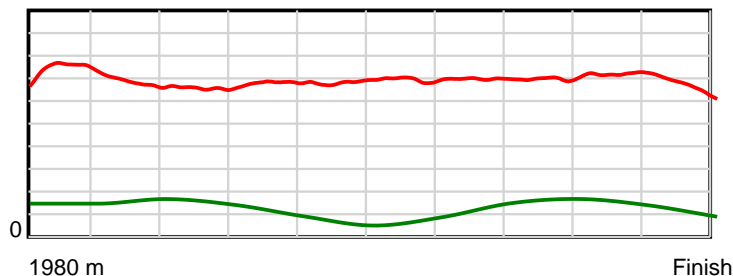
10 m Stride length



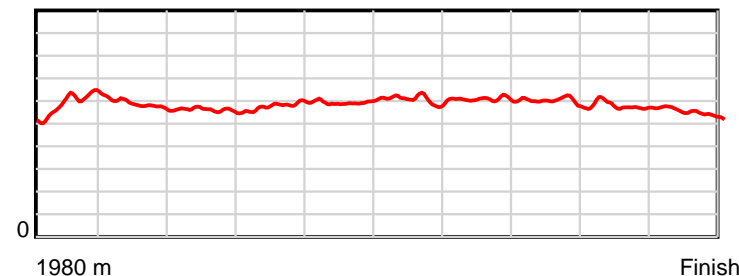
0.6 s Stride duration



20 m/sec Speed



100 % Stride efficiency



Note: Horizontal distance axis grid lines are 200m furlongs.

Disclaimer.

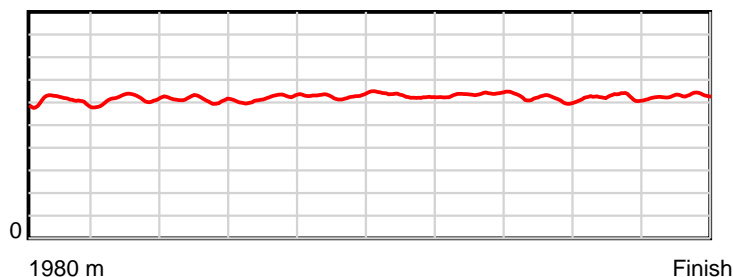
HRNZ and NZMTC and Thoroughbred Ratings Pty Ltd accepts no responsibility for the completeness or accuracy of any of the information contained herein, and makes no representations about its suitability for any particular purpose. Users should make their own judgements about those matters and/or seek independent advice. You assume all risks associated with use of the data provided on this page.

Race Results

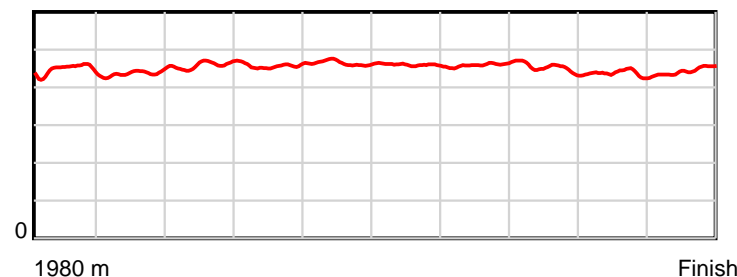
January 28, 2022, Race 1, NZB STANDARDBRED MOBILE PACE, Distance 1980m, Addington - Survey 1980m

Result	TAB no.	Horse (Barrier)	1980 to	1800m to	1600m to	1400m to	1200m to	1000m to	800m to	600m to	400m to	200m to	Total or	Margin
6th	7	Jazelle (6)	1800m	1600m	1400m	1200m	1000m	800m	600m	400m	200m	WP	Average	
		Position in running (margin)	-	9(8.7)	8(9.8)	7(7.3)	7(6.9)	7(6.5)	7(5.6)	7(5.0)	9(6.1)	9(10.5)		9.10
		Sectional time (s)	13.40	14.26	15.10	14.81	14.91	14.64	14.47	14.75	14.47	14.18		
		Cumulative time (s)	144.99	131.59	117.33	102.23	87.42	72.51	57.87	43.40	28.65	14.18	2:24.99	
		Speed (m/s)	13.43	14.03	13.25	13.50	13.41	13.66	13.82	13.56	13.82	14.10	13.66	
		Stride length (m)	6.06	6.13	6.08	6.17	6.23	6.28	6.35	6.12	6.03	6.28	6.17	
		Stride duration (s)	0.448	0.437	0.459	0.457	0.464	0.459	0.459	0.451	0.436	0.445	0.452	
		Stride efficiency (%)	57.42	58.80	57.73	59.50	60.56	61.57	63.04	58.44	56.84	61.65	59.53	
		Stride count	29.69	32.60	32.91	32.41	32.13	31.86	31.49	32.71	33.16	31.84	320.80	

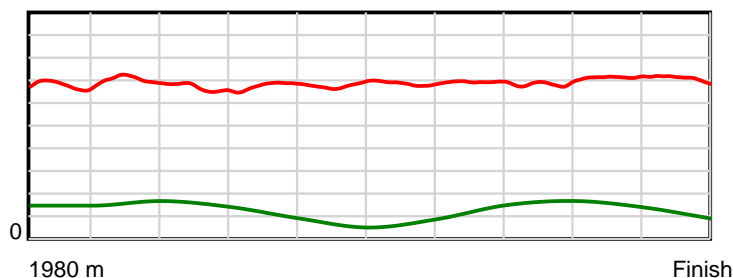
10 m Stride length



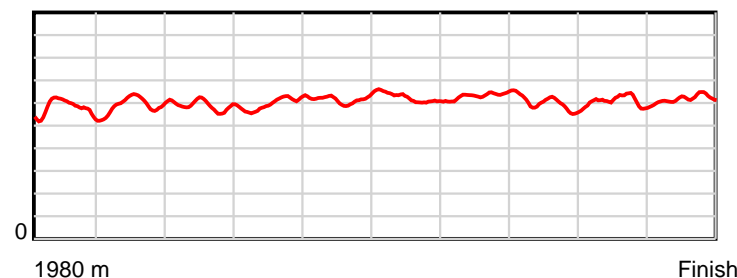
0.6 s Stride duration



20 m/sec Speed



100 % Stride efficiency



Note: Horizontal distance axis grid lines are 200m furlongs.

Disclaimer.

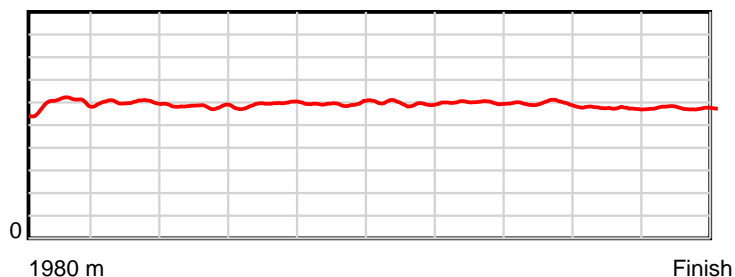
HRNZ and NZMTC and Thoroughbred Ratings Pty Ltd accepts no responsibility for the completeness or accuracy of any of the information contained herein, and makes no representations about its suitability for any particular purpose. Users should make their own judgements about those matters and/or seek independent advice. You assume all risks associated with use of the data provided on this page.

Race Results

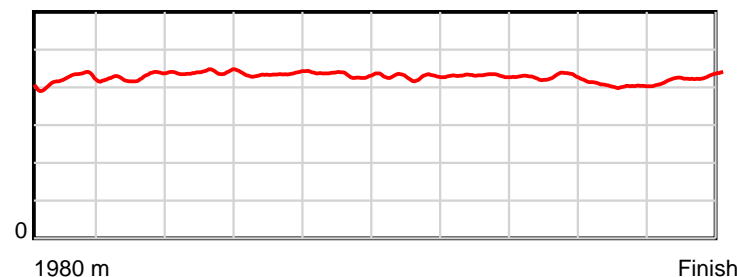
January 28, 2022, Race 1, NZB STANDARD BRED MOBILE PACE, Distance 1980m, Addington - Survey 1980m

Result	TAB no.	Horse (Barrier)	1980 to	1800m to	1600m to	1400m to	1200m to	1000m to	800m to	600m to	400m to	200m to	Total or	Margin
7th	4	Zia Bromac (3)	1800m	1600m	1400m	1200m	1000m	800m	600m	400m	200m	WP	Average	
		Position in running (margin)	-	6(4.7)	6(7.9)	6(6.5)	6(5.6)	6(5.9)	6(4.5)	6(3.8)	6(4.1)	6(8.6)		10.70
		Sectional time (s)	12.70	14.60	15.30	14.72	15.02	14.56	14.44	14.63	14.47	14.84		
		Cumulative time (s)	145.28	132.58	117.98	102.68	87.96	72.94	58.38	43.94	29.31	14.84	2:25.28	
		Speed (m/s)	14.17	13.70	13.07	13.59	13.32	13.74	13.85	13.67	13.82	13.48	13.63	
		Stride length (m)	5.95	5.87	5.75	5.92	5.78	5.88	5.97	5.84	5.59	5.75	5.83	
		Stride duration (s)	0.421	0.428	0.440	0.435	0.434	0.428	0.431	0.427	0.405	0.427	0.427	
		Stride efficiency (%)	55.33	53.82	51.74	54.70	52.15	53.94	55.63	53.34	48.90	51.68	53.05	
		Stride count	30.25	34.08	34.76	33.81	34.62	34.04	33.52	34.23	35.75	34.78	339.84	

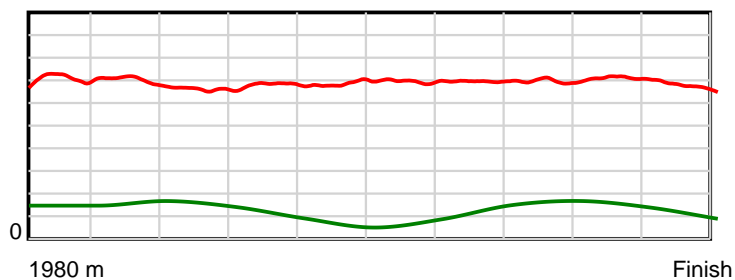
10 m Stride length



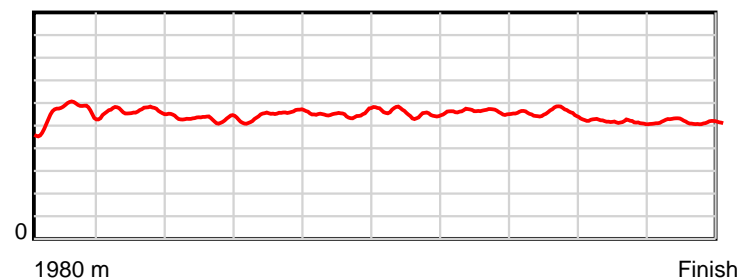
0.6 s Stride duration



20 m/sec Speed



100 % Stride efficiency



Note: Horizontal distance axis grid lines are 200m furlongs.

Disclaimer.

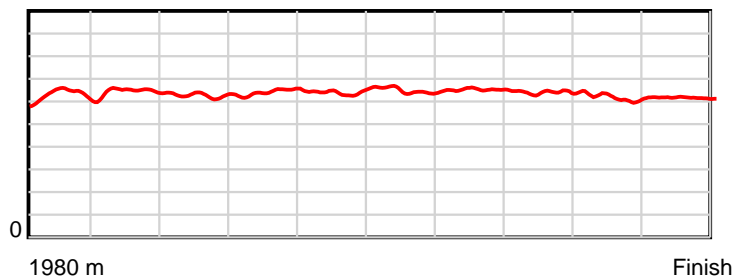
HRNZ and NZMTC and Thoroughbred Ratings Pty Ltd accepts no responsibility for the completeness or accuracy of any of the information contained herein, and makes no representations about its suitability for any particular purpose. Users should make their own judgements about those matters and/or seek independent advice. You assume all risks associated with use of the data provided on this page.

Race Results

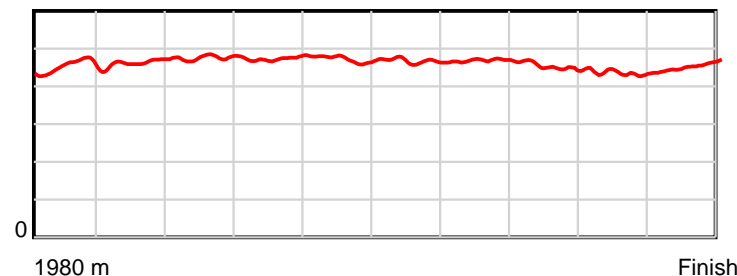
January 28, 2022, Race 1, NZB STANDARD BRED MOBILE PACE, Distance 1980m, Addington - Survey 1980m

Result	TAB no.	Horse (Barrier)	1980 to	1800m to	1600m to	1400m to	1200m to	1000m to	800m to	600m to	400m to	200m to	Total or	Margin
8th	5	Taumata VC (4)	1800m	1600m	1400m	1200m	1000m	800m	600m	400m	200m	WP	Average	
		Position in running (margin)	-	7(6.4)	7(9.4)	8(8.4)	8(7.4)	8(7.6)	8(6.6)	8(5.5)	7(4.2)	7(9.4)		11.10
		Sectional time (s)	12.96	14.56	15.37	14.69	15.00	14.63	14.38	14.36	14.59	14.81		
		Cumulative time (s)	145.35	132.39	117.83	102.46	87.77	72.77	58.14	43.76	29.40	14.81	2:25.35	
		Speed (m/s)	13.89	13.74	13.01	13.61	13.33	13.67	13.91	13.93	13.71	13.50	13.62	
		Stride length (m)	6.35	6.34	6.19	6.44	6.29	6.38	6.52	6.29	5.96	6.15	6.29	
		Stride duration (s)	0.455	0.462	0.476	0.473	0.472	0.467	0.468	0.452	0.435	0.455	0.462	
		Stride efficiency (%)	62.96	62.89	59.95	64.81	61.83	63.69	66.33	61.90	55.55	59.08	61.77	
		Stride count	28.36	31.53	32.29	31.06	31.80	31.33	30.70	31.78	33.55	32.53	314.93	

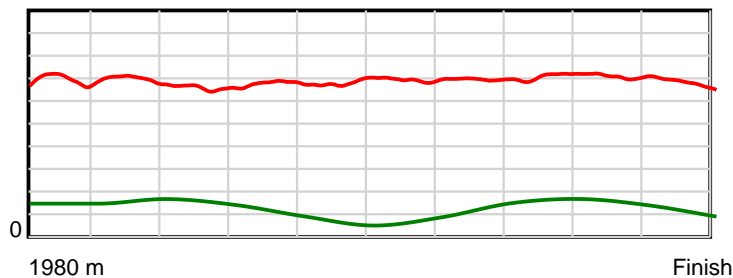
10 m Stride length



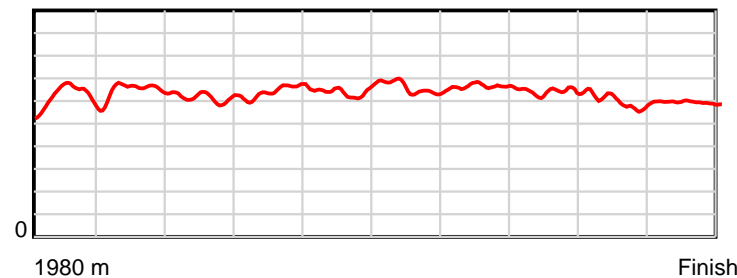
0.6 s Stride duration



20 m/sec Speed



100 % Stride efficiency



Note: Horizontal distance axis grid lines are 200m furlongs.

Disclaimer.

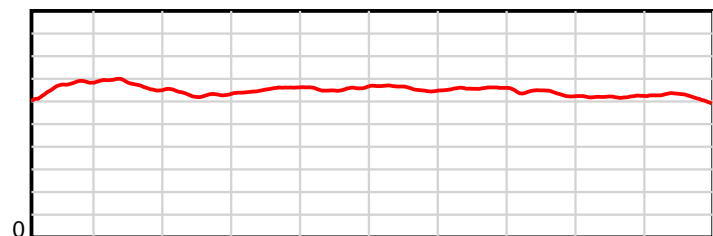
HRNZ and NZMTC and Thoroughbred Ratings Pty Ltd accepts no responsibility for the completeness or accuracy of any of the information contained herein, and makes no representations about its suitability for any particular purpose. Users should make their own judgements about those matters and/or seek independent advice. You assume all risks associated with use of the data provided on this page.

Race Results

January 28, 2022, Race 1, NZB STANDARDBRED MOBILE PACE, Distance 1980m, Addington - Survey 1980m

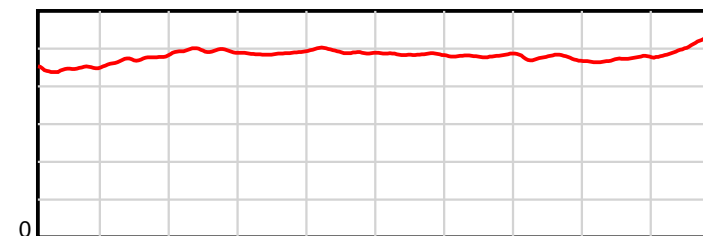
Result	TAB no.	Horse (Barrier)	1980 to	1800m to	1600m to	1400m to	1200m to	1000m to	800m to	600m to	400m to	200m to	Total or	Margin
9th	1	Glassy Webb (1)	1800m	1600m	1400m	1200m	1000m	800m	600m	400m	200m	WP	Average	
		Position in running (margin)	-	2(0.2)	1(0.0)	1(0.0)	1(0.0)	1(0.0)	1(0.0)	1(0.0)	3(1.9)	8(9.9)		20.80
		Sectional time (s)	11.81	14.04	15.53	14.87	14.97	14.80	14.56	14.90	15.07	16.55		
		Cumulative time (s)	147.10	135.29	121.25	105.72	90.85	75.88	61.08	46.52	31.62	16.55	2:27.10	
		Speed (m/s)	15.24	14.25	12.88	13.45	13.36	13.51	13.74	13.42	13.27	12.08	13.46	
		Stride length (m)	6.73	6.75	6.37	6.56	6.58	6.55	6.61	6.38	6.26	6.17	6.49	
		Stride duration (s)	0.445	0.473	0.495	0.488	0.493	0.485	0.481	0.475	0.472	0.510	0.482	
		Stride efficiency (%)	70.78	71.10	63.40	67.29	67.72	67.10	68.29	63.62	61.33	59.45	65.80	
		Stride count	26.75	29.65	31.40	30.48	30.38	30.52	30.25	31.34	31.92	32.43	305.12	

10 m Stride length



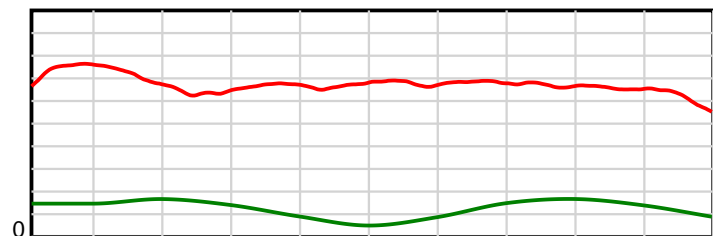
1980 m Finish

0.6 s Stride duration



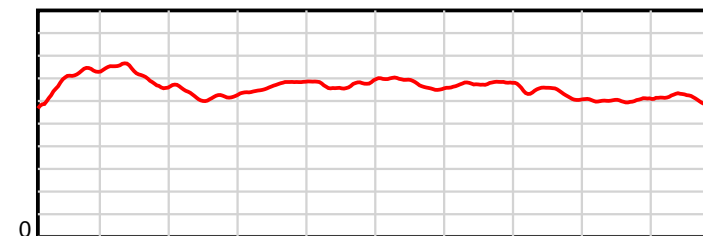
1980 m Finish

20 m/sec Speed



1980 m Finish

100 % Stride efficiency



1980 m Finish

Note: Horizontal distance axis grid lines are 200m furlongs.

Disclaimer.

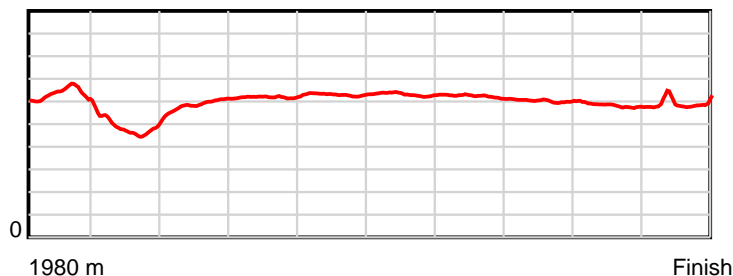
HRNZ and NZMTC and Thoroughbred Ratings Pty Ltd accepts no responsibility for the completeness or accuracy of any of the information contained herein, and makes no representations about its suitability for any particular purpose. Users should make their own judgements about those matters and/or seek independent advice. You assume all risks associated with use of the data provided on this page.

Race Results

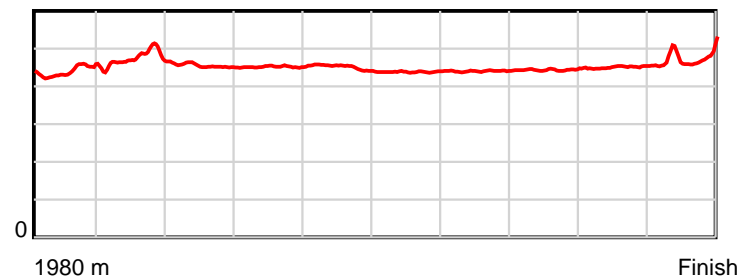
January 28, 2022, Race 1, NZB STANDARDBRED MOBILE PACE, Distance 1980m, Addington - Survey 1980m

Result	TAB no.	Horse (Barrier)	1980 to	1800m to	1600m to	1400m to	1200m to	1000m to	800m to	600m to	400m to	200m to	Total or	Margin
10th	11	Who Made Who (0)	1800m	1600m	1400m	1200m	1000m	800m	600m	400m	200m	WP	Average	
		Position in running (margin)	-	8(7.4)	10(41.6)	10(41.5)	10(40.2)	10(36.3)	10(31.6)	10(29.4)	10(31.1)	10(42.2)		48.40
		Sectional time (s)	13.03	19.75	15.53	14.64	14.31	14.02	14.18	14.87	15.59	16.15		
		Cumulative time (s)	152.07	139.04	119.29	103.76	89.12	74.81	60.79	46.61	31.74	16.15	2:32.07	
		Speed (m/s)	13.82	10.13	12.88	13.66	13.98	14.27	14.10	13.45	12.83	12.38	13.02	
		Stride length (m)	6.24	4.80	5.85	6.17	6.29	6.25	6.21	5.97	5.77	5.89	5.91	
		Stride duration (s)	0.436	0.474	0.454	0.452	0.450	0.438	0.440	0.444	0.450	0.476	0.454	
		Stride efficiency (%)	60.90	35.95	53.51	59.49	61.81	61.11	60.25	55.73	52.10	54.24	54.53	
		Stride count	28.83	41.70	34.18	32.41	31.80	31.98	32.21	33.49	34.64	33.95	335.19	

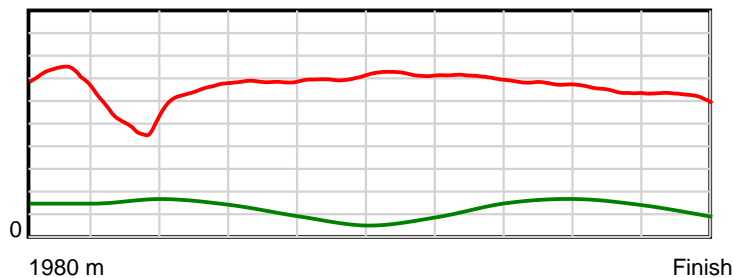
10 m Stride length



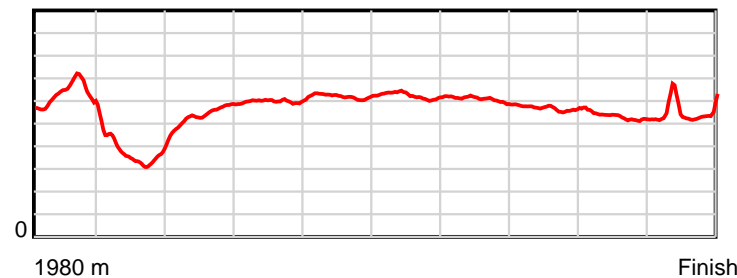
0.6 s Stride duration



20 m/sec Speed



100 % Stride efficiency



Note: Horizontal distance axis grid lines are 200m furlongs.

Disclaimer.

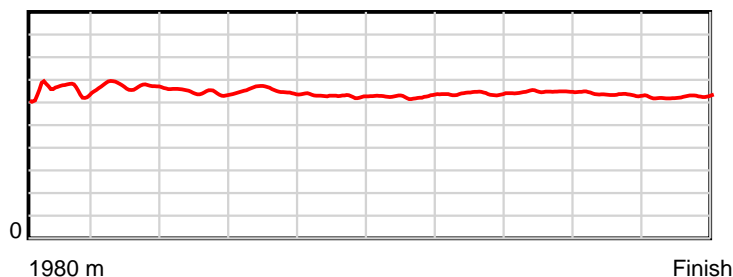
HRNZ and NZMTC and Thoroughbred Ratings Pty Ltd accepts no responsibility for the completeness or accuracy of any of the information contained herein, and makes no representations about its suitability for any particular purpose. Users should make their own judgements about those matters and/or seek independent advice. You assume all risks associated with use of the data provided on this page.

Race Results

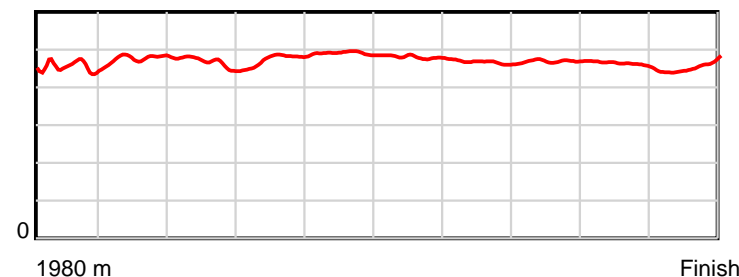
January 28, 2022, Race 2, RICOH MOBILE TROT, Distance 1980m, Addington - Survey 1980m

Result	TAB no.	Horse (Barrier)	1980 to	1800m to	1600m to	1400m to	1200m to	1000m to	800m to	600m to	400m to	200m to	Total or	Margin
1st	6	Regal Attire (7)	1800m	1600m	1400m	1200m	1000m	800m	600m	400m	200m	WP	Average	
		Position in running (margin)	-	4(2.1)	3(1.6)	1(0.0)	1(0.0)	1(0.0)	1(0.0)	1(0.0)	1(0.0)	1(0.0)		0.00
		Sectional time (s)	12.41	14.51	14.72	14.51	15.60	15.41	14.56	14.54	14.49	14.57		
		Cumulative time (s)	145.32	132.91	118.40	103.68	89.17	73.57	58.16	43.60	29.06	14.57	2:25.32	
		Speed (m/s)	14.51	13.78	13.59	13.78	12.82	12.98	13.74	13.76	13.80	13.73	13.63	
		Stride length (m)	6.57	6.58	6.32	6.56	6.29	6.22	6.41	6.46	6.37	6.25	6.40	
		Stride duration (s)	0.452	0.478	0.465	0.476	0.491	0.480	0.466	0.469	0.462	0.455	0.470	
		Stride efficiency (%)	67.44	67.73	62.45	67.21	61.87	60.54	64.15	65.14	63.49	61.05	63.99	
		Stride count	27.40	30.38	31.64	30.50	31.79	32.13	31.21	30.98	31.38	32.00	309.41	

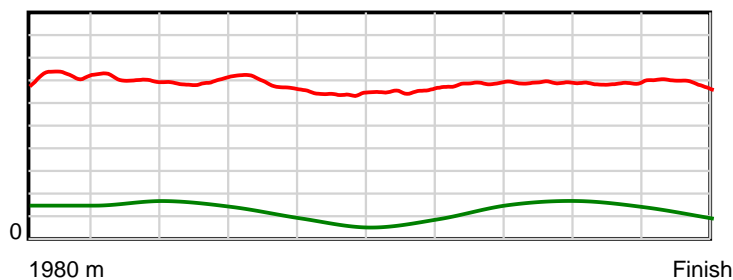
10 m Stride length



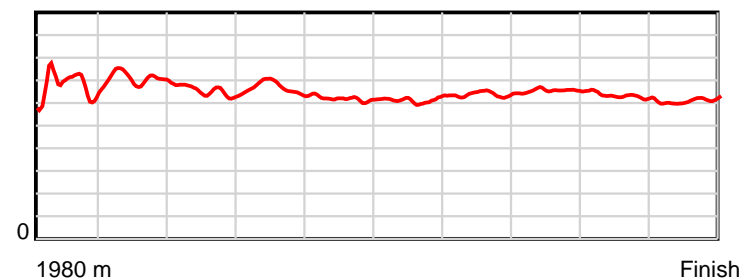
0.6 s Stride duration



20 m/sec Speed



100 % Stride efficiency



Note: Horizontal distance axis grid lines are 200m furlongs.

Disclaimer.

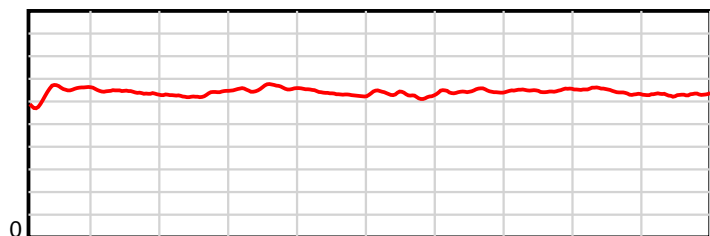
HRNZ and NZMTC and Thoroughbred Ratings Pty Ltd accepts no responsibility for the completeness or accuracy of any of the information contained herein, and makes no representations about its suitability for any particular purpose. Users should make their own judgements about those matters and/or seek independent advice. You assume all risks associated with use of the data provided on this page.

Race Results

January 28, 2022, Race 2, RICOH MOBILE TROT, Distance 1980m, Addington - Survey 1980m

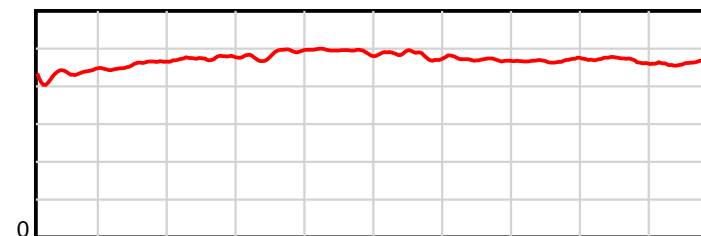
Result	TAB no.	Horse (Barrier)	1980 to	1800m to	1600m to	1400m to	1200m to	1000m to	800m to	600m to	400m to	200m to	Total or	Margin
2nd	5	Clyde (6)	1800m	1600m	1400m	1200m	1000m	800m	600m	400m	200m	WP	Average	
		Position in running (margin)	-	1(0.0)	1(0.0)	2(0.4)	2(2.2)	2(1.8)	2(1.9)	2(1.8)	2(2.0)	2(2.9)		3.50
		Sectional time (s)	12.09	14.58	15.06	14.81	15.53	15.42	14.55	14.58	14.64	14.68		
		Cumulative time (s)	145.94	133.85	119.27	104.21	89.40	73.87	58.45	43.90	29.32	14.68	2:25.94	
		Speed (m/s)	14.89	13.72	13.28	13.50	12.88	12.97	13.75	13.72	13.66	13.62	13.57	
		Stride length (m)	6.46	6.28	6.31	6.57	6.35	6.27	6.47	6.42	6.41	6.36	6.39	
		Stride duration (s)	0.433	0.457	0.475	0.487	0.493	0.483	0.471	0.468	0.469	0.467	0.471	
		Stride efficiency (%)	65.29	61.54	62.14	67.48	62.97	61.45	65.44	64.40	64.18	63.17	63.75	
		Stride count	27.85	31.87	31.72	30.43	31.51	31.89	30.91	31.15	31.21	31.46	310.00	

10 m Stride length



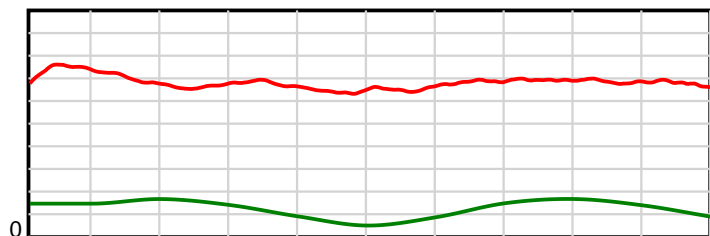
1980 m Finish

0.6 s Stride duration



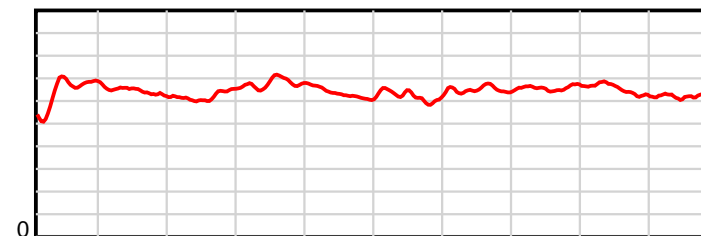
1980 m Finish

20 m/sec Speed



1980 m Finish

100 % Stride efficiency



1980 m Finish

Note: Horizontal distance axis grid lines are 200m furlongs.

Disclaimer.

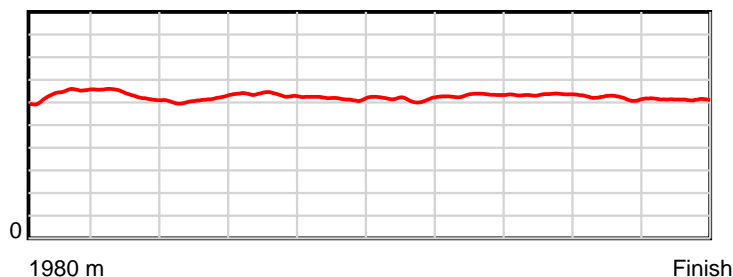
HRNZ and NZMTC and Thoroughbred Ratings Pty Ltd accepts no responsibility for the completeness or accuracy of any of the information contained herein, and makes no representations about its suitability for any particular purpose. Users should make their own judgements about those matters and/or seek independent advice. You assume all risks associated with use of the data provided on this page.

Race Results

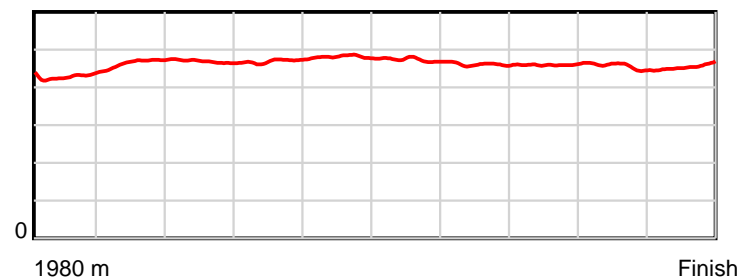
January 28, 2022, Race 2, RICOH MOBILE TROT, Distance 1980m, Addington - Survey 1980m

Result	TAB no.	Horse (Barrier)	1980 to	1800m to	1600m to	1400m to	1200m to	1000m to	800m to	600m to	400m to	200m to	Total or	Margin
3rd	4	Sods Law (5)	1800m	1600m	1400m	1200m	1000m	800m	600m	400m	200m	WP	Average	
		Position in running (margin)	-	2(0.2)	2(1.2)	3(2.7)	4(4.6)	4(3.9)	5(4.0)	6(3.8)	5(4.0)	3(4.6)		5.30
		Sectional time (s)	12.02	14.74	15.24	14.83	15.48	15.41	14.53	14.58	14.57	14.87		
		Cumulative time (s)	146.27	134.25	119.51	104.27	89.44	73.96	58.55	44.02	29.44	14.87	2:26.27	
		Speed (m/s)	14.98	13.57	13.12	13.49	12.92	12.98	13.76	13.72	13.73	13.45	13.54	
		Stride length (m)	6.41	6.31	6.15	6.33	6.21	6.14	6.34	6.30	6.25	6.12	6.25	
		Stride duration (s)	0.428	0.465	0.469	0.469	0.481	0.473	0.461	0.459	0.456	0.455	0.462	
		Stride efficiency (%)	64.22	62.27	59.04	62.61	60.27	58.90	62.86	62.07	61.06	58.62	61.12	
		Stride count	28.08	31.68	32.54	31.60	32.20	32.58	31.53	31.73	32.00	32.65	316.59	

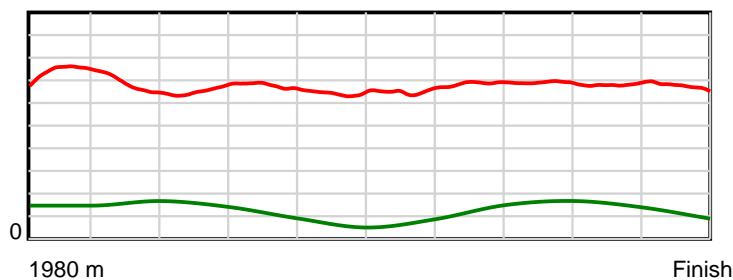
10 m Stride length



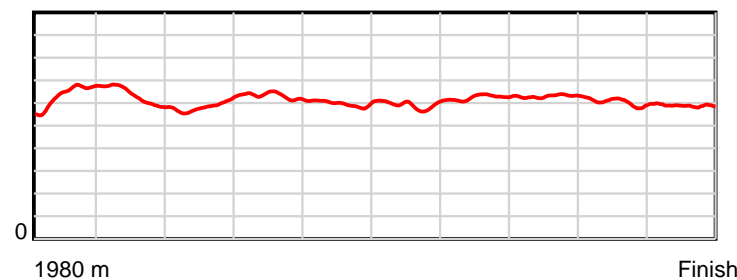
0.6 s Stride duration



20 m/sec Speed



100 % Stride efficiency



Note: Horizontal distance axis grid lines are 200m furlongs.

Disclaimer.

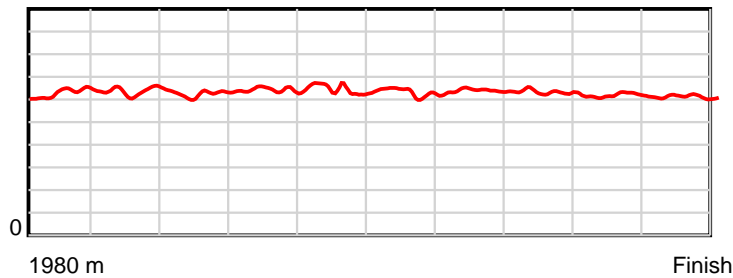
HRNZ and NZMTC and Thoroughbred Ratings Pty Ltd accepts no responsibility for the completeness or accuracy of any of the information contained herein, and makes no representations about its suitability for any particular purpose. Users should make their own judgements about those matters and/or seek independent advice. You assume all risks associated with use of the data provided on this page.

Race Results

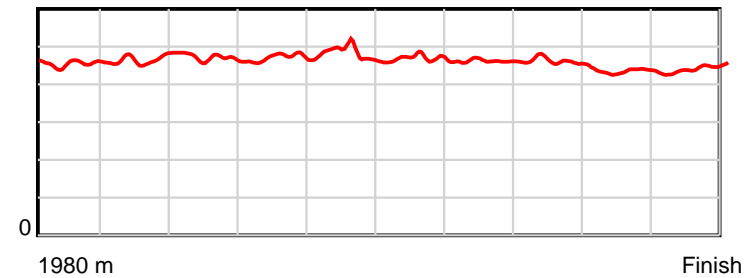
January 28, 2022, Race 2, RICOH MOBILE TROT, Distance 1980m, Addington - Survey 1980m

Result	TAB no.	Horse (Barrier)	1980 to	1800m to	1600m to	1400m to	1200m to	1000m to	800m to	600m to	400m to	200m to	Total or	Margin
4th	12	Time Up The Hi... (12)	1800m	1600m	1400m	1200m	1000m	800m	600m	400m	200m	WP	Average	
		Position in running (margin)	-	12(9.0)	12(10.1)	13(10.8)	13(12.4)	12(10.4)	11(8.8)	11(7.9)	11(10.2)	9(9.6)		7.60
		Sectional time (s)	13.43	14.77	15.12	14.78	15.26	15.15	14.40	14.93	14.39	14.46		
		Cumulative time (s)	146.69	133.26	118.49	103.37	88.59	73.33	58.18	43.78	28.85	14.46	2:26.69	
		Speed (m/s)	13.41	13.54	13.23	13.53	13.11	13.20	13.89	13.40	13.90	13.83	13.50	
		Stride length (m)	6.29	6.31	6.23	6.36	6.30	6.18	6.42	6.17	6.03	6.13	6.24	
		Stride duration (s)	0.454	0.466	0.471	0.470	0.481	0.468	0.462	0.460	0.434	0.443	0.462	
		Stride efficiency (%)	61.78	62.15	60.73	63.18	62.02	59.76	64.35	59.41	56.78	58.63	60.81	
		Stride count	28.63	31.71	32.08	31.45	31.75	32.34	31.17	32.44	33.18	32.65	317.40	

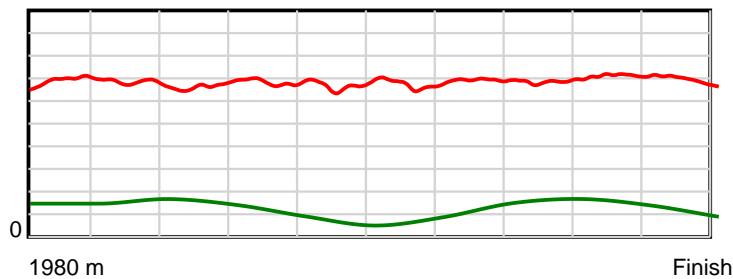
10 m Stride length



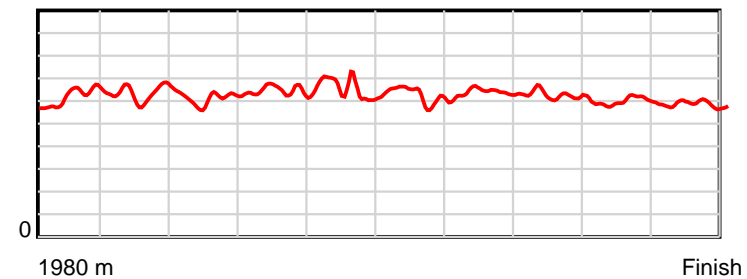
0.6 s Stride duration



20 m/sec Speed



100 % Stride efficiency



Note: Horizontal distance axis grid lines are 200m furlongs.

Disclaimer.

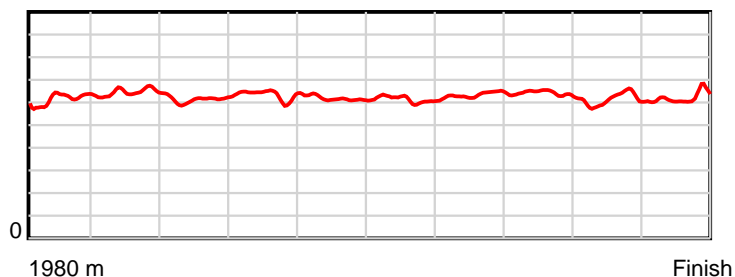
HRNZ and NZMTC and Thoroughbred Ratings Pty Ltd accepts no responsibility for the completeness or accuracy of any of the information contained herein, and makes no representations about its suitability for any particular purpose. Users should make their own judgements about those matters and/or seek independent advice. You assume all risks associated with use of the data provided on this page.

Race Results

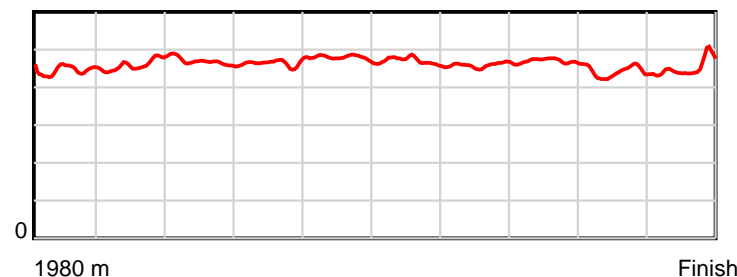
January 28, 2022, Race 2, RICOH MOBILE TROT, Distance 1980m, Addington - Survey 1980m

Result	TAB no.	Horse (Barrier)	1980 to	1800m to	1600m to	1400m to	1200m to	1000m to	800m to	600m to	400m to	200m to	Total or	Margin
5th	3	Salvo (4)	1800m	1600m	1400m	1200m	1000m	800m	600m	400m	200m	WP	Average	
		Position in running (margin)	-	11(6.7)	8(5.3)	8(6.7)	8(8.1)	10(7.7)	10(7.9)	10(7.8)	10(9.0)	7(8.7)		7.60
		Sectional time (s)	13.16	14.34	15.23	14.74	15.53	15.45	14.54	14.74	14.44	14.52		
		Cumulative time (s)	146.69	133.53	119.19	103.96	89.22	73.69	58.24	43.70	28.96	14.52	2:26.69	
		Speed (m/s)	13.68	13.95	13.13	13.57	12.88	12.94	13.76	13.57	13.85	13.77	13.50	
		Stride length (m)	6.18	6.42	6.14	6.31	6.16	6.07	6.31	6.37	6.10	6.22	6.23	
		Stride duration (s)	0.445	0.461	0.468	0.465	0.478	0.469	0.459	0.469	0.441	0.451	0.461	
		Stride efficiency (%)	59.70	64.49	58.94	62.27	59.31	57.63	62.29	63.36	58.16	60.41	60.61	
		Stride count	29.12	31.13	32.56	31.68	32.46	32.93	31.68	31.41	32.78	32.17	317.92	

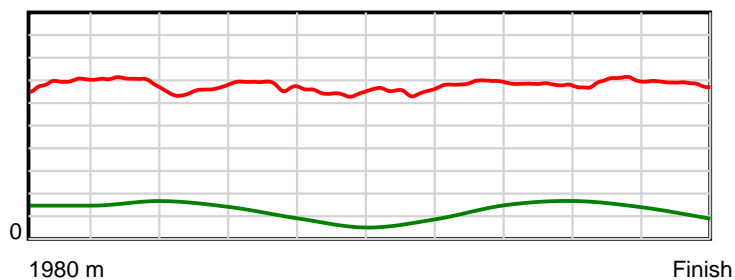
10 m Stride length



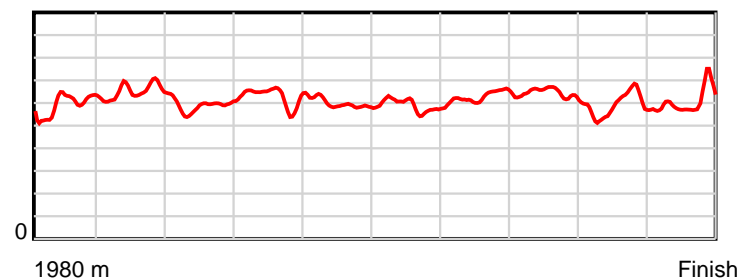
0.6 s Stride duration



20 m/sec Speed



100 % Stride efficiency



Note: Horizontal distance axis grid lines are 200m furlongs.

Disclaimer.

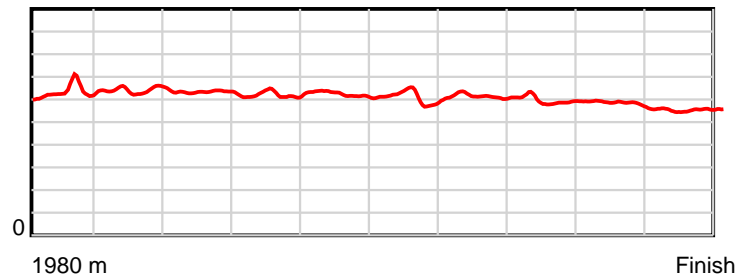
HRNZ and NZMTC and Thoroughbred Ratings Pty Ltd accepts no responsibility for the completeness or accuracy of any of the information contained herein, and makes no representations about its suitability for any particular purpose. Users should make their own judgements about those matters and/or seek independent advice. You assume all risks associated with use of the data provided on this page.

Race Results

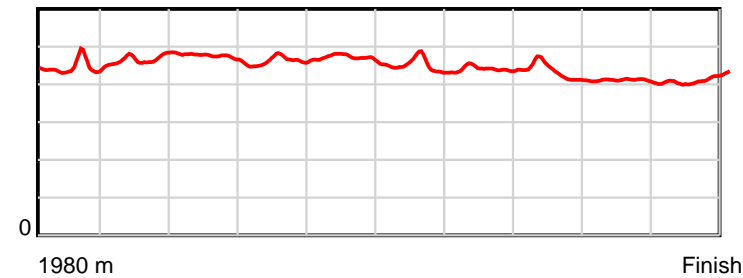
January 28, 2022, Race 2, RICOH MOBILE TROT, Distance 1980m, Addington - Survey 1980m

Result	TAB no.	Horse (Barrier)	1980 to	1800m to	1600m to	1400m to	1200m to	1000m to	800m to	600m to	400m to	200m to	Total or	Margin
6th	14	Missalyssa (1)	1800m	1600m	1400m	1200m	1000m	800m	600m	400m	200m	WP	Average	
		Position in running (margin)	-	9(6.3)	11(8.5)	11(9.2)	12(10.9)	11(9.1)	9(7.5)	7(5.7)	8(8.7)	5(8.5)		8.90
		Sectional time (s)	13.05	14.95	15.11	14.78	15.29	15.16	14.26	15.04	14.46	14.82		
		Cumulative time (s)	146.92	133.87	118.92	103.81	89.03	73.74	58.58	44.32	29.28	14.82	2:26.92	
		Speed (m/s)	13.80	13.38	13.24	13.53	13.08	13.19	14.03	13.30	13.83	13.50	13.48	
		Stride length (m)	6.29	6.25	6.28	6.25	6.15	5.92	6.19	5.72	5.67	5.60	6.02	
		Stride duration (s)	0.442	0.467	0.475	0.462	0.470	0.449	0.441	0.430	0.410	0.415	0.446	
		Stride efficiency (%)	61.80	61.10	61.63	60.96	59.03	54.75	59.87	51.20	50.21	48.93	56.57	
		Stride count	28.62	31.98	31.85	32.02	32.54	33.79	32.31	34.94	35.28	35.74	329.07	

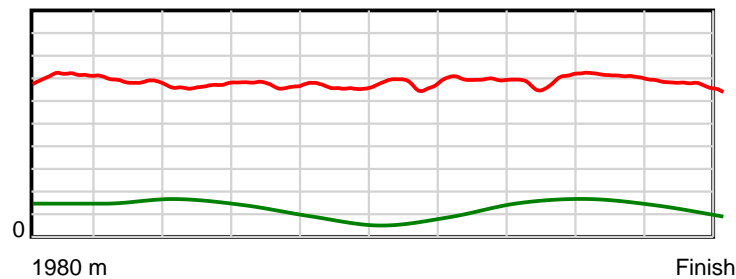
10 m Stride length



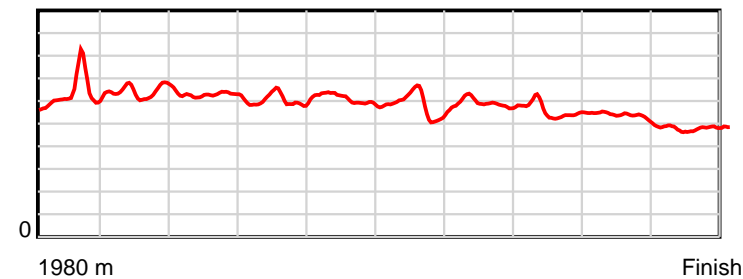
0.6 s Stride duration



20 m/sec Speed



100 % Stride efficiency



Note: Horizontal distance axis grid lines are 200m furlongs.

Disclaimer.

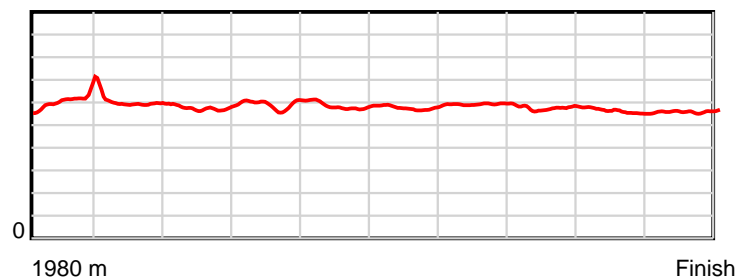
HRNZ and NZMTC and Thoroughbred Ratings Pty Ltd accepts no responsibility for the completeness or accuracy of any of the information contained herein, and makes no representations about its suitability for any particular purpose. Users should make their own judgements about those matters and/or seek independent advice. You assume all risks associated with use of the data provided on this page.

Race Results

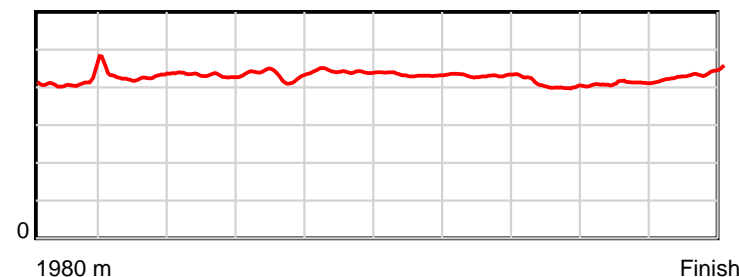
January 28, 2022, Race 2, RICOH MOBILE TROT, Distance 1980m, Addington - Survey 1980m

Result	TAB no.	Horse (Barrier)	1980 to	1800m to	1600m to	1400m to	1200m to	1000m to	800m to	600m to	400m to	200m to	Total or	Margin
7th	10	Majestic Actio... (10)	1800m	1600m	1400m	1200m	1000m	800m	600m	400m	200m	WP	Average	
		Position in running (margin)	-	7(3.6)	6(3.6)	6(4.8)	5(5.6)	5(4.2)	4(3.6)	4(3.4)	3(2.7)	4(5.3)		10.00
		Sectional time (s)	12.56	14.58	15.20	14.65	15.35	15.31	14.54	14.43	14.92	15.57		
		Cumulative time (s)	147.11	134.55	119.97	104.77	90.12	74.77	59.46	44.92	30.49	15.57	2:27.11	
		Speed (m/s)	14.33	13.72	13.16	13.65	13.03	13.06	13.76	13.86	13.40	12.85	13.46	
		Stride length (m)	6.13	5.86	5.69	5.91	5.76	5.66	5.94	5.63	5.51	5.60	5.76	
		Stride duration (s)	0.416	0.427	0.432	0.433	0.442	0.433	0.431	0.406	0.411	0.436	0.428	
		Stride efficiency (%)	58.75	53.74	50.54	54.59	51.92	50.01	55.05	49.48	47.48	48.98	51.84	
		Stride count	29.36	34.10	35.17	33.84	34.70	35.35	33.70	35.54	36.28	35.72	343.76	

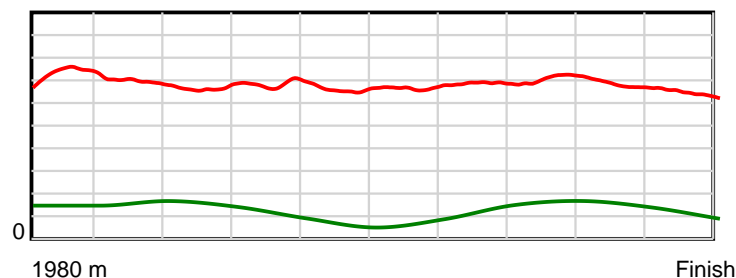
10 m Stride length



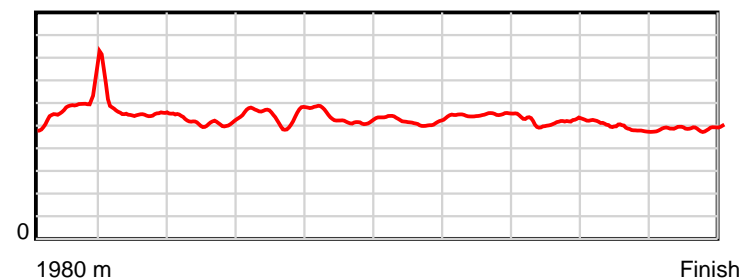
0.6 s Stride duration



20 m/sec Speed



100 % Stride efficiency



Note: Horizontal distance axis grid lines are 200m furlongs.

Disclaimer.

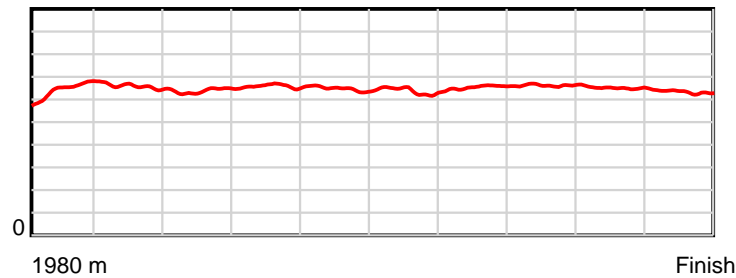
HRNZ and NZMTC and Thoroughbred Ratings Pty Ltd accepts no responsibility for the completeness or accuracy of any of the information contained herein, and makes no representations about its suitability for any particular purpose. Users should make their own judgements about those matters and/or seek independent advice. You assume all risks associated with use of the data provided on this page.

Race Results

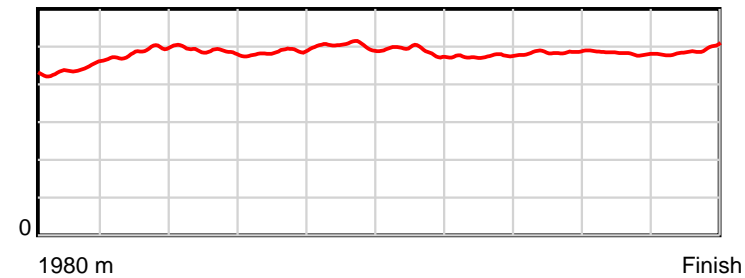
January 28, 2022, Race 2, RICOH MOBILE TROT, Distance 1980m, Addington - Survey 1980m

Result	TAB no.	Horse (Barrier)	1980 to	1800m to	1600m to	1400m to	1200m to	1000m to	800m to	600m to	400m to	200m to	Total or	Margin
8th	1	Luminosity (2)	1800m	1600m	1400m	1200m	1000m	800m	600m	400m	200m	WP	Average	
		Position in running (margin)	-	3(1.6)	5(3.0)	7(5.0)	6(6.4)	6(5.7)	7(6.0)	8(5.9)	6(7.2)	8(9.4)		12.80
		Sectional time (s)	12.21	14.82	15.32	14.75	15.47	15.47	14.54	14.76	14.86	15.42		
		Cumulative time (s)	147.62	135.41	120.59	105.27	90.52	75.05	59.58	45.04	30.28	15.42	2:27.62	
		Speed (m/s)	14.75	13.50	13.05	13.56	12.93	12.93	13.76	13.55	13.46	12.97	13.41	
		Stride length (m)	6.48	6.56	6.39	6.59	6.50	6.32	6.53	6.57	6.49	6.35	6.48	
		Stride duration (s)	0.440	0.486	0.490	0.486	0.503	0.489	0.475	0.485	0.483	0.490	0.483	
		Stride efficiency (%)	65.67	67.19	63.90	67.78	65.98	62.45	66.63	67.46	65.91	62.99	65.55	
		Stride count	27.77	30.50	31.28	30.37	30.78	31.64	30.63	30.44	30.79	31.50	305.70	

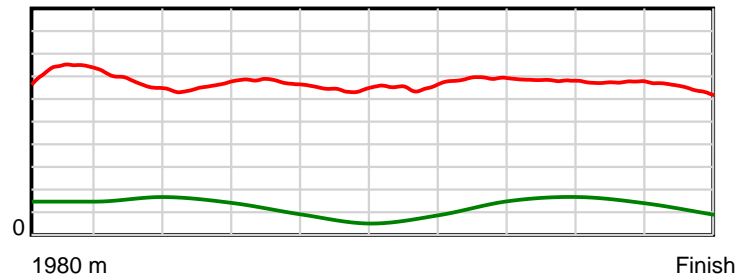
10 m Stride length



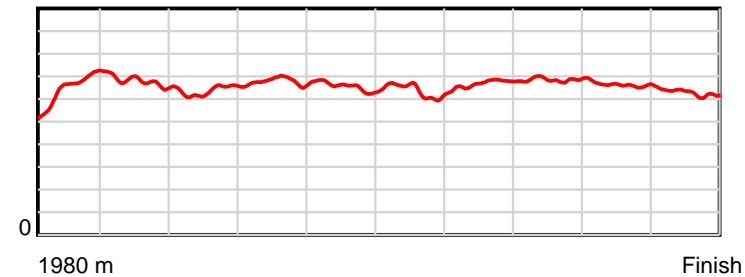
0.6 s Stride duration



20 m/sec Speed



100 % Stride efficiency



Note: Horizontal distance axis grid lines are 200m furlongs.

Disclaimer.

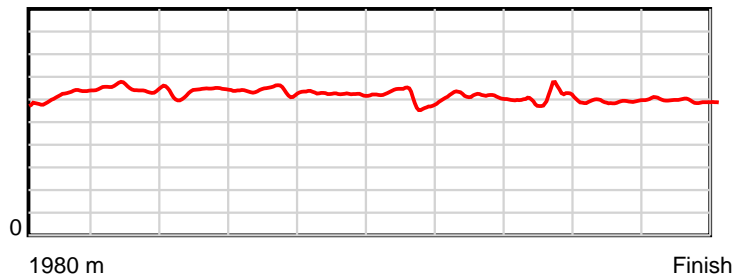
HRNZ and NZMTC and Thoroughbred Ratings Pty Ltd accepts no responsibility for the completeness or accuracy of any of the information contained herein, and makes no representations about its suitability for any particular purpose. Users should make their own judgements about those matters and/or seek independent advice. You assume all risks associated with use of the data provided on this page.

Race Results

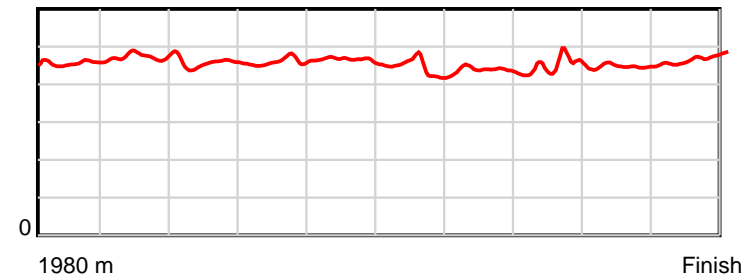
January 28, 2022, Race 2, RICOH MOBILE TROT, Distance 1980m, Addington - Survey 1980m

Result	TAB no.	Horse (Barrier)	1980 to	1800m to	1600m to	1400m to	1200m to	1000m to	800m to	600m to	400m to	200m to	Total or	Margin
9th	11	One Two Menny (11)	1800m	1600m	1400m	1200m	1000m	800m	600m	400m	200m	WP	Average	
		Position in running (margin)	-	13(10.9)	13(12.1)	12(10.1)	10(9.2)	9(7.6)	6(5.4)	5(3.8)	9(8.8)	10(15.2)		20.70
		Sectional time (s)	13.74	14.78	14.67	14.35	15.34	15.04	14.29	15.38	15.56	15.89		
		Cumulative time (s)	149.04	135.30	120.52	105.85	91.50	76.16	61.12	46.83	31.45	15.89	2:29.04	
		Speed (m/s)	13.10	13.53	13.63	13.94	13.04	13.30	14.00	13.00	12.85	12.59	13.29	
		Stride length (m)	6.21	6.42	6.22	6.41	6.07	5.87	6.14	5.82	5.78	5.91	6.07	
		Stride duration (s)	0.456	0.474	0.456	0.460	0.465	0.442	0.439	0.447	0.450	0.470	0.457	
		Stride efficiency (%)	60.19	64.35	60.41	64.16	57.51	53.92	58.97	52.91	52.19	54.61	57.67	
		Stride count	29.00	31.17	32.17	31.21	32.97	34.05	32.56	34.37	34.61	33.83	325.94	

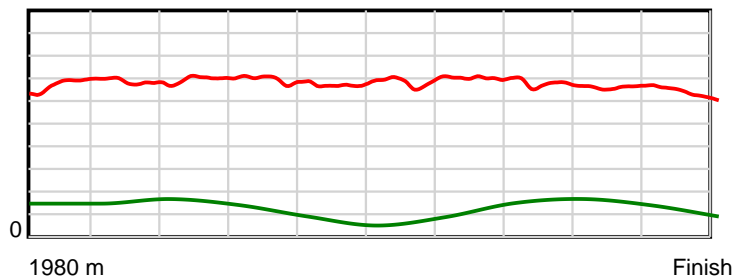
10 m Stride length



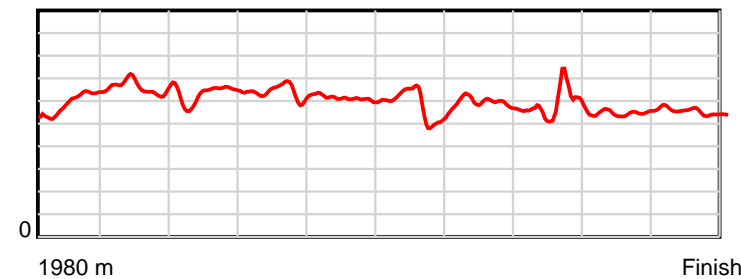
0.6 s Stride duration



20 m/sec Speed



100 % Stride efficiency



Note: Horizontal distance axis grid lines are 200m furlongs.

Disclaimer.

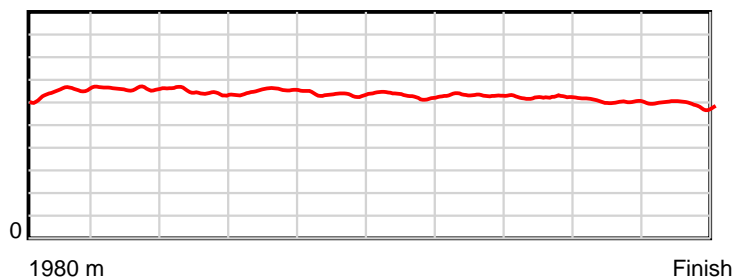
HRNZ and NZMTC and Thoroughbred Ratings Pty Ltd accepts no responsibility for the completeness or accuracy of any of the information contained herein, and makes no representations about its suitability for any particular purpose. Users should make their own judgements about those matters and/or seek independent advice. You assume all risks associated with use of the data provided on this page.

Race Results

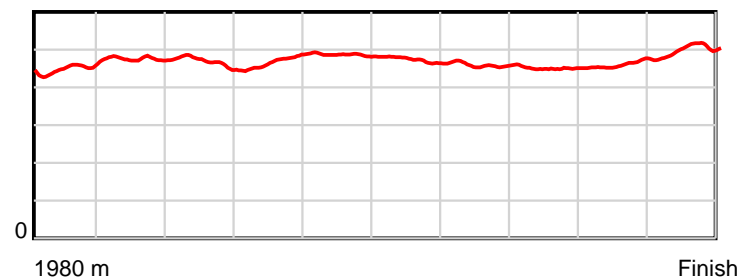
January 28, 2022, Race 2, RICOH MOBILE TROT, Distance 1980m, Addington - Survey 1980m

Result	TAB no.	Horse (Barrier)	1980 to	1800m to	1600m to	1400m to	1200m to	1000m to	800m to	600m to	400m to	200m to	Total or	Margin
10th	7	Jimmy Carter (8)	1800m	1600m	1400m	1200m	1000m	800m	600m	400m	200m	WP	Average	
		Position in running (margin)	-	6(3.4)	7(4.7)	4(2.7)	3(2.3)	3(2.5)	3(2.0)	3(2.0)	4(3.2)	6(8.7)		21.20
		Sectional time (s)	12.66	14.79	14.66	14.44	15.63	15.32	14.57	14.73	15.41	16.92		
		Cumulative time (s)	149.13	136.47	121.68	107.02	92.58	76.95	61.63	47.06	32.33	16.92	2:29.13	
		Speed (m/s)	14.22	13.52	13.64	13.85	12.80	13.05	13.73	13.58	12.98	11.82	13.28	
		Stride length (m)	6.45	6.43	6.37	6.48	6.22	6.16	6.30	6.10	6.00	5.93	6.24	
		Stride duration (s)	0.449	0.476	0.467	0.468	0.486	0.472	0.459	0.449	0.462	0.501	0.470	
		Stride efficiency (%)	65.01	64.63	63.43	65.68	60.45	59.39	62.11	58.18	56.18	54.87	60.79	
		Stride count	27.91	31.10	31.39	30.85	32.16	32.44	31.72	32.78	33.36	33.75	317.46	

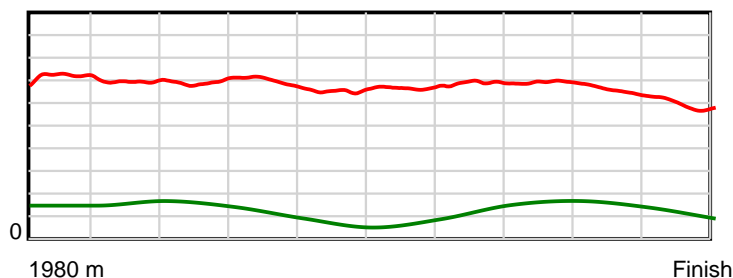
10 m Stride length



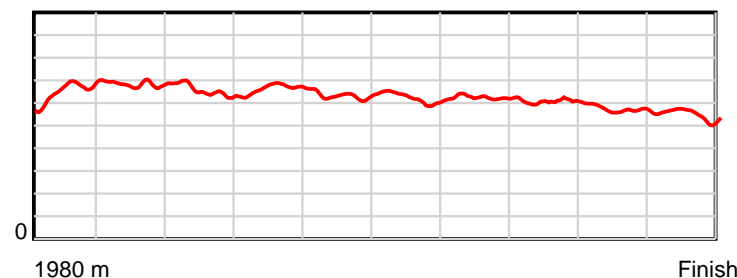
0.6 s Stride duration



20 m/sec Speed



100 % Stride efficiency



Note: Horizontal distance axis grid lines are 200m furlongs.

Disclaimer.

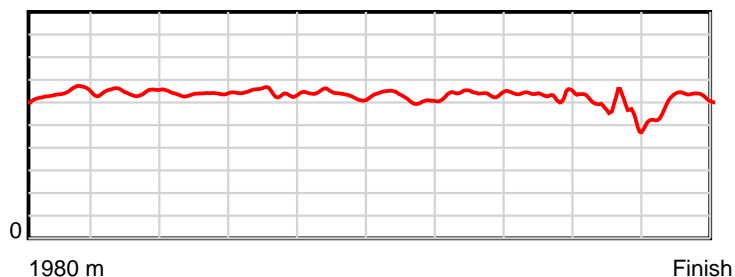
HRNZ and NZMTC and Thoroughbred Ratings Pty Ltd accepts no responsibility for the completeness or accuracy of any of the information contained herein, and makes no representations about its suitability for any particular purpose. Users should make their own judgements about those matters and/or seek independent advice. You assume all risks associated with use of the data provided on this page.

Race Results

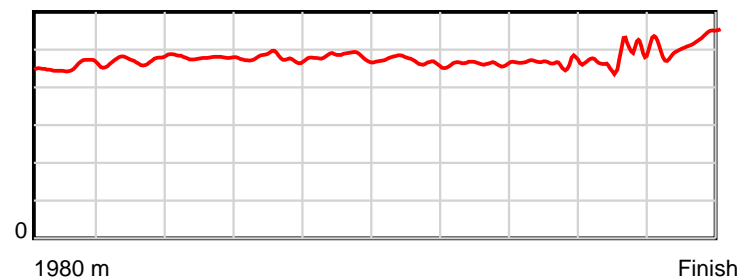
January 28, 2022, Race 2, RICOH MOBILE TROT, Distance 1980m, Addington - Survey 1980m

Result	TAB no.	Horse (Barrier)	1980 to	1800m to	1600m to	1400m to	1200m to	1000m to	800m to	600m to	400m to	200m to	Total or	Margin
11th	2	Boss Kenny (3)	1800m	1600m	1400m	1200m	1000m	800m	600m	400m	200m	WP	Average	
		Position in running (margin)	-	8(5.5)	9(6.8)	9(7.2)	9(8.5)	8(7.6)	8(6.8)	9(6.4)	7(8.6)	11(29.2)		42.60
		Sectional time (s)	12.90	14.79	15.07	14.72	15.45	15.28	14.49	14.90	17.92	17.47		
		Cumulative time (s)	152.99	140.09	125.30	110.23	95.51	80.06	64.78	50.29	35.39	17.47	2:32.99	
		Speed (m/s)	13.96	13.52	13.27	13.59	12.94	13.09	13.80	13.42	11.16	11.45	12.94	
		Stride length (m)	6.41	6.38	6.36	6.50	6.23	6.14	6.40	6.22	5.35	5.94	6.17	
		Stride duration (s)	0.454	0.472	0.479	0.478	0.481	0.469	0.464	0.463	0.480	0.519	0.477	
		Stride efficiency (%)	64.24	63.57	63.16	65.96	60.66	58.82	64.03	60.47	44.77	55.19	59.54	
		Stride count	28.07	31.36	31.46	30.78	32.10	32.60	31.24	32.15	37.37	33.65	320.78	

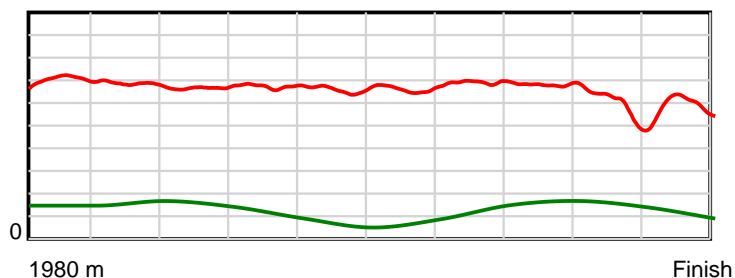
10 m Stride length



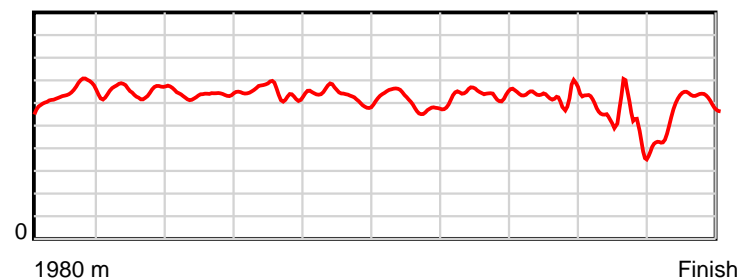
0.6 s Stride duration



20 m/sec Speed



100 % Stride efficiency



Note: Horizontal distance axis grid lines are 200m furlongs.

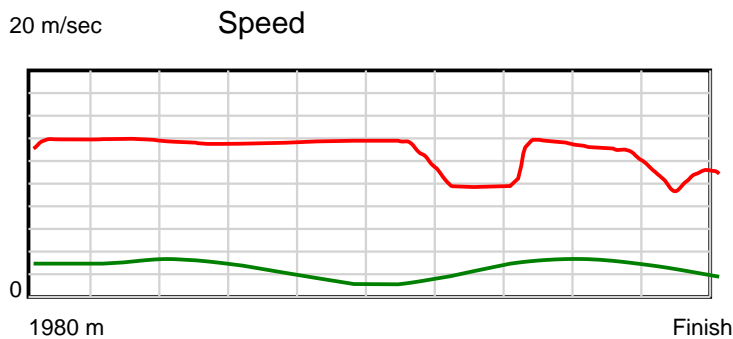
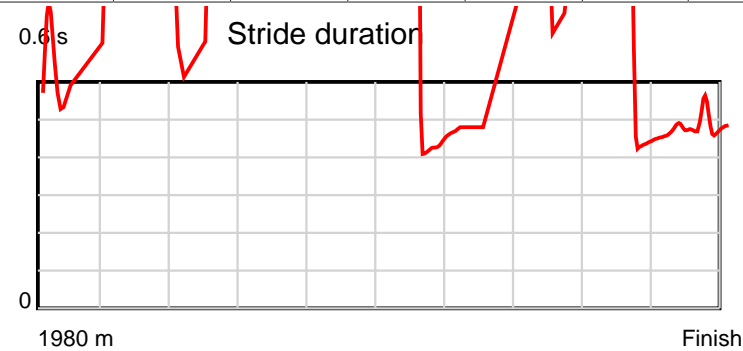
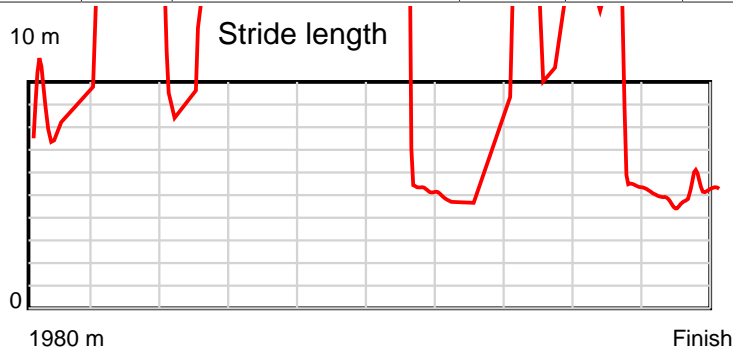
Disclaimer.

HRNZ and NZMTC and Thoroughbred Ratings Pty Ltd accepts no responsibility for the completeness or accuracy of any of the information contained herein, and makes no representations about its suitability for any particular purpose. Users should make their own judgements about those matters and/or seek independent advice. You assume all risks associated with use of the data provided on this page.

Race Results

January 28, 2022, Race 2, RICOH MOBILE TROT, Distance 1980m, Addington - Survey 1980m

Result	TAB no.	Horse (Barrier)	1980 to	1800m to	1600m to	1400m to	1200m to	1000m to	800m to	600m to	400m to	200m to	Total or	Margin
12th	8	Lauries Legacy (9)	1800m	1600m	1400m	1200m	1000m	800m	600m	400m	200m	WP	Average	
		Position in running (margin)	-	10(6.5)	10(7.9)	10(7.2)	7(6.8)	7(5.9)	12(14.1)	12(24.9)	12(27.6)	12(37.1)		60.50
		Sectional time (s)	13.24	14.82	14.88	14.43	15.45	16.78	16.35	14.99	16.08	19.19		
		Cumulative time (s)	156.21	142.97	128.15	113.27	98.84	83.39	66.61	50.26	35.27	19.19	2:36.21	
		Speed (m/s)	13.60	13.50	13.44	13.86	12.94	11.92	12.23	13.34	12.44	10.42	12.68	
		Stride length (m)	11.45	15.32	11.92	62.77	97.62	7.81	10.97	10.29	6.87	5.02	10.82	
		Stride duration (s)	0.826	1.135	0.887	4.529	7.542	0.655	0.897	0.772	0.553	0.482	0.854	
		Stride efficiency (%)	204.69	366.65	222.15	6157.89	14892.52	95.19	188.07	165.60	73.85	39.42	182.95	
		Stride count	15.73	13.06	16.77	3.19	2.05	25.62	18.23	19.43	29.09	39.82	182.99	



Note: Horizontal distance axis grid lines are 200m furlongs.

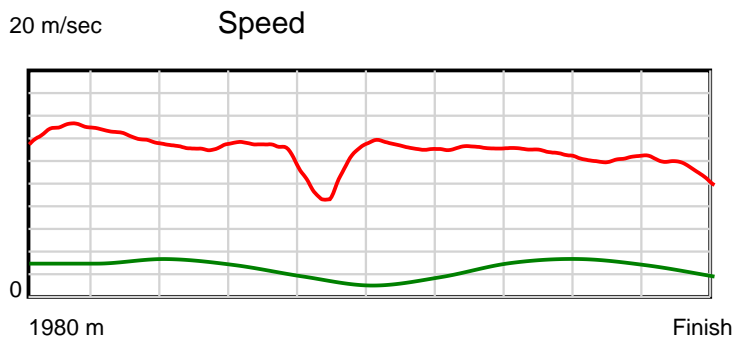
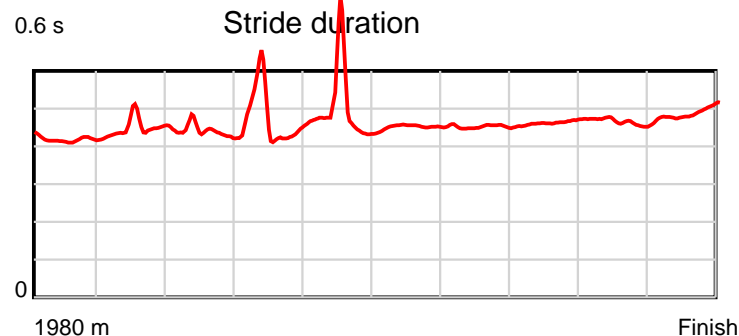
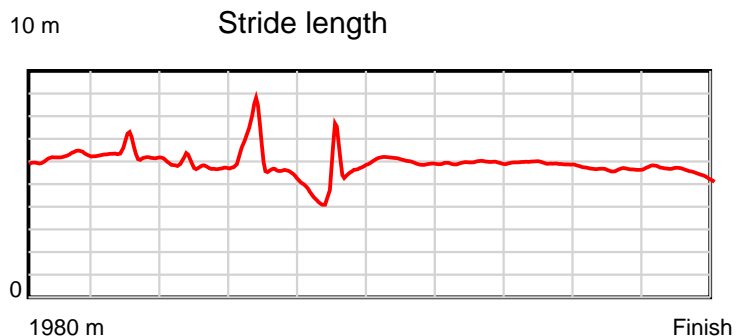
Disclaimer.

HRNZ and NZMTC and Thoroughbred Ratings Pty Ltd accepts no responsibility for the completeness or accuracy of any of the information contained herein, and makes no representations about its suitability for any particular purpose. Users should make their own judgements about those matters and/or seek independent advice. You assume all risks associated with use of the data provided on this page.

Race Results

January 28, 2022, Race 2, RICOH MOBILE TROT, Distance 1980m, Addington - Survey 1980m

Result	TAB no.	Horse (Barrier)	1980 to	1800m to	1600m to	1400m to	1200m to	1000m to	800m to	600m to	400m to	200m to	Total or	Margin
13th	13	Red Harbour (0)	1800m	1600m	1400m	1200m	1000m	800m	600m	400m	200m	WP	Average	
		Position in running (margin)	-	5(3.0)	4(2.0)	5(3.0)	11(9.7)	13(33.3)	13(32.8)	13(36.9)	13(44.9)	13(56.9)		71.40
		Sectional time (s)	12.49	14.41	15.17	15.62	19.53	15.31	15.26	15.87	16.49	18.02		
		Cumulative time (s)	158.17	145.68	131.27	116.10	100.48	80.95	65.64	50.38	34.51	18.02	2:38.17	
		Speed (m/s)	14.41	13.88	13.18	12.80	10.24	13.06	13.11	12.60	12.13	11.10	12.52	
		Stride length (m)	6.19	6.22	5.76	5.93	4.95	5.92	5.93	5.84	5.64	5.45	5.76	
		Stride duration (s)	0.417	0.448	0.437	0.463	0.484	0.453	0.452	0.464	0.465	0.491	0.460	
		Stride efficiency (%)	59.84	60.47	51.92	55.02	38.29	54.80	54.88	53.35	49.74	46.47	51.79	
		Stride count	29.09	32.15	34.70	33.70	40.40	33.77	33.75	34.23	35.45	36.68	343.92	



Note: Horizontal distance axis grid lines are 200m furlongs.

Disclaimer.

HRNZ and NZMTC and Thoroughbred Ratings Pty Ltd accepts no responsibility for the completeness or accuracy of any of the information contained herein, and makes no representations about its suitability for any particular purpose. Users should make their own judgements about those matters and/or seek independent advice. You assume all risks associated with use of the data provided on this page.



Race Results



January 28, 2022, Race 3, AVON CITY FORD PACE, Distance 2600m, Addington - Survey 3200m

Result	TAB no.	Horse (Barrier)	2600 to	2400m to
1st	10	Always B My Ho... (10)	2400m	2200m
		Position in running (margin)	-	3(0.8)
		Sectional time (s)	17.52	15.56
		Cumulative time (s)	198.79	181.27
		Speed (m/s)	11.42	12.85
		Stride length (m)	5.54	5.99
		Stride duration (s)	0.467	0.466
		Stride efficiency (%)	47.98	56.04
		Stride count	36.09	33.40

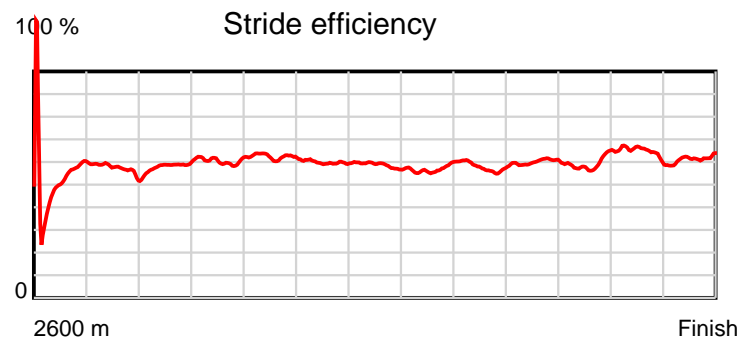
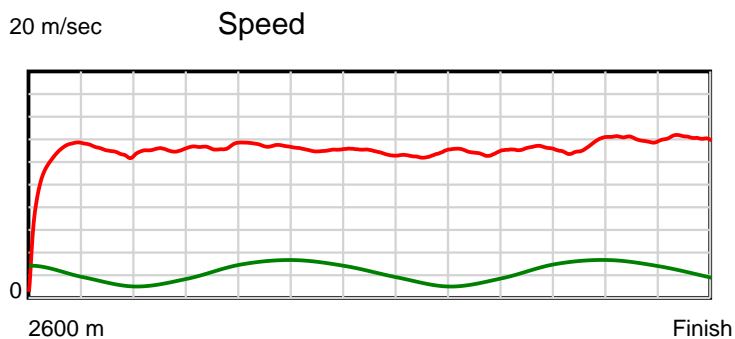
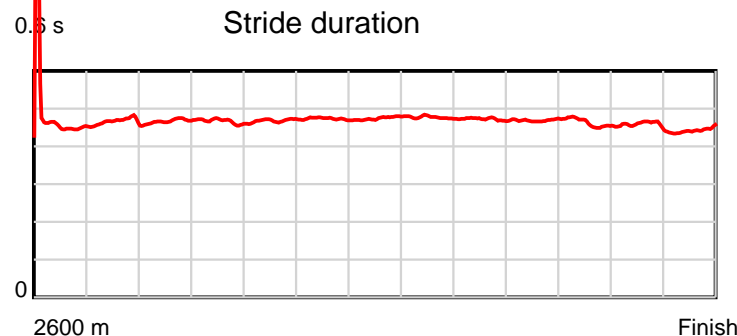
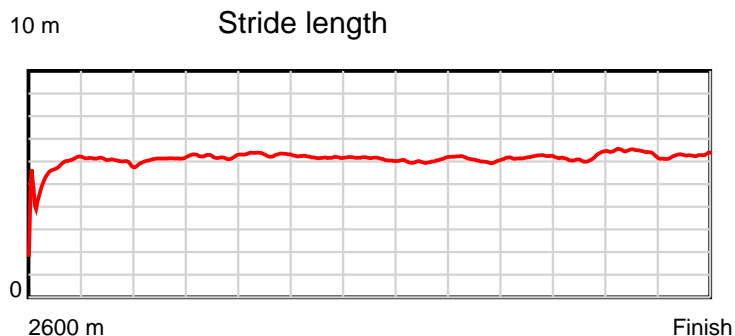
Disclaimer.

HRNZ and NZMTC and Thoroughbred Ratings Pty Ltd accepts no responsibility for the completeness or accuracy of any of the information contained herein, and makes no representations about its suitability for any particular purpose. Users should make their own judgements about those matters and/or seek independent advice. You assume all risks associated with use of the data provided on this page.

Race Results

January 28, 2022, Race 3, AVON CITY FORD PACE, Distance 2600m, Addington - Survey 3200m

Result	TAB no.	Horse (Barrier)	2200m to	2000m to	1800m to	1600m to	1400m to	1200m to	1000m to	800m to	600m to	400m to	200m to	Total or	Margin
1st	10	Always B My Ho... (10)	2000m	1800m	1600m	1400m	1200m	1000m	800m	600m	400m	200m	WP	Average	
		Position in running (margin)	2(0.8)	2(2.3)	2(2.0)	2(1.8)	2(2.1)	2(1.8)	2(1.7)	3(1.8)	2(2.0)	4(2.0)	3(2.5)		0.00
		Sectional time (s)	15.28	15.00	14.83	15.26	15.48	15.72	15.62	15.11	14.96	14.28	14.17		
		Cumulative time (s)	165.71	150.43	135.43	120.60	105.34	89.86	74.14	58.52	43.41	28.45	14.17	3:18.79	
		Speed (m/s)	13.09	13.33	13.49	13.11	12.92	12.72	12.80	13.24	13.37	14.01	14.11	13.08	
		Stride length (m)	6.11	6.21	6.32	6.20	6.14	6.07	6.04	6.22	6.18	6.40	6.26	6.12	
		Stride duration (s)	0.467	0.466	0.469	0.473	0.475	0.477	0.472	0.469	0.462	0.457	0.443	0.468	
		Stride efficiency (%)	58.37	60.35	62.41	60.00	58.85	57.49	57.09	60.36	59.60	64.01	61.16	58.55	
		Stride count	32.72	32.18	31.65	32.28	32.59	32.97	33.09	32.18	32.38	31.25	31.97	424.75	



Note: Horizontal distance axis grid lines are 200m furlongs.

Disclaimer.

HRNZ and NZMTC and Thoroughbred Ratings Pty Ltd accepts no responsibility for the completeness or accuracy of any of the information contained herein, and makes no representations about its suitability for any particular purpose. Users should make their own judgements about those matters and/or seek independent advice. You assume all risks associated with use of the data provided on this page.



Race Results



January 28, 2022, Race 3, AVON CITY FORD PACE, Distance 2600m, Addington - Survey 3200m

Result	TAB no.	Horse (Barrier)	2600 to	2400m to
2nd	6	McCrikey (6)	2400m	2200m
		Position in running (margin)	-	9(9.7)
		Sectional time (s)	19.14	16.57
		Cumulative time (s)	198.94	179.80
		Speed (m/s)	10.45	12.07
		Stride length (m)	4.93	5.43
		Stride duration (s)	0.446	0.450
		Stride efficiency (%)	38.03	46.03
		Stride count	40.54	36.85

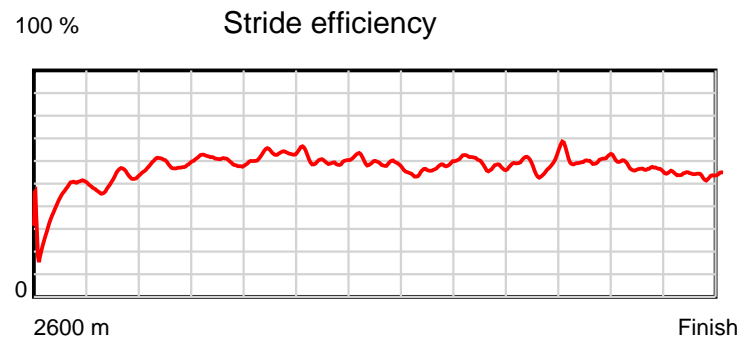
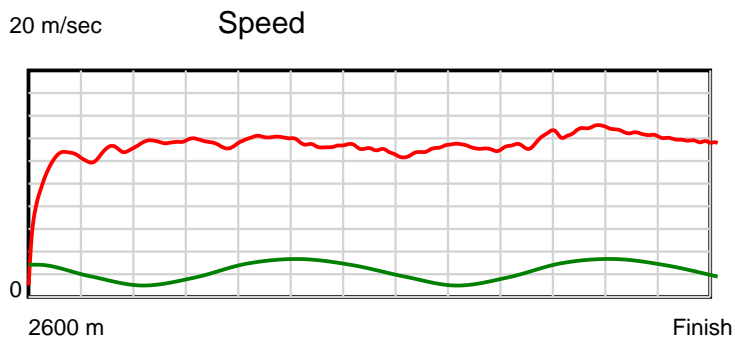
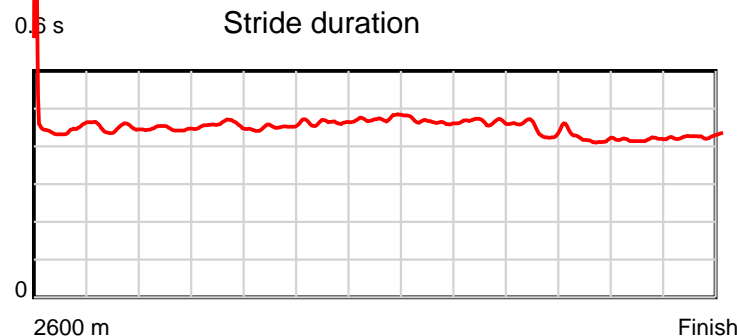
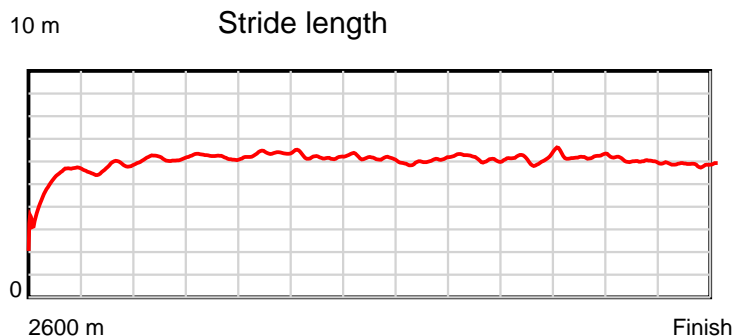
Disclaimer.

HRNZ and NZMTC and Thoroughbred Ratings Pty Ltd accepts no responsibility for the completeness or accuracy of any of the information contained herein, and makes no representations about its suitability for any particular purpose. Users should make their own judgements about those matters and/or seek independent advice. You assume all risks associated with use of the data provided on this page.

Race Results

January 28, 2022, Race 3, AVON CITY FORD PACE, Distance 2600m, Addington - Survey 3200m

Result	TAB no.	Horse (Barrier)	2200m to	2000m to	1800m to	1600m to	1400m to	1200m to	1000m to	800m to	600m to	400m to	200m to	Total or	Margin
2nd	6	McCrikey (6)	2000m	1800m	1600m	1400m	1200m	1000m	800m	600m	400m	200m	WP	Average	
		Position in running (margin)	11(15.7)	10(13.2)	10(11.7)	10(8.3)	10(10.4)	10(10.6)	10(10.5)	10(9.2)	6(6.0)	1(0.0)	1(0.0)		0.80
		Sectional time (s)	14.61	14.80	14.29	15.57	15.55	15.73	15.40	14.53	13.96	14.21	14.58		
		Cumulative time (s)	163.23	148.62	133.82	119.53	103.96	88.41	72.68	57.28	42.75	28.79	14.58	3:18.94	
		Speed (m/s)	13.69	13.51	14.00	12.85	12.86	12.71	12.99	13.76	14.33	14.07	13.72	13.07	
		Stride length (m)	6.11	6.19	6.32	5.96	6.11	5.91	6.04	6.14	5.99	5.89	5.86	5.89	
		Stride duration (s)	0.447	0.458	0.452	0.464	0.475	0.464	0.465	0.447	0.418	0.418	0.427	0.451	
		Stride efficiency (%)	58.42	59.87	62.44	55.42	58.38	54.53	57.00	59.00	56.06	54.15	53.70	54.23	
		Stride count	32.71	32.31	31.64	33.58	32.72	33.86	33.12	32.55	33.39	33.98	34.12	441.37	



Note: Horizontal distance axis grid lines are 200m furlongs.

Disclaimer.

HRNZ and NZMTC and Thoroughbred Ratings Pty Ltd accepts no responsibility for the completeness or accuracy of any of the information contained herein, and makes no representations about its suitability for any particular purpose. Users should make their own judgements about those matters and/or seek independent advice. You assume all risks associated with use of the data provided on this page.



Race Results



January 28, 2022, Race 3, AVON CITY FORD PACE, Distance 2600m, Addington - Survey 3200m

Result	TAB no.	Horse (Barrier)	2600 to	2400m to
3rd	2	He's A Jackala... (2)	2400m	2200m
		Position in running (margin)	-	2(0.3)
		Sectional time (s)	17.50	16.31
		Cumulative time (s)	198.96	181.46
		Speed (m/s)	11.43	12.26
		Stride length (m)	0.00	0.00
		Stride duration (s)	0.000	0.000
		Stride efficiency (%)	0.00	0.00
		Stride count	0.00	0.00

Disclaimer.

HRNZ and NZMTC and Thoroughbred Ratings Pty Ltd accepts no responsibility for the completeness or accuracy of any of the information contained herein, and makes no representations about its suitability for any particular purpose. Users should make their own judgements about those matters and/or seek independent advice. You assume all risks associated with use of the data provided on this page.




Race Results

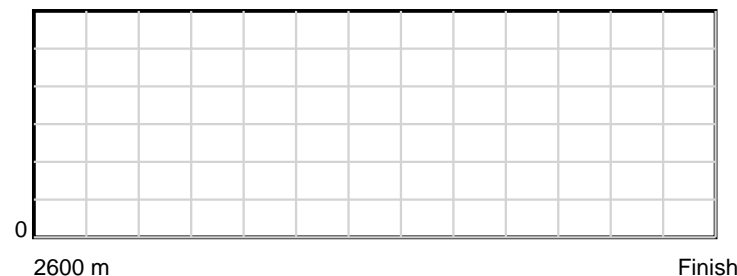
January 28, 2022, Race 3, AVON CITY FORD PACE, Distance 2600m, Addington - Survey 3200m

Result	TAB no.	Horse (Barrier)	2200m to	2000m to	1800m to	1600m to	1400m to	1200m to	1000m to	800m to	600m to	400m to	200m to	Total or	Margin
3rd	2	He's A Jackala... (2)	2000m	1800m	1600m	1400m	1200m	1000m	800m	600m	400m	200m	WP	Average	
		Position in running (margin)	5(4.8)	6(7.9)	7(7.5)	6(5.6)	6(5.2)	6(5.4)	7(6.9)	7(7.0)	8(6.8)	9(5.3)	7(5.2)		0.90
		Sectional time (s)	15.55	14.99	14.54	15.14	15.56	16.00	15.62	15.04	14.72	14.18	13.81		
		Cumulative time (s)	165.15	149.60	134.61	120.07	104.93	89.37	73.37	57.75	42.71	27.99	13.81	3:18.96	
		Speed (m/s)	12.86	13.34	13.76	13.21	12.85	12.50	12.80	13.30	13.59	14.10	14.48	13.07	
		Stride length (m)	0.00	0.00	0.00	0.00	0.00	0.00	0.00	0.00	0.00	0.00	0.00	nan	
		Stride duration (s)	0.000	0.000	0.000	0.000	0.000	0.000	0.000	0.000	0.000	0.000	0.000	nan	
		Stride efficiency (%)	0.00	0.00	0.00	0.00	0.00	0.00	0.00	0.00	0.00	0.00	0.00	nan	
		Stride count	0.00	0.00	0.00	0.00	0.00	0.00	0.00	0.00	0.00	0.00	0.00	0.00	


10 m Stride length




0.6 s Stride duration



20 m/sec Speed



100 % Stride efficiency



Note: Horizontal distance axis grid lines are 200m furlongs.

Disclaimer.

HRNZ and NZMTC and Thoroughbred Ratings Pty Ltd accepts no responsibility for the completeness or accuracy of any of the information contained herein, and makes no representations about its suitability for any particular purpose. Users should make their own judgements about those matters and/or seek independent advice. You assume all risks associated with use of the data provided on this page.



Race Results



January 28, 2022, Race 3, AVON CITY FORD PACE, Distance 2600m, Addington - Survey 3200m

Result	TAB no.	Horse (Barrier)	2600 to	2400m to
4th	11	Swift Guy (11)	2400m	2200m
		Position in running (margin)	-	8(8.4)
		Sectional time (s)	18.87	15.43
		Cumulative time (s)	199.17	180.30
		Speed (m/s)	10.60	12.96
		Stride length (m)	5.53	6.00
		Stride duration (s)	0.460	0.463
		Stride efficiency (%)	47.74	56.26
		Stride count	36.18	33.33

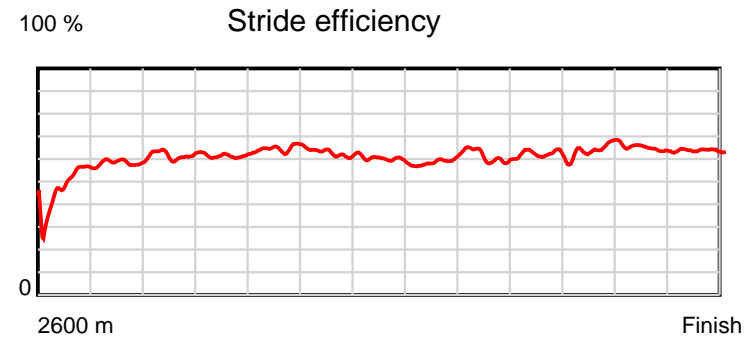
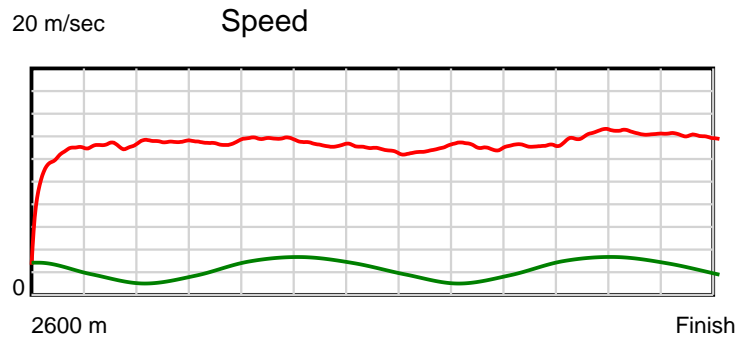
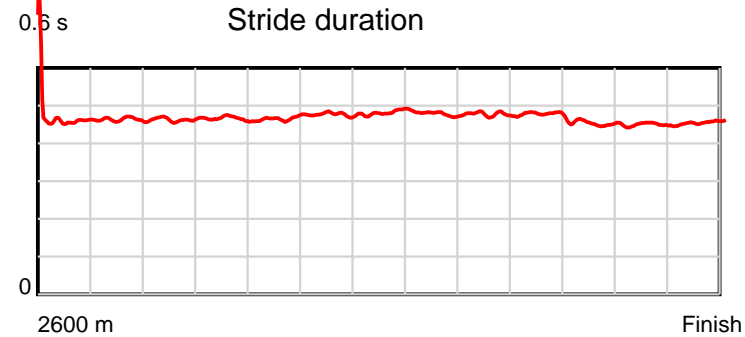
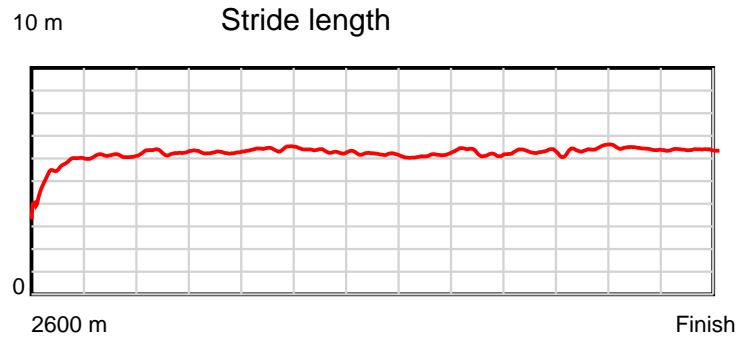
Disclaimer.

HRNZ and NZMTC and Thoroughbred Ratings Pty Ltd accepts no responsibility for the completeness or accuracy of any of the information contained herein, and makes no representations about its suitability for any particular purpose. Users should make their own judgements about those matters and/or seek independent advice. You assume all risks associated with use of the data provided on this page.

Race Results

January 28, 2022, Race 3, AVON CITY FORD PACE, Distance 2600m, Addington - Survey 3200m

Result	TAB no.	Horse (Barrier)	2200m to	2000m to	1800m to	1600m to	1400m to	1200m to	1000m to	800m to	600m to	400m to	200m to	Total or	Margin
4th	11	Swift Guy (11)	2000m	1800m	1600m	1400m	1200m	1000m	800m	600m	400m	200m	WP	Average	
		Position in running (margin)	7(7.7)	7(8.0)	6(6.6)	7(6.4)	7(6.4)	7(6.5)	6(6.1)	6(6.0)	7(6.1)	5(2.9)	4(2.8)		2.10
		Sectional time (s)	15.08	14.82	14.83	15.21	15.54	15.67	15.61	15.09	14.42	14.18	14.42		
		Cumulative time (s)	164.87	149.79	134.97	120.14	104.93	89.39	73.72	58.11	43.02	28.60	14.42	3:19.17	
		Speed (m/s)	13.26	13.50	13.49	13.15	12.87	12.76	12.81	13.25	13.87	14.10	13.87	13.05	
		Stride length (m)	6.14	6.29	6.29	6.27	6.21	6.10	6.11	6.31	6.28	6.33	6.33	6.16	
		Stride duration (s)	0.463	0.466	0.466	0.477	0.482	0.478	0.477	0.476	0.453	0.449	0.457	0.472	
		Stride efficiency (%)	58.99	61.80	61.77	61.36	60.17	58.13	58.35	62.26	61.68	62.60	62.67	59.31	
		Stride count	32.55	31.80	31.81	31.92	32.23	32.79	32.73	31.68	31.83	31.60	31.58	422.03	



Note: Horizontal distance axis grid lines are 200m furlongs.

Disclaimer.

HRNZ and NZMTC and Thoroughbred Ratings Pty Ltd accepts no responsibility for the completeness or accuracy of any of the information contained herein, and makes no representations about its suitability for any particular purpose. Users should make their own judgements about those matters and/or seek independent advice. You assume all risks associated with use of the data provided on this page.



Race Results



January 28, 2022, Race 3, AVON CITY FORD PACE, Distance 2600m, Addington - Survey 3200m

Result	TAB no.	Horse (Barrier)	2600 to	2400m to
5th	8	Adhika (8)	2400m	2200m
		Position in running (margin)	-	1(0.0)
		Sectional time (s)	17.54	15.92
		Cumulative time (s)	199.45	181.91
		Speed (m/s)	11.40	12.56
		Stride length (m)	5.05	5.44
		Stride duration (s)	0.427	0.433
		Stride efficiency (%)	39.82	46.23
		Stride count	39.62	36.77

Disclaimer.

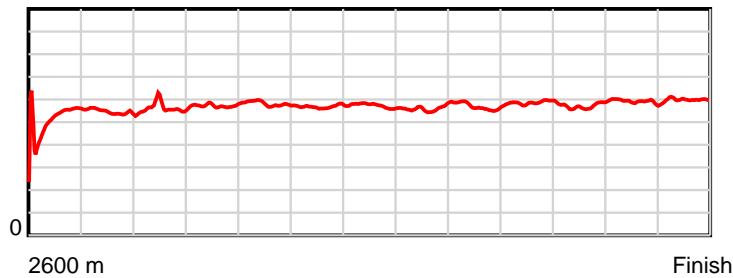
HRNZ and NZMTC and Thoroughbred Ratings Pty Ltd accepts no responsibility for the completeness or accuracy of any of the information contained herein, and makes no representations about its suitability for any particular purpose. Users should make their own judgements about those matters and/or seek independent advice. You assume all risks associated with use of the data provided on this page.

Race Results

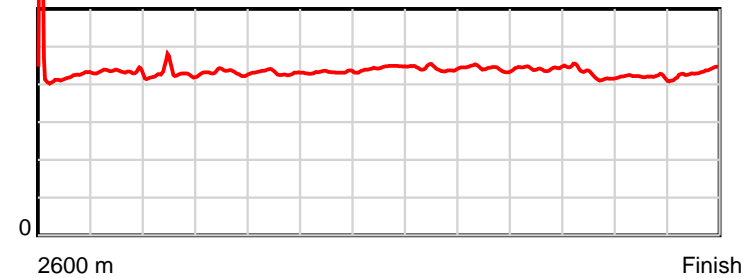
January 28, 2022, Race 3, AVON CITY FORD PACE, Distance 2600m, Addington - Survey 3200m

Result	TAB no.	Horse (Barrier)	2200m to	2000m to	1800m to	1600m to	1400m to	1200m to	1000m to	800m to	600m to	400m to	200m to	Total or	Margin
5th	8	Adhika (8)	2000m	1800m	1600m	1400m	1200m	1000m	800m	600m	400m	200m	WP	Average	
		Position in running (margin)	3(2.2)	4(4.4)	5(4.2)	4(3.5)	4(3.9)	4(3.7)	4(4.2)	5(4.3)	4(4.0)	6(3.3)	5(3.7)		3.60
		Sectional time (s)	15.41	15.01	14.75	15.27	15.50	15.81	15.62	15.04	14.84	14.26	14.48		
		Cumulative time (s)	165.99	150.58	135.57	120.82	105.55	90.05	74.24	58.62	43.58	28.74	14.48	3:19.45	
		Speed (m/s)	12.98	13.32	13.56	13.10	12.90	12.65	12.80	13.30	13.48	14.03	13.81	13.04	
		Stride length (m)	5.54	5.75	5.85	5.66	5.73	5.60	5.66	5.89	5.76	5.90	5.96	5.67	
		Stride duration (s)	0.427	0.432	0.431	0.432	0.444	0.442	0.442	0.443	0.427	0.421	0.432	0.435	
		Stride efficiency (%)	48.00	51.75	53.41	50.02	51.26	48.93	50.00	54.29	51.83	54.40	55.51	50.16	
		Stride count	36.09	34.75	34.21	35.35	34.92	35.74	35.36	33.93	34.73	33.90	33.56	458.93	

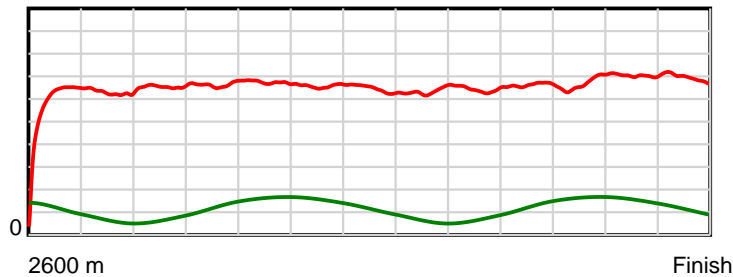
10 m Stride length



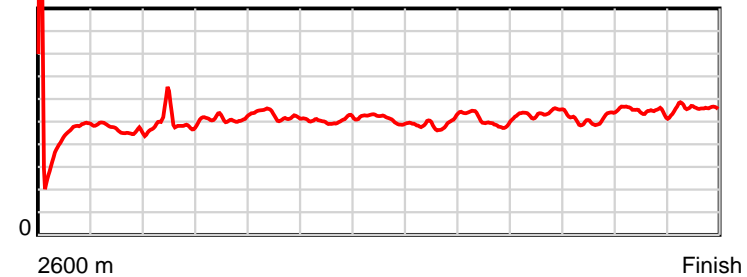
0.5 s Stride duration



20 m/sec Speed



100 % Stride efficiency



Note: Horizontal distance axis grid lines are 200m furlongs.

Disclaimer.

HRNZ and NZMTC and Thoroughbred Ratings Pty Ltd accepts no responsibility for the completeness or accuracy of any of the information contained herein, and makes no representations about its suitability for any particular purpose. Users should make their own judgements about those matters and/or seek independent advice. You assume all risks associated with use of the data provided on this page.



Race Results



January 28, 2022, Race 3, AVON CITY FORD PACE, Distance 2600m, Addington - Survey 3200m

Result	TAB no.	Horse (Barrier)	2600 to	2400m to
6th	4	Grinning Again (4)	2400m	2200m
		Position in running (margin)	-	10(10.2)
		Sectional time (s)	19.19	15.60
		Cumulative time (s)	199.50	180.31
		Speed (m/s)	10.42	12.82
		Stride length (m)	5.03	5.66
		Stride duration (s)	0.441	0.442
		Stride efficiency (%)	39.47	50.11
		Stride count	39.80	35.32

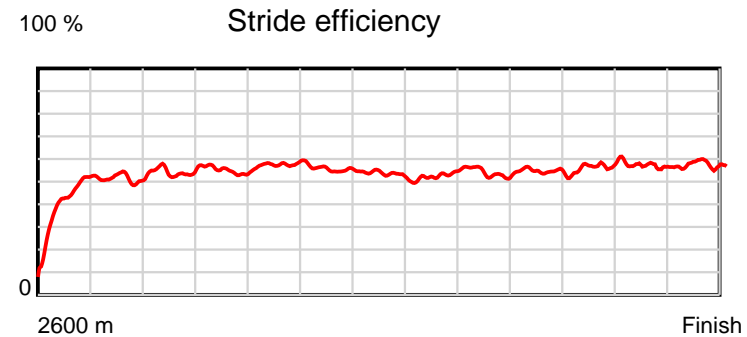
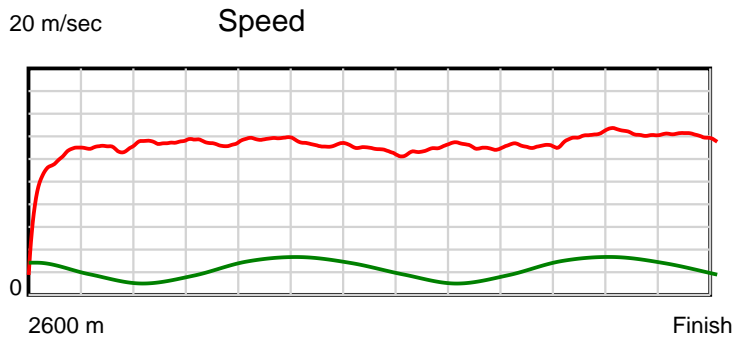
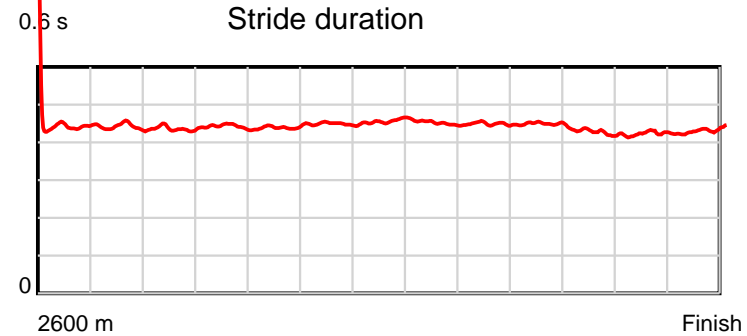
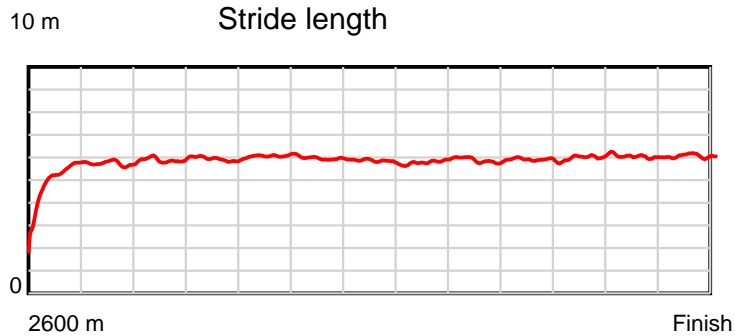
Disclaimer.

HRNZ and NZMTC and Thoroughbred Ratings Pty Ltd accepts no responsibility for the completeness or accuracy of any of the information contained herein, and makes no representations about its suitability for any particular purpose. Users should make their own judgements about those matters and/or seek independent advice. You assume all risks associated with use of the data provided on this page.

Race Results

January 28, 2022, Race 3, AVON CITY FORD PACE, Distance 2600m, Addington - Survey 3200m

Result	TAB no.	Horse (Barrier)	2200m to	2000m to	1800m to	1600m to	1400m to	1200m to	1000m to	800m to	600m to	400m to	200m to	Total or	Margin
6th	4	Grinning Again (4)	2000m	1800m	1600m	1400m	1200m	1000m	800m	600m	400m	200m	WP	Average	
		Position in running (margin)	9(10.5)	9(10.5)	9(9.2)	8(7.8)	8(8.1)	9(8.4)	9(8.0)	8(7.2)	11(7.6)	8(4.6)	8(5.5)		3.90
		Sectional time (s)	15.05	14.83	14.61	15.27	15.57	15.68	15.48	15.14	14.45	14.35	14.28		
		Cumulative time (s)	164.71	149.66	134.83	120.22	104.95	89.38	73.70	58.22	43.08	28.63	14.28	3:19.50	
		Speed (m/s)	13.29	13.49	13.69	13.10	12.85	12.76	12.92	13.21	13.84	13.94	14.01	13.03	
		Stride length (m)	5.80	5.96	6.02	5.88	5.87	5.75	5.80	5.92	5.91	5.88	6.05	5.80	
		Stride duration (s)	0.436	0.442	0.440	0.449	0.457	0.451	0.449	0.448	0.427	0.422	0.432	0.445	
		Stride efficiency (%)	52.51	55.51	56.66	54.00	53.78	51.71	52.60	54.83	54.52	54.10	57.26	52.54	
		Stride count	34.50	33.56	33.21	34.02	34.09	34.77	34.47	33.76	33.86	33.99	33.04	448.39	



Note: Horizontal distance axis grid lines are 200m furlongs.

Disclaimer.

HRNZ and NZMTC and Thoroughbred Ratings Pty Ltd accepts no responsibility for the completeness or accuracy of any of the information contained herein, and makes no representations about its suitability for any particular purpose. Users should make their own judgements about those matters and/or seek independent advice. You assume all risks associated with use of the data provided on this page.



Race Results



January 28, 2022, Race 3, AVON CITY FORD PACE, Distance 2600m, Addington - Survey 3200m

Result	TAB no.	Horse (Barrier)	2600 to	2400m to
7th	9	Glorys Delight (9)	2400m	2200m
		Position in running (margin)	-	11(11.2)
		Sectional time (s)	19.54	16.27
		Cumulative time (s)	199.67	180.13
		Speed (m/s)	10.24	12.29
		Stride length (m)	5.17	5.48
		Stride duration (s)	0.467	0.446
		Stride efficiency (%)	41.84	46.89
		Stride count	38.65	36.51

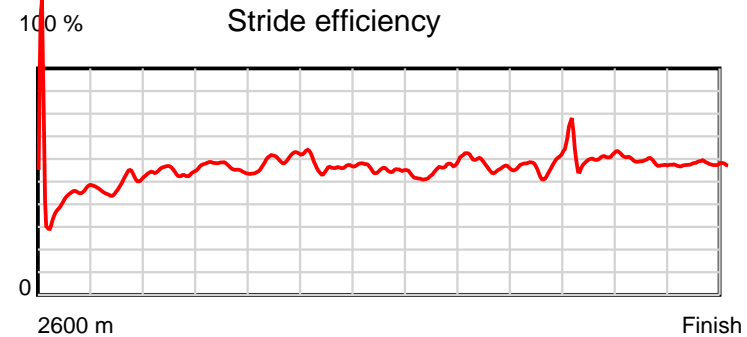
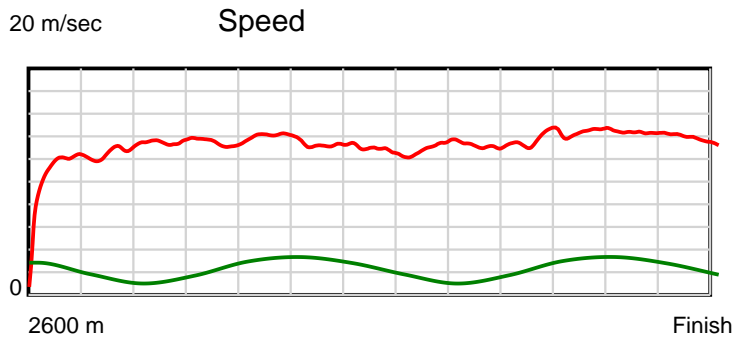
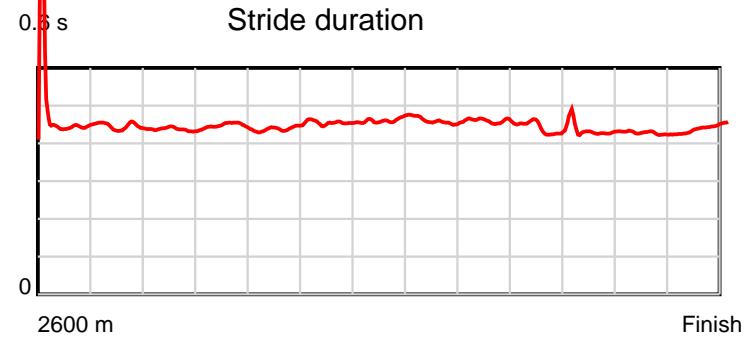
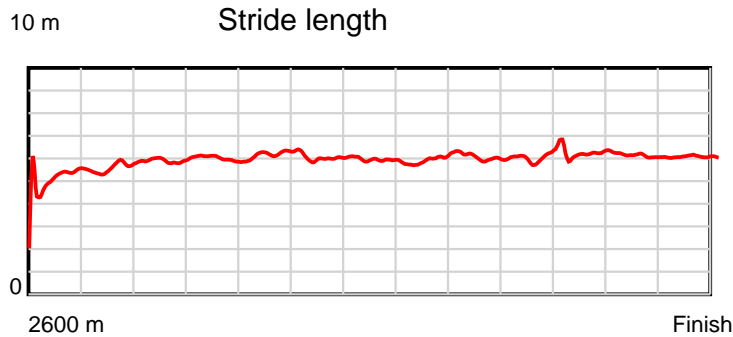
Disclaimer.

HRNZ and NZMTC and Thoroughbred Ratings Pty Ltd accepts no responsibility for the completeness or accuracy of any of the information contained herein, and makes no representations about its suitability for any particular purpose. Users should make their own judgements about those matters and/or seek independent advice. You assume all risks associated with use of the data provided on this page.

Race Results

January 28, 2022, Race 3, AVON CITY FORD PACE, Distance 2600m, Addington - Survey 3200m

Result	TAB no.	Horse (Barrier)	2200m to	2000m to	1800m to	1600m to	1400m to	1200m to	1000m to	800m to	600m to	400m to	200m to	Total or	Margin
7th	9	Glory's Delight (9)	2000m	1800m	1600m	1400m	1200m	1000m	800m	600m	400m	200m	WP	Average	
		Position in running (margin)	10(15.5)	11(16.1)	11(14.8)	11(11.7)	11(11.9)	11(12.3)	11(11.5)	11(11.3)	10(7.6)	7(3.5)	6(4.2)		4.90
		Sectional time (s)	15.15	14.82	14.35	15.25	15.58	15.61	15.58	14.44	14.28	14.32	14.48		
		Cumulative time (s)	163.86	148.71	133.89	119.54	104.29	88.71	73.10	57.52	43.08	28.80	14.48	3:19.67	
		Speed (m/s)	13.20	13.50	13.94	13.11	12.84	12.81	12.84	13.85	14.01	13.97	13.81	13.02	
		Stride length (m)	5.77	6.03	6.14	5.97	5.94	5.87	5.89	6.16	5.97	5.96	6.12	5.87	
		Stride duration (s)	0.437	0.447	0.440	0.455	0.463	0.458	0.459	0.445	0.426	0.427	0.443	0.451	
		Stride efficiency (%)	52.06	56.76	58.88	55.63	55.15	53.87	54.27	59.22	55.60	55.52	58.48	53.82	
		Stride count	34.65	33.18	32.58	33.52	33.66	34.06	33.94	32.49	33.53	33.55	32.69	443.01	



Note: Horizontal distance axis grid lines are 200m furlongs.

Disclaimer.

HRNZ and NZMTC and Thoroughbred Ratings Pty Ltd accepts no responsibility for the completeness or accuracy of any of the information contained herein, and makes no representations about its suitability for any particular purpose. Users should make their own judgements about those matters and/or seek independent advice. You assume all risks associated with use of the data provided on this page.



Race Results



January 28, 2022, Race 3, AVON CITY FORD PACE, Distance 2600m, Addington - Survey 3200m

Result	TAB no.	Horse (Barrier)	2600 to	2400m to
8th	3	Rocketman (3)	2400m	2200m
		Position in running (margin)	-	4(3.8)
		Sectional time (s)	18.05	14.91
		Cumulative time (s)	199.91	181.86
		Speed (m/s)	11.08	13.41
		Stride length (m)	5.34	6.00
		Stride duration (s)	0.457	0.447
		Stride efficiency (%)	44.56	56.16
		Stride count	37.45	33.36

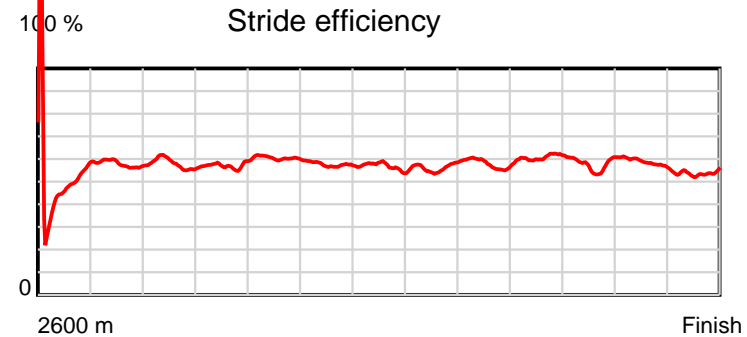
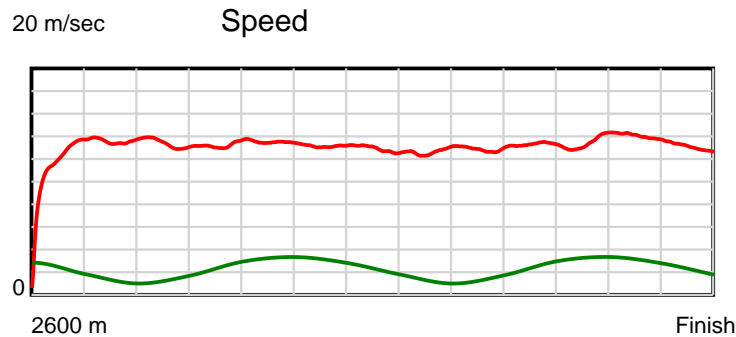
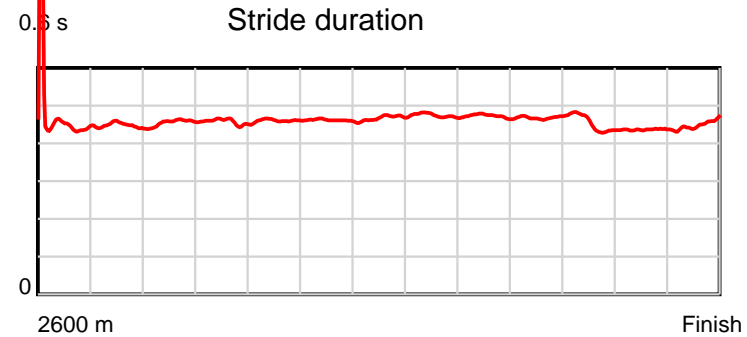
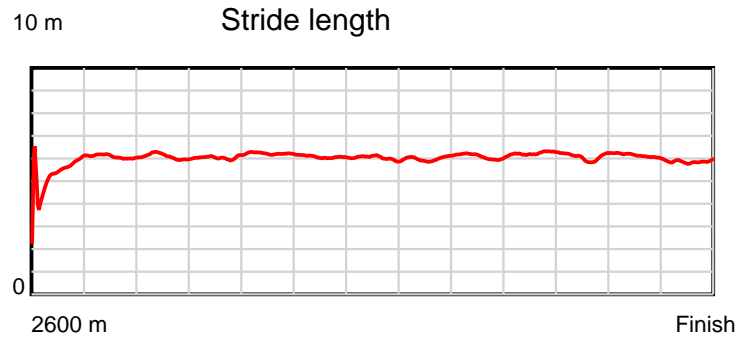
Disclaimer.

HRNZ and NZMTC and Thoroughbred Ratings Pty Ltd accepts no responsibility for the completeness or accuracy of any of the information contained herein, and makes no representations about its suitability for any particular purpose. Users should make their own judgements about those matters and/or seek independent advice. You assume all risks associated with use of the data provided on this page.

Race Results

January 28, 2022, Race 3, AVON CITY FORD PACE, Distance 2600m, Addington - Survey 3200m

Result	TAB no.	Horse (Barrier)	2200m to	2000m to	1800m to	1600m to	1400m to	1200m to	1000m to	800m to	600m to	400m to	200m to	Total or	Margin
8th	3	Rocketman (3)	2000m	1800m	1600m	1400m	1200m	1000m	800m	600m	400m	200m	WP	Average	
		Position in running (margin)	1(0.0)	1(0.0)	1(0.0)	1(0.0)	1(0.0)	1(0.0)	1(0.0)	1(0.0)	1(0.0)	2(0.2)	2(1.1)		6.20
		Sectional time (s)	15.04	15.05	14.86	15.21	15.52	15.74	15.61	15.07	14.99	14.36	15.50		
		Cumulative time (s)	166.95	151.91	136.86	122.00	106.79	91.27	75.53	59.92	44.85	29.86	15.50	3:19.91	
		Speed (m/s)	13.30	13.29	13.46	13.15	12.89	12.71	12.81	13.27	13.34	13.93	12.90	13.01	
		Stride length (m)	6.06	6.07	6.21	6.06	6.02	6.03	6.05	6.22	6.03	6.08	5.82	5.99	
		Stride duration (s)	0.455	0.457	0.461	0.461	0.468	0.474	0.472	0.468	0.452	0.436	0.451	0.461	
		Stride efficiency (%)	57.33	57.65	60.18	57.46	56.72	56.74	57.22	60.36	56.82	57.76	53.00	56.08	
		Stride count	33.02	32.93	32.23	32.98	33.20	33.19	33.05	32.18	33.17	32.90	34.34	434.00	



Note: Horizontal distance axis grid lines are 200m furlongs.

Disclaimer.

HRNZ and NZMTC and Thoroughbred Ratings Pty Ltd accepts no responsibility for the completeness or accuracy of any of the information contained herein, and makes no representations about its suitability for any particular purpose. Users should make their own judgements about those matters and/or seek independent advice. You assume all risks associated with use of the data provided on this page.



Race Results



January 28, 2022, Race 3, AVON CITY FORD PACE, Distance 2600m, Addington - Survey 3200m

Result	TAB no.	Horse (Barrier)	2600 to	2400m to
9th	7	Let's Go Ringo (7)	2400m	2200m
		Position in running (margin)	-	5(4.2)
		Sectional time (s)	18.12	15.70
		Cumulative time (s)	201.06	182.94
		Speed (m/s)	11.04	12.74
		Stride length (m)	5.19	5.71
		Stride duration (s)	0.441	0.448
		Stride efficiency (%)	42.07	50.87
		Stride count	38.55	35.05

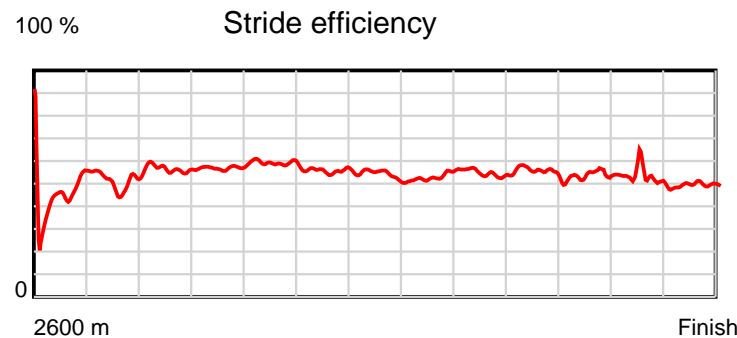
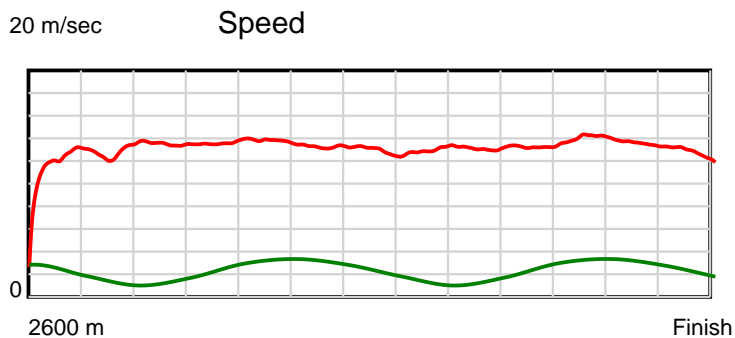
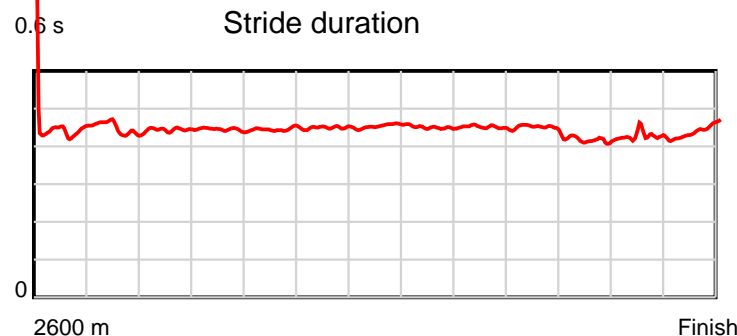
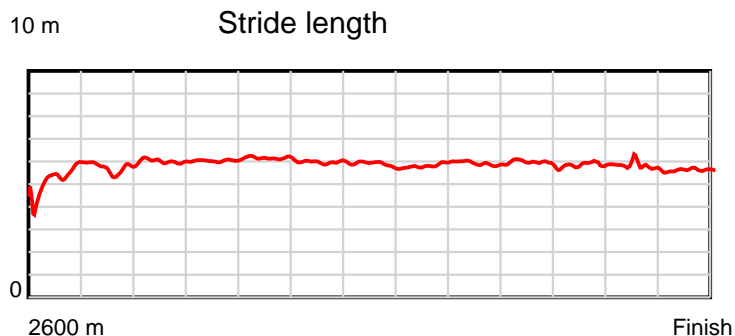
Disclaimer.

HRNZ and NZMTC and Thoroughbred Ratings Pty Ltd accepts no responsibility for the completeness or accuracy of any of the information contained herein, and makes no representations about its suitability for any particular purpose. Users should make their own judgements about those matters and/or seek independent advice. You assume all risks associated with use of the data provided on this page.

Race Results

January 28, 2022, Race 3, AVON CITY FORD PACE, Distance 2600m, Addington - Survey 3200m

Result	TAB no.	Horse (Barrier)	2200m to	2000m to	1800m to	1600m to	1400m to	1200m to	1000m to	800m to	600m to	400m to	200m to	Total or	Margin
9th	7	Let's Go Ringo (7)	2000m	1800m	1600m	1400m	1200m	1000m	800m	600m	400m	200m	WP	Average	
		Position in running (margin)	6(5.1)	5(5.3)	4(3.9)	5(4.3)	5(4.7)	5(4.6)	5(4.2)	4(3.6)	5(4.1)	3(0.8)	9(5.6)		12.60
		Sectional time (s)	15.09	14.82	14.93	15.26	15.52	15.68	15.51	15.16	14.41	15.01	15.85		
		Cumulative time (s)	167.24	152.15	137.33	122.40	107.14	91.62	75.94	60.43	45.27	30.86	15.85	3:21.06	
		Speed (m/s)	13.25	13.50	13.40	13.11	12.89	12.76	12.89	13.19	13.88	13.32	12.62	12.93	
		Stride length (m)	5.89	6.00	5.97	5.89	5.85	5.74	5.81	5.91	5.78	5.66	5.61	5.76	
		Stride duration (s)	0.444	0.445	0.446	0.450	0.454	0.450	0.450	0.448	0.416	0.425	0.444	0.446	
		Stride efficiency (%)	54.20	56.30	55.73	54.26	53.48	51.50	52.69	54.67	52.23	50.01	49.12	51.89	
		Stride count	33.96	33.32	33.49	33.94	34.19	34.84	34.44	33.81	34.59	35.35	35.67	451.20	



Note: Horizontal distance axis grid lines are 200m furlongs.

Disclaimer.

HRNZ and NZMTC and Thoroughbred Ratings Pty Ltd accepts no responsibility for the completeness or accuracy of any of the information contained herein, and makes no representations about its suitability for any particular purpose. Users should make their own judgements about those matters and/or seek independent advice. You assume all risks associated with use of the data provided on this page.



Race Results



January 28, 2022, Race 3, AVON CITY FORD PACE, Distance 2600m, Addington - Survey 3200m

Result	TAB no.	Horse (Barrier)	2600 to	2400m to
10th	1	Janarty (1)	2400m	2200m
		Position in running (margin)	-	7(7.4)
		Sectional time (s)	18.64	15.78
		Cumulative time (s)	205.05	186.41
		Speed (m/s)	10.73	12.67
		Stride length (m)	4.97	5.61
		Stride duration (s)	0.433	0.443
		Stride efficiency (%)	38.55	49.15
		Stride count	40.27	35.66

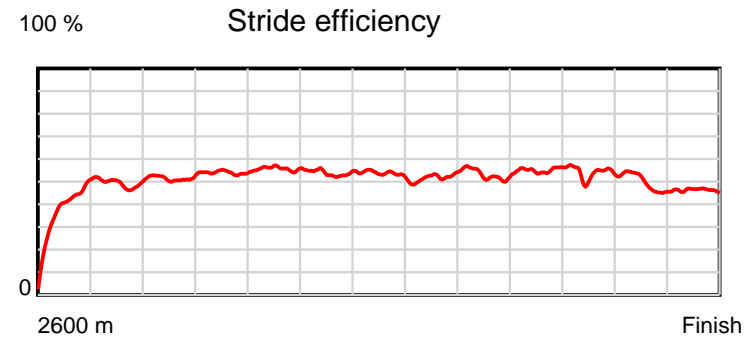
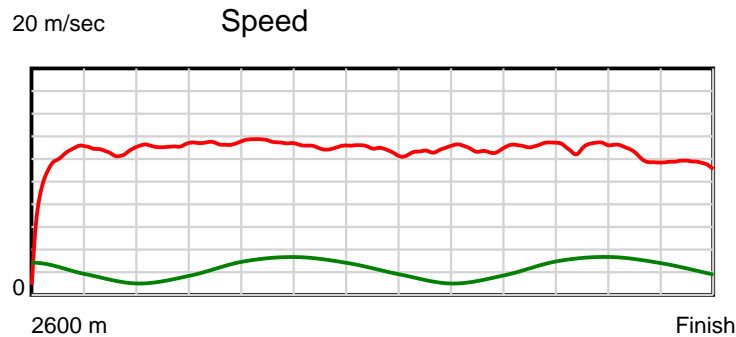
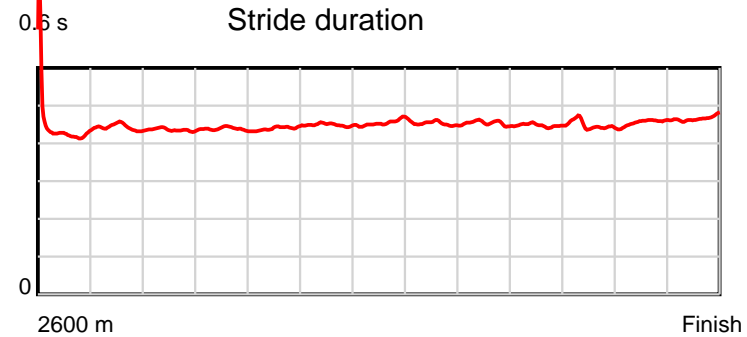
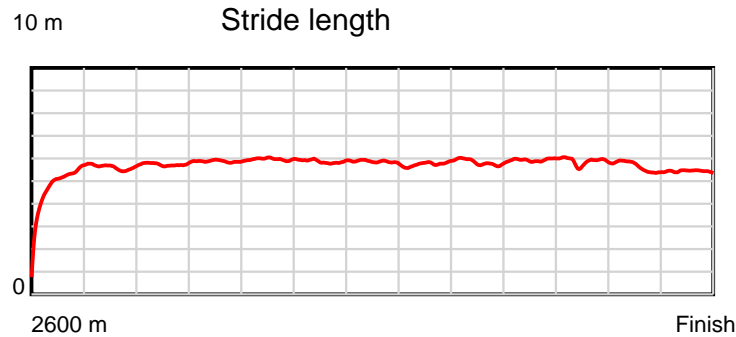
Disclaimer.

HRNZ and NZMTC and Thoroughbred Ratings Pty Ltd accepts no responsibility for the completeness or accuracy of any of the information contained herein, and makes no representations about its suitability for any particular purpose. Users should make their own judgements about those matters and/or seek independent advice. You assume all risks associated with use of the data provided on this page.

Race Results

January 28, 2022, Race 3, AVON CITY FORD PACE, Distance 2600m, Addington - Survey 3200m

Result	TAB no.	Horse (Barrier)	2200m to	2000m to	1800m to	1600m to	1400m to	1200m to	1000m to	800m to	600m to	400m to	200m to	Total or	Margin
10th	1	Janarty (1)	2000m	1800m	1600m	1400m	1200m	1000m	800m	600m	400m	200m	WP	Average	
		Position in running (margin)	8(8.8)	8(9.6)	8(8.6)	9(7.9)	9(8.5)	8(7.9)	8(7.6)	9(7.5)	9(7.5)	11(9.5)	10(22.1)		34.70
		Sectional time (s)	15.18	14.88	14.75	15.30	15.43	15.68	15.59	15.07	15.30	16.31	17.14		
		Cumulative time (s)	170.63	155.45	140.57	125.82	110.52	95.09	79.41	63.82	48.75	33.45	17.14	3:25.05	
		Speed (m/s)	13.18	13.44	13.56	13.07	12.96	12.76	12.83	13.27	13.07	12.26	11.67	12.68	
		Stride length (m)	5.75	5.89	5.97	5.87	5.90	5.76	5.82	5.94	5.86	5.60	5.45	5.71	
		Stride duration (s)	0.436	0.438	0.440	0.449	0.455	0.452	0.453	0.448	0.448	0.457	0.467	0.450	
		Stride efficiency (%)	51.58	54.20	55.64	53.90	54.37	51.93	52.88	55.13	53.65	49.03	46.46	50.93	
		Stride count	34.81	33.96	33.52	34.05	33.91	34.69	34.38	33.67	34.13	35.71	36.68	455.44	



Note: Horizontal distance axis grid lines are 200m furlongs.

Disclaimer.

HRNZ and NZMTC and Thoroughbred Ratings Pty Ltd accepts no responsibility for the completeness or accuracy of any of the information contained herein, and makes no representations about its suitability for any particular purpose. Users should make their own judgements about those matters and/or seek independent advice. You assume all risks associated with use of the data provided on this page.



Race Results



January 28, 2022, Race 3, AVON CITY FORD PACE, Distance 2600m, Addington - Survey 3200m

Result	TAB no.	Horse (Barrier)	2600 to	2400m to
11th	5	Art Cracker (5)	2400m	2200m
		Position in running (margin)	-	6(5.7)
		Sectional time (s)	18.50	15.09
		Cumulative time (s)	211.34	192.84
		Speed (m/s)	10.81	13.25
		Stride length (m)	5.54	6.13
		Stride duration (s)	0.475	0.462
		Stride efficiency (%)	48.00	58.68
		Stride count	36.09	32.64

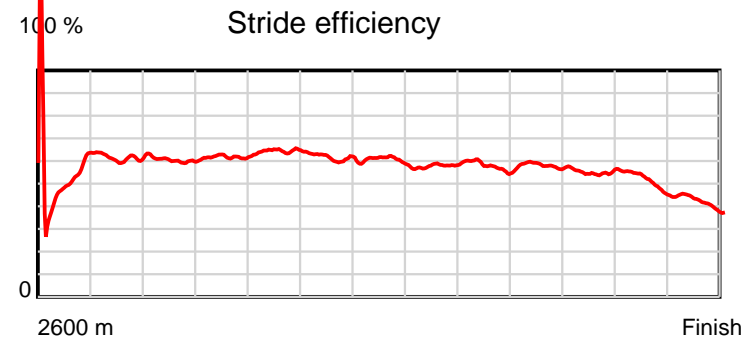
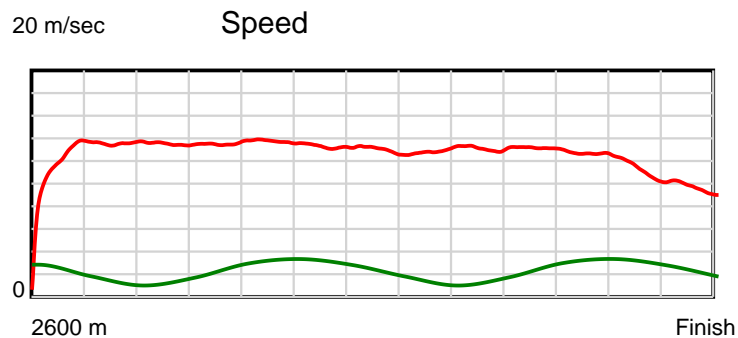
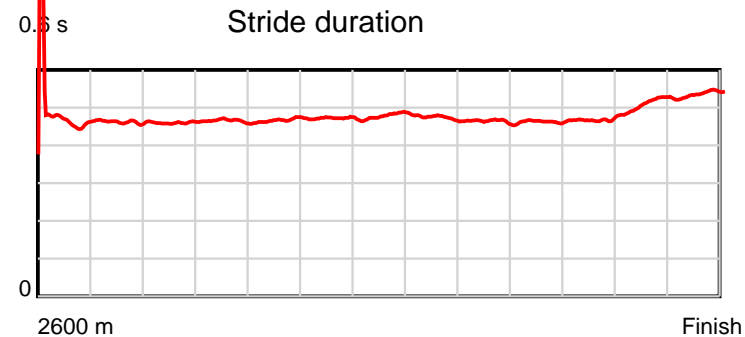
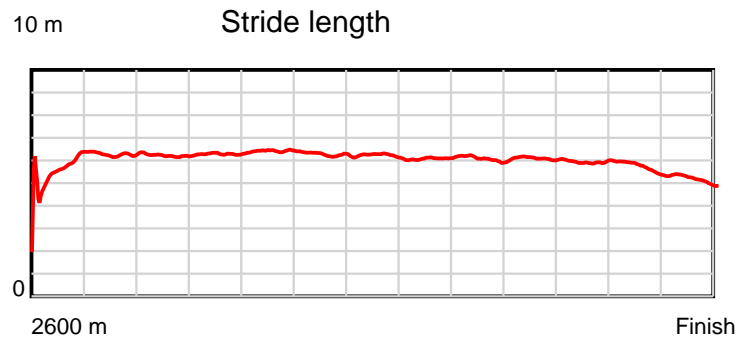
Disclaimer.

HRNZ and NZMTC and Thoroughbred Ratings Pty Ltd accepts no responsibility for the completeness or accuracy of any of the information contained herein, and makes no representations about its suitability for any particular purpose. Users should make their own judgements about those matters and/or seek independent advice. You assume all risks associated with use of the data provided on this page.

Race Results

January 28, 2022, Race 3, AVON CITY FORD PACE, Distance 2600m, Addington - Survey 3200m

Result	TAB no.	Horse (Barrier)	2200m to	2000m to	1800m to	1600m to	1400m to	1200m to	1000m to	800m to	600m to	400m to	200m to	Total or	Margin
11th	5	Art Cracker (5)	2000m	1800m	1600m	1400m	1200m	1000m	800m	600m	400m	200m	WP	Average	
		Position in running (margin)	4(2.9)	3(3.6)	3(2.5)	3(2.0)	3(2.3)	3(1.9)	3(2.6)	2(1.7)	3(2.5)	10(9.2)	11(35.2)		69.70
		Sectional time (s)	15.16	14.87	14.77	15.25	15.46	15.86	15.47	15.20	16.08	18.53	21.10		
		Cumulative time (s)	177.75	162.59	147.72	132.95	117.70	102.24	86.38	70.91	55.71	39.63	21.10	3:31.34	
		Speed (m/s)	13.19	13.45	13.54	13.11	12.94	12.61	12.93	13.16	12.44	10.79	9.48	12.30	
		Stride length (m)	6.07	6.25	6.32	6.18	6.19	5.97	5.99	6.10	5.83	5.54	5.09	5.92	
		Stride duration (s)	0.460	0.465	0.467	0.472	0.478	0.473	0.463	0.463	0.469	0.514	0.537	0.481	
		Stride efficiency (%)	57.54	61.12	62.47	59.76	59.88	55.65	56.07	58.07	53.14	48.02	40.52	54.73	
		Stride count	32.96	31.98	31.63	32.34	32.31	33.52	33.39	32.81	34.30	36.08	39.27	439.32	



Note: Horizontal distance axis grid lines are 200m furlongs.

Disclaimer.

HRNZ and NZMTC and Thoroughbred Ratings Pty Ltd accepts no responsibility for the completeness or accuracy of any of the information contained herein, and makes no representations about its suitability for any particular purpose. Users should make their own judgements about those matters and/or seek independent advice. You assume all risks associated with use of the data provided on this page.



Race Results



January 28, 2022, Race 4, IRT. YOUR HORSE. OUR PASSION. (JUNIOR DRIVERS) MOBILE PACE, Distance 2600m, Addington - Survey 3200m

Result	TAB no.	Horse (Barrier)	2600 to	2400m to
1st	7	Smiffy's Terro... (7)	2400m	2200m
		Position in running (margin)	-	10(8.0)
		Sectional time (s)	15.85	16.40
		Cumulative time (s)	196.67	180.82
		Speed (m/s)	12.62	12.20
		Stride length (m)	6.09	6.05
		Stride duration (s)	0.479	0.496
		Stride efficiency (%)	58.03	57.21
		Stride count	32.82	33.05

Disclaimer.

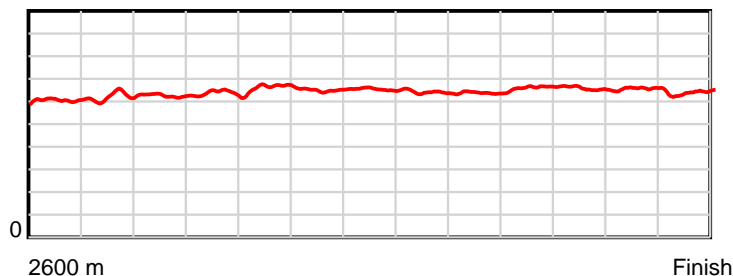
HRNZ and NZMTC and Thoroughbred Ratings Pty Ltd accepts no responsibility for the completeness or accuracy of any of the information contained herein, and makes no representations about its suitability for any particular purpose. Users should make their own judgements about those matters and/or seek independent advice. You assume all risks associated with use of the data provided on this page.

Race Results

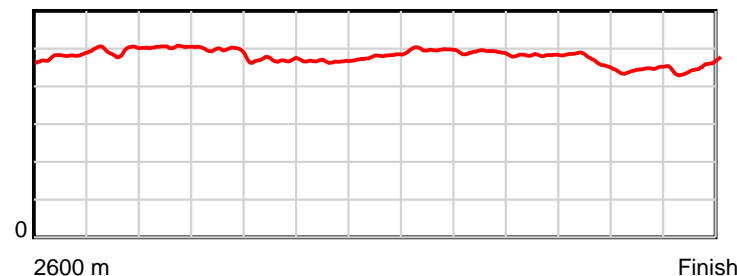
January 28, 2022, Race 4, IRT. YOUR HORSE. OUR PASSION. (JUNIOR DRIVERS) MOBILE PACE, Distance 2600m, Addington - Survey 3200m

Result	TAB no.	Horse (Barrier)	2200m to	2000m to	1800m to	1600m to	1400m to	1200m to	1000m to	800m to	600m to	400m to	200m to	Total or	Margin
1st	7	Smiffy's Terro... (7)	2000m	1800m	1600m	1400m	1200m	1000m	800m	600m	400m	200m	WP	Average	
		Position in running (margin)	10(12.3)	10(10.2)	10(9.4)	4(4.0)	2(0.3)	1(0.0)	1(0.0)	1(0.0)	1(0.0)	1(0.0)	1(0.0)		0.00
		Sectional time (s)	16.50	15.68	14.66	14.80	14.79	15.63	15.50	14.63	14.37	13.59	14.27		
		Cumulative time (s)	164.42	147.92	132.24	117.58	102.78	87.99	72.36	56.86	42.23	27.86	14.27	3:16.67	
		Speed (m/s)	12.12	12.76	13.64	13.51	13.52	12.80	12.90	13.67	13.92	14.72	14.02	13.22	
		Stride length (m)	6.11	6.32	6.41	6.31	6.50	6.36	6.31	6.60	6.50	6.56	6.32	6.34	
		Stride duration (s)	0.504	0.495	0.470	0.467	0.481	0.497	0.489	0.483	0.467	0.445	0.451	0.479	
		Stride efficiency (%)	58.41	62.36	64.12	62.18	66.12	63.11	62.21	68.11	66.03	67.19	62.36	62.75	
		Stride count	32.71	31.66	31.22	31.71	30.75	31.47	31.70	30.29	30.77	30.50	31.66	410.31	

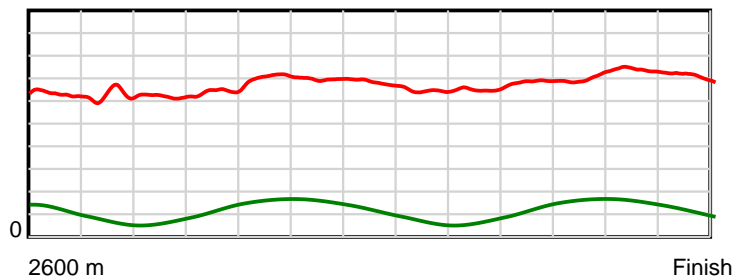
10 m Stride length



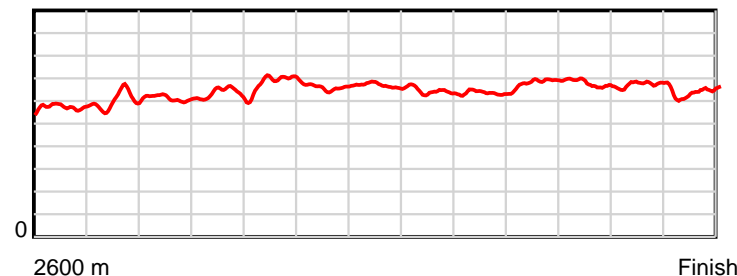
0.6 s Stride duration



20 m/sec Speed



100 % Stride efficiency



Note: Horizontal distance axis grid lines are 200m furlongs.

Disclaimer.

HRNZ and NZMTC and Thoroughbred Ratings Pty Ltd accepts no responsibility for the completeness or accuracy of any of the information contained herein, and makes no representations about its suitability for any particular purpose. Users should make their own judgements about those matters and/or seek independent advice. You assume all risks associated with use of the data provided on this page.



Race Results



January 28, 2022, Race 4, IRT. YOUR HORSE. OUR PASSION. (JUNIOR DRIVERS) MOBILE PACE, Distance 2600m, Addington - Survey 3200m

Result	TAB no.	Horse (Barrier)	2600 to	2400m to
2nd	1	Classy Dancer (1)	2400m	2200m
		Position in running (margin)	-	1(0.0)
		Sectional time (s)	14.64	15.68
		Cumulative time (s)	196.96	182.32
		Speed (m/s)	13.66	12.76
		Stride length (m)	6.48	6.29
		Stride duration (s)	0.468	0.493
		Stride efficiency (%)	65.61	61.74
		Stride count	30.87	31.82

Disclaimer.

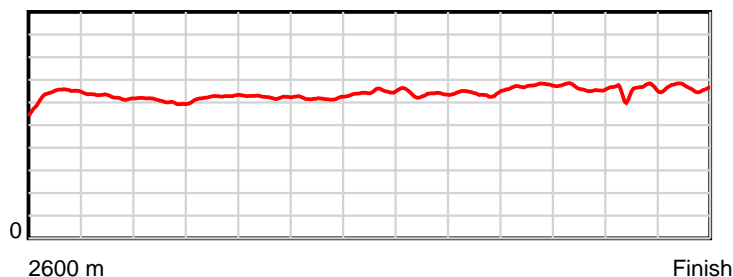
HRNZ and NZMTC and Thoroughbred Ratings Pty Ltd accepts no responsibility for the completeness or accuracy of any of the information contained herein, and makes no representations about its suitability for any particular purpose. Users should make their own judgements about those matters and/or seek independent advice. You assume all risks associated with use of the data provided on this page.

Race Results

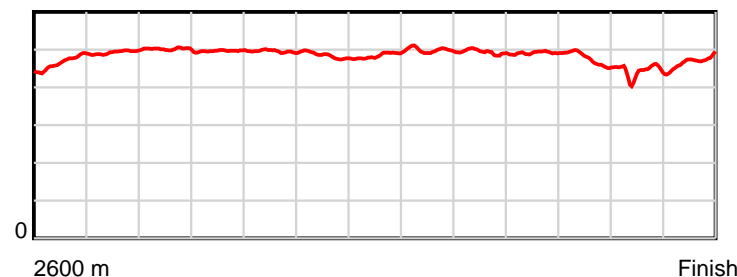
January 28, 2022, Race 4, IRT. YOUR HORSE. OUR PASSION. (JUNIOR DRIVERS) MOBILE PACE, Distance 2600m, Addington - Survey 3200m

Result	TAB no.	Horse (Barrier)	2200m to	2000m to	1800m to	1600m to	1400m to	1200m to	1000m to	800m to	600m to	400m to	200m to	Total or	Margin
2nd	1	Classy Dancer (1)	2000m	1800m	1600m	1400m	1200m	1000m	800m	600m	400m	200m	WP	Average	
		Position in running (margin)	1(0.0)	1(0.0)	1(0.0)	1(0.0)	1(0.0)	2(1.2)	3(2.3)	3(2.2)	4(2.0)	3(1.8)	2(1.4)		1.60
		Sectional time (s)	16.86	15.80	15.56	15.43	15.04	15.81	15.49	14.60	14.34	13.52	14.19		
		Cumulative time (s)	166.64	149.78	133.98	118.42	102.99	87.95	72.14	56.65	42.05	27.71	14.19	3:16.96	
		Speed (m/s)	11.86	12.66	12.85	12.96	13.30	12.65	12.91	13.70	13.95	14.79	14.09	13.20	
		Stride length (m)	5.95	6.28	6.37	6.28	6.44	6.31	6.37	6.73	6.61	6.52	6.65	6.40	
		Stride duration (s)	0.501	0.496	0.495	0.485	0.484	0.499	0.493	0.491	0.474	0.441	0.472	0.485	
		Stride efficiency (%)	55.28	61.71	63.36	61.71	64.72	62.25	63.41	70.75	68.34	66.48	69.08	64.00	
		Stride count	33.63	31.83	31.41	31.83	31.08	31.69	31.40	29.72	30.24	30.66	30.08	406.26	

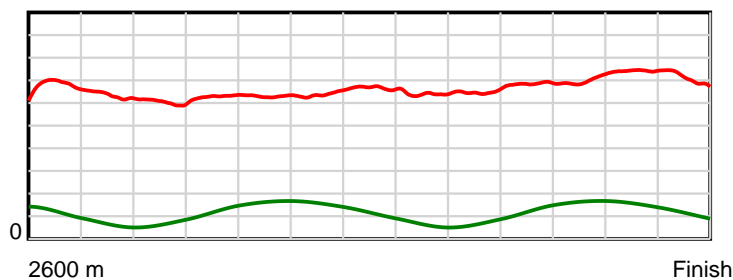
10 m Stride length



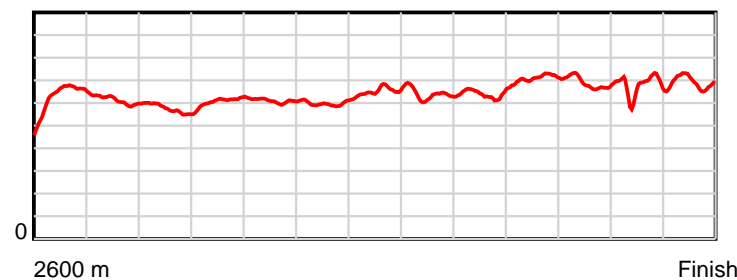
0.6 s Stride duration



20 m/sec Speed



100 % Stride efficiency



Note: Horizontal distance axis grid lines are 200m furlongs.

Disclaimer.

HRNZ and NZMTC and Thoroughbred Ratings Pty Ltd accepts no responsibility for the completeness or accuracy of any of the information contained herein, and makes no representations about its suitability for any particular purpose. Users should make their own judgements about those matters and/or seek independent advice. You assume all risks associated with use of the data provided on this page.



Race Results



January 28, 2022, Race 4, IRT. YOUR HORSE. OUR PASSION. (JUNIOR DRIVERS) MOBILE PACE, Distance 2600m, Addington - Survey 3200m

Result	TAB no.	Horse (Barrier)	2600 to	2400m to
3rd	8	Buckskin (8)	2400m	2200m
		Position in running (margin)	-	2(1.1)
		Sectional time (s)	14.66	15.96
		Cumulative time (s)	197.21	182.55
		Speed (m/s)	13.64	12.53
		Stride length (m)	6.07	5.80
		Stride duration (s)	0.443	0.463
		Stride efficiency (%)	57.55	52.54
		Stride count	32.96	34.49

Disclaimer.

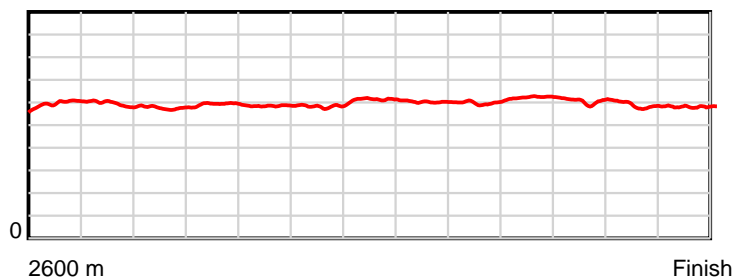
HRNZ and NZMTC and Thoroughbred Ratings Pty Ltd accepts no responsibility for the completeness or accuracy of any of the information contained herein, and makes no representations about its suitability for any particular purpose. Users should make their own judgements about those matters and/or seek independent advice. You assume all risks associated with use of the data provided on this page.

Race Results

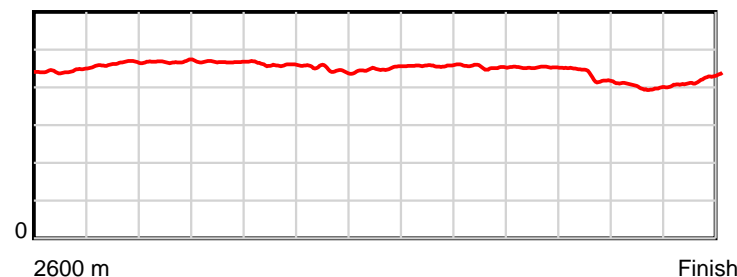
January 28, 2022, Race 4, IRT. YOUR HORSE. OUR PASSION. (JUNIOR DRIVERS) MOBILE PACE, Distance 2600m, Addington - Survey 3200m

Result	TAB no.	Horse (Barrier)	2200m to	2000m to	1800m to	1600m to	1400m to	1200m to	1000m to	800m to	600m to	400m to	200m to	Total or	Margin
3rd	8	Buckskin (8)	2000m	1800m	1600m	1400m	1200m	1000m	800m	600m	400m	200m	WP	Average	
		Position in running (margin)	3(2.8)	3(1.0)	2(0.3)	2(2.0)	3(2.2)	3(1.2)	2(1.1)	2(0.4)	2(0.2)	2(0.4)	3(1.6)		3.00
		Sectional time (s)	16.55	15.68	15.86	15.45	14.68	15.60	15.40	14.58	14.41	13.77	14.61		
		Cumulative time (s)	166.59	150.04	134.36	118.50	103.05	88.37	72.77	57.37	42.79	28.38	14.61	3:17.21	
		Speed (m/s)	12.08	12.76	12.61	12.94	13.62	12.82	12.99	13.72	13.88	14.52	13.69	13.18	
		Stride length (m)	5.65	5.96	5.81	5.80	6.13	5.86	5.89	6.20	5.95	5.83	5.76	5.90	
		Stride duration (s)	0.468	0.467	0.460	0.448	0.450	0.458	0.454	0.452	0.429	0.401	0.421	0.447	
		Stride efficiency (%)	49.97	55.52	52.67	52.51	58.76	53.73	54.21	60.13	55.33	53.05	51.90	54.34	
		Stride count	35.37	33.55	34.45	34.50	32.62	34.11	33.96	32.24	33.61	34.33	34.70	440.89	

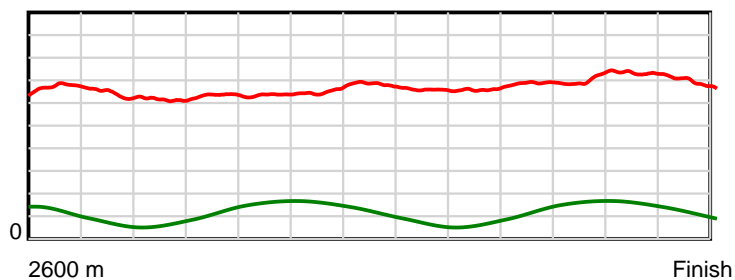
10 m Stride length



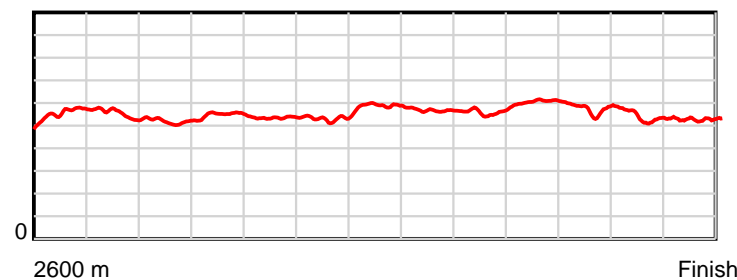
0.6 s Stride duration



20 m/sec Speed



100 % Stride efficiency



Note: Horizontal distance axis grid lines are 200m furlongs.

Disclaimer.

HRNZ and NZMTC and Thoroughbred Ratings Pty Ltd accepts no responsibility for the completeness or accuracy of any of the information contained herein, and makes no representations about its suitability for any particular purpose. Users should make their own judgements about those matters and/or seek independent advice. You assume all risks associated with use of the data provided on this page.



Race Results



January 28, 2022, Race 4, IRT. YOUR HORSE. OUR PASSION. (JUNIOR DRIVERS) MOBILE PACE, Distance 2600m, Addington - Survey 3200m

Result	TAB no.	Horse (Barrier)	2600 to	2400m to
4th	2	Heaven On High (2)	2400m	2200m
		Position in running (margin)	-	6(4.2)
		Sectional time (s)	15.08	15.77
		Cumulative time (s)	197.22	182.14
		Speed (m/s)	13.26	12.68
		Stride length (m)	6.11	6.14
		Stride duration (s)	0.462	0.484
		Stride efficiency (%)	58.25	58.86
		Stride count	32.76	32.59

Disclaimer.

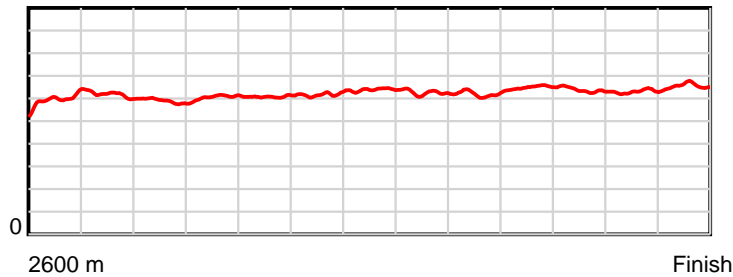
HRNZ and NZMTC and Thoroughbred Ratings Pty Ltd accepts no responsibility for the completeness or accuracy of any of the information contained herein, and makes no representations about its suitability for any particular purpose. Users should make their own judgements about those matters and/or seek independent advice. You assume all risks associated with use of the data provided on this page.

Race Results

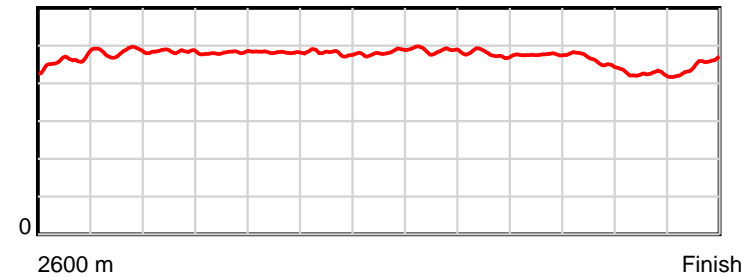
January 28, 2022, Race 4, IRT. YOUR HORSE. OUR PASSION. (JUNIOR DRIVERS) MOBILE PACE, Distance 2600m, Addington - Survey 3200m

Result	TAB no.	Horse (Barrier)	2200m to	2000m to	1800m to	1600m to	1400m to	1200m to	1000m to	800m to	600m to	400m to	200m to	Total or	Margin
4th	2	Heaven On High (2)	2000m	1800m	1600m	1400m	1200m	1000m	800m	600m	400m	200m	WP	Average	
		Position in running (margin)	4(4.7)	4(2.9)	5(2.7)	5(4.1)	6(4.1)	7(5.8)	7(5.6)	7(5.3)	7(5.2)	7(6.6)	6(6.2)		3.10
		Sectional time (s)	16.56	15.78	15.80	15.42	15.12	15.60	15.46	14.61	14.59	13.52	13.91		
		Cumulative time (s)	166.37	149.81	134.03	118.23	102.81	87.69	72.09	56.63	42.02	27.43	13.91	3:17.22	
		Speed (m/s)	12.08	12.67	12.66	12.97	13.23	12.82	12.94	13.69	13.71	14.79	14.38	13.18	
		Stride length (m)	5.85	6.10	6.10	6.24	6.38	6.26	6.18	6.51	6.34	6.28	6.46	6.22	
		Stride duration (s)	0.485	0.481	0.482	0.481	0.482	0.488	0.478	0.476	0.462	0.425	0.449	0.472	
		Stride efficiency (%)	53.52	58.16	58.13	60.77	63.57	61.16	59.72	66.29	62.78	61.72	65.13	60.49	
		Stride count	34.17	32.78	32.79	32.07	31.36	31.97	32.35	30.71	31.55	31.82	30.98	417.90	

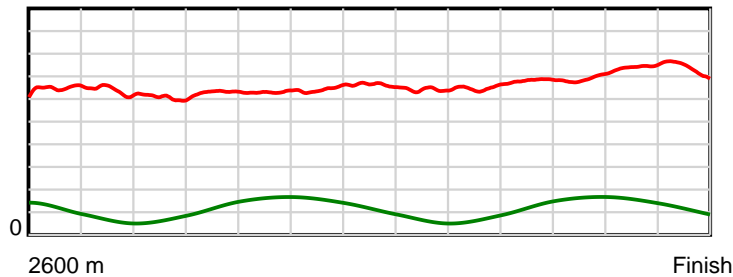
10 m Stride length



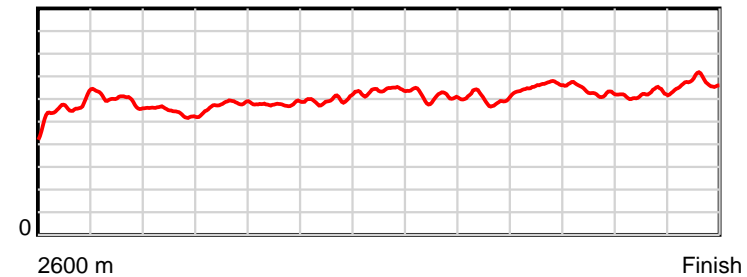
0.6 s Stride duration



20 m/sec Speed



100 % Stride efficiency



Note: Horizontal distance axis grid lines are 200m furlongs.

Disclaimer.

HRNZ and NZMTC and Thoroughbred Ratings Pty Ltd accepts no responsibility for the completeness or accuracy of any of the information contained herein, and makes no representations about its suitability for any particular purpose. Users should make their own judgements about those matters and/or seek independent advice. You assume all risks associated with use of the data provided on this page.



Race Results



January 28, 2022, Race 4, IRT. YOUR HORSE. OUR PASSION. (JUNIOR DRIVERS) MOBILE PACE, Distance 2600m, Addington - Survey 3200m

Result	TAB no.	Horse (Barrier)	2600 to	2400m to
5th	10	Manjimup (10)	2400m	2200m
		Position in running (margin)	-	4(2.1)
		Sectional time (s)	14.84	15.67
		Cumulative time (s)	197.47	182.63
		Speed (m/s)	13.48	12.76
		Stride length (m)	6.23	6.01
		Stride duration (s)	0.451	0.471
		Stride efficiency (%)	60.59	56.44
		Stride count	32.12	33.28

Disclaimer.

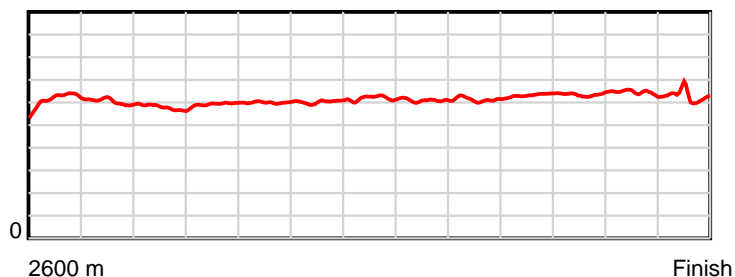
HRNZ and NZMTC and Thoroughbred Ratings Pty Ltd accepts no responsibility for the completeness or accuracy of any of the information contained herein, and makes no representations about its suitability for any particular purpose. Users should make their own judgements about those matters and/or seek independent advice. You assume all risks associated with use of the data provided on this page.

Race Results

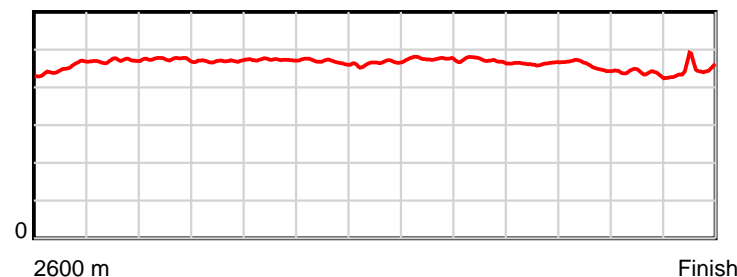
January 28, 2022, Race 4, IRT. YOUR HORSE. OUR PASSION. (JUNIOR DRIVERS) MOBILE PACE, Distance 2600m, Addington - Survey 3200m

Result	TAB no.	Horse (Barrier)	2200m to	2000m to	1800m to	1600m to	1400m to	1200m to	1000m to	800m to	600m to	400m to	200m to	Total or	Margin
5th	10	Manjimup (10)	2000m	1800m	1600m	1400m	1200m	1000m	800m	600m	400m	200m	WP	Average	
		Position in running (margin)	2(2.1)	2(0.6)	3(0.6)	3(2.5)	4(2.6)	5(3.7)	5(3.5)	5(3.7)	5(3.5)	5(4.2)	5(4.7)		4.40
		Sectional time (s)	16.62	15.80	15.87	15.45	15.03	15.60	15.53	14.60	14.48	13.67	14.31		
		Cumulative time (s)	166.96	150.34	134.54	118.67	103.22	88.19	72.59	57.06	42.46	27.98	14.31	3:17.47	
		Speed (m/s)	12.03	12.66	12.60	12.94	13.31	12.82	12.88	13.70	13.81	14.63	13.98	13.17	
		Stride length (m)	5.71	5.95	5.96	6.07	6.18	6.10	6.08	6.34	6.32	6.40	6.24	6.12	
		Stride duration (s)	0.475	0.470	0.473	0.469	0.464	0.476	0.472	0.463	0.457	0.438	0.446	0.465	
		Stride efficiency (%)	50.96	55.30	55.52	57.52	59.72	58.24	57.68	62.87	62.40	64.06	60.76	58.46	
		Stride count	35.02	33.62	33.55	32.97	32.35	32.76	32.92	31.53	31.65	31.24	32.07	425.08	

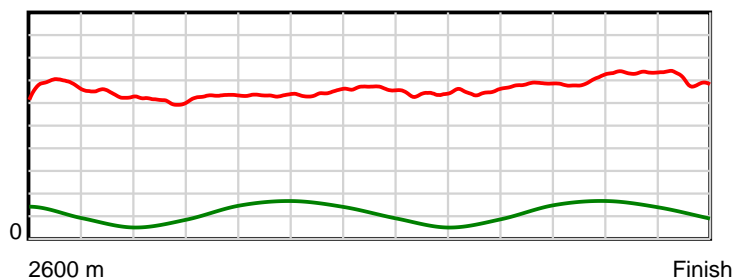
10 m Stride length



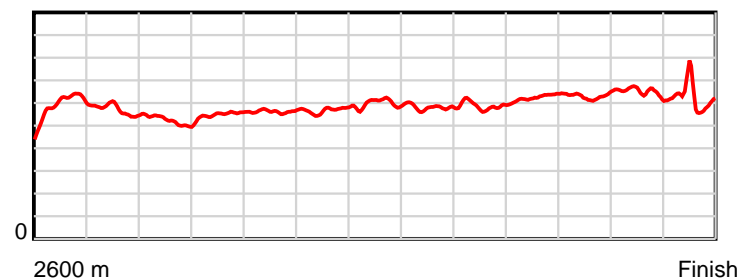
0.6 s Stride duration



20 m/sec Speed



100 % Stride efficiency



Note: Horizontal distance axis grid lines are 200m furlongs.

Disclaimer.

HRNZ and NZMTC and Thoroughbred Ratings Pty Ltd accepts no responsibility for the completeness or accuracy of any of the information contained herein, and makes no representations about its suitability for any particular purpose. Users should make their own judgements about those matters and/or seek independent advice. You assume all risks associated with use of the data provided on this page.



Race Results



January 28, 2022, Race 4, IRT. YOUR HORSE. OUR PASSION. (JUNIOR DRIVERS) MOBILE PACE, Distance 2600m, Addington - Survey 3200m

Result	TAB no.	Horse (Barrier)	2600 to	2400m to
6th	5	Boarding Call (5)	2400m	2200m
		Position in running (margin)	-	3(1.9)
		Sectional time (s)	14.89	16.14
		Cumulative time (s)	197.52	182.63
		Speed (m/s)	13.43	12.39
		Stride length (m)	6.16	5.89
		Stride duration (s)	0.457	0.476
		Stride efficiency (%)	59.29	54.25
		Stride count	32.47	33.94

Disclaimer.

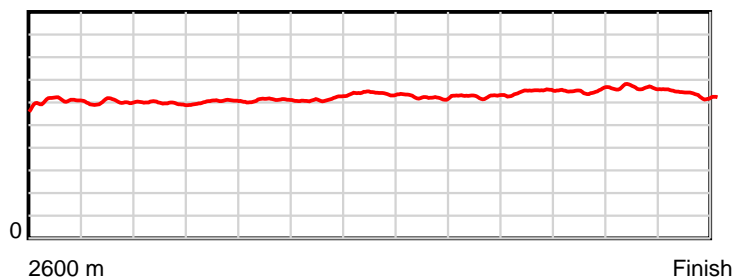
HRNZ and NZMTC and Thoroughbred Ratings Pty Ltd accepts no responsibility for the completeness or accuracy of any of the information contained herein, and makes no representations about its suitability for any particular purpose. Users should make their own judgements about those matters and/or seek independent advice. You assume all risks associated with use of the data provided on this page.

Race Results

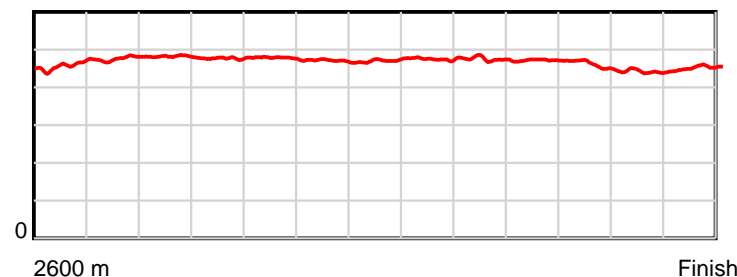
January 28, 2022, Race 4, IRT. YOUR HORSE. OUR PASSION. (JUNIOR DRIVERS) MOBILE PACE, Distance 2600m, Addington - Survey 3200m

Result	TAB no.	Horse (Barrier)	2200m to	2000m to	1800m to	1600m to	1400m to	1200m to	1000m to	800m to	600m to	400m to	200m to	Total or	Margin
6th	5	Boarding Call (5)	2000m	1800m	1600m	1400m	1200m	1000m	800m	600m	400m	200m	WP	Average	
		Position in running (margin)	5(4.7)	5(3.1)	4(2.6)	6(4.2)	5(3.4)	4(2.8)	4(2.5)	4(2.4)	3(1.8)	4(2.7)	4(3.3)		4.70
		Sectional time (s)	16.59	15.72	15.83	15.30	14.73	15.59	15.49	14.52	14.53	13.68	14.51		
		Cumulative time (s)	166.49	149.90	134.18	118.35	103.05	88.32	72.73	57.24	42.72	28.19	14.51	3:17.52	
		Speed (m/s)	12.06	12.72	12.63	13.07	13.58	12.83	12.91	13.77	13.76	14.62	13.78	13.16	
		Stride length (m)	5.81	6.07	6.04	6.15	6.40	6.10	6.12	6.50	6.31	6.45	6.25	6.17	
		Stride duration (s)	0.482	0.477	0.478	0.471	0.471	0.475	0.474	0.472	0.458	0.441	0.453	0.468	
		Stride efficiency (%)	52.71	57.51	56.97	59.18	63.97	58.10	58.56	66.01	62.24	65.07	60.99	59.42	
		Stride count	34.44	32.97	33.12	32.50	31.26	32.80	32.67	30.77	31.69	30.99	32.01	421.63	

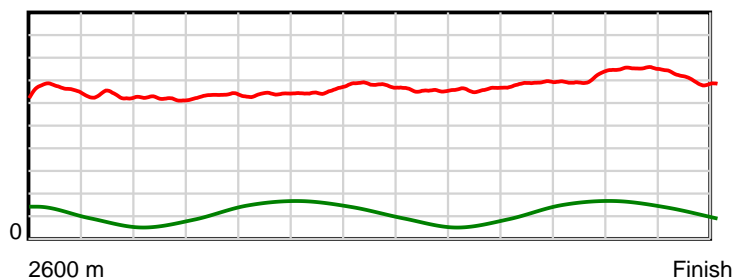
10 m Stride length



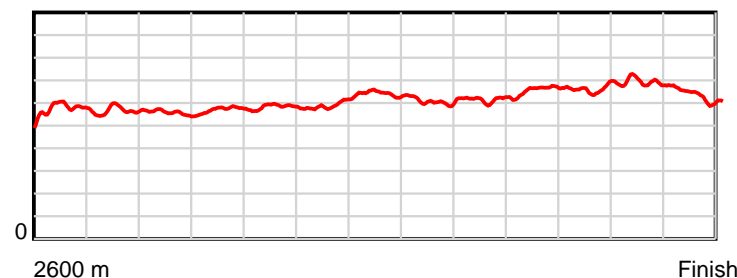
0.6 s Stride duration



20 m/sec Speed



100 % Stride efficiency



Note: Horizontal distance axis grid lines are 200m furlongs.

Disclaimer.

HRNZ and NZMTC and Thoroughbred Ratings Pty Ltd accepts no responsibility for the completeness or accuracy of any of the information contained herein, and makes no representations about its suitability for any particular purpose. Users should make their own judgements about those matters and/or seek independent advice. You assume all risks associated with use of the data provided on this page.



Race Results



January 28, 2022, Race 4, IRT. YOUR HORSE. OUR PASSION. (JUNIOR DRIVERS) MOBILE PACE, Distance 2600m, Addington - Survey 3200m

Result	TAB no.	Horse (Barrier)	2600 to	2400m to
7th	6	Deceptive Lee (6)	2400m	2200m
		Position in running (margin)	-	5(4.0)
		Sectional time (s)	15.33	16.09
		Cumulative time (s)	197.72	182.39
		Speed (m/s)	13.05	12.43
		Stride length (m)	5.97	5.78
		Stride duration (s)	0.453	0.465
		Stride efficiency (%)	55.75	52.25
		Stride count	33.49	34.59

Disclaimer.

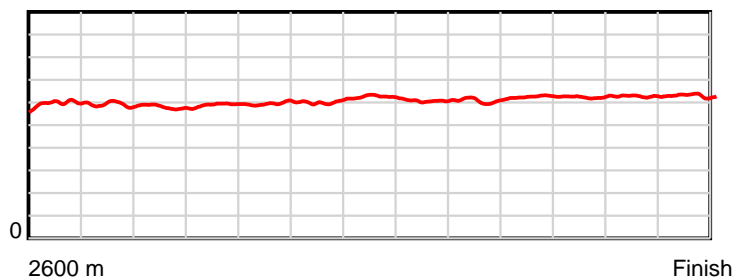
HRNZ and NZMTC and Thoroughbred Ratings Pty Ltd accepts no responsibility for the completeness or accuracy of any of the information contained herein, and makes no representations about its suitability for any particular purpose. Users should make their own judgements about those matters and/or seek independent advice. You assume all risks associated with use of the data provided on this page.

Race Results

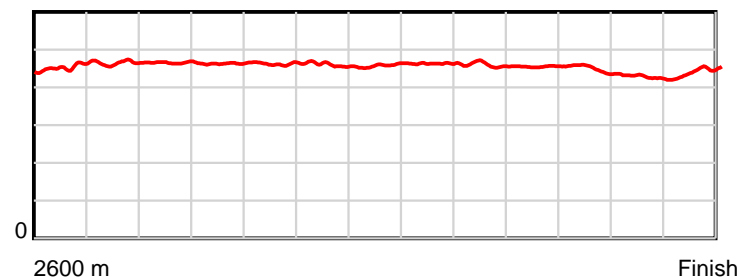
January 28, 2022, Race 4, IRT. YOUR HORSE. OUR PASSION. (JUNIOR DRIVERS) MOBILE PACE, Distance 2600m, Addington - Survey 3200m

Result	TAB no.	Horse (Barrier)	2200m to	2000m to	1800m to	1600m to	1400m to	1200m to	1000m to	800m to	600m to	400m to	200m to	Total or	Margin
7th	6	Deceptive Lee (6)	2000m	1800m	1600m	1400m	1200m	1000m	800m	600m	400m	200m	WP	Average	
		Position in running (margin)	7(6.4)	7(5.0)	6(4.3)	7(6.1)	7(5.6)	6(5.1)	6(4.2)	6(4.4)	6(4.0)	6(5.6)	7(6.9)		5.80
		Sectional time (s)	16.62	15.69	15.86	15.34	14.75	15.49	15.52	14.57	14.64	13.80	14.02		
		Cumulative time (s)	166.30	149.68	133.99	118.13	102.79	88.04	72.55	57.03	42.46	27.82	14.02	3:17.72	
		Speed (m/s)	12.03	12.75	12.61	13.04	13.56	12.91	12.89	13.73	13.66	14.49	14.27	13.15	
		Stride length (m)	5.60	5.90	5.83	6.00	6.21	5.98	5.92	6.25	6.12	6.18	6.33	6.00	
		Stride duration (s)	0.466	0.463	0.463	0.460	0.458	0.463	0.459	0.455	0.448	0.427	0.444	0.456	
		Stride efficiency (%)	49.06	54.41	53.16	56.33	60.24	55.82	54.73	60.98	58.56	59.69	62.62	56.24	
		Stride count	35.69	33.89	34.29	33.31	32.21	33.46	33.80	32.02	32.67	32.36	31.60	433.38	

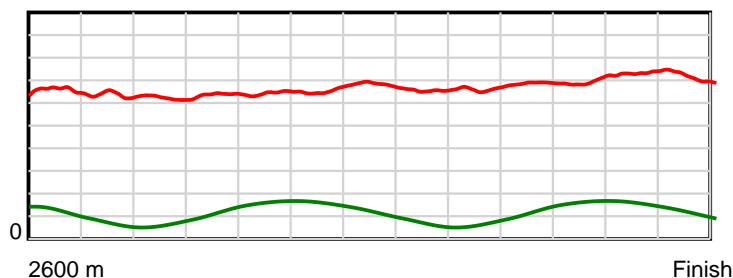
10 m Stride length



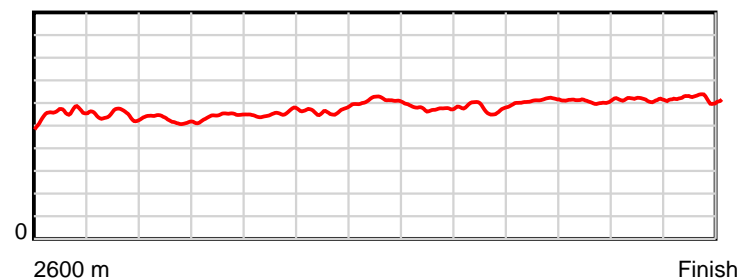
0.6 s Stride duration



20 m/sec Speed



100 % Stride efficiency



Note: Horizontal distance axis grid lines are 200m furlongs.

Disclaimer.

HRNZ and NZMTC and Thoroughbred Ratings Pty Ltd accepts no responsibility for the completeness or accuracy of any of the information contained herein, and makes no representations about its suitability for any particular purpose. Users should make their own judgements about those matters and/or seek independent advice. You assume all risks associated with use of the data provided on this page.



Race Results



January 28, 2022, Race 4, IRT. YOUR HORSE. OUR PASSION. (JUNIOR DRIVERS) MOBILE PACE, Distance 2600m, Addington - Survey 3200m

Result	TAB no.	Horse (Barrier)	2600 to 2400m	2400m to 2200m
8th	3	Maybe (3)		
		Position in running (margin)	-	9(6.6)
		Sectional time (s)	15.53	15.63
		Cumulative time (s)	197.85	182.32
		Speed (m/s)	12.88	12.80
		Stride length (m)	5.99	6.08
		Stride duration (s)	0.465	0.475
		Stride efficiency (%)	56.04	57.73
		Stride count	33.40	32.90

Disclaimer.

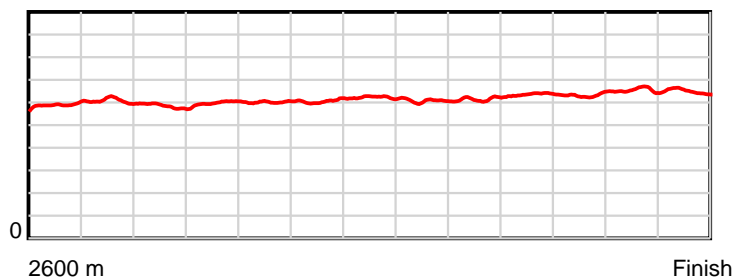
HRNZ and NZMTC and Thoroughbred Ratings Pty Ltd accepts no responsibility for the completeness or accuracy of any of the information contained herein, and makes no representations about its suitability for any particular purpose. Users should make their own judgements about those matters and/or seek independent advice. You assume all risks associated with use of the data provided on this page.

Race Results

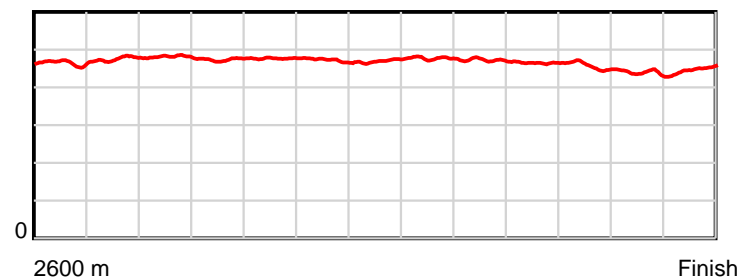
January 28, 2022, Race 4, IRT. YOUR HORSE. OUR PASSION. (JUNIOR DRIVERS) MOBILE PACE, Distance 2600m, Addington - Survey 3200m

Result	TAB no.	Horse (Barrier)	2200m to	2000m to	1800m to	1600m to	1400m to	1200m to	1000m to	800m to	600m to	400m to	200m to	Total or	Margin
8th	3	Maybe (3)	2000m	1800m	1600m	1400m	1200m	1000m	800m	600m	400m	200m	WP	Average	
		Position in running (margin)	6(6.2)	6(4.6)	7(4.5)	8(6.6)	8(6.3)	9(8.0)	9(7.4)	10(6.8)	10(6.8)	10(8.7)	10(9.8)		6.50
		Sectional time (s)	16.59	15.78	15.91	15.39	15.12	15.52	15.41	14.63	14.68	13.77	13.89		
		Cumulative time (s)	166.69	150.10	134.32	118.41	103.02	87.90	72.38	56.97	42.34	27.66	13.89	3:17.85	
		Speed (m/s)	12.06	12.67	12.57	13.00	13.23	12.89	12.98	13.67	13.62	14.52	14.40	13.14	
		Stride length (m)	5.80	6.00	5.99	6.14	6.21	6.15	6.12	6.36	6.22	6.37	6.46	6.14	
		Stride duration (s)	0.481	0.474	0.477	0.472	0.470	0.478	0.472	0.465	0.457	0.438	0.449	0.467	
		Stride efficiency (%)	52.56	56.29	56.12	58.89	60.29	59.14	58.61	63.14	60.53	63.32	65.21	58.92	
		Stride count	34.49	33.32	33.37	32.58	32.20	32.51	32.66	31.46	32.14	31.42	30.96	423.41	

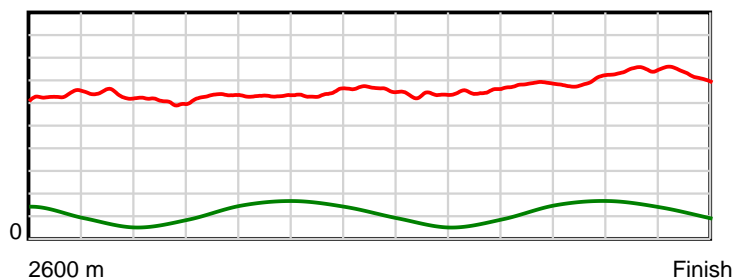
10 m Stride length



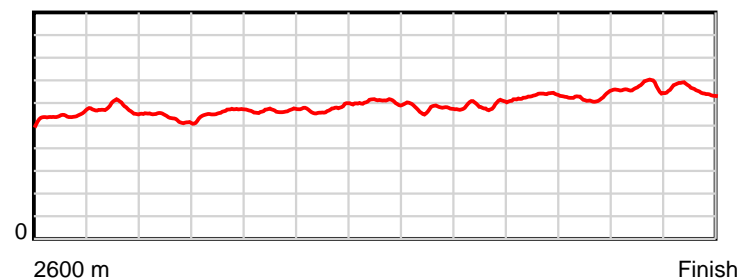
0.6 s Stride duration



20 m/sec Speed



100 % Stride efficiency



Note: Horizontal distance axis grid lines are 200m furlongs.

Disclaimer.

HRNZ and NZMTC and Thoroughbred Ratings Pty Ltd accepts no responsibility for the completeness or accuracy of any of the information contained herein, and makes no representations about its suitability for any particular purpose. Users should make their own judgements about those matters and/or seek independent advice. You assume all risks associated with use of the data provided on this page.



Race Results



January 28, 2022, Race 4, IRT. YOUR HORSE. OUR PASSION. (JUNIOR DRIVERS) MOBILE PACE, Distance 2600m, Addington - Survey 3200m

Result	TAB no.	Horse (Barrier)	2600 to	2400m to
9th	9	Where's Daddy (9)	2400m	2200m
		Position in running (margin)	-	7(5.5)
		Sectional time (s)	15.51	16.47
		Cumulative time (s)	197.93	182.42
		Speed (m/s)	12.90	12.14
		Stride length (m)	5.83	5.55
		Stride duration (s)	0.448	0.457
		Stride efficiency (%)	53.08	48.13
		Stride count	34.32	36.04

Disclaimer.

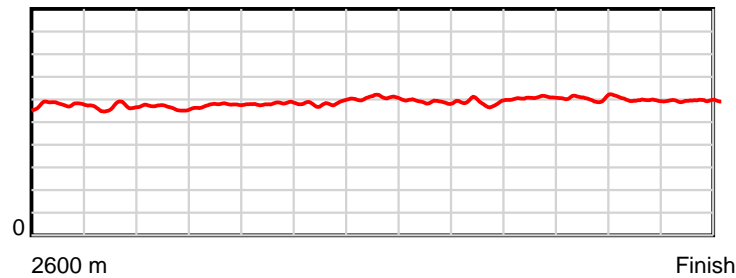
HRNZ and NZMTC and Thoroughbred Ratings Pty Ltd accepts no responsibility for the completeness or accuracy of any of the information contained herein, and makes no representations about its suitability for any particular purpose. Users should make their own judgements about those matters and/or seek independent advice. You assume all risks associated with use of the data provided on this page.

Race Results

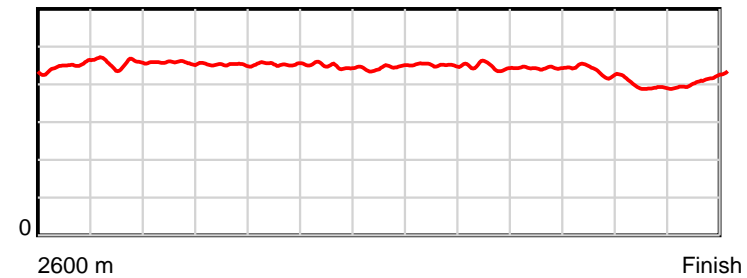
January 28, 2022, Race 4, IRT. YOUR HORSE. OUR PASSION. (JUNIOR DRIVERS) MOBILE PACE, Distance 2600m, Addington - Survey 3200m

Result	TAB no.	Horse (Barrier)	2200m to	2000m to	1800m to	1600m to	1400m to	1200m to	1000m to	800m to	600m to	400m to	200m to	Total or	Margin
9th	9	Where's Daddy (9)	2000m	1800m	1600m	1400m	1200m	1000m	800m	600m	400m	200m	WP	Average	
		Position in running (margin)	9(10.2)	9(8.6)	9(7.9)	10(9.5)	10(9.2)	10(8.6)	10(8.2)	9(6.4)	9(6.3)	9(8.3)	9(9.6)		7.00
		Sectional time (s)	16.59	15.70	15.83	15.37	14.74	15.57	15.20	14.60	14.71	13.81	13.83		
		Cumulative time (s)	165.95	149.36	133.66	117.83	102.46	87.72	72.15	56.95	42.35	27.64	13.83	3:17.93	
		Speed (m/s)	12.06	12.74	12.63	13.01	13.57	12.85	13.16	13.70	13.60	14.48	14.46	13.14	
		Stride length (m)	5.52	5.76	5.73	5.84	6.03	5.80	5.87	6.08	5.91	5.69	5.98	5.81	
		Stride duration (s)	0.458	0.452	0.454	0.449	0.444	0.452	0.446	0.444	0.435	0.393	0.413	0.442	
		Stride efficiency (%)	47.64	51.85	51.31	53.26	56.80	52.59	53.85	57.67	54.57	50.65	55.83	52.74	
		Stride count	36.22	34.72	34.90	34.26	33.17	34.48	34.07	32.92	33.85	35.13	33.46	447.54	

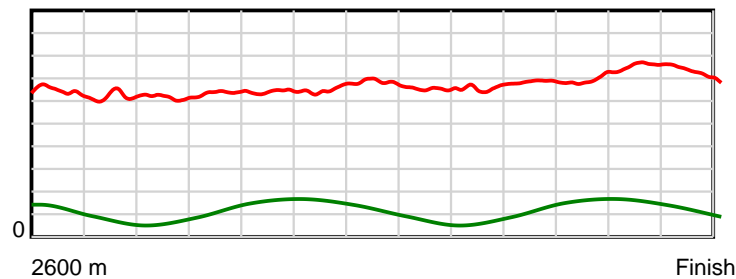
10 m Stride length



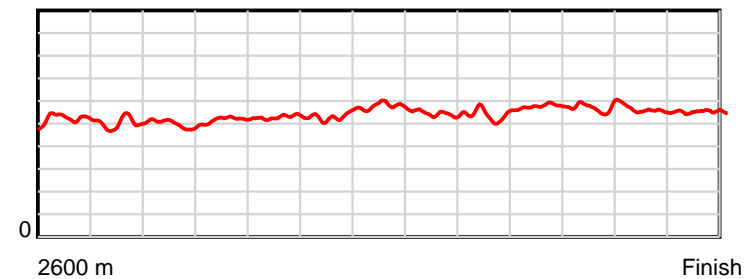
0.6 s Stride duration



20 m/sec Speed



100 % Stride efficiency



Note: Horizontal distance axis grid lines are 200m furlongs.

Disclaimer.

HRNZ and NZMTC and Thoroughbred Ratings Pty Ltd accepts no responsibility for the completeness or accuracy of any of the information contained herein, and makes no representations about its suitability for any particular purpose. Users should make their own judgements about those matters and/or seek independent advice. You assume all risks associated with use of the data provided on this page.



Race Results



January 28, 2022, Race 4, IRT. YOUR HORSE. OUR PASSION. (JUNIOR DRIVERS) MOBILE PACE, Distance 2600m, Addington - Survey 3200m

Result	TAB no.	Horse (Barrier)	2600 to	2400m to
10th	4	Jenabella (4)	2400m	2200m
		Position in running (margin)	-	8(6.5)
		Sectional time (s)	15.68	15.98
		Cumulative time (s)	198.05	182.37
		Speed (m/s)	12.76	12.52
		Stride length (m)	5.37	5.38
		Stride duration (s)	0.416	0.430
		Stride efficiency (%)	45.03	45.16
		Stride count	37.26	37.20

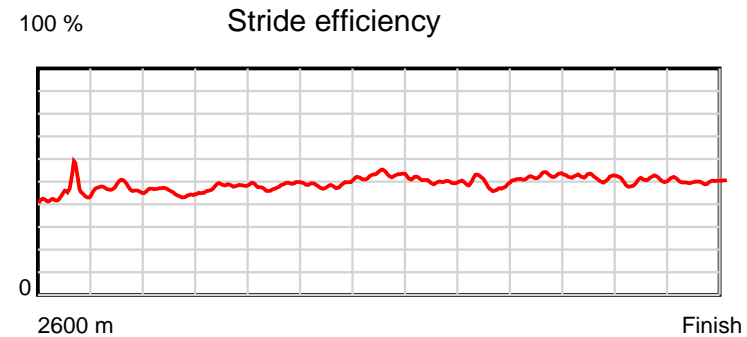
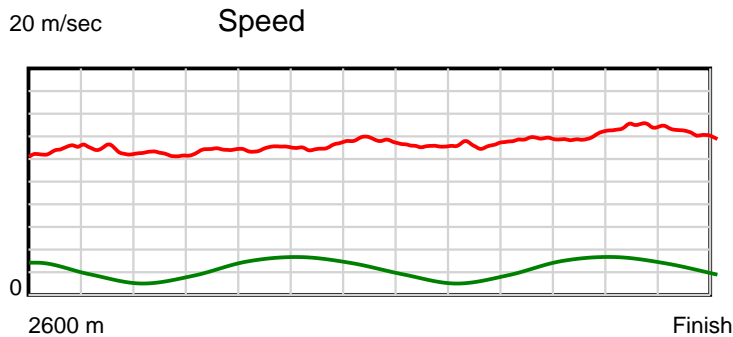
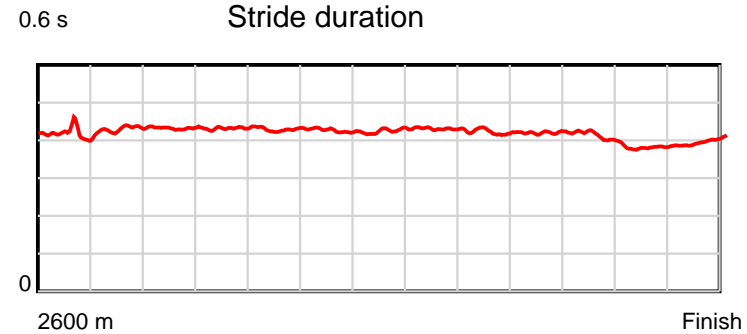
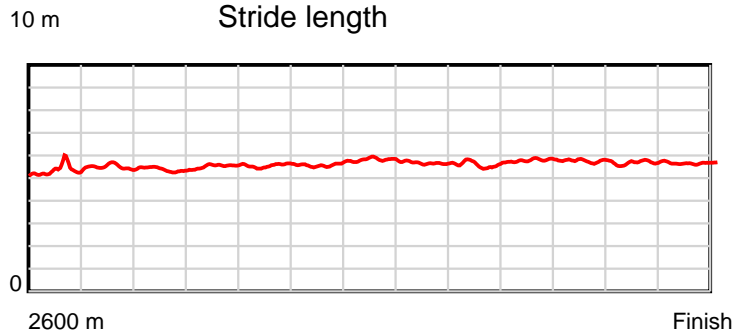
Disclaimer.

HRNZ and NZMTC and Thoroughbred Ratings Pty Ltd accepts no responsibility for the completeness or accuracy of any of the information contained herein, and makes no representations about its suitability for any particular purpose. Users should make their own judgements about those matters and/or seek independent advice. You assume all risks associated with use of the data provided on this page.

Race Results

January 28, 2022, Race 4, IRT. YOUR HORSE. OUR PASSION. (JUNIOR DRIVERS) MOBILE PACE, Distance 2600m, Addington - Survey 3200m

Result	TAB no.	Horse (Barrier)	2200m to	2000m to	1800m to	1600m to	1400m to	1200m to	1000m to	800m to	600m to	400m to	200m to	Total or	Margin
10th	4	Jenabella (4)	2000m	1800m	1600m	1400m	1200m	1000m	800m	600m	400m	200m	WP	Average	
		Position in running (margin)	8(8.3)	8(6.7)	8(6.0)	9(7.1)	9(7.6)	8(7.1)	8(6.2)	8(5.4)	8(5.5)	8(6.9)	8(8.7)		7.70
		Sectional time (s)	16.59	15.68	15.76	15.51	14.75	15.48	15.37	14.65	14.60	13.88	14.12		
		Cumulative time (s)	166.39	149.80	134.12	118.36	102.85	88.10	72.62	57.25	42.60	28.00	14.12	3:18.05	
		Speed (m/s)	12.06	12.76	12.69	12.89	13.56	12.92	13.01	13.65	13.70	14.41	14.16	13.13	
		Stride length (m)	5.21	5.51	5.45	5.50	5.76	5.58	5.49	5.74	5.63	5.49	5.64	5.51	
		Stride duration (s)	0.432	0.432	0.429	0.426	0.425	0.432	0.422	0.420	0.411	0.381	0.398	0.420	
		Stride efficiency (%)	42.44	47.43	46.34	47.20	51.79	48.58	47.04	51.47	49.51	47.09	49.67	47.49	
		Stride count	38.38	36.30	36.73	36.39	34.74	35.87	36.45	34.85	35.53	36.44	35.47	471.61	



Note: Horizontal distance axis grid lines are 200m furlongs.

Disclaimer.

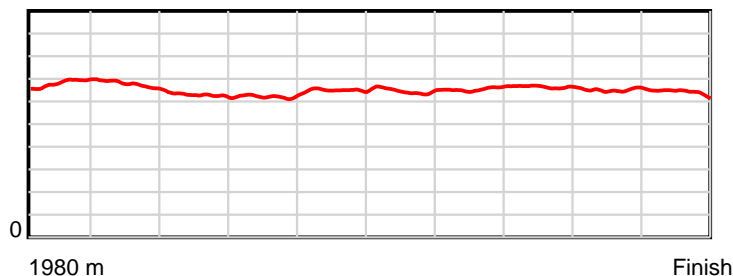
HRNZ and NZMTC and Thoroughbred Ratings Pty Ltd accepts no responsibility for the completeness or accuracy of any of the information contained herein, and makes no representations about its suitability for any particular purpose. Users should make their own judgements about those matters and/or seek independent advice. You assume all risks associated with use of the data provided on this page.

Race Results

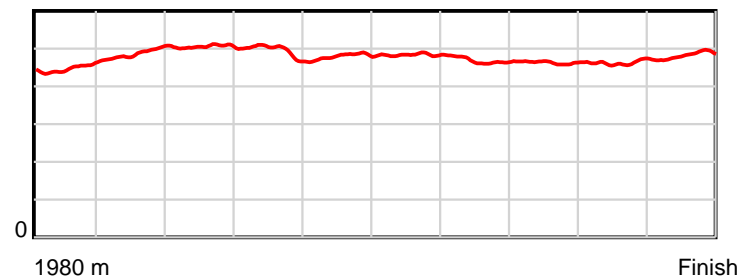
January 28, 2022, Race 5, COCA-COLA SUMMER TROTTING FREE-FOR-ALL (MOBILE START), Distance 1980m, Addington - Survey 1980m

Result	TAB no.	Horse (Barrier)	1980 to	1800m to	1600m to	1400m to	1200m to	1000m to	800m to	600m to	400m to	200m to	Total or	Margin
1st	6	Muscle Mountai... (6)	1800m	1600m	1400m	1200m	1000m	800m	600m	400m	200m	WP	Average	
		Position in running (margin)	-	1(0.0)	1(0.0)	1(0.0)	1(0.0)	1(0.0)	1(0.0)	1(0.0)	1(0.0)	1(0.0)		0.00
		Sectional time (s)	11.84	14.68	16.09	15.86	14.70	15.05	14.28	14.04	14.13	14.94		
		Cumulative time (s)	145.61	133.77	119.09	103.00	87.14	72.44	57.39	43.11	29.07	14.94	2:25.61	
		Speed (m/s)	15.20	13.62	12.43	12.61	13.61	13.29	14.01	14.25	14.15	13.39	13.60	
		Stride length (m)	6.81	6.65	6.27	6.24	6.53	6.43	6.55	6.60	6.55	6.46	6.50	
		Stride duration (s)	0.447	0.488	0.505	0.495	0.480	0.484	0.468	0.463	0.463	0.482	0.478	
		Stride efficiency (%)	72.46	69.11	61.51	60.78	66.55	64.59	67.14	67.99	67.09	65.14	66.05	
		Stride count	26.43	30.07	31.88	32.07	30.65	31.11	30.51	30.32	30.52	30.98	304.54	

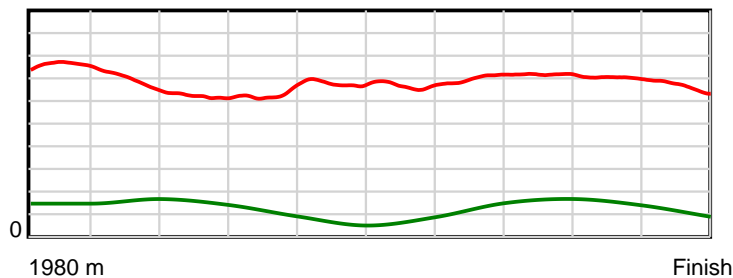
10 m Stride length



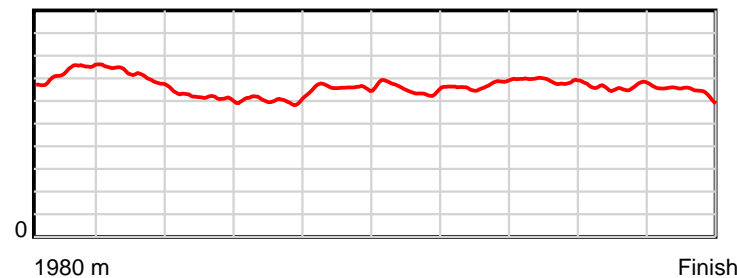
0.6 s Stride duration



20 m/sec Speed



100 % Stride efficiency



Note: Horizontal distance axis grid lines are 200m furlongs.

Disclaimer.

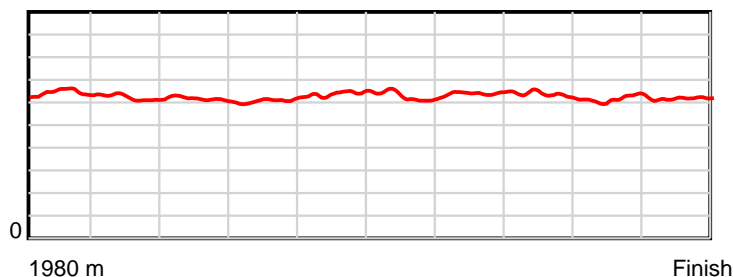
HRNZ and NZMTC and Thoroughbred Ratings Pty Ltd accepts no responsibility for the completeness or accuracy of any of the information contained herein, and makes no representations about its suitability for any particular purpose. Users should make their own judgements about those matters and/or seek independent advice. You assume all risks associated with use of the data provided on this page.

Race Results

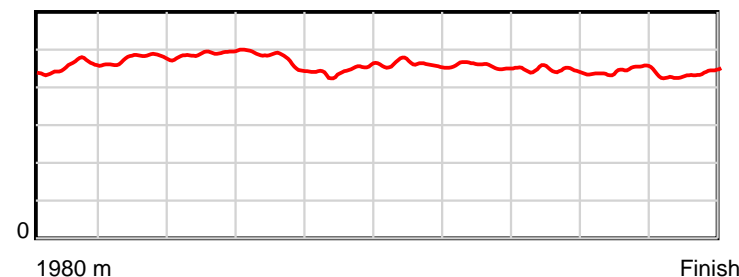
January 28, 2022, Race 5, COCA-COLA SUMMER TROTTING FREE-FOR-ALL (MOBILE START), Distance 1980m, Addington - Survey 1980m

Result	TAB no.	Horse (Barrier)	1980 to	1800m to	1600m to	1400m to	1200m to	1000m to	800m to	600m to	400m to	200m to	Total or	Margin
2nd	5	Midnight Dash (5)	1800m	1600m	1400m	1200m	1000m	800m	600m	400m	200m	WP	Average	
		Position in running (margin)	-	6(6.1)	6(11.8)	6(10.8)	6(9.3)	5(5.8)	6(5.2)	5(5.2)	5(6.0)	5(7.3)		1.20
		Sectional time (s)	12.61	15.64	15.93	15.60	14.11	14.96	14.28	14.16	14.36	14.17		
		Cumulative time (s)	145.82	133.21	117.57	101.64	86.04	71.93	56.97	42.69	28.53	14.17	2:25.82	
		Speed (m/s)	14.27	12.79	12.55	12.82	14.17	13.37	14.01	14.12	13.93	14.11	13.58	
		Stride length (m)	6.42	6.09	6.16	6.10	6.32	6.16	6.41	6.29	6.19	6.13	6.22	
		Stride duration (s)	0.455	0.476	0.490	0.476	0.446	0.461	0.458	0.445	0.445	0.435	0.458	
		Stride efficiency (%)	64.49	57.97	59.26	58.12	62.37	59.34	64.12	61.77	59.92	58.81	60.51	
		Stride count	28.02	32.84	32.48	32.79	31.66	32.46	31.22	31.81	32.30	32.60	318.18	

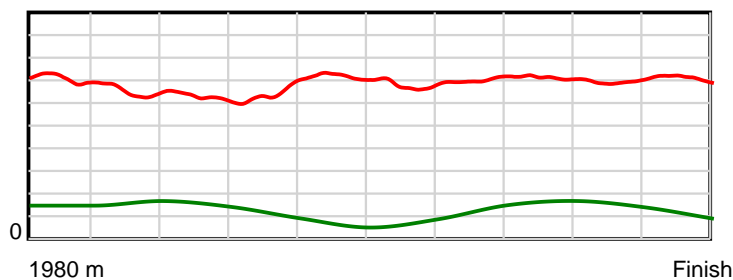
10 m Stride length



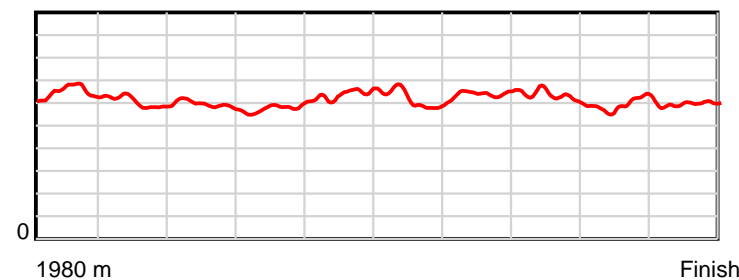
0.6 s Stride duration



20 m/sec Speed



100 % Stride efficiency



Note: Horizontal distance axis grid lines are 200m furlongs.

Disclaimer.

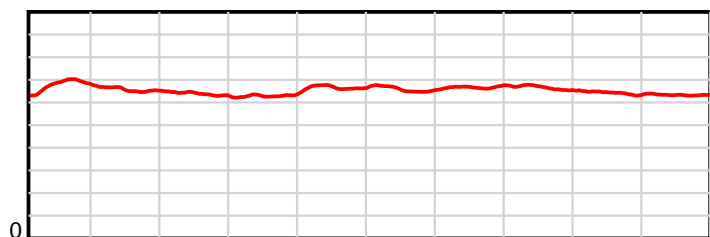
HRNZ and NZMTC and Thoroughbred Ratings Pty Ltd accepts no responsibility for the completeness or accuracy of any of the information contained herein, and makes no representations about its suitability for any particular purpose. Users should make their own judgements about those matters and/or seek independent advice. You assume all risks associated with use of the data provided on this page.

Race Results

January 28, 2022, Race 5, COCA-COLA SUMMER TROTTING FREE-FOR-ALL (MOBILE START), Distance 1980m, Addington - Survey 1980m

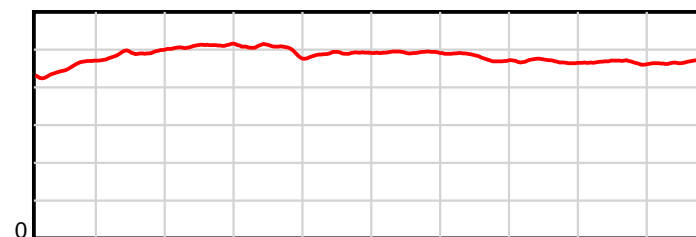
Result	TAB no.	Horse (Barrier)	1980 to	1800m to	1600m to	1400m to	1200m to	1000m to	800m to	600m to	400m to	200m to	Total or	Margin
3rd	4	The Dominator (4)	1800m	1600m	1400m	1200m	1000m	800m	600m	400m	200m	WP	Average	
		Position in running (margin)	-	2(0.3)	2(2.7)	2(1.9)	3(2.3)	3(1.9)	3(1.9)	3(2.1)	3(3.2)	3(5.7)		4.10
		Sectional time (s)	11.83	15.08	15.94	15.93	14.63	15.05	14.31	14.23	14.54	14.81		
		Cumulative time (s)	146.35	134.52	119.44	103.50	87.57	72.94	57.89	43.58	29.35	14.81	2:26.35	
		Speed (m/s)	15.21	13.26	12.55	12.55	13.67	13.29	13.98	14.05	13.76	13.50	13.53	
		Stride length (m)	6.84	6.50	6.40	6.30	6.70	6.54	6.70	6.59	6.41	6.36	6.53	
		Stride duration (s)	0.452	0.490	0.510	0.502	0.490	0.492	0.479	0.469	0.466	0.471	0.482	
		Stride efficiency (%)	73.15	66.04	64.01	61.98	70.18	66.91	70.15	67.77	64.27	63.18	66.58	
		Stride count	26.31	30.76	31.25	31.76	29.84	30.56	29.85	30.37	31.19	31.45	303.34	

10 m Stride length



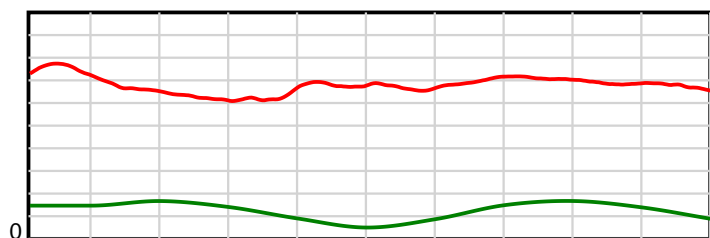
1980 m Finish

0.6 s Stride duration



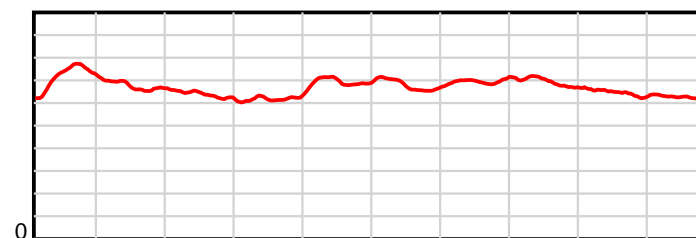
1980 m Finish

20 m/sec Speed



1980 m Finish

100 % Stride efficiency



1980 m Finish

Note: Horizontal distance axis grid lines are 200m furlongs.

Disclaimer.

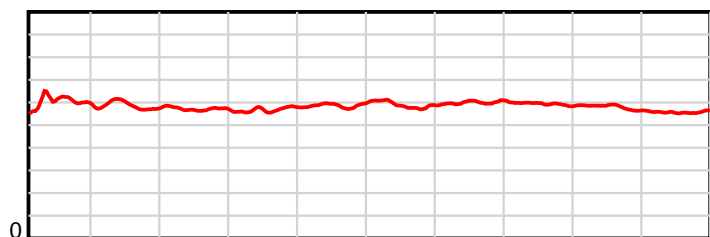
HRNZ and NZMTC and Thoroughbred Ratings Pty Ltd accepts no responsibility for the completeness or accuracy of any of the information contained herein, and makes no representations about its suitability for any particular purpose. Users should make their own judgements about those matters and/or seek independent advice. You assume all risks associated with use of the data provided on this page.

Race Results

January 28, 2022, Race 5, COCA-COLA SUMMER TROTTING FREE-FOR-ALL (MOBILE START), Distance 1980m, Addington - Survey 1980m

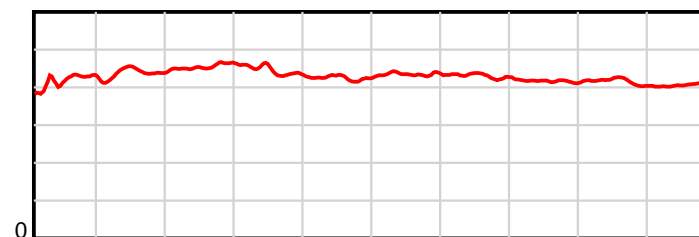
Result	TAB no.	Horse (Barrier)	1980 to	1800m to	1600m to	1400m to	1200m to	1000m to	800m to	600m to	400m to	200m to	Total or	Margin
4th	3	Majestic Chick (3)	1800m	1600m	1400m	1200m	1000m	800m	600m	400m	200m	WP	Average	
		Position in running (margin)	-	4(4.4)	4(6.7)	4(5.9)	4(4.7)	4(3.1)	4(3.4)	4(3.7)	4(5.0)	4(6.3)		4.30
		Sectional time (s)	12.52	15.06	15.97	15.65	14.44	15.10	14.33	14.25	14.36	14.71		
		Cumulative time (s)	146.39	133.87	118.81	102.84	87.19	72.75	57.65	43.32	29.07	14.71	2:26.39	
		Speed (m/s)	14.37	13.28	12.52	12.78	13.85	13.25	13.96	14.04	13.93	13.60	13.53	
		Stride length (m)	5.99	5.82	5.71	5.68	5.89	5.76	6.00	5.85	5.78	5.59	5.80	
		Stride duration (s)	0.418	0.438	0.456	0.445	0.425	0.435	0.430	0.417	0.415	0.411	0.429	
		Stride efficiency (%)	56.02	52.97	50.87	50.46	54.18	51.81	56.18	53.41	52.16	48.87	52.59	
		Stride count	30.06	34.35	35.05	35.19	33.97	34.73	33.36	34.21	34.62	35.76	341.30	

10 m Stride length



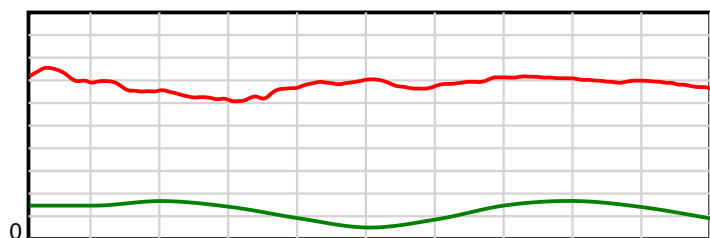
1980 m Finish

0.6 s Stride duration



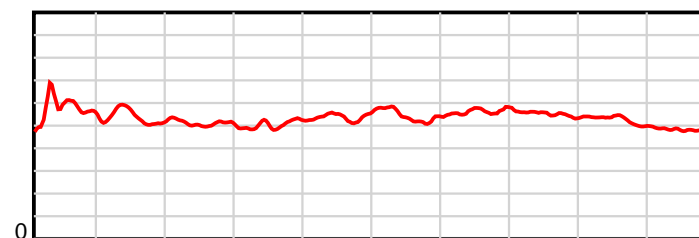
1980 m Finish

20 m/sec Speed



1980 m Finish

100 % Stride efficiency



1980 m Finish

Note: Horizontal distance axis grid lines are 200m furlongs.

Disclaimer.

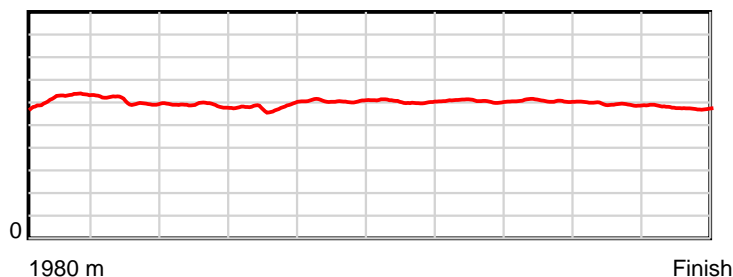
HRNZ and NZMTC and Thoroughbred Ratings Pty Ltd accepts no responsibility for the completeness or accuracy of any of the information contained herein, and makes no representations about its suitability for any particular purpose. Users should make their own judgements about those matters and/or seek independent advice. You assume all risks associated with use of the data provided on this page.

Race Results

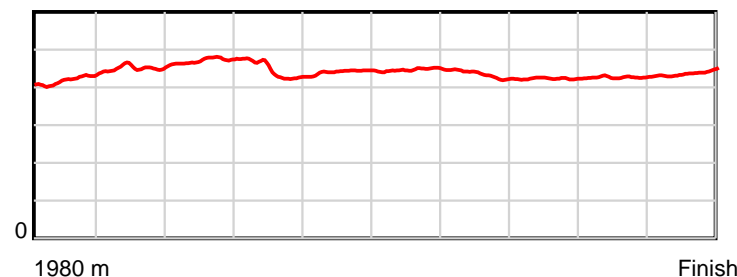
January 28, 2022, Race 5, COCA-COLA SUMMER TROTTING FREE-FOR-ALL (MOBILE START), Distance 1980m, Addington - Survey 1980m

Result	TAB no.	Horse (Barrier)	1980 to	1800m to	1600m to	1400m to	1200m to	1000m to	800m to	600m to	400m to	200m to	Total or	Margin
5th	2	Bitamuscle (2)	1800m	1600m	1400m	1200m	1000m	800m	600m	400m	200m	WP	Average	
		Position in running (margin)	-	3(2.5)	3(4.8)	3(4.2)	2(1.0)	2(1.1)	2(1.8)	2(1.6)	2(2.8)	2(4.9)		5.80
		Sectional time (s)	12.29	15.06	15.99	15.32	14.72	15.16	14.26	14.25	14.48	15.11		
		Cumulative time (s)	146.64	134.35	119.29	103.30	87.98	73.26	58.10	43.84	29.59	15.11	2:26.64	
		Speed (m/s)	14.64	13.28	12.51	13.05	13.59	13.19	14.03	14.04	13.81	13.24	13.50	
		Stride length (m)	6.22	5.99	5.89	5.83	5.99	5.89	6.08	5.94	5.90	5.80	5.95	
		Stride duration (s)	0.419	0.451	0.471	0.446	0.441	0.446	0.433	0.423	0.427	0.438	0.440	
		Stride efficiency (%)	60.46	56.10	54.16	53.04	56.12	54.24	57.79	55.13	54.33	52.52	55.27	
		Stride count	28.94	33.38	33.97	34.33	33.37	33.95	32.89	33.67	33.92	34.50	332.92	

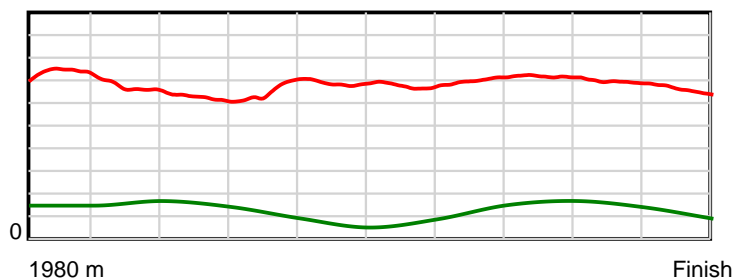
10 m Stride length



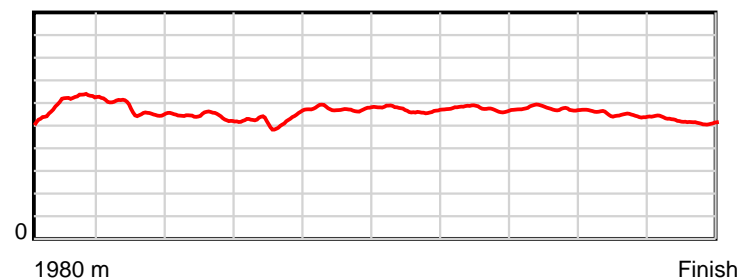
0.6 s Stride duration



20 m/sec Speed



100 % Stride efficiency



Note: Horizontal distance axis grid lines are 200m furlongs.

Disclaimer.

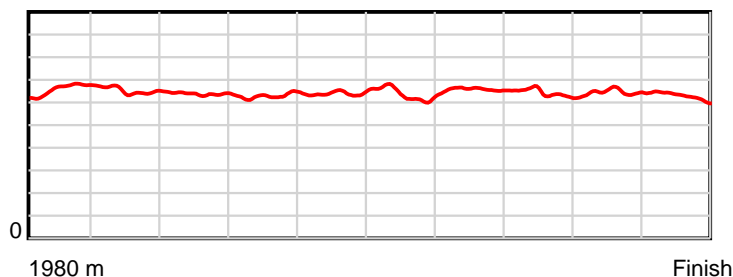
HRNZ and NZMTC and Thoroughbred Ratings Pty Ltd accepts no responsibility for the completeness or accuracy of any of the information contained herein, and makes no representations about its suitability for any particular purpose. Users should make their own judgements about those matters and/or seek independent advice. You assume all risks associated with use of the data provided on this page.

Race Results

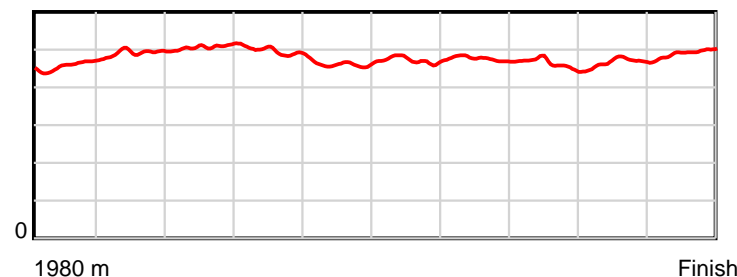
January 28, 2022, Race 5, COCA-COLA SUMMER TROTTING FREE-FOR-ALL (MOBILE START), Distance 1980m, Addington - Survey 1980m

Result	TAB no.	Horse (Barrier)	1980 to	1800m to	1600m to	1400m to	1200m to	1000m to	800m to	600m to	400m to	200m to	Total or	Margin
6th	1	Rachmaninov (1)	1800m	1600m	1400m	1200m	1000m	800m	600m	400m	200m	WP	Average	
		Position in running (margin)	-	5(5.4)	5(9.4)	5(9.0)	5(8.0)	6(6.1)	5(4.9)	6(5.6)	6(8.9)	6(12.8)		14.70
		Sectional time (s)	12.57	15.35	16.02	15.69	14.39	14.84	14.40	14.59	14.78	15.62		
		Cumulative time (s)	148.25	135.68	120.33	104.31	88.62	74.23	59.39	44.99	30.40	15.62	2:28.25	
		Speed (m/s)	14.32	13.03	12.48	12.75	13.90	13.48	13.89	13.71	13.53	12.80	13.36	
		Stride length (m)	6.60	6.41	6.34	6.32	6.40	6.36	6.60	6.34	6.31	6.32	6.40	
		Stride duration (s)	0.457	0.492	0.508	0.496	0.461	0.472	0.476	0.462	0.467	0.494	0.479	
		Stride efficiency (%)	68.07	64.19	62.76	62.48	64.09	63.19	68.16	62.71	62.29	62.44	63.95	
		Stride count	27.27	31.20	31.56	31.63	31.23	31.45	30.28	31.57	31.68	31.64	309.51	

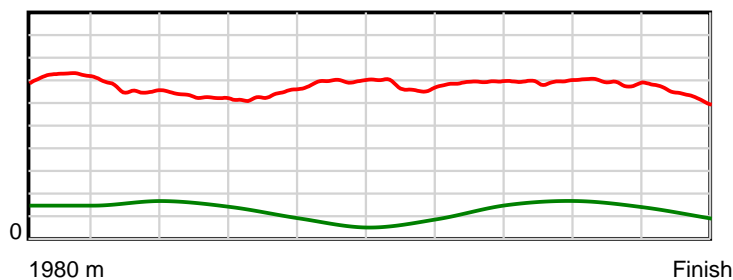
10 m Stride length



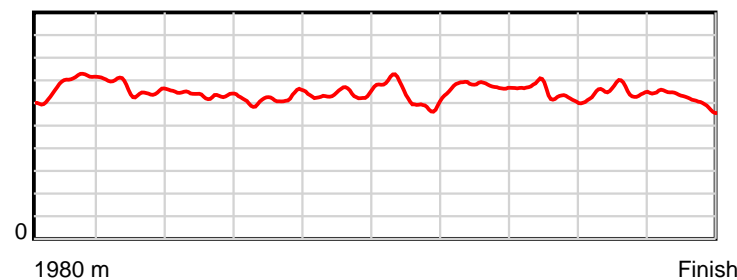
0.6 s Stride duration



20 m/sec Speed



100 % Stride efficiency



Note: Horizontal distance axis grid lines are 200m furlongs.

Disclaimer.

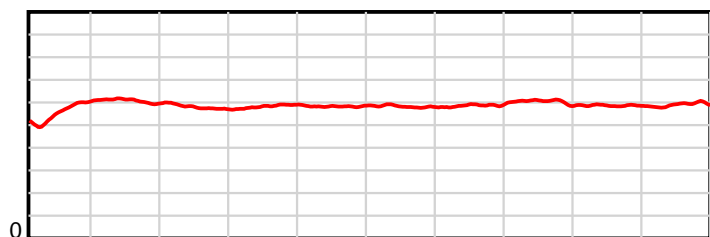
HRNZ and NZMTC and Thoroughbred Ratings Pty Ltd accepts no responsibility for the completeness or accuracy of any of the information contained herein, and makes no representations about its suitability for any particular purpose. Users should make their own judgements about those matters and/or seek independent advice. You assume all risks associated with use of the data provided on this page.

Race Results

January 28, 2022, Race 6, BOMBAY MOBILE TROT, Distance 1980m, Addington - Survey 1980m

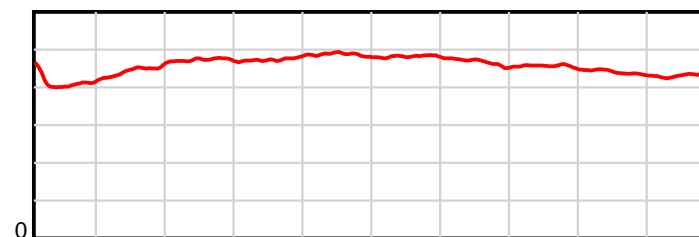
Result	TAB no.	Horse (Barrier)	1980 to	1800m to	1600m to	1400m to	1200m to	1000m to	800m to	600m to	400m to	200m to	Total or	Margin
1st	1	Heavenly Strin... (1)	1800m	1600m	1400m	1200m	1000m	800m	600m	400m	200m	WP	Average	
		Position in running (margin)	-	1(0.0)	1(0.0)	1(0.0)	1(0.0)	1(0.0)	1(0.0)	1(0.0)	1(0.0)	1(0.0)		0.00
		Sectional time (s)	13.08	14.85	16.34	16.38	16.66	16.76	15.89	15.24	14.91	14.56		
		Cumulative time (s)	154.67	141.59	126.74	110.40	94.02	77.36	60.60	44.71	29.47	14.56	2:34.67	
		Speed (m/s)	13.77	13.47	12.24	12.21	12.00	11.93	12.59	13.12	13.41	13.74	12.80	
		Stride length (m)	5.60	6.01	5.79	5.80	5.84	5.75	5.87	5.98	5.90	5.94	5.85	
		Stride duration (s)	0.411	0.446	0.473	0.475	0.487	0.482	0.466	0.455	0.440	0.433	0.457	
		Stride efficiency (%)	49.02	56.38	52.32	52.50	53.38	51.71	53.85	55.83	54.37	55.18	53.43	
		Stride count	32.14	33.30	34.57	34.50	34.22	34.77	34.07	33.46	33.91	33.66	338.60	

10 m Stride length



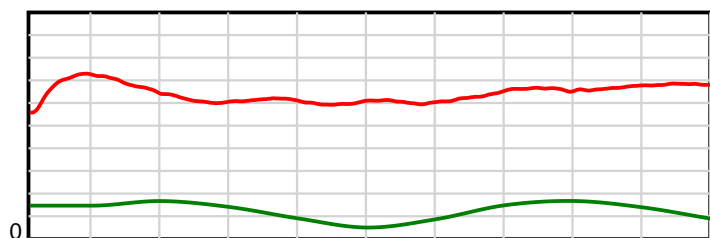
1980 m Finish

0.6 s Stride duration



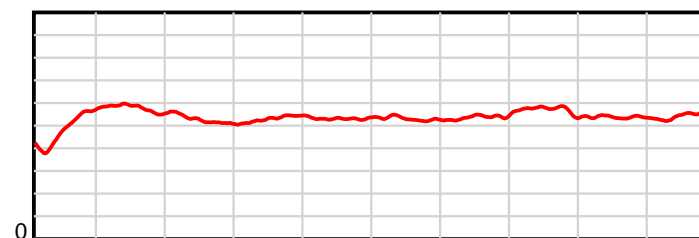
1980 m Finish

20 m/sec Speed



1980 m Finish

100 % Stride efficiency



1980 m Finish

Note: Horizontal distance axis grid lines are 200m furlongs.

Disclaimer.

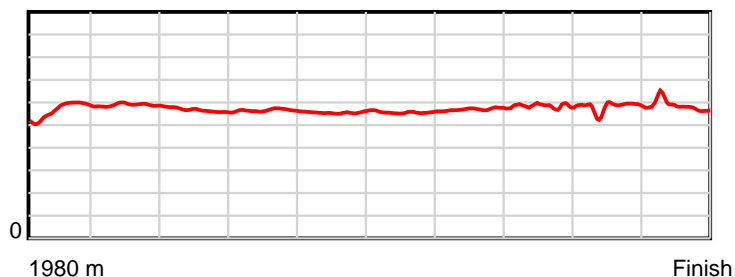
HRNZ and NZMTC and Thoroughbred Ratings Pty Ltd accepts no responsibility for the completeness or accuracy of any of the information contained herein, and makes no representations about its suitability for any particular purpose. Users should make their own judgements about those matters and/or seek independent advice. You assume all risks associated with use of the data provided on this page.

Race Results

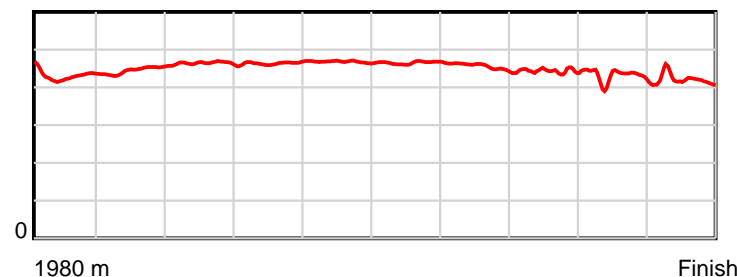
January 28, 2022, Race 6, BOMBAY MOBILE TROT, Distance 1980m, Addington - Survey 1980m

Result	TAB no.	Horse (Barrier)	1980 to	1800m to	1600m to	1400m to	1200m to	1000m to	800m to	600m to	400m to	200m to	Total or	Margin
2nd	2	Meghan (2)	1800m	1600m	1400m	1200m	1000m	800m	600m	400m	200m	WP	Average	
		Position in running (margin)	-	3(1.3)	2(3.0)	2(2.3)	2(1.8)	2(2.2)	2(2.5)	3(1.9)	3(1.6)	2(1.1)		0.04
		Sectional time (s)	13.45	15.12	16.22	16.30	16.72	16.82	15.79	15.19	14.83	14.27		
		Cumulative time (s)	154.71	141.26	126.14	109.92	93.62	76.90	60.08	44.29	29.10	14.27	2:34.71	
		Speed (m/s)	13.39	13.23	12.33	12.27	11.96	11.89	12.67	13.17	13.49	14.02	12.80	
		Stride length (m)	5.78	5.90	5.72	5.70	5.60	5.54	5.76	5.79	5.78	5.84	5.74	
		Stride duration (s)	0.428	0.446	0.464	0.464	0.468	0.465	0.455	0.440	0.429	0.416	0.448	
		Stride efficiency (%)	52.13	54.34	51.13	50.70	48.94	47.89	51.91	52.40	52.22	53.25	51.43	
		Stride count	31.16	33.91	34.97	35.11	35.74	36.13	34.70	34.54	34.60	34.26	345.12	

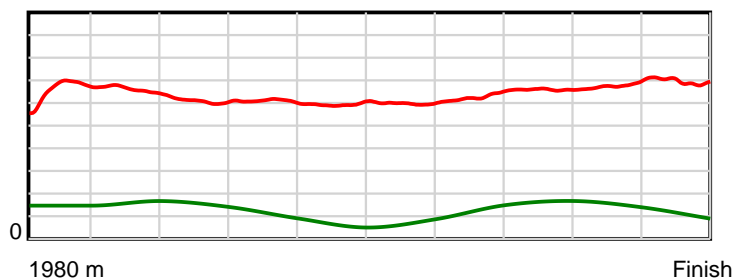
10 m Stride length



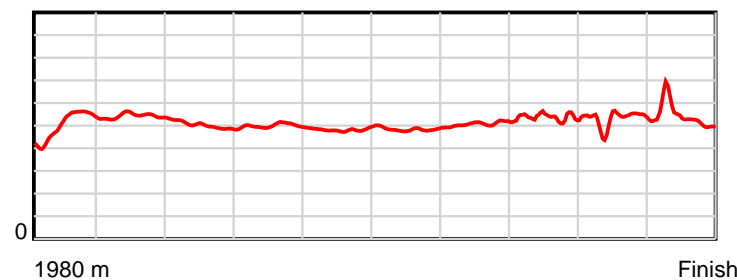
0.6 s Stride duration



20 m/sec Speed



100 % Stride efficiency



Note: Horizontal distance axis grid lines are 200m furlongs.

Disclaimer.

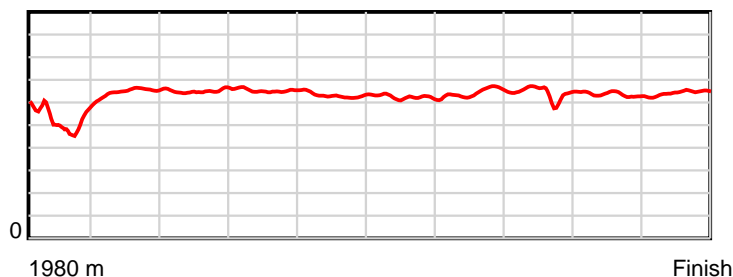
HRNZ and NZMTC and Thoroughbred Ratings Pty Ltd accepts no responsibility for the completeness or accuracy of any of the information contained herein, and makes no representations about its suitability for any particular purpose. Users should make their own judgements about those matters and/or seek independent advice. You assume all risks associated with use of the data provided on this page.

Race Results

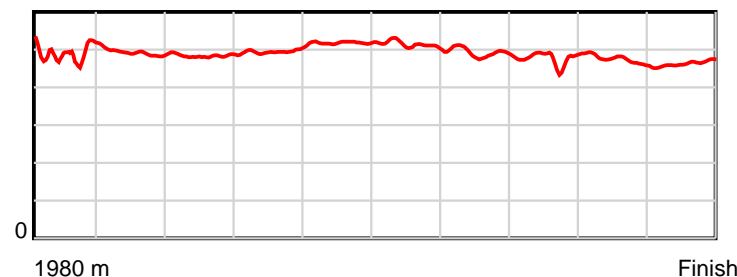
January 28, 2022, Race 6, BOMBAY MOBILE TROT, Distance 1980m, Addington - Survey 1980m

Result	TAB no.	Horse (Barrier)	1980 to	1800m to	1600m to	1400m to	1200m to	1000m to	800m to	600m to	400m to	200m to	Total or	Margin
3rd	6	Oh Nova Love (6)	1800m	1600m	1400m	1200m	1000m	800m	600m	400m	200m	WP	Average	
		Position in running (margin)	-	5(21.1)	5(24.4)	5(16.0)	5(9.4)	5(8.2)	5(8.1)	5(4.5)	5(3.2)	6(3.9)		2.40
		Sectional time (s)	16.39	15.40	14.93	15.29	16.46	16.73	15.30	15.03	15.02	14.55		
		Cumulative time (s)	155.10	138.71	123.31	108.38	93.09	76.63	59.90	44.60	29.57	14.55	2:35.10	
		Speed (m/s)	10.99	12.99	13.40	13.08	12.15	11.95	13.07	13.31	13.32	13.75	12.77	
		Stride length (m)	4.99	6.38	6.47	6.49	6.30	6.12	6.44	6.33	6.29	6.38	6.20	
		Stride duration (s)	0.462	0.491	0.483	0.496	0.519	0.512	0.493	0.476	0.473	0.464	0.486	
		Stride efficiency (%)	38.94	63.56	65.40	65.76	62.09	58.56	64.88	62.70	61.84	63.69	60.09	
		Stride count	36.06	31.36	30.91	30.83	31.73	32.67	31.04	31.57	31.79	31.33	319.29	

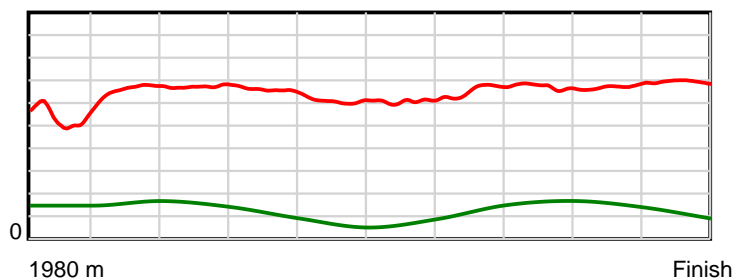
10 m Stride length



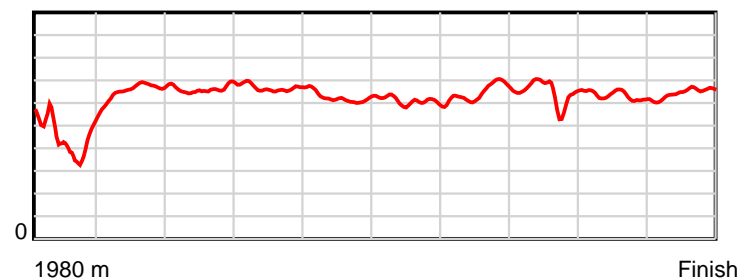
0.6 s Stride duration



20 m/sec Speed



100 % Stride efficiency



Note: Horizontal distance axis grid lines are 200m furlongs.

Disclaimer.

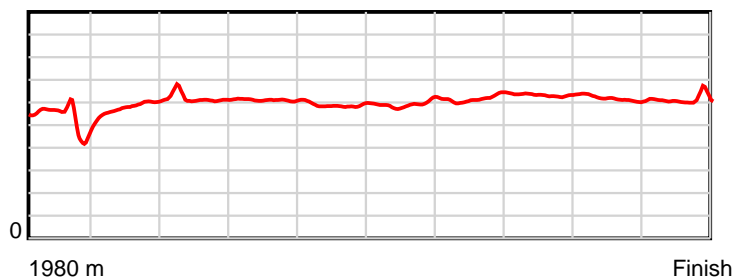
HRNZ and NZMTC and Thoroughbred Ratings Pty Ltd accepts no responsibility for the completeness or accuracy of any of the information contained herein, and makes no representations about its suitability for any particular purpose. Users should make their own judgements about those matters and/or seek independent advice. You assume all risks associated with use of the data provided on this page.

Race Results

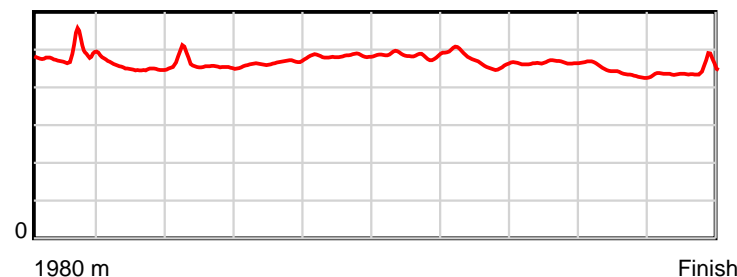
January 28, 2022, Race 6, BOMBAY MOBILE TROT, Distance 1980m, Addington - Survey 1980m

Result	TAB no.	Horse (Barrier)	1980 to	1800m to	1600m to	1400m to	1200m to	1000m to	800m to	600m to	400m to	200m to	Total or	Margin
4th	5	Sunny Louis (5)	1800m	1600m	1400m	1200m	1000m	800m	600m	400m	200m	WP	Average	
		Position in running (margin)	-	6(21.7)	6(27.1)	6(18.6)	6(12.0)	6(10.6)	6(10.0)	6(5.9)	6(5.0)	4(3.6)		3.00
		Sectional time (s)	16.76	15.75	14.92	15.27	16.43	16.65	15.22	15.09	14.68	14.43		
		Cumulative time (s)	155.20	138.44	122.69	107.77	92.50	76.07	59.42	44.20	29.11	14.43	2:35.20	
		Speed (m/s)	10.74	12.70	13.40	13.10	12.17	12.01	13.14	13.25	13.62	13.86	12.76	
		Stride length (m)	5.29	5.75	6.17	6.09	5.88	5.83	6.20	6.17	6.01	6.13	5.95	
		Stride duration (s)	0.486	0.453	0.460	0.465	0.483	0.486	0.472	0.465	0.441	0.442	0.466	
		Stride efficiency (%)	43.73	51.72	59.44	58.02	54.03	53.19	60.06	59.44	56.41	58.69	55.27	
		Stride count	34.03	34.76	32.43	32.82	34.01	34.28	32.26	32.43	33.29	32.63	332.94	

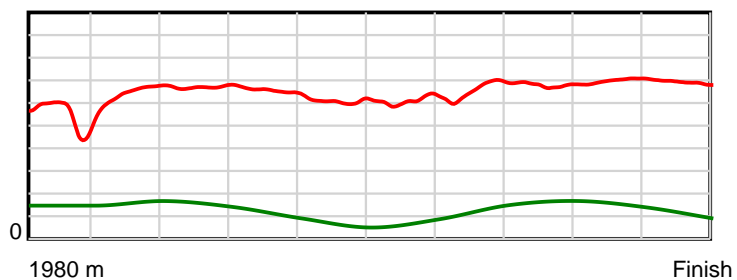
10 m Stride length



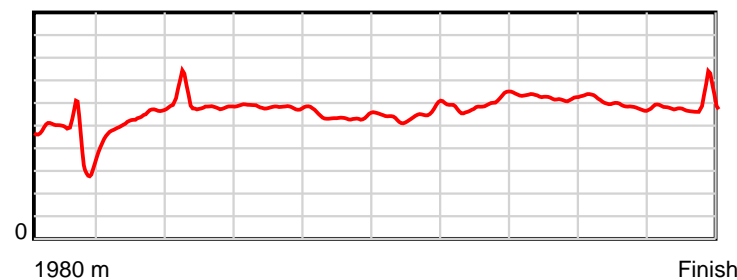
0.6 s Stride duration



20 m/sec Speed



100 % Stride efficiency



Note: Horizontal distance axis grid lines are 200m furlongs.

Disclaimer.

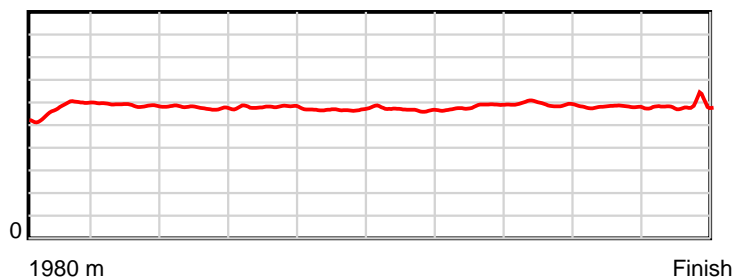
HRNZ and NZMTC and Thoroughbred Ratings Pty Ltd accepts no responsibility for the completeness or accuracy of any of the information contained herein, and makes no representations about its suitability for any particular purpose. Users should make their own judgements about those matters and/or seek independent advice. You assume all risks associated with use of the data provided on this page.

Race Results

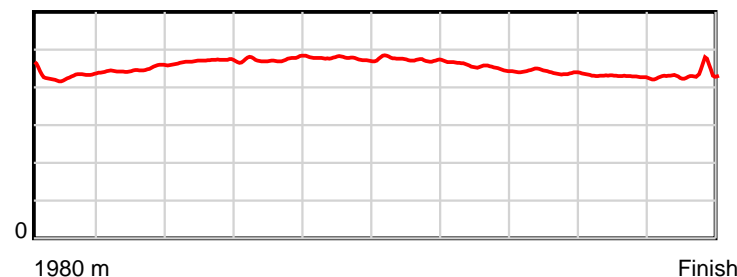
January 28, 2022, Race 6, BOMBAY MOBILE TROT, Distance 1980m, Addington - Survey 1980m

Result	TAB no.	Horse (Barrier)	1980 to	1800m to	1600m to	1400m to	1200m to	1000m to	800m to	600m to	400m to	200m to	Total or	Margin
5th	3	Blithe (3)	1800m	1600m	1400m	1200m	1000m	800m	600m	400m	200m	WP	Average	
		Position in running (margin)	-	2(1.3)	3(5.0)	3(4.3)	3(4.1)	3(4.2)	3(3.9)	2(1.8)	2(1.2)	3(1.2)		3.00
		Sectional time (s)	13.29	15.46	16.23	16.34	16.66	16.72	15.55	15.14	14.91	14.90		
		Cumulative time (s)	155.20	141.91	126.45	110.22	93.88	77.22	60.50	44.95	29.81	14.90	2:35.20	
		Speed (m/s)	13.55	12.94	12.32	12.24	12.00	11.96	12.86	13.21	13.41	13.42	12.76	
		Stride length (m)	5.76	5.79	5.78	5.81	5.72	5.67	5.85	5.82	5.75	5.82	5.78	
		Stride duration (s)	0.428	0.448	0.469	0.474	0.476	0.474	0.455	0.440	0.429	0.434	0.453	
		Stride efficiency (%)	51.93	52.47	52.29	52.71	51.11	50.32	53.51	52.88	51.71	52.97	52.18	
		Stride count	31.22	34.51	34.57	34.44	34.97	35.24	34.18	34.38	34.77	34.35	342.63	

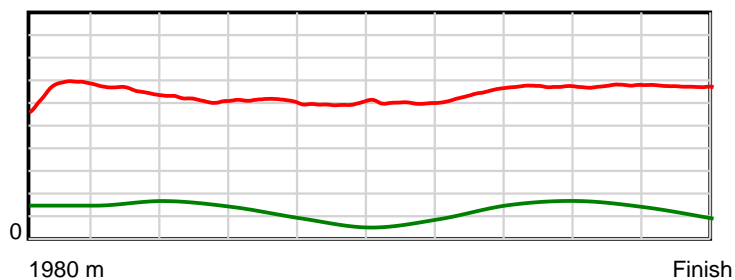
10 m Stride length



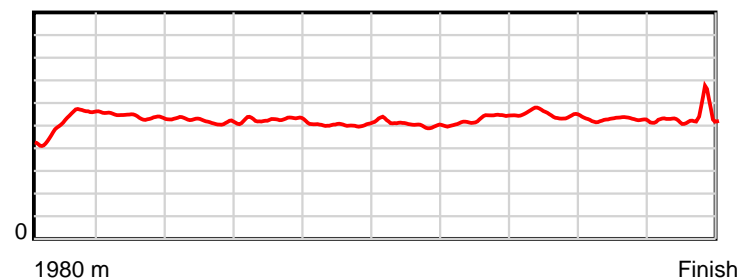
0.6 s Stride duration



20 m/sec Speed



100 % Stride efficiency



Note: Horizontal distance axis grid lines are 200m furlongs.

Disclaimer.

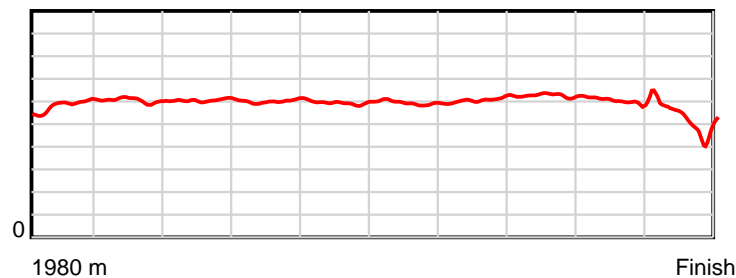
HRNZ and NZMTC and Thoroughbred Ratings Pty Ltd accepts no responsibility for the completeness or accuracy of any of the information contained herein, and makes no representations about its suitability for any particular purpose. Users should make their own judgements about those matters and/or seek independent advice. You assume all risks associated with use of the data provided on this page.

Race Results

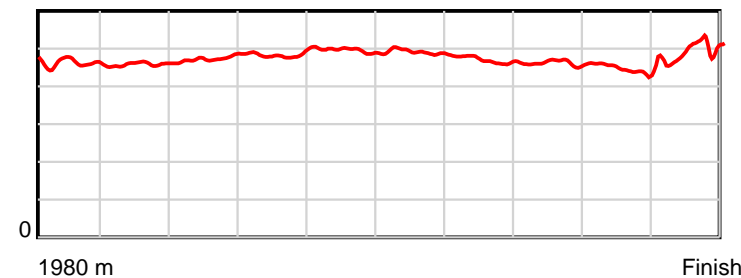
January 28, 2022, Race 6, BOMBAY MOBILE TROT, Distance 1980m, Addington - Survey 1980m

Result	TAB no.	Horse (Barrier)	1980 to	1800m to	1600m to	1400m to	1200m to	1000m to	800m to	600m to	400m to	200m to	Total or	Margin
6th	4	Soaring (4)	1800m	1600m	1400m	1200m	1000m	800m	600m	400m	200m	WP	Average	
		Position in running (margin)	-	4(8.2)	4(11.3)	4(7.4)	4(6.1)	4(6.2)	4(6.3)	4(3.6)	4(3.1)	5(3.8)		28.40
		Sectional time (s)	14.38	15.37	15.68	16.15	16.67	16.78	15.45	15.15	15.03	19.11		
		Cumulative time (s)	159.77	145.39	130.02	114.34	98.19	81.52	64.74	49.29	34.14	19.11	2:39.77	
		Speed (m/s)	12.52	13.01	12.76	12.38	12.00	11.92	12.94	13.20	13.31	10.47	12.39	
		Stride length (m)	5.83	5.96	6.04	6.00	5.95	5.86	6.08	6.09	5.92	5.19	5.88	
		Stride duration (s)	0.461	0.458	0.473	0.484	0.496	0.491	0.470	0.462	0.445	0.496	0.474	
		Stride efficiency (%)	53.17	55.54	56.93	56.18	55.24	53.58	57.77	58.05	54.78	42.07	54.03	
		Stride count	30.86	33.55	33.14	33.36	33.64	34.16	32.89	32.81	33.78	38.55	336.74	

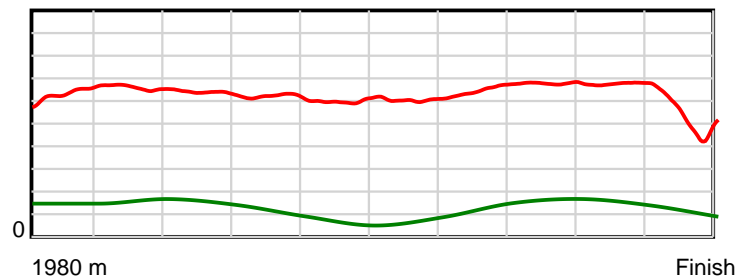
10 m Stride length



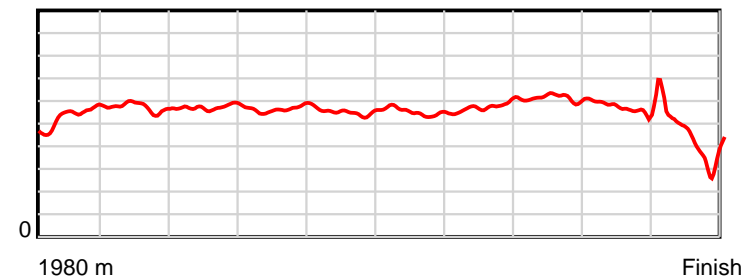
0.6 s Stride duration



20 m/sec Speed



100 % Stride efficiency



Note: Horizontal distance axis grid lines are 200m furlongs.

Disclaimer.

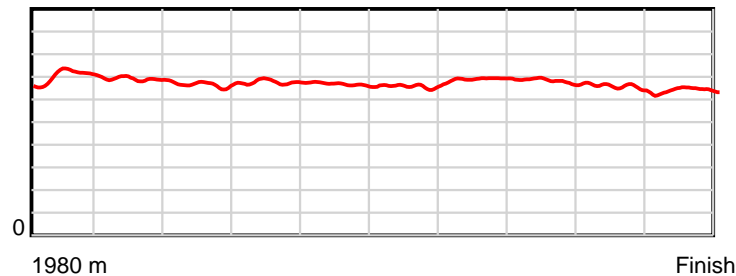
HRNZ and NZMTC and Thoroughbred Ratings Pty Ltd accepts no responsibility for the completeness or accuracy of any of the information contained herein, and makes no representations about its suitability for any particular purpose. Users should make their own judgements about those matters and/or seek independent advice. You assume all risks associated with use of the data provided on this page.

Race Results

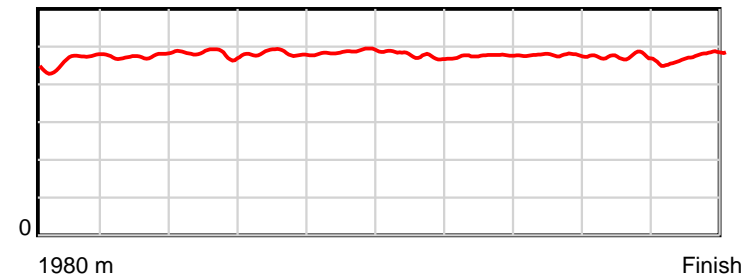
January 28, 2022, Race 7, GARRARDS PREMIER MARES CHAMPIONSHIP (MOBILE PACE), Distance 1980m, Addington - Survey 1980m

Result	TAB no.	Horse (Barrier)	1980 to	1800m to	1600m to	1400m to	1200m to	1000m to	800m to	600m to	400m to	200m to	Total or	Margin
1st	7	Need You Now (7)	1800m	1600m	1400m	1200m	1000m	800m	600m	400m	200m	WP	Average	
		Position in running (margin)	-	6(3.5)	8(11.4)	9(9.2)	4(2.2)	2(1.5)	4(2.1)	5(2.2)	2(2.3)	3(1.6)		0.00
		Sectional time (s)	11.73	14.16	14.70	14.23	14.92	14.57	13.81	14.23	14.47	14.81		
		Cumulative time (s)	141.63	129.90	115.74	101.04	86.81	71.89	57.32	43.51	29.28	14.81	2:21.63	
		Speed (m/s)	15.35	14.12	13.61	14.05	13.40	13.73	14.48	14.05	13.82	13.50	13.98	
		Stride length (m)	7.10	6.71	6.55	6.78	6.53	6.53	6.90	6.71	6.50	6.40	6.66	
		Stride duration (s)	0.463	0.475	0.482	0.482	0.487	0.476	0.476	0.478	0.471	0.474	0.477	
		Stride efficiency (%)	78.85	70.31	67.09	71.76	66.61	66.60	74.37	70.45	66.06	64.09	69.35	
		Stride count	25.34	29.82	30.52	29.51	30.63	30.63	28.99	29.79	30.76	31.23	297.22	

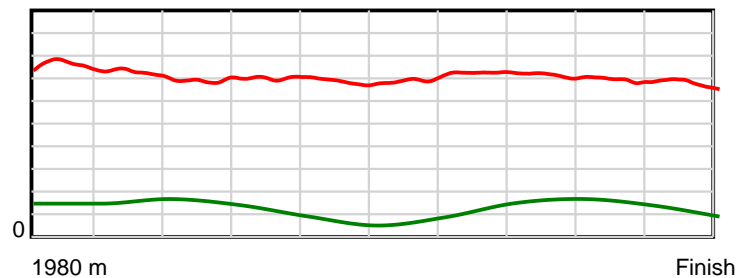
10 m Stride length



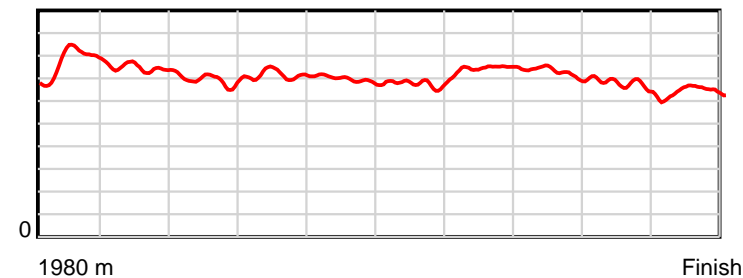
0.6 s Stride duration



20 m/sec Speed



100 % Stride efficiency



Note: Horizontal distance axis grid lines are 200m furlongs.

Disclaimer.

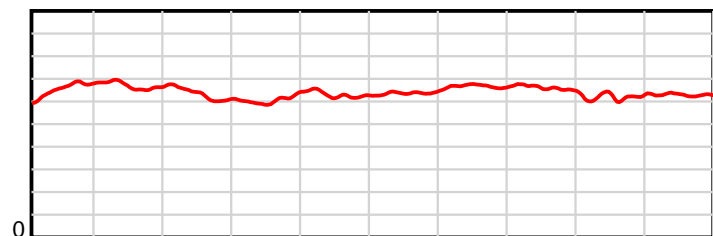
HRNZ and NZMTC and Thoroughbred Ratings Pty Ltd accepts no responsibility for the completeness or accuracy of any of the information contained herein, and makes no representations about its suitability for any particular purpose. Users should make their own judgements about those matters and/or seek independent advice. You assume all risks associated with use of the data provided on this page.

Race Results

January 28, 2022, Race 7, GARRARDS PREMIER MARES CHAMPIONSHIP (MOBILE PACE), Distance 1980m, Addington - Survey 1980m

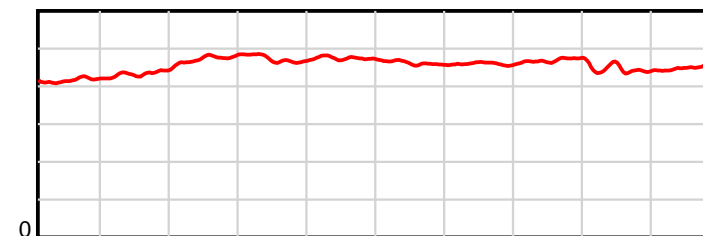
Result	TAB no.	Horse (Barrier)	1980 to	1800m to	1600m to	1400m to	1200m to	1000m to	800m to	600m to	400m to	200m to	Total or	Margin
2nd	10	Allamericanlov... (10)	1800m	1600m	1400m	1200m	1000m	800m	600m	400m	200m	WP	Average	
		Position in running (margin)	-	5(2.7)	3(3.6)	3(3.5)	6(3.7)	6(3.9)	7(3.8)	7(4.9)	5(4.3)			0.07
		Sectional time (s)	11.70	13.00	15.06	15.42	15.04	14.49	13.79	14.39	14.49	14.32		
		Cumulative time (s)	141.70	130.00	117.00	101.94	86.52	71.48	56.99	43.20	28.81	14.32	2:21.70	
		Speed (m/s)	15.39	15.38	13.28	12.97	13.30	13.80	14.50	13.90	13.80	13.97	13.97	
		Stride length (m)	6.68	6.68	6.30	6.13	6.31	6.36	6.66	6.54	6.12	6.34	6.40	
		Stride duration (s)	0.417	0.434	0.474	0.472	0.475	0.461	0.459	0.470	0.444	0.454	0.458	
		Stride efficiency (%)	69.71	69.76	61.99	58.65	62.23	63.30	69.41	66.76	58.56	62.73	64.06	
		Stride count	26.95	29.93	31.75	32.65	31.69	31.42	30.01	30.60	32.67	31.57	309.24	

10 m Stride length



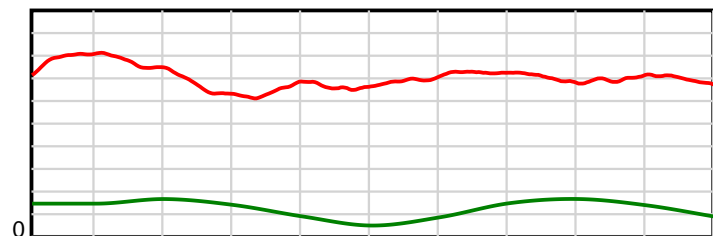
1980 m Finish

0.6 s Stride duration



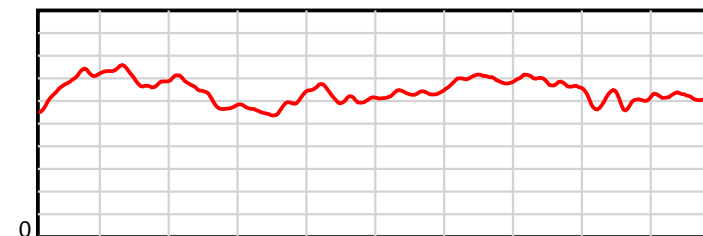
1980 m Finish

20 m/sec Speed



1980 m Finish

100 % Stride efficiency



1980 m Finish

Note: Horizontal distance axis grid lines are 200m furlongs.

Disclaimer.

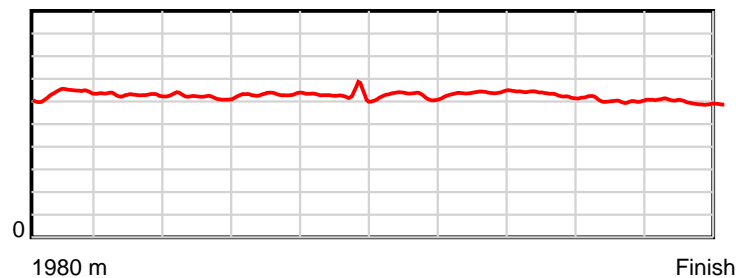
HRNZ and NZMTC and Thoroughbred Ratings Pty Ltd accepts no responsibility for the completeness or accuracy of any of the information contained herein, and makes no representations about its suitability for any particular purpose. Users should make their own judgements about those matters and/or seek independent advice. You assume all risks associated with use of the data provided on this page.

Race Results

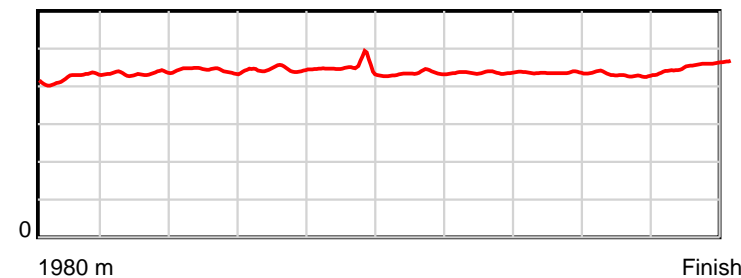
January 28, 2022, Race 7, GARRARDS PREMIER MARES CHAMPIONSHIP (MOBILE PACE), Distance 1980m, Addington - Survey 1980m

Result	TAB no.	Horse (Barrier)	1980 to	1800m to	1600m to	1400m to	1200m to	1000m to	800m to	600m to	400m to	200m to	Total or	Margin
3rd	8	Belle Of Monta... (8)	1800m	1600m	1400m	1200m	1000m	800m	600m	400m	200m	WP	Average	
		Position in running (margin)	-	7(5.1)	10(14.4)	10(11.3)	7(3.8)	2(1.1)	2(0.6)	3(2.3)	1(0.0)		1.90	
		Sectional time (s)	12.00	14.39	14.56	14.14	14.71	14.35	13.71	14.50	14.20	15.42		
		Cumulative time (s)	141.98	129.98	115.59	101.03	86.89	72.18	57.83	44.12	29.62	15.42	2:21.98	
		Speed (m/s)	15.00	13.90	13.74	14.14	13.60	13.94	14.59	13.79	14.08	12.97	13.95	
		Stride length (m)	6.36	6.04	6.09	6.29	6.07	6.06	6.37	6.01	6.07	5.92	6.12	
		Stride duration (s)	0.422	0.434	0.443	0.445	0.446	0.435	0.437	0.436	0.431	0.457	0.439	
		Stride efficiency (%)	63.13	56.93	57.87	61.87	57.56	57.38	63.46	56.44	57.50	54.80	58.55	
		Stride count	28.32	33.13	32.86	31.79	32.95	33.01	31.38	33.28	32.97	33.77	323.46	

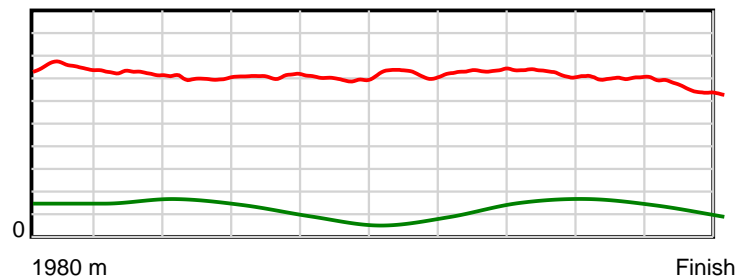
10 m Stride length



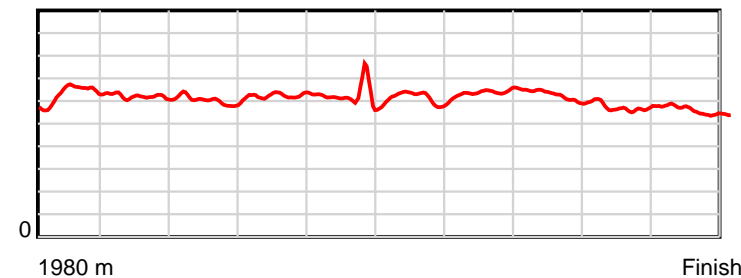
0.6 s Stride duration



20 m/sec Speed



100 % Stride efficiency



Note: Horizontal distance axis grid lines are 200m furlongs.

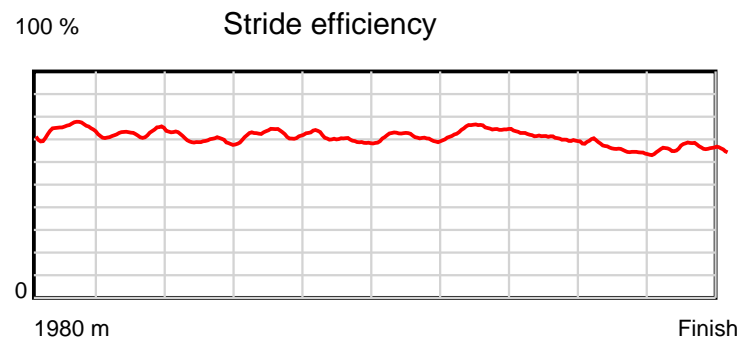
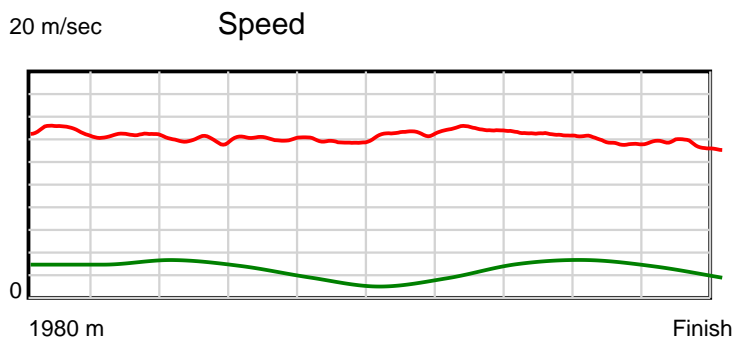
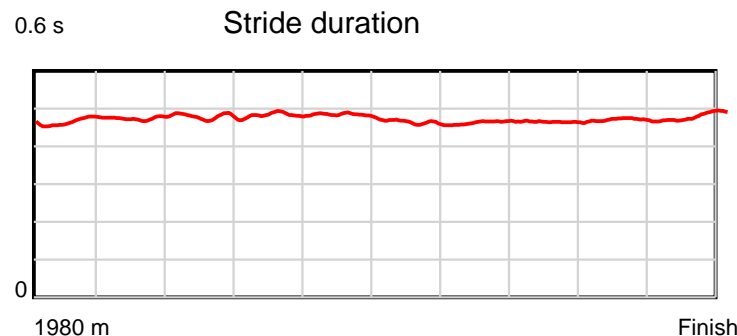
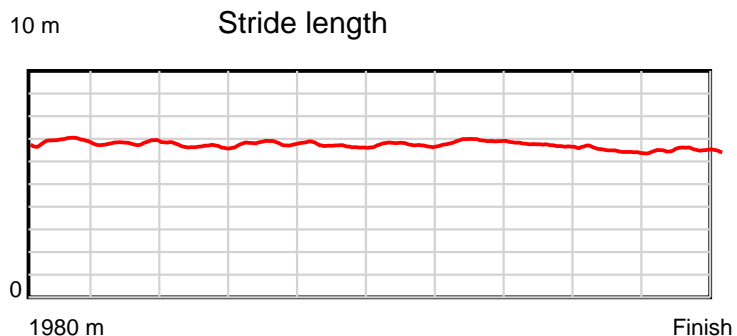
Disclaimer.

HRNZ and NZMTC and Thoroughbred Ratings Pty Ltd accepts no responsibility for the completeness or accuracy of any of the information contained herein, and makes no representations about its suitability for any particular purpose. Users should make their own judgements about those matters and/or seek independent advice. You assume all risks associated with use of the data provided on this page.

Race Results

January 28, 2022, Race 7, GARRARDS PREMIER MARES CHAMPIONSHIP (MOBILE PACE), Distance 1980m, Addington - Survey 1980m

Result	TAB no.	Horse (Barrier)	1980 to	1800m to	1600m to	1400m to	1200m to	1000m to	800m to	600m to	400m to	200m to	Total or	Margin
4th	9	Bettor Twist (9)	1800m	1600m	1400m	1200m	1000m	800m	600m	400m	200m	WP	Average	
		Position in running (margin)	-	9(6.2)	11(15.3)	11(12.9)	9(5.5)	7(4.7)	5(2.7)	3(1.4)	4(2.7)	4(3.5)		2.90
		Sectional time (s)	12.08	14.36	14.69	14.16	14.90	14.12	13.59	14.43	14.73	15.10		
		Cumulative time (s)	142.16	130.08	115.72	101.03	86.87	71.97	57.85	44.26	29.83	15.10	2:22.16	
		Speed (m/s)	14.90	13.93	13.61	14.12	13.42	14.16	14.72	13.86	13.58	13.25	13.93	
		Stride length (m)	6.87	6.61	6.52	6.83	6.48	6.55	6.83	6.45	6.39	6.38	6.58	
		Stride duration (s)	0.465	0.474	0.479	0.484	0.483	0.463	0.464	0.465	0.471	0.482	0.473	
		Stride efficiency (%)	73.65	68.20	66.39	72.92	65.69	67.10	72.80	64.92	63.80	63.65	67.71	
		Stride count	26.22	30.28	30.68	29.28	30.85	30.52	29.30	31.03	31.30	31.34	300.80	



Note: Horizontal distance axis grid lines are 200m furlongs.

Disclaimer.

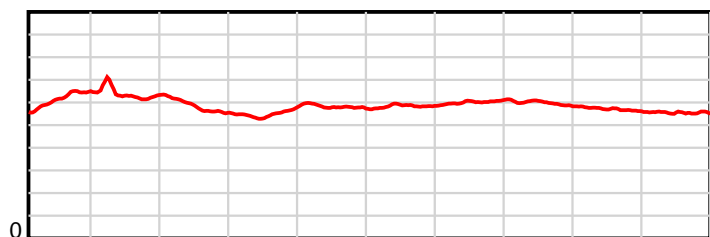
HRNZ and NZMTC and Thoroughbred Ratings Pty Ltd accepts no responsibility for the completeness or accuracy of any of the information contained herein, and makes no representations about its suitability for any particular purpose. Users should make their own judgements about those matters and/or seek independent advice. You assume all risks associated with use of the data provided on this page.

Race Results

January 28, 2022, Race 7, GARRARDS PREMIER MARES CHAMPIONSHIP (MOBILE PACE), Distance 1980m, Addington - Survey 1980m

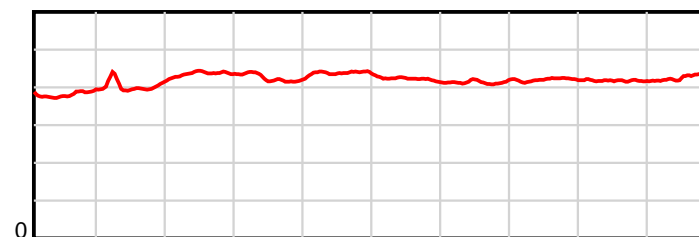
Result	TAB no.	Horse (Barrier)	1980 to	1800m to	1600m to	1400m to	1200m to	1000m to	800m to	600m to	400m to	200m to	Total or	Margin
5th	6	Bettor Talk Ar... (6)	1800m	1600m	1400m	1200m	1000m	800m	600m	400m	200m	WP	Average	
		Position in running (margin)	-	1(0.0)	1(0.0)	1(0.0)	1(0.0)	1(0.0)	1(0.0)	1(0.0)	1(0.0)	2(0.2)		3.00
		Sectional time (s)	11.19	12.85	15.08	15.39	15.04	14.46	13.80	14.21	14.62	15.53		
		Cumulative time (s)	142.17	130.98	118.13	103.05	87.66	72.62	58.16	44.36	30.15	15.53	2:22.17	
		Speed (m/s)	16.09	15.56	13.26	13.00	13.30	13.83	14.49	14.07	13.68	12.88	13.93	
		Stride length (m)	6.17	6.28	5.79	5.52	5.83	5.83	6.00	5.90	5.72	5.51	5.84	
		Stride duration (s)	0.382	0.403	0.437	0.425	0.438	0.421	0.414	0.420	0.418	0.428	0.420	
		Stride efficiency (%)	59.47	61.57	52.47	47.63	53.06	53.12	56.28	54.46	51.11	47.53	53.36	
		Stride count	29.18	31.86	34.51	36.23	34.32	34.30	33.33	33.88	34.97	36.27	338.85	

10 m Stride length



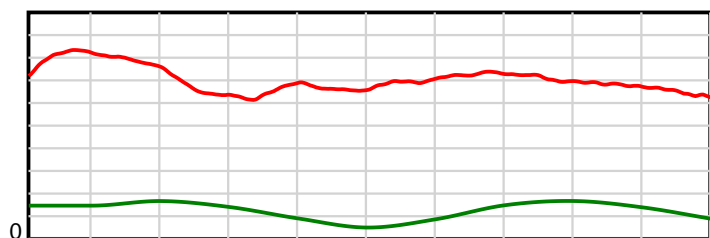
1980 m Finish

0.6 s Stride duration



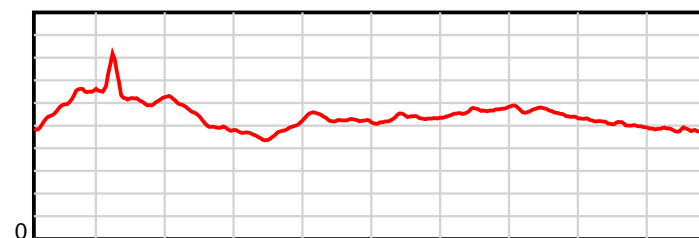
1980 m Finish

20 m/sec Speed



1980 m Finish

100 % Stride efficiency



1980 m Finish

Note: Horizontal distance axis grid lines are 200m furlongs.

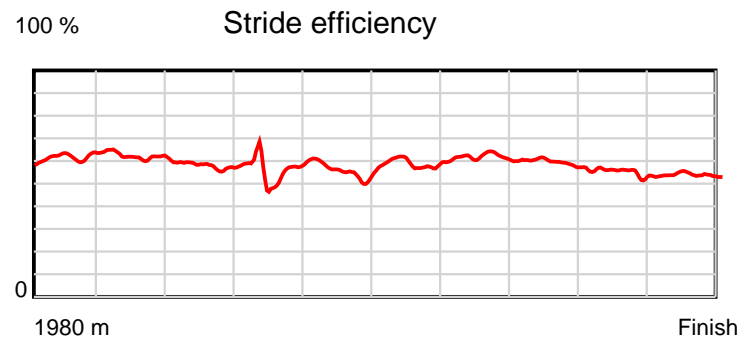
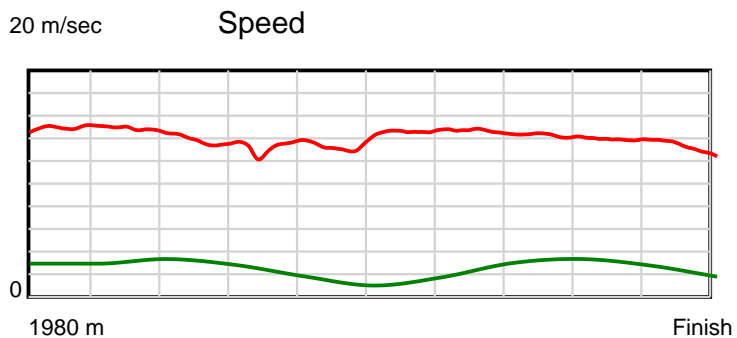
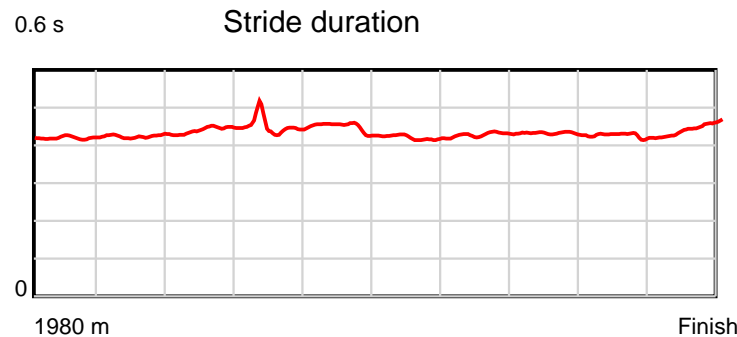
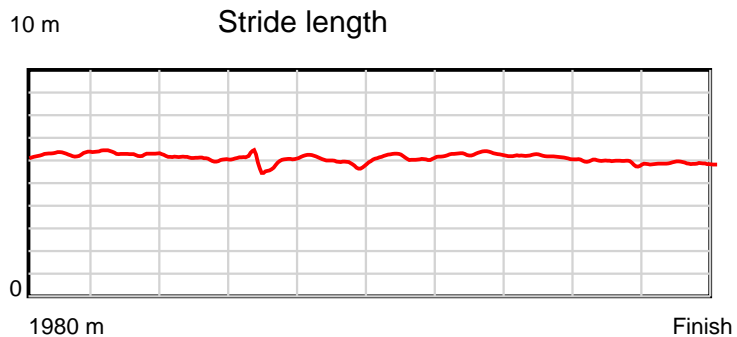
Disclaimer.

HRNZ and NZMTC and Thoroughbred Ratings Pty Ltd accepts no responsibility for the completeness or accuracy of any of the information contained herein, and makes no representations about its suitability for any particular purpose. Users should make their own judgements about those matters and/or seek independent advice. You assume all risks associated with use of the data provided on this page.

Race Results

January 28, 2022, Race 7, GARRARDS PREMIER MARES CHAMPIONSHIP (MOBILE PACE), Distance 1980m, Addington - Survey 1980m

Result	TAB no.	Horse (Barrier)	1980 to	1800m to	1600m to	1400m to	1200m to	1000m to	800m to	600m to	400m to	200m to	Total or	Margin
6th	12	Callie's Delig... (12)	1800m	1600m	1400m	1200m	1000m	800m	600m	400m	200m	WP	Average	
		Position in running (margin)	-	11(7.9)	9(12.0)	7(8.9)	11(7.3)	12(9.1)	11(6.8)	9(5.3)	9(6.5)	8(7.7)		7.80
		Sectional time (s)	12.40	13.53	14.55	15.12	15.34	14.07	13.55	14.41	14.80	15.27		
		Cumulative time (s)	143.04	130.64	117.11	102.56	87.44	72.10	58.03	44.48	30.07	15.27	2:23.04	
		Speed (m/s)	14.52	14.78	13.75	13.23	13.04	14.21	14.76	13.88	13.51	13.10	13.84	
		Stride length (m)	6.29	6.27	6.06	5.94	5.84	5.97	6.33	5.99	5.75	5.85	6.02	
		Stride duration (s)	0.420	0.424	0.440	0.449	0.448	0.420	0.429	0.432	0.426	0.447	0.435	
		Stride efficiency (%)	61.83	61.45	57.30	55.05	53.37	55.65	62.59	56.14	51.70	53.51	56.64	
		Stride count	28.62	31.89	33.03	33.70	34.22	33.51	31.60	33.37	34.77	34.18	328.89	



Note: Horizontal distance axis grid lines are 200m furlongs.

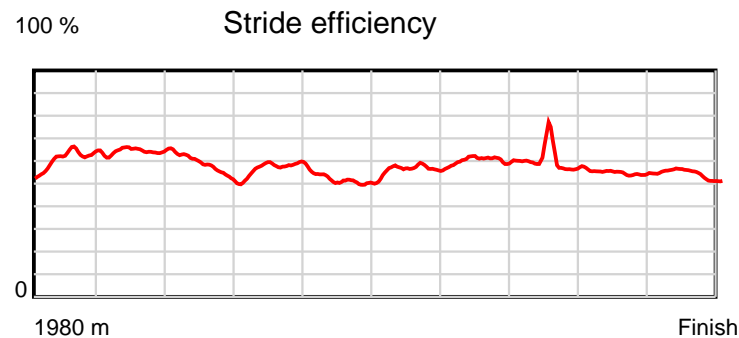
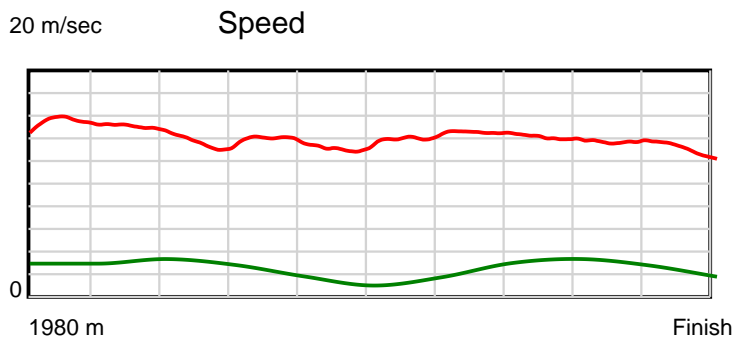
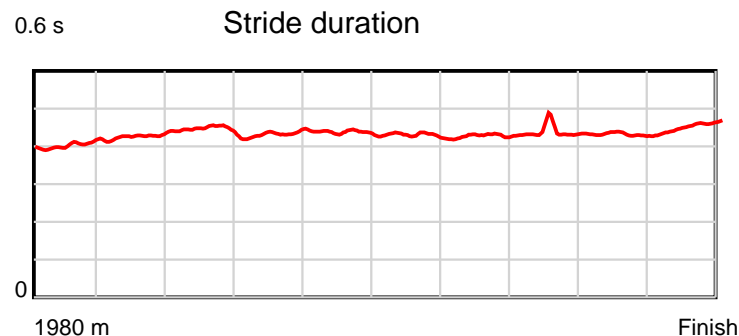
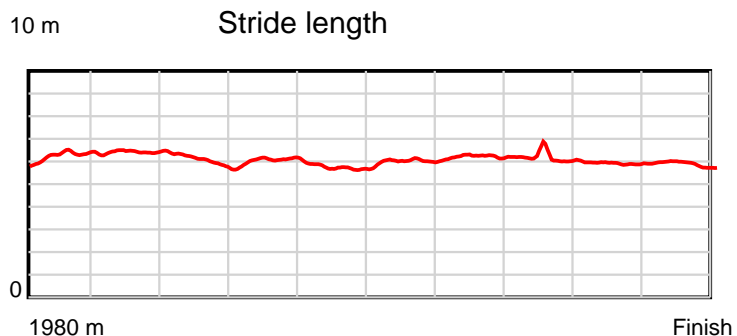
Disclaimer.

HRNZ and NZMTC and Thoroughbred Ratings Pty Ltd accepts no responsibility for the completeness or accuracy of any of the information contained herein, and makes no representations about its suitability for any particular purpose. Users should make their own judgements about those matters and/or seek independent advice. You assume all risks associated with use of the data provided on this page.

Race Results

January 28, 2022, Race 7, GARRARDS PREMIER MARES CHAMPIONSHIP (MOBILE PACE), Distance 1980m, Addington - Survey 1980m

Result	TAB no.	Horse (Barrier)	1980 to	1800m to	1600m to	1400m to	1200m to	1000m to	800m to	600m to	400m to	200m to	Total or	Margin
7th	3	Manhattan (3)	1800m	1600m	1400m	1200m	1000m	800m	600m	400m	200m	WP	Average	
		Position in running (margin)	-	4(2.5)	5(7.6)	6(6.8)	2(0.5)	5(3.2)	7(4.4)	8(4.2)	8(5.9)	7(7.3)		9.50
		Sectional time (s)	11.66	13.70	14.95	14.34	15.49	14.65	13.77	14.49	14.82	15.46		
		Cumulative time (s)	143.33	131.67	117.97	103.02	88.68	73.19	58.54	44.77	30.28	15.46	2:23.33	
		Speed (m/s)	15.44	14.60	13.38	13.95	12.91	13.65	14.52	13.80	13.50	12.94	13.81	
		Stride length (m)	6.28	6.21	5.96	6.04	5.64	5.87	6.21	6.02	5.82	5.89	5.98	
		Stride duration (s)	0.403	0.426	0.445	0.433	0.437	0.430	0.427	0.436	0.432	0.455	0.433	
		Stride efficiency (%)	61.58	60.34	55.49	56.94	49.65	53.83	60.23	56.60	52.98	54.15	55.96	
		Stride count	28.67	32.18	33.56	33.13	35.48	34.08	32.21	33.23	34.35	33.97	330.86	



Note: Horizontal distance axis grid lines are 200m furlongs.

Disclaimer.

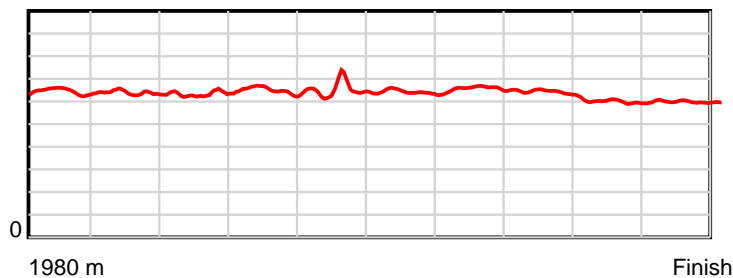
HRNZ and NZMTC and Thoroughbred Ratings Pty Ltd accepts no responsibility for the completeness or accuracy of any of the information contained herein, and makes no representations about its suitability for any particular purpose. Users should make their own judgements about those matters and/or seek independent advice. You assume all risks associated with use of the data provided on this page.

Race Results

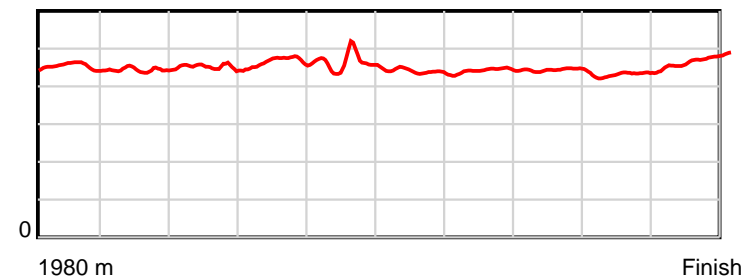
January 28, 2022, Race 7, GARRARDS PREMIER MARES CHAMPIONSHIP (MOBILE PACE), Distance 1980m, Addington - Survey 1980m

Result	TAB no.	Horse (Barrier)	1980 to	1800m to	1600m to	1400m to	1200m to	1000m to	800m to	600m to	400m to	200m to	Total or	Margin
8th	5	Folklore (5)	1800m	1600m	1400m	1200m	1000m	800m	600m	400m	200m	WP	Average	
		Position in running (margin)	-	12(9.8)	12(18.0)	12(14.7)	12(9.0)	10(6.3)	8(4.5)	6(3.4)	6(4.6)	6(6.5)		10.20
		Sectional time (s)	12.79	14.20	14.53	14.44	14.59	14.15	13.62	14.42	14.90	15.83		
		Cumulative time (s)	143.47	130.68	116.48	101.95	87.51	72.92	58.77	45.15	30.73	15.83	2:23.47	
		Speed (m/s)	14.08	14.08	13.76	13.85	13.71	14.13	14.68	13.87	13.42	12.63	13.80	
		Stride length (m)	6.43	6.23	6.19	6.42	6.32	6.20	6.51	6.12	5.82	5.96	6.21	
		Stride duration (s)	0.453	0.442	0.450	0.463	0.461	0.438	0.444	0.441	0.434	0.472	0.450	
		Stride efficiency (%)	64.54	60.60	59.81	64.34	62.39	60.00	66.28	58.59	53.01	55.59	60.28	
		Stride count	28.01	32.12	32.33	31.17	31.65	32.28	30.71	32.66	34.34	33.53	318.80	

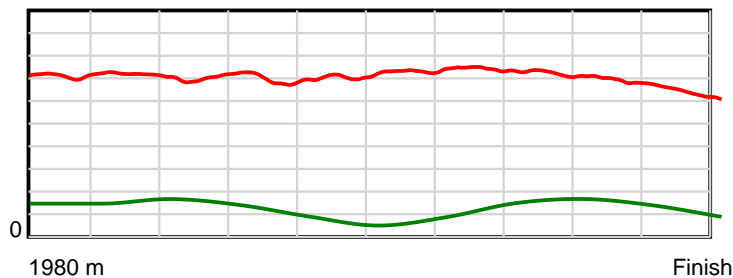
10 m Stride length



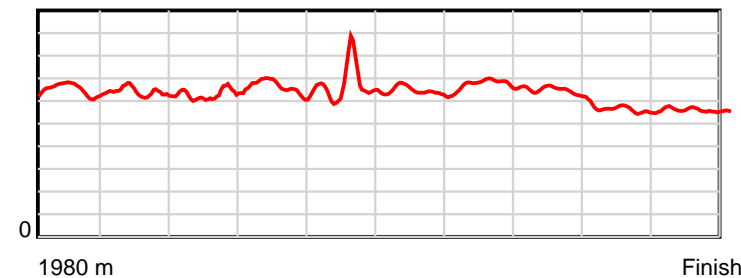
0.6 s Stride duration



20 m/sec Speed



100 % Stride efficiency



Note: Horizontal distance axis grid lines are 200m furlongs.

Disclaimer.

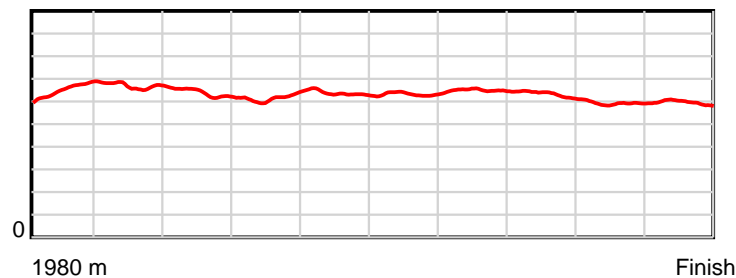
HRNZ and NZMTC and Thoroughbred Ratings Pty Ltd accepts no responsibility for the completeness or accuracy of any of the information contained herein, and makes no representations about its suitability for any particular purpose. Users should make their own judgements about those matters and/or seek independent advice. You assume all risks associated with use of the data provided on this page.

Race Results

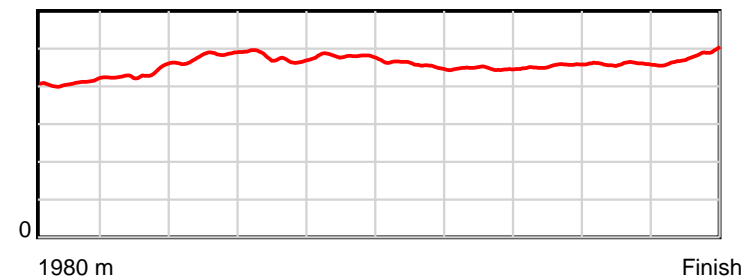
January 28, 2022, Race 7, GARRARDS PREMIER MARES CHAMPIONSHIP (MOBILE PACE), Distance 1980m, Addington - Survey 1980m

Result	TAB no.	Horse (Barrier)	1980 to	1800m to	1600m to	1400m to	1200m to	1000m to	800m to	600m to	400m to	200m to	Total or	Margin
9th	1	A Taste Of Hon... (1)	1800m	1600m	1400m	1200m	1000m	800m	600m	400m	200m	WP	Average	
		Position in running (margin)	-	2(0.8)	2(1.8)	2(1.6)	3(1.8)	4(1.8)	3(2.0)	4(2.0)	5(3.1)	10(8.8)		14.30
		Sectional time (s)	11.17	13.01	15.05	15.43	15.04	14.48	13.80	14.40	15.53	16.29		
		Cumulative time (s)	144.20	133.03	120.02	104.97	89.54	74.50	60.02	46.22	31.82	16.29	2:24.20	
		Speed (m/s)	16.12	15.37	13.29	12.96	13.30	13.81	14.49	13.89	12.88	12.28	13.73	
		Stride length (m)	6.57	6.68	6.37	6.18	6.39	6.31	6.48	6.30	5.92	5.88	6.29	
		Stride duration (s)	0.409	0.434	0.480	0.477	0.480	0.457	0.447	0.454	0.459	0.479	0.458	
		Stride efficiency (%)	67.40	69.68	63.50	59.64	63.78	62.16	65.62	62.04	54.72	53.97	61.92	
		Stride count	27.41	29.95	31.37	32.37	31.31	31.71	30.86	31.74	33.80	34.03	314.55	

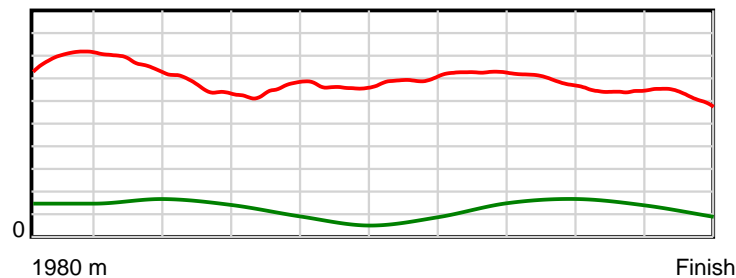
10 m Stride length



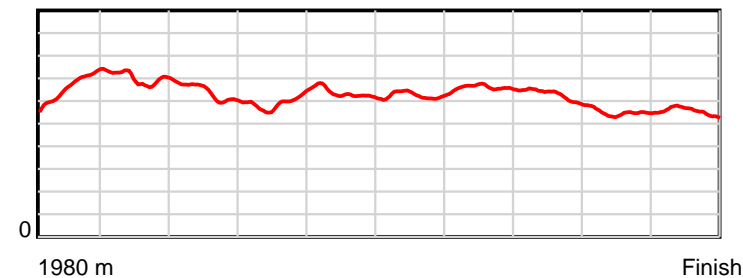
0.6 s Stride duration



20 m/sec Speed



100 % Stride efficiency



Note: Horizontal distance axis grid lines are 200m furlongs.

Disclaimer.

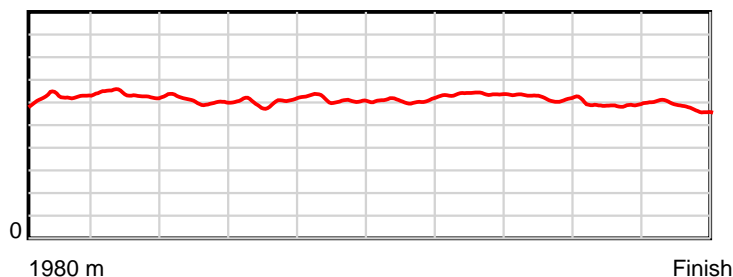
HRNZ and NZMTC and Thoroughbred Ratings Pty Ltd accepts no responsibility for the completeness or accuracy of any of the information contained herein, and makes no representations about its suitability for any particular purpose. Users should make their own judgements about those matters and/or seek independent advice. You assume all risks associated with use of the data provided on this page.

Race Results

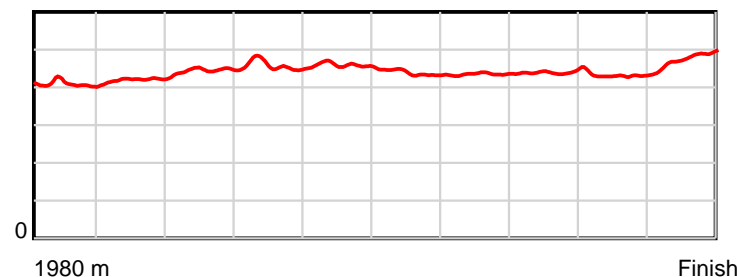
January 28, 2022, Race 7, GARRARDS PREMIER MARES CHAMPIONSHIP (MOBILE PACE), Distance 1980m, Addington - Survey 1980m

Result	TAB no.	Horse (Barrier)	1980 to	1800m to	1600m to	1400m to	1200m to	1000m to	800m to	600m to	400m to	200m to	Total or	Margin
10th	11	Lifes A Beach (11)	1800m	1600m	1400m	1200m	1000m	800m	600m	400m	200m	WP	Average	
		Position in running (margin)	-	10(6.4)	6(9.5)	5(6.2)	10(5.7)	8(5.0)	9(6.2)	10(6.3)	10(7.5)	9(7.9)		15.90
		Sectional time (s)	12.25	13.37	14.52	15.31	14.93	14.66	13.81	14.42	14.66	16.57		
		Cumulative time (s)	144.50	132.25	118.88	104.36	89.05	74.12	59.46	45.65	31.23	16.57	2:24.50	
		Speed (m/s)	14.70	14.96	13.77	13.06	13.40	13.64	14.48	13.87	13.64	12.07	13.70	
		Stride length (m)	6.26	6.28	6.13	5.99	6.15	5.98	6.30	6.11	5.88	5.77	6.08	
		Stride duration (s)	0.408	0.420	0.445	0.458	0.459	0.439	0.435	0.441	0.431	0.478	0.444	
		Stride efficiency (%)	61.33	61.60	58.74	55.98	59.11	55.97	61.95	58.36	53.95	52.10	57.74	
		Stride count	28.73	31.85	32.62	33.41	32.52	33.42	31.77	32.73	34.04	34.64	325.73	

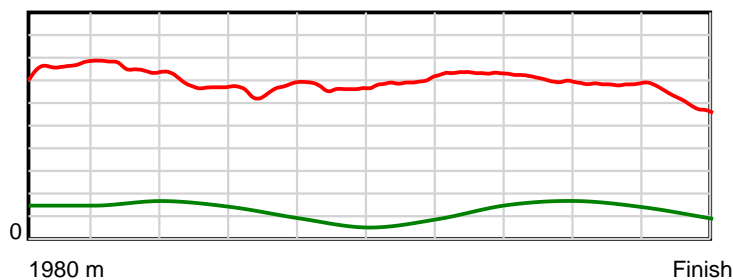
10 m Stride length



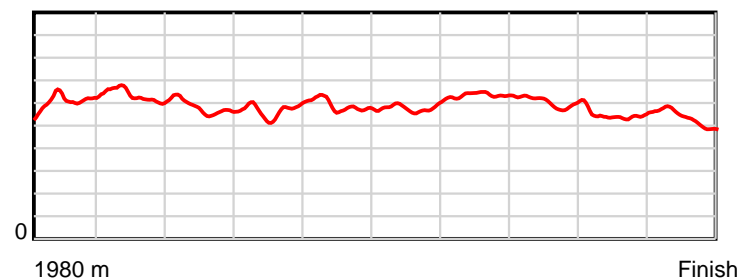
0.6 s Stride duration



20 m/sec Speed



100 % Stride efficiency



Note: Horizontal distance axis grid lines are 200m furlongs.

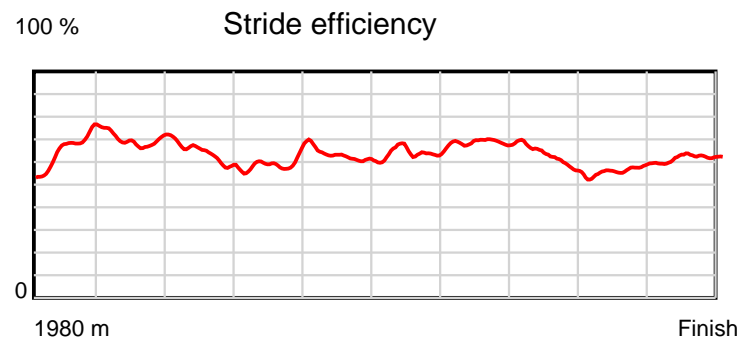
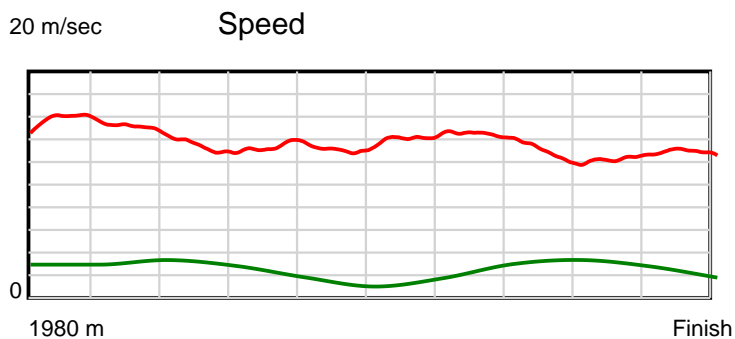
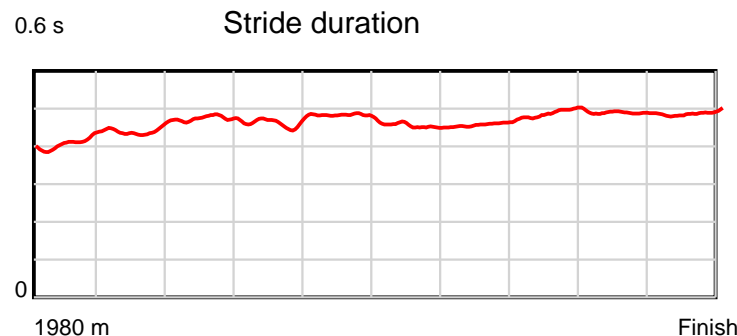
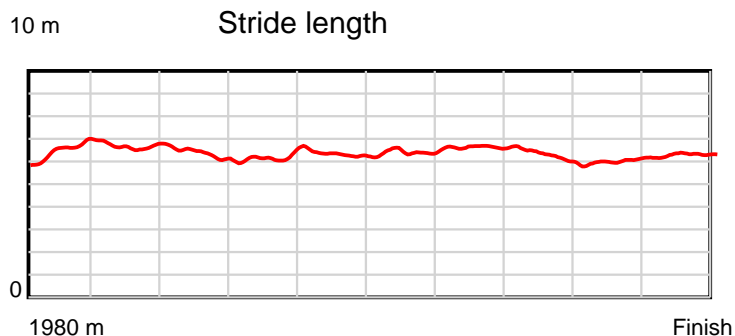
Disclaimer.

HRNZ and NZMTC and Thoroughbred Ratings Pty Ltd accepts no responsibility for the completeness or accuracy of any of the information contained herein, and makes no representations about its suitability for any particular purpose. Users should make their own judgements about those matters and/or seek independent advice. You assume all risks associated with use of the data provided on this page.

Race Results

January 28, 2022, Race 7, GARRARDS PREMIER MARES CHAMPIONSHIP (MOBILE PACE), Distance 1980m, Addington - Survey 1980m

Result	TAB no.	Horse (Barrier)	1980 to	1800m to	1600m to	1400m to	1200m to	1000m to	800m to	600m to	400m to	200m to	Total or	Margin
11th	4	Mabalene (4)	1800m	1600m	1400m	1200m	1000m	800m	600m	400m	200m	WP	Average	
		Position in running (margin)	-	3(1.0)	4(5.1)	4(4.9)	5(2.4)	9(5.6)	10(6.5)	11(7.1)	11(18.1)	11(31.3)		33.00
		Sectional time (s)	11.35	13.52	15.05	14.97	15.57	14.61	13.91	16.04	16.79	15.76		
		Cumulative time (s)	147.57	136.22	122.70	107.65	92.68	77.11	62.50	48.59	32.55	15.76	2:27.57	
		Speed (m/s)	15.86	14.79	13.29	13.36	12.85	13.69	14.38	12.47	11.91	12.69	13.42	
		Stride length (m)	6.49	6.54	6.30	6.19	6.19	6.22	6.60	6.10	5.82	6.21	6.26	
		Stride duration (s)	0.409	0.442	0.474	0.463	0.482	0.454	0.459	0.490	0.489	0.489	0.466	
		Stride efficiency (%)	65.92	66.80	62.06	59.82	59.88	60.37	67.98	58.24	52.93	60.18	61.14	
		Stride count	27.71	30.59	31.74	32.33	32.31	32.18	30.32	32.76	34.37	32.23	316.54	



Note: Horizontal distance axis grid lines are 200m furlongs.

Disclaimer.

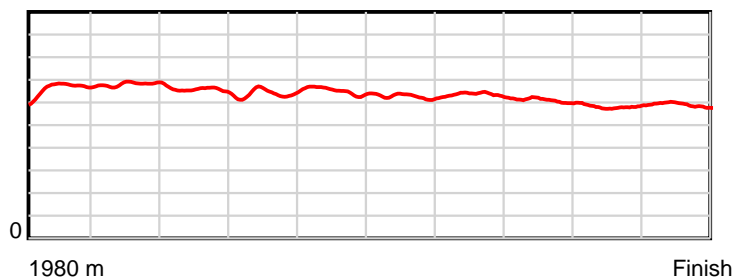
HRNZ and NZMTC and Thoroughbred Ratings Pty Ltd accepts no responsibility for the completeness or accuracy of any of the information contained herein, and makes no representations about its suitability for any particular purpose. Users should make their own judgements about those matters and/or seek independent advice. You assume all risks associated with use of the data provided on this page.

Race Results

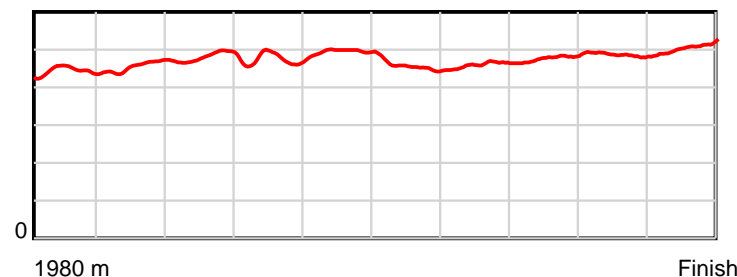
January 28, 2022, Race 7, GARRARDS PREMIER MARES CHAMPIONSHIP (MOBILE PACE), Distance 1980m, Addington - Survey 1980m

Result	TAB no.	Horse (Barrier)	1980 to	1800m to	1600m to	1400m to	1200m to	1000m to	800m to	600m to	400m to	200m to	Total or	Margin
12th	2	Senorita Marga... (2)	1800m	1600m	1400m	1200m	1000m	800m	600m	400m	200m	WP	Average	
		Position in running (margin)	-	8(5.6)	7(10.6)	8(9.1)	8(5.2)	11(7.4)	12(8.2)	12(12.9)	12(21.7)	12(35.0)		44.60
		Sectional time (s)	11.97	13.69	14.83	14.73	15.42	14.59	14.59	15.67	16.81	17.35		
		Cumulative time (s)	149.65	137.68	123.99	109.16	94.43	79.01	64.42	49.83	34.16	17.35	2:29.65	
		Speed (m/s)	15.04	14.61	13.49	13.58	12.97	13.71	13.71	12.76	11.90	11.53	13.23	
		Stride length (m)	6.72	6.67	6.49	6.43	6.43	6.23	6.30	6.10	5.78	5.85	6.28	
		Stride duration (s)	0.445	0.456	0.481	0.473	0.495	0.455	0.460	0.478	0.485	0.507	0.475	
		Stride efficiency (%)	70.58	69.46	65.86	64.60	64.54	60.71	62.06	58.07	52.12	53.44	61.63	
		Stride count	26.78	30.00	30.81	31.11	31.12	32.09	31.74	32.81	34.63	34.20	315.29	

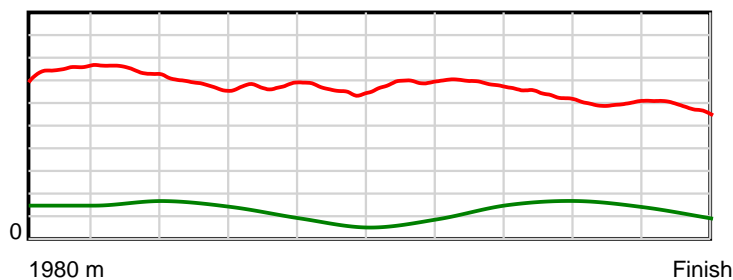
10 m Stride length



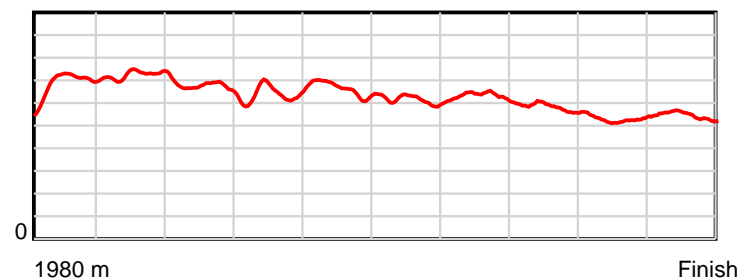
0.6 s Stride duration



20 m/sec Speed



100 % Stride efficiency



Note: Horizontal distance axis grid lines are 200m furlongs.

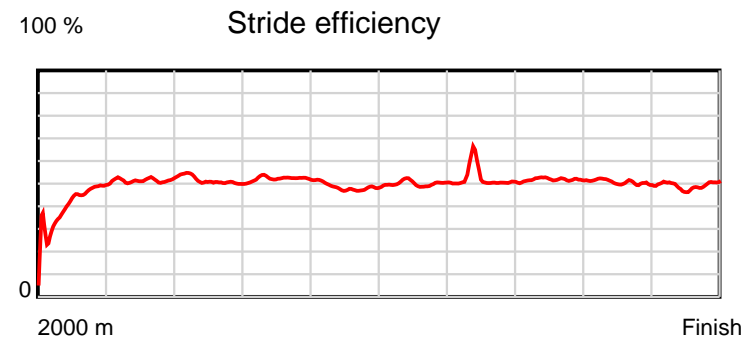
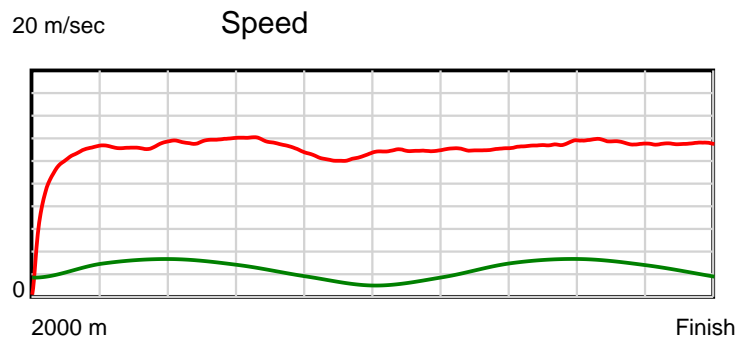
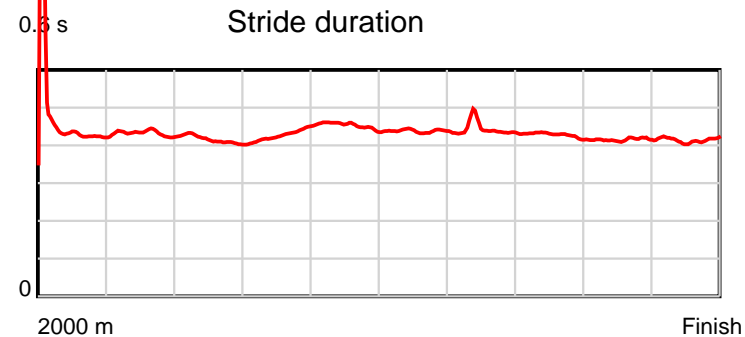
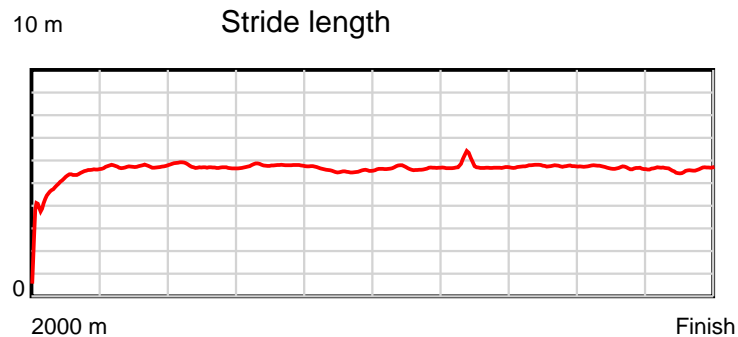
Disclaimer.

HRNZ and NZMTC and Thoroughbred Ratings Pty Ltd accepts no responsibility for the completeness or accuracy of any of the information contained herein, and makes no representations about its suitability for any particular purpose. Users should make their own judgements about those matters and/or seek independent advice. You assume all risks associated with use of the data provided on this page.

Race Results

January 28, 2022, Race 8, BRECKON FARMS TROT, Distance 2000m, Addington - Survey 3200m

Result	TAB no.	Horse (Barrier)	2000 to	1800m to	1600m to	1400m to	1200m to	1000m to	800m to	600m to	400m to	200m to	Total or	Margin
1st	9	Magnifique Dim... (10)	1800m	1600m	1400m	1200m	1000m	800m	600m	400m	200m	WP	Average	
		Position in running (margin)	-	3(5.1)	2(1.9)	2(0.5)	1(0.0)	1(0.0)	1(0.0)	1(0.0)	1(0.0)	1(0.0)		0.00
		Sectional time (s)	18.68	15.34	14.71	14.95	16.22	15.52	15.38	14.90	14.70	14.73		
		Cumulative time (s)	155.13	136.45	121.11	106.40	91.45	75.23	59.71	44.33	29.43	14.73	2:35.13	
		Speed (m/s)	10.71	13.04	13.60	13.38	12.33	12.89	13.00	13.42	13.61	13.58	12.89	
		Stride length (m)	5.07	5.64	5.63	5.75	5.57	5.64	5.73	5.73	5.65	5.63	5.60	
		Stride duration (s)	0.464	0.432	0.414	0.430	0.452	0.438	0.441	0.427	0.415	0.415	0.434	
		Stride efficiency (%)	40.17	49.62	49.49	51.64	48.43	49.68	51.34	51.30	49.80	49.55	48.93	
		Stride count	39.45	35.49	35.54	34.79	35.92	35.47	34.89	34.91	35.43	35.52	357.41	



Note: Horizontal distance axis grid lines are 200m furlongs.

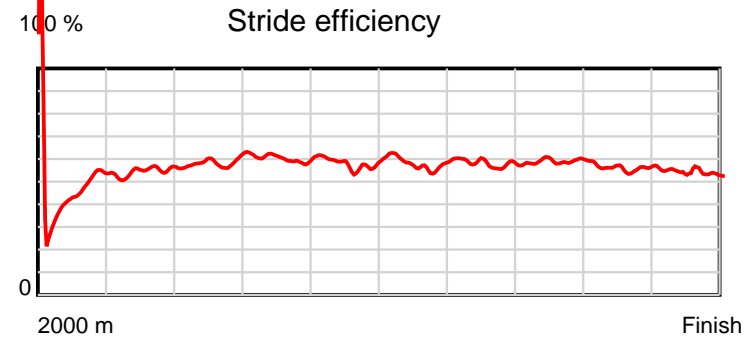
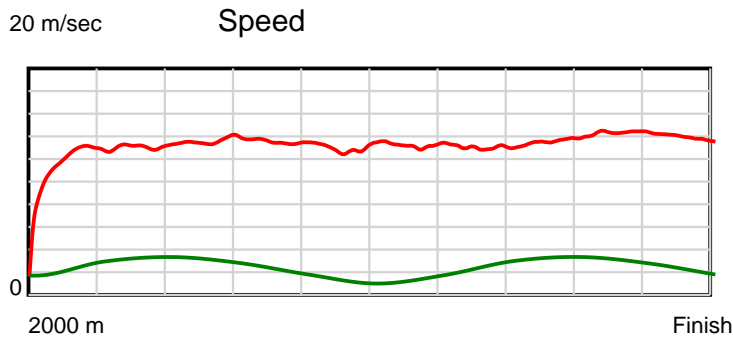
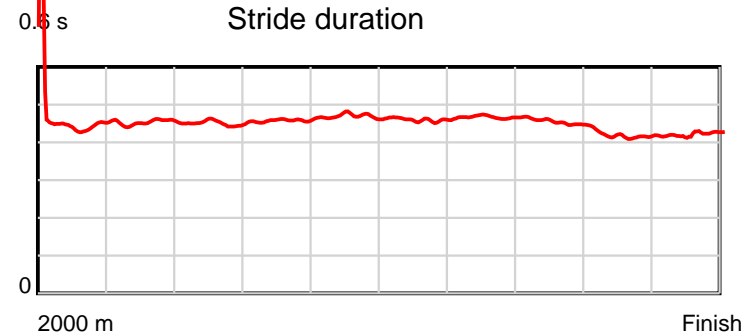
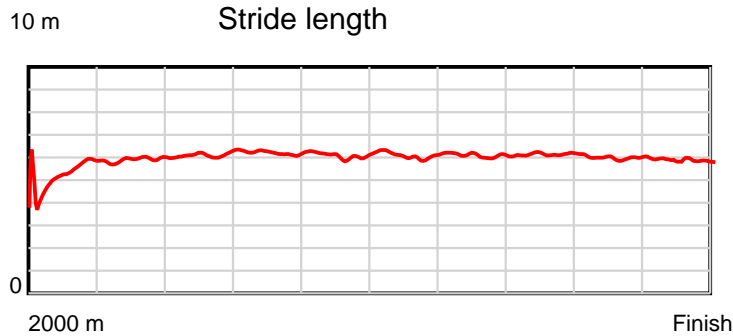
Disclaimer.

HRNZ and NZMTC and Thoroughbred Ratings Pty Ltd accepts no responsibility for the completeness or accuracy of any of the information contained herein, and makes no representations about its suitability for any particular purpose. Users should make their own judgements about those matters and/or seek independent advice. You assume all risks associated with use of the data provided on this page.

Race Results

January 28, 2022, Race 8, BRECKON FARMS TROT, Distance 2000m, Addington - Survey 3200m

Result	TAB no.	Horse (Barrier)	2000 to	1800m to	1600m to	1400m to	1200m to	1000m to	800m to	600m to	400m to	200m to	Total or	Margin
2nd	11	Harbour Queen (12)	1800m	1600m	1400m	1200m	1000m	800m	600m	400m	200m	WP	Average	
		Position in running (margin)	-	9(11.5)	8(10.4)	7(9.9)	7(8.8)	6(5.9)	6(5.4)	6(4.9)	6(5.0)	3(1.9)		0.01
		Sectional time (s)	19.74	15.69	14.87	14.85	15.74	15.44	15.28	14.92	14.19	14.42		
		Cumulative time (s)	155.14	135.40	119.71	104.84	89.99	74.25	58.81	43.53	28.61	14.42	2:35.14	
		Speed (m/s)	10.13	12.75	13.45	13.47	12.71	12.95	13.09	13.40	14.09	13.87	12.89	
		Stride length (m)	5.12	5.78	6.06	6.17	5.96	5.96	6.12	6.07	5.87	5.85	5.88	
		Stride duration (s)	0.447	0.454	0.451	0.458	0.469	0.460	0.467	0.453	0.417	0.422	0.456	
		Stride efficiency (%)	40.93	52.25	57.41	59.56	55.47	55.48	58.46	57.57	53.86	53.42	54.03	
		Stride count	39.08	34.59	33.00	32.40	33.57	33.57	32.70	32.95	34.07	34.21	340.14	



Note: Horizontal distance axis grid lines are 200m furlongs.

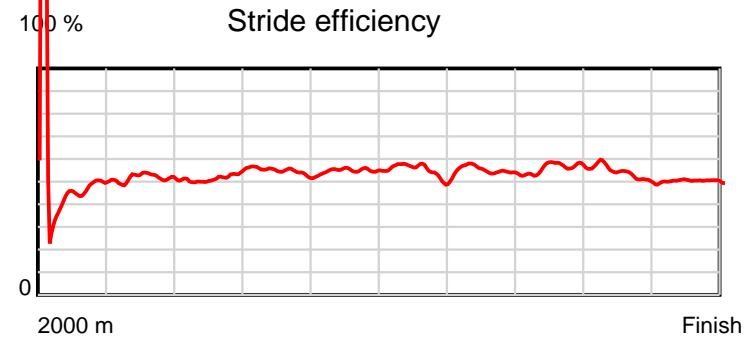
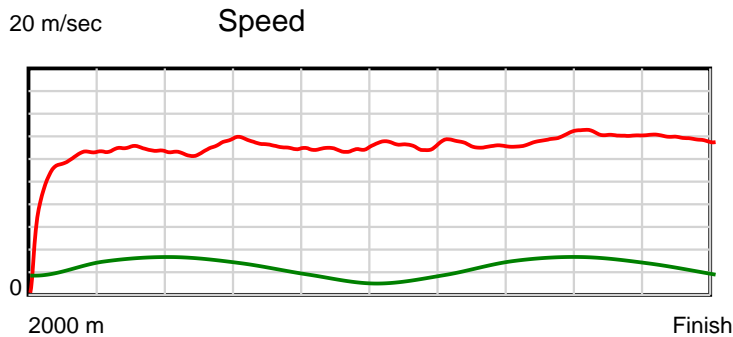
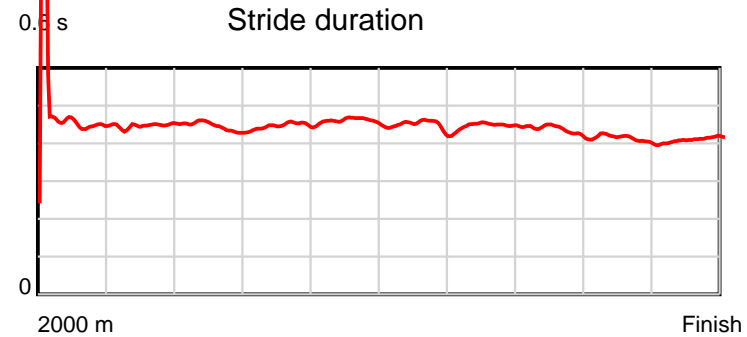
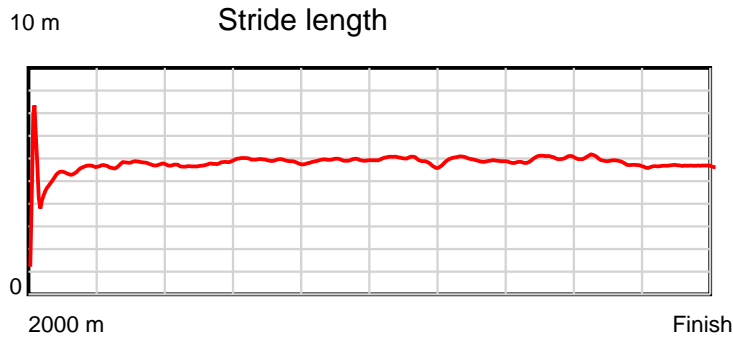
Disclaimer.

HRNZ and NZMTC and Thoroughbred Ratings Pty Ltd accepts no responsibility for the completeness or accuracy of any of the information contained herein, and makes no representations about its suitability for any particular purpose. Users should make their own judgements about those matters and/or seek independent advice. You assume all risks associated with use of the data provided on this page.

Race Results

January 28, 2022, Race 8, BRECKON FARMS TROT, Distance 2000m, Addington - Survey 3200m

Result	TAB no.	Horse (Barrier)	2000 to 1800m to	1800m to 1600m to	1600m to 1400m to	1400m to 1200m to	1200m to 1000m to	1000m to 800m to	800m to 600m to	600m to 400m to	400m to 200m to	200m to WP	Total or Average	Margin
3rd	4	Harry Stamper (5)	1800m	1600m	1400m	1200m	1000m	800m	600m	400m	200m	WP	Average	
		Position in running (margin)	-	7(8.9)	7(7.3)	8(10.3)	8(11.0)	8(8.7)	8(7.9)	8(6.5)	7(6.1)	5(5.7)		3.60
		Sectional time (s)	19.11	15.60	15.46	15.15	15.84	15.39	15.14	14.83	14.65	14.61		
		Cumulative time (s)	155.78	136.67	121.07	105.61	90.46	74.62	59.23	44.09	29.26	14.61	2:35.78	
		Speed (m/s)	10.47	12.82	12.94	13.20	12.63	13.00	13.21	13.49	13.65	13.69	12.84	
		Stride length (m)	5.30	5.72	5.75	5.90	5.82	5.81	5.91	5.86	5.63	5.62	5.73	
		Stride duration (s)	0.512	0.447	0.445	0.447	0.460	0.447	0.448	0.435	0.412	0.411	0.446	
		Stride efficiency (%)	43.89	51.21	51.74	54.34	52.85	52.69	54.64	53.74	49.47	49.43	51.25	
		Stride count	37.74	34.94	34.76	33.92	34.39	34.44	33.82	34.10	35.55	35.56	349.22	



Note: Horizontal distance axis grid lines are 200m furlongs.

Disclaimer.

HRNZ and NZMTC and Thoroughbred Ratings Pty Ltd accepts no responsibility for the completeness or accuracy of any of the information contained herein, and makes no representations about its suitability for any particular purpose. Users should make their own judgements about those matters and/or seek independent advice. You assume all risks associated with use of the data provided on this page.

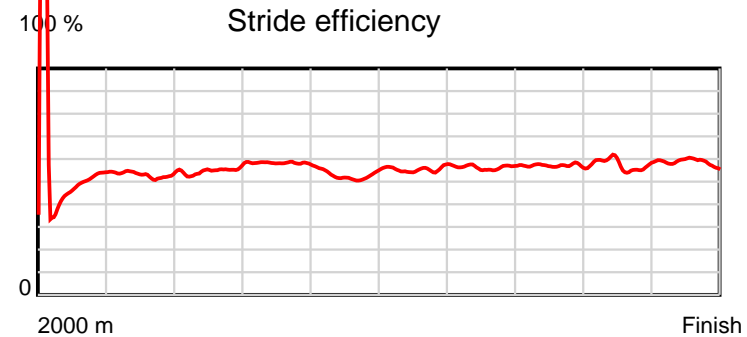
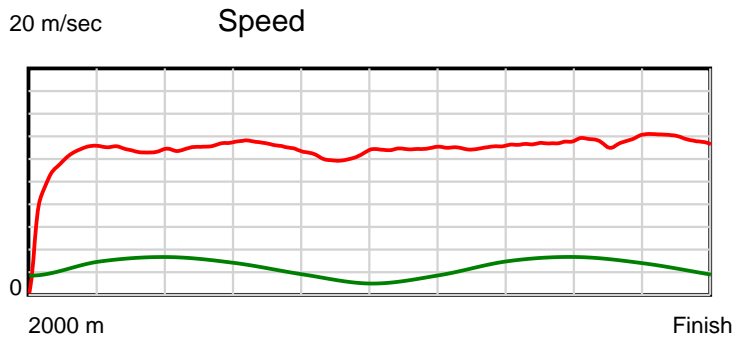
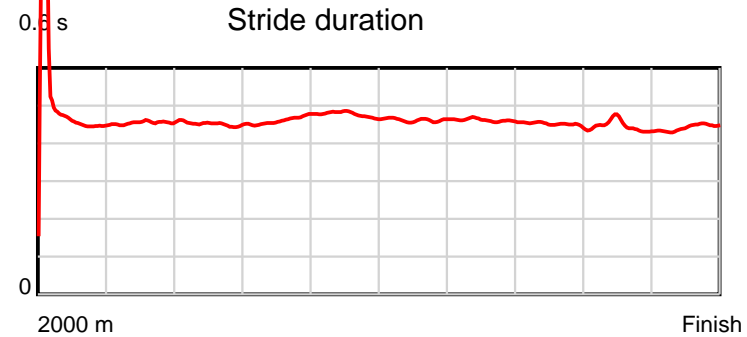
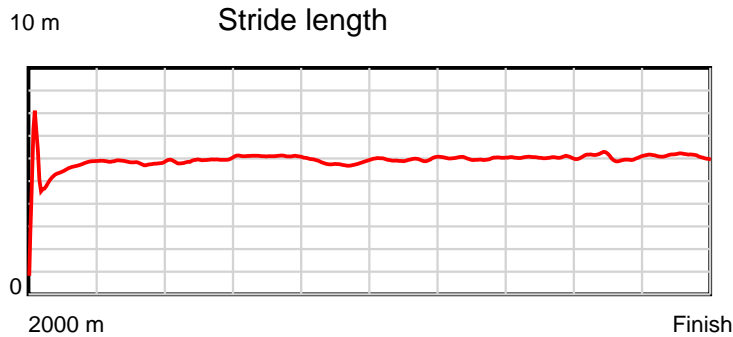


Race Results



January 28, 2022, Race 8, BRECKON FARMS TROT, Distance 2000m, Addington - Survey 3200m

Result	TAB no.	Horse (Barrier)	2000 to	1800m to	1600m to	1400m to	1200m to	1000m to	800m to	600m to	400m to	200m to	Total or	Margin
4th	10	Royal Diedre (11)	1800m	1600m	1400m	1200m	1000m	800m	600m	400m	200m	WP	Average	
		Position in running (margin)	-	2(2.9)	3(2.4)	3(3.4)	4(4.1)	4(3.9)	5(4.2)	5(4.0)	5(4.8)	6(5.8)		3.60
		Sectional time (s)	18.03	15.78	15.12	15.15	16.20	15.57	15.34	15.04	14.88	14.68		
		Cumulative time (s)	155.79	137.76	121.98	106.86	91.71	75.51	59.94	44.60	29.56	14.68	2:35.79	
		Speed (m/s)	11.09	12.67	13.23	13.20	12.35	12.85	13.04	13.30	13.44	13.62	12.84	
		Stride length (m)	5.48	5.77	5.97	6.10	5.88	5.93	6.01	5.98	5.99	6.04	5.91	
		Stride duration (s)	0.496	0.455	0.451	0.462	0.476	0.462	0.461	0.450	0.445	0.443	0.460	
		Stride efficiency (%)	46.87	52.01	55.66	58.10	53.98	54.99	56.52	55.96	56.06	56.97	54.58	
		Stride count	36.52	34.67	33.51	32.80	34.03	33.71	33.25	33.42	33.39	33.12	338.42	



Note: Horizontal distance axis grid lines are 200m furlongs.

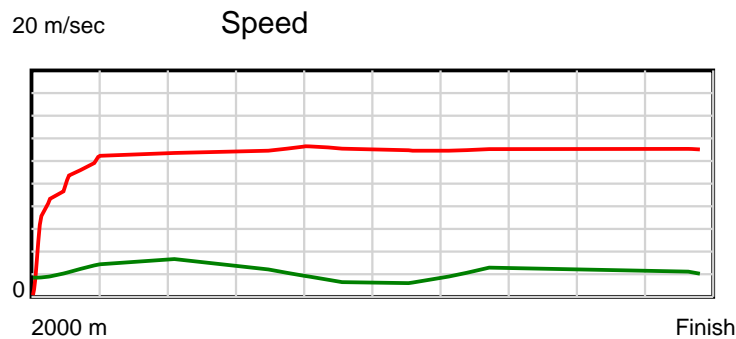

Disclaimer.

HRNZ and NZMTC and Thoroughbred Ratings Pty Ltd accepts no responsibility for the completeness or accuracy of any of the information contained herein, and makes no representations about its suitability for any particular purpose. Users should make their own judgements about those matters and/or seek independent advice. You assume all risks associated with use of the data provided on this page.

Race Results

January 28, 2022, Race 8, BRECKON FARMS TROT, Distance 2000m, Addington - Survey 3200m

Result	TAB no.	Horse (Barrier)	2000 to	1800m to	1600m to	1400m to	1200m to	1000m to	800m to	600m to	400m to	200m to	Total or	Margin
5th	8	Ready I Am (9)	1800m	1600m	1400m	1200m	1000m	800m	600m	400m	200m	WP	Average	
		Position in running (margin)	-	6(7.2)	4(4.1)	4(4.7)	3(4.0)	3(2.1)	2(1.1)	2(0.5)	2(1.2)	2(1.9)		5.60
		Sectional time (s)	19.02	15.35	15.05	14.93	15.90	15.35	15.28	15.01	14.83	15.42		
		Cumulative time (s)	156.14	137.12	121.77	106.72	91.79	75.89	60.54	45.26	30.25	15.42	2:36.14	
		Speed (m/s)	10.51	13.03	13.29	13.40	12.58	13.03	13.09	13.32	13.49	12.97	12.81	
		Stride length (m)	8.07	5.81	56.37	106.69	21.29	19.66	51.04	66.76	67.58	32.72	19.96	
		Stride duration (s)	0.729	0.446	4.242	7.964	1.693	1.509	3.900	5.010	5.010	2.523	1.559	
		Stride efficiency (%)	101.70	52.80	4964.89	17786.59	708.01	603.81	4070.50	6963.66	7137.34	1672.80	622.82	
		Stride count	24.79	34.41	3.55	1.87	9.40	10.17	3.92	3.00	2.96	6.11	100.18	



Note: Horizontal distance axis grid lines are 200m furlongs.

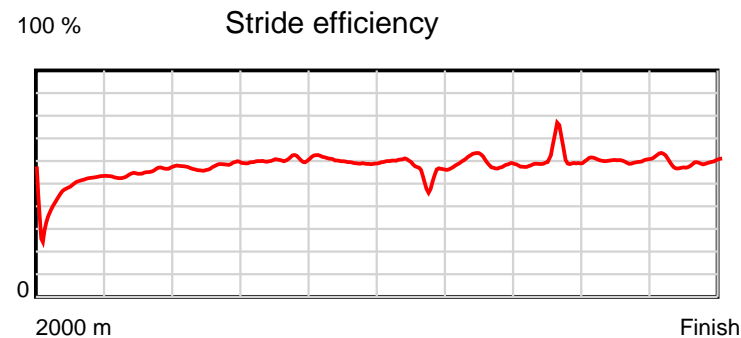
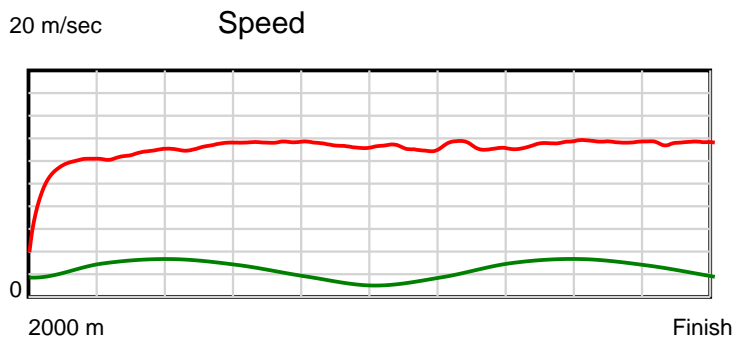
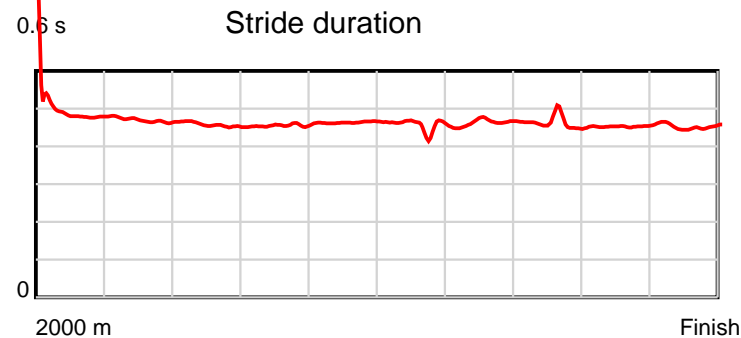
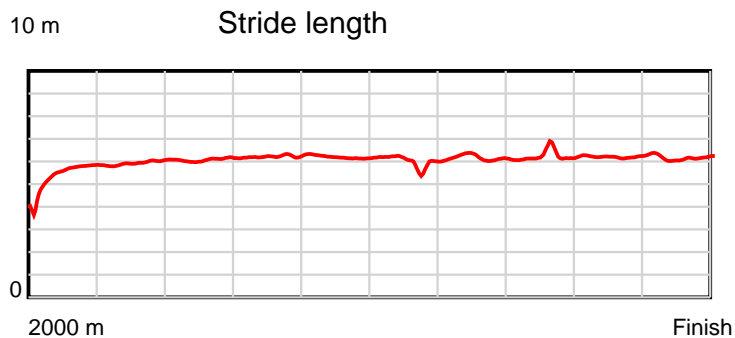
Disclaimer.

HRNZ and NZMTC and Thoroughbred Ratings Pty Ltd accepts no responsibility for the completeness or accuracy of any of the information contained herein, and makes no representations about its suitability for any particular purpose. Users should make their own judgements about those matters and/or seek independent advice. You assume all risks associated with use of the data provided on this page.

Race Results

January 28, 2022, Race 8, BRECKON FARMS TROT, Distance 2000m, Addington - Survey 3200m

Result	TAB no.	Horse (Barrier)	2000 to 1800m	1800m to 1600m	1600m to 1400m	1400m to 1200m	1200m to 1000m	1000m to 800m	800m to 600m	600m to 400m	400m to 200m	200m to WP	Total or Average	Margin
6th	15	Aiguille (1)												
		Position in running (margin)	-	12(17.0)	11(18.7)	10(20.2)	10(17.8)	10(10.8)	9(10.4)	9(8.5)	9(8.9)	9(8.0)		6.40
		Sectional time (s)	20.51	16.14	15.21	14.64	15.06	15.45	15.05	14.97	14.55	14.70		
		Cumulative time (s)	156.28	135.77	119.63	104.42	89.78	74.72	59.27	44.22	29.25	14.70	2:36.28	
		Speed (m/s)	9.75	12.39	13.15	13.66	13.28	12.94	13.29	13.36	13.75	13.61	12.80	
		Stride length (m)	5.39	5.82	6.01	6.22	6.15	5.89	6.16	6.14	6.23	6.15	6.01	
		Stride duration (s)	0.488	0.470	0.457	0.455	0.463	0.455	0.464	0.460	0.453	0.452	0.469	
		Stride efficiency (%)	45.46	52.97	56.43	60.47	59.19	54.28	59.30	58.88	60.68	59.09	56.38	
		Stride count	37.08	34.35	33.28	32.15	32.50	33.93	32.47	32.58	32.10	32.52	332.96	



Note: Horizontal distance axis grid lines are 200m furlongs.

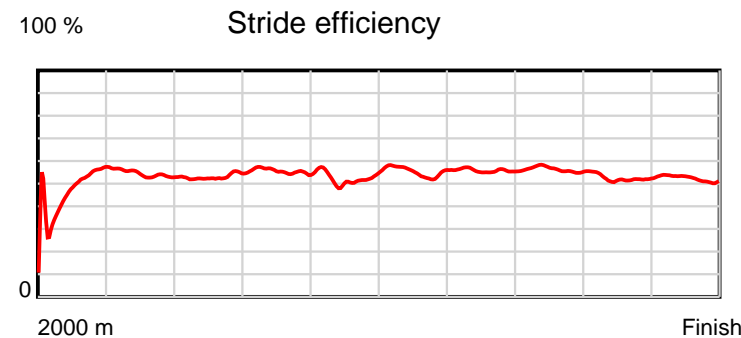
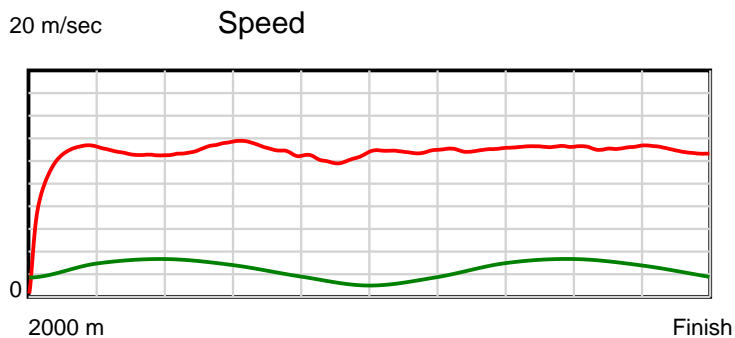
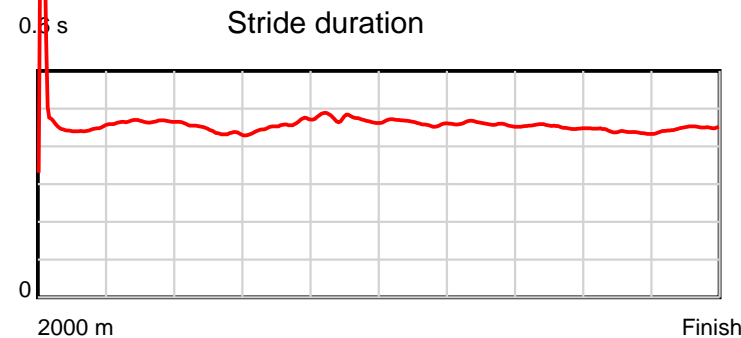
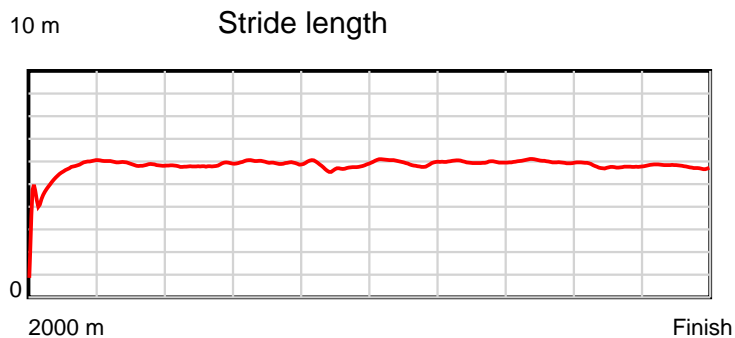
Disclaimer.

HRNZ and NZMTC and Thoroughbred Ratings Pty Ltd accepts no responsibility for the completeness or accuracy of any of the information contained herein, and makes no representations about its suitability for any particular purpose. Users should make their own judgements about those matters and/or seek independent advice. You assume all risks associated with use of the data provided on this page.

Race Results

January 28, 2022, Race 8, BRECKON FARMS TROT, Distance 2000m, Addington - Survey 3200m

Result	TAB no.	Horse (Barrier)	2000 to	1800m to	1600m to	1400m to	1200m to	1000m to	800m to	600m to	400m to	200m to	Total or	Margin
7th	5	Two Menny Musc... (6)	1800m	1600m	1400m	1200m	1000m	800m	600m	400m	200m	WP	Average	
		Position in running (margin)	-	1(0.0)	1(0.0)	1(0.0)	2(1.7)	2(1.4)	3(2.6)	3(2.3)	4(3.7)	4(5.3)		8.70
		Sectional time (s)	17.83	15.87	14.96	15.31	16.18	15.72	15.32	15.14	14.97	15.40		
		Cumulative time (s)	156.70	138.87	123.00	108.04	92.73	76.55	60.83	45.51	30.37	15.40	2:36.70	
		Speed (m/s)	11.22	12.60	13.37	13.06	12.36	12.72	13.05	13.21	13.36	12.99	12.76	
		Stride length (m)	5.45	5.87	5.92	5.95	5.86	5.89	5.99	5.97	5.87	5.82	5.86	
		Stride duration (s)	0.478	0.466	0.443	0.456	0.474	0.463	0.459	0.452	0.439	0.448	0.459	
		Stride efficiency (%)	46.39	53.83	54.85	55.32	53.61	54.28	56.12	55.71	53.84	52.96	53.59	
		Stride count	36.71	34.08	33.76	33.61	34.14	33.93	33.37	33.50	34.07	34.35	341.52	



Note: Horizontal distance axis grid lines are 200m furlongs.

Disclaimer.

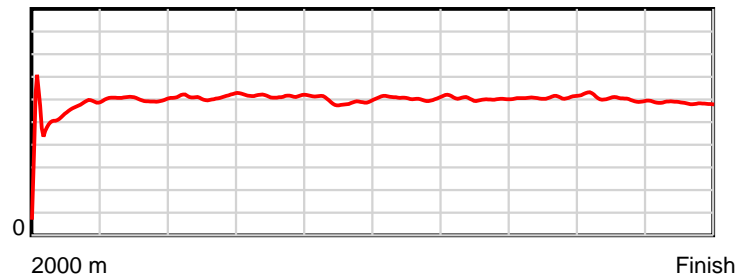
HRNZ and NZMTC and Thoroughbred Ratings Pty Ltd accepts no responsibility for the completeness or accuracy of any of the information contained herein, and makes no representations about its suitability for any particular purpose. Users should make their own judgements about those matters and/or seek independent advice. You assume all risks associated with use of the data provided on this page.

Race Results

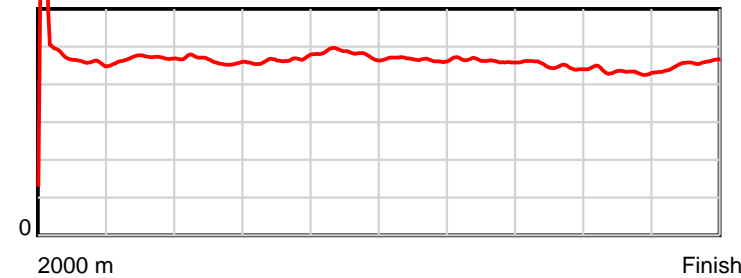
January 28, 2022, Race 8, BRECKON FARMS TROT, Distance 2000m, Addington - Survey 3200m

Result	TAB no.	Horse (Barrier)	2000 to	1800m to	1600m to	1400m to	1200m to	1000m to	800m to	600m to	400m to	200m to	Total or	Margin
8th	7	Illegal Alien (8)	1800m	1600m	1400m	1200m	1000m	800m	600m	400m	200m	WP	Average	
		Position in running (margin)	-	4(5.3)	5(4.1)	5(5.9)	6(6.3)	7(6.7)	7(6.3)	7(6.1)	8(6.4)	7(6.6)		10.90
		Sectional time (s)	18.69	15.67	15.26	15.10	16.29	15.45	15.35	14.95	14.73	15.60		
		Cumulative time (s)	157.09	138.40	122.73	107.47	92.37	76.08	60.63	45.28	30.33	15.60	2:37.09	
		Speed (m/s)	10.70	12.76	13.11	13.25	12.28	12.94	13.03	13.38	13.58	12.82	12.73	
		Stride length (m)	5.48	5.99	6.06	6.16	5.91	6.04	6.03	6.01	5.89	5.83	5.93	
		Stride duration (s)	0.494	0.469	0.463	0.465	0.481	0.466	0.463	0.449	0.434	0.455	0.466	
		Stride efficiency (%)	46.94	56.04	57.45	59.33	54.58	56.94	56.81	56.44	54.26	53.14	55.04	
		Stride count	36.49	33.40	32.99	32.46	33.84	33.13	33.17	33.28	33.94	34.30	337.00	

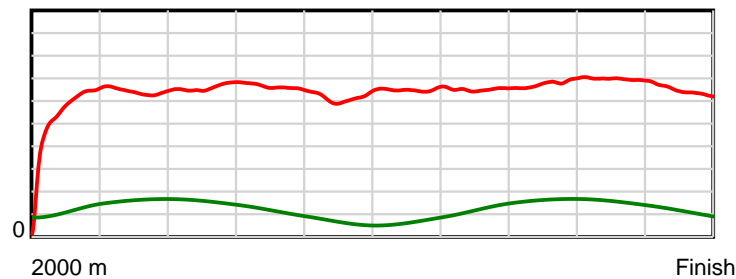
10 m Stride length



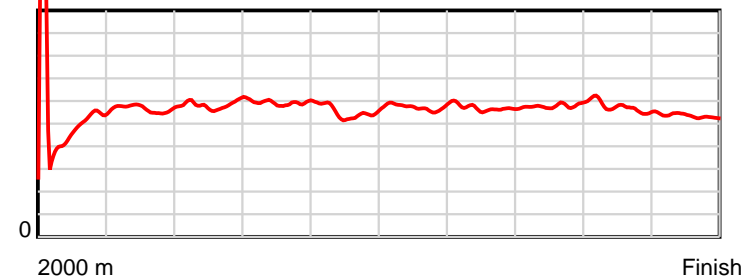
0.6 s Stride duration



20 m/sec Speed



100 % Stride efficiency



Note: Horizontal distance axis grid lines are 200m furlongs.

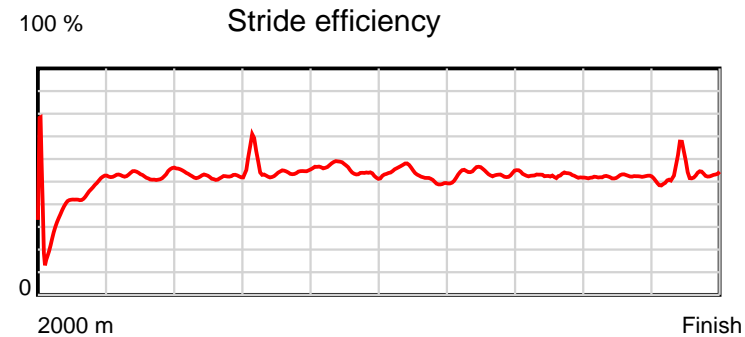
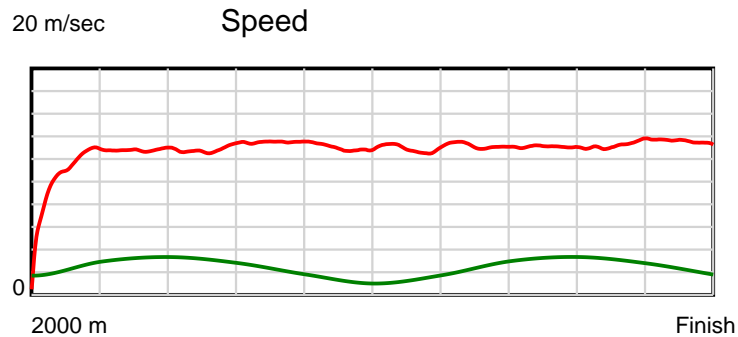
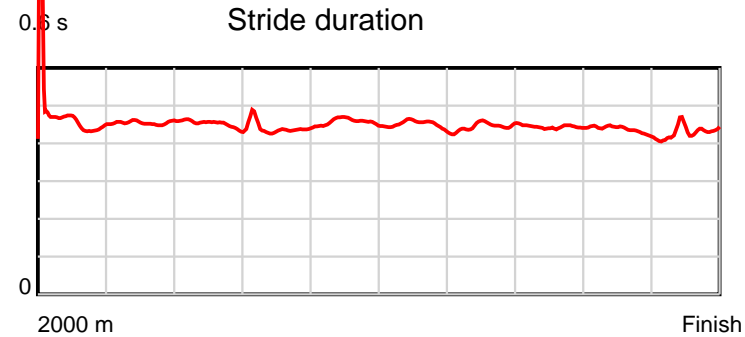
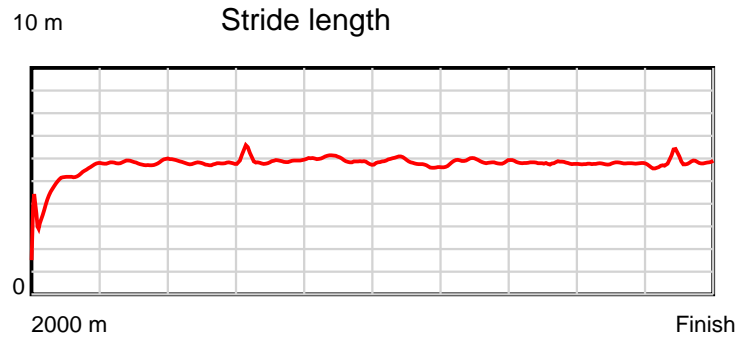
Disclaimer.

HRNZ and NZMTC and Thoroughbred Ratings Pty Ltd accepts no responsibility for the completeness or accuracy of any of the information contained herein, and makes no representations about its suitability for any particular purpose. Users should make their own judgements about those matters and/or seek independent advice. You assume all risks associated with use of the data provided on this page.

Race Results

January 28, 2022, Race 8, BRECKON FARMS TROT, Distance 2000m, Addington - Survey 3200m

Result	TAB no.	Horse (Barrier)	2000 to 1800m	1800m to 1600m	1600m to 1400m	1400m to 1200m	1200m to 1000m	1000m to 800m	800m to 600m	600m to 400m	400m to 200m	200m to WP	Total or Average	Margin
9th	2	Ginas Majesty (3)												
		Position in running (margin)	-	11(14.6)	9(14.4)	9(17.8)	9(16.0)	9(10.7)	10(10.7)	10(8.9)	11(11.0)	10(12.2)		11.60
		Sectional time (s)	20.18	15.83	15.53	14.72	15.34	15.52	15.08	15.25	14.90	14.87		
		Cumulative time (s)	157.22	137.04	121.21	105.68	90.96	75.62	60.10	45.02	29.77	14.87	2:37.22	
		Speed (m/s)	9.91	12.63	12.88	13.59	13.04	12.89	13.26	13.11	13.42	13.45	12.72	
		Stride length (m)	4.80	5.75	5.80	5.96	5.96	5.78	5.92	5.80	5.84	5.79	5.72	
		Stride duration (s)	0.460	0.455	0.451	0.439	0.457	0.449	0.446	0.442	0.435	0.430	0.450	
		Stride efficiency (%)	36.05	51.61	52.62	55.56	55.45	52.23	54.75	52.56	53.25	52.39	51.12	
		Stride count	41.64	34.80	34.47	33.54	33.57	34.59	33.79	34.49	34.26	34.54	349.69	



Note: Horizontal distance axis grid lines are 200m furlongs.

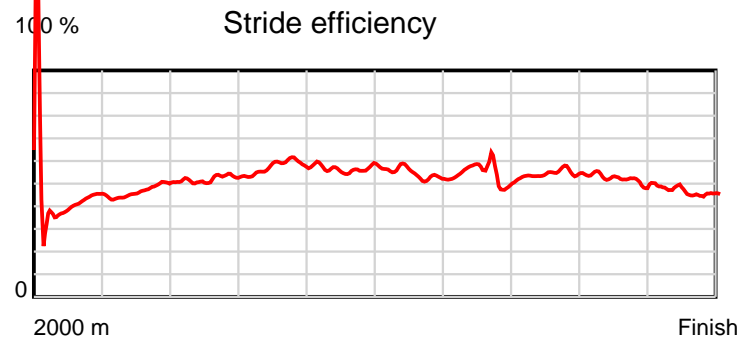
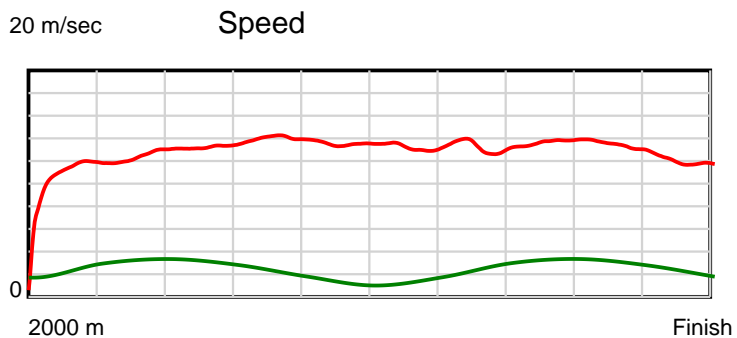
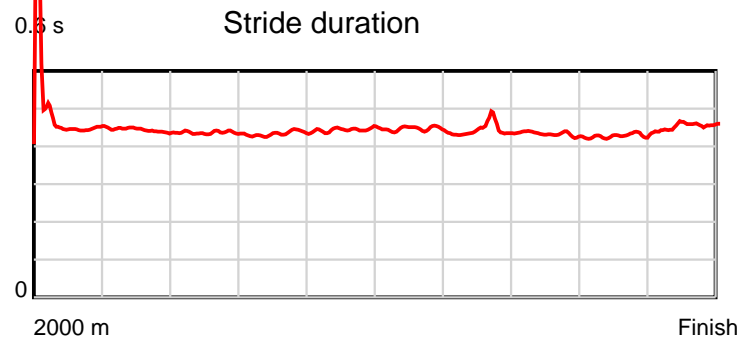
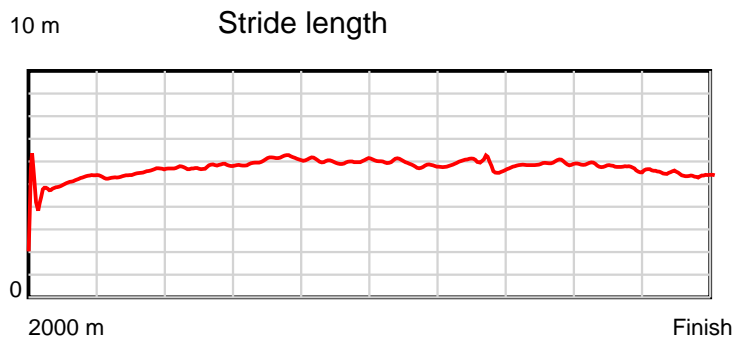
Disclaimer.

HRNZ and NZMTC and Thoroughbred Ratings Pty Ltd accepts no responsibility for the completeness or accuracy of any of the information contained herein, and makes no representations about its suitability for any particular purpose. Users should make their own judgements about those matters and/or seek independent advice. You assume all risks associated with use of the data provided on this page.

Race Results

January 28, 2022, Race 8, BRECKON FARMS TROT, Distance 2000m, Addington - Survey 3200m

Result	TAB no.	Horse (Barrier)	2000 to	1800m to	1600m to	1400m to	1200m to	1000m to	800m to	600m to	400m to	200m to	Total or	Margin
10th	12	Sky High Flyer (13)	1800m	1600m	1400m	1200m	1000m	800m	600m	400m	200m	WP	Average	
		Position in running (margin)	-	13(20.1)	12(22.9)	12(24.9)	12(20.6)	12(13.6)	12(12.8)	12(11.2)	10(11.0)	11(14.2)		23.70
		Sectional time (s)	21.00	16.33	15.28	14.32	15.06	15.39	15.10	14.87	15.23	16.82		
		Cumulative time (s)	159.40	138.40	122.07	106.79	92.47	77.41	62.02	46.92	32.05	16.82	2:39.40	
		Speed (m/s)	9.52	12.25	13.09	13.97	13.28	13.00	13.25	13.45	13.13	11.89	12.55	
		Stride length (m)	4.90	5.42	5.71	6.05	5.91	5.79	5.84	5.81	5.62	5.36	5.62	
		Stride duration (s)	0.461	0.443	0.436	0.433	0.445	0.446	0.441	0.432	0.428	0.451	0.448	
		Stride efficiency (%)	37.48	45.91	50.97	57.16	54.49	52.38	53.29	52.76	49.42	44.90	49.38	
		Stride count	40.84	36.90	35.02	33.07	33.87	34.54	34.25	34.42	35.56	37.31	355.78	



Note: Horizontal distance axis grid lines are 200m furlongs.

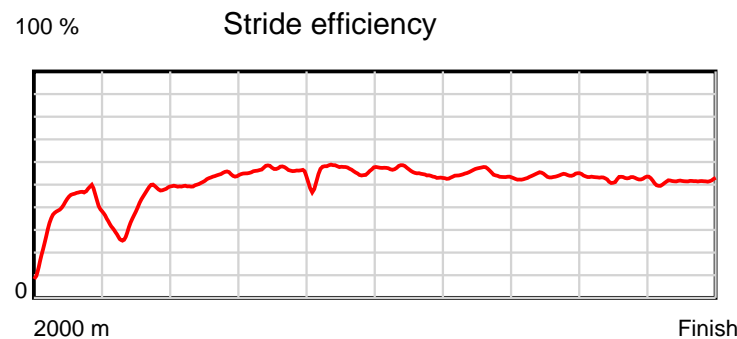
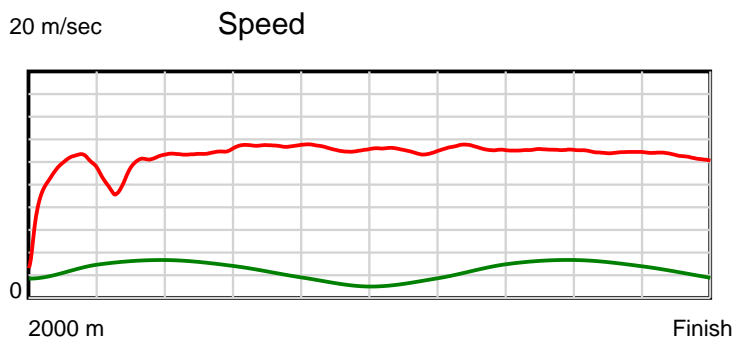
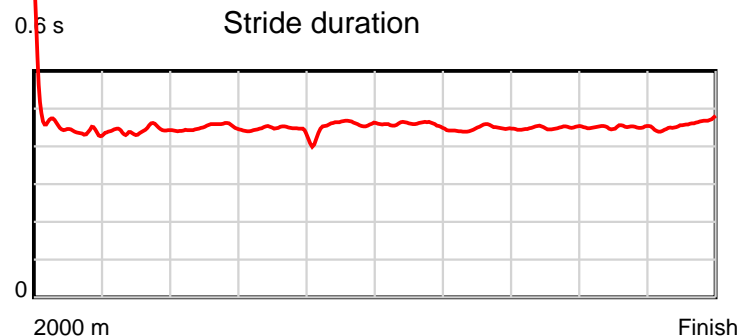
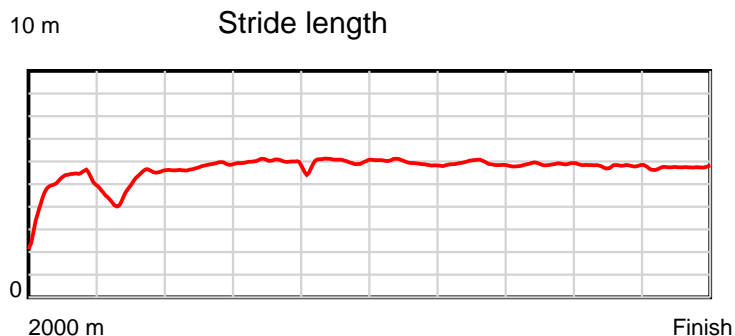
Disclaimer.

HRNZ and NZMTC and Thoroughbred Ratings Pty Ltd accepts no responsibility for the completeness or accuracy of any of the information contained herein, and makes no representations about its suitability for any particular purpose. Users should make their own judgements about those matters and/or seek independent advice. You assume all risks associated with use of the data provided on this page.

Race Results

January 28, 2022, Race 8, BRECKON FARMS TROT, Distance 2000m, Addington - Survey 3200m

Result	TAB no.	Horse (Barrier)	2000 to 1800m	1800m to 1600m	1600m to 1400m	1400m to 1200m	1200m to 1000m	1000m to 800m	800m to 600m	600m to 400m	400m to 200m	200m to WP	Total or Average	Margin
11th	6	Shes So Right (7)												
		Position in running (margin)	-	5(5.3)	10(17.0)	11(20.3)	11(19.3)	11(12.9)	11(12.8)	11(11.0)	12(14.4)	12(19.8)		24.30
		Sectional time (s)	18.67	17.81	15.52	14.86	15.15	15.51	15.09	15.46	15.60	15.84		
		Cumulative time (s)	159.51	140.84	123.03	107.51	92.65	77.50	61.99	46.90	31.44	15.84	2:39.51	
		Speed (m/s)	10.71	11.23	12.89	13.46	13.20	12.89	13.25	12.94	12.82	12.63	12.54	
		Stride length (m)	4.95	4.96	5.80	5.96	6.01	5.91	5.93	5.81	5.78	5.79	5.66	
		Stride duration (s)	0.454	0.442	0.450	0.443	0.456	0.458	0.447	0.449	0.451	0.459	0.452	
		Stride efficiency (%)	38.30	38.46	52.59	55.53	56.51	54.50	54.90	52.83	52.19	52.45	50.12	
		Stride count	40.40	40.32	34.48	33.55	33.26	33.87	33.74	34.40	34.61	34.52	353.15	



Note: Horizontal distance axis grid lines are 200m furlongs.

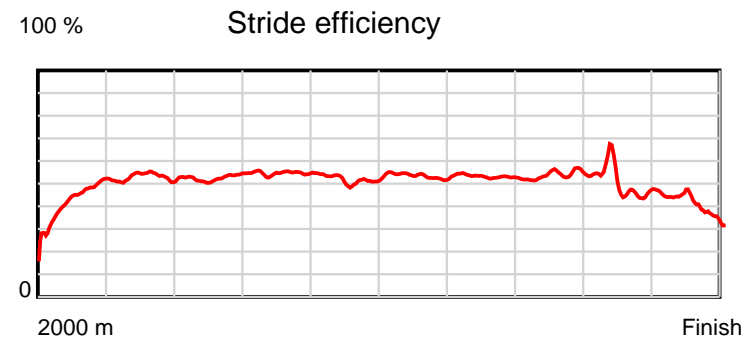
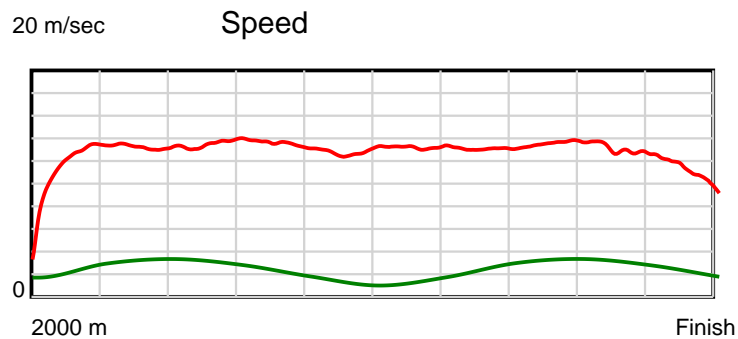
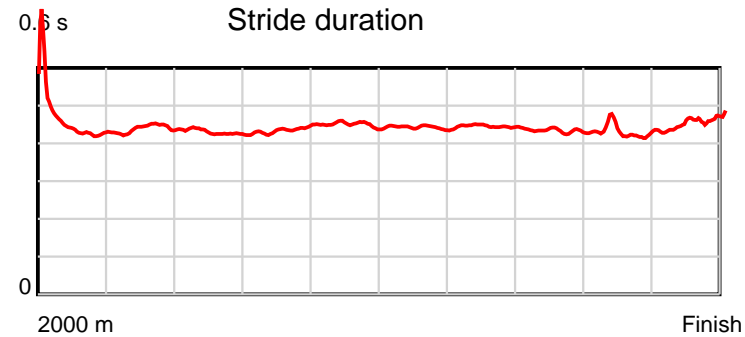
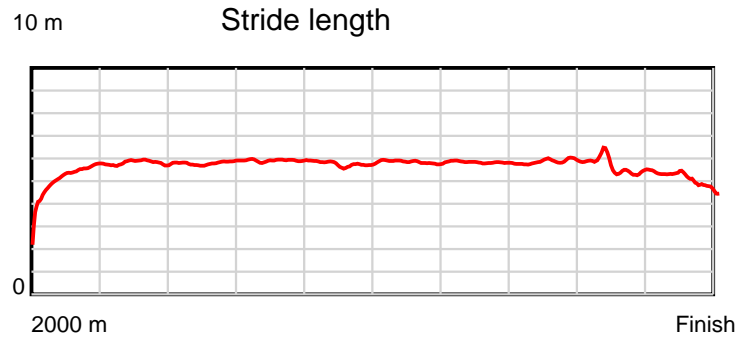
Disclaimer.

HRNZ and NZMTC and Thoroughbred Ratings Pty Ltd accepts no responsibility for the completeness or accuracy of any of the information contained herein, and makes no representations about its suitability for any particular purpose. Users should make their own judgements about those matters and/or seek independent advice. You assume all risks associated with use of the data provided on this page.

Race Results

January 28, 2022, Race 8, BRECKON FARMS TROT, Distance 2000m, Addington - Survey 3200m

Result	TAB no.	Horse (Barrier)	2000 to 1800m	1800m to 1600m	1600m to 1400m	1400m to 1200m	1200m to 1000m	1000m to 800m	800m to 600m	600m to 400m	400m to 200m	200m to WP	Total or Average	Margin
12th	14	Murano (0)												
		Position in running (margin)	-	8(9.7)	6(6.6)	6(7.4)	5(6.2)	5(4.3)	4(3.6)	4(2.9)	3(2.8)	8(6.8)		25.60
		Sectional time (s)	19.21	15.35	15.10	14.83	15.90	15.41	15.25	14.88	15.38	18.43		
		Cumulative time (s)	159.74	140.53	125.18	110.08	95.25	79.35	63.94	48.69	33.81	18.43	2:39.74	
		Speed (m/s)	10.41	13.03	13.25	13.49	12.58	12.98	13.11	13.44	13.00	10.85	12.52	
		Stride length (m)	5.15	5.71	5.69	5.88	5.65	5.74	5.84	5.82	5.58	4.90	5.58	
		Stride duration (s)	0.454	0.438	0.429	0.436	0.449	0.442	0.445	0.433	0.429	0.451	0.445	
		Stride efficiency (%)	41.44	50.96	50.57	53.94	49.85	51.46	53.29	52.89	48.73	37.49	48.61	
		Stride count	38.84	35.02	35.16	34.04	35.41	34.85	34.25	34.38	35.82	40.83	358.60	



Note: Horizontal distance axis grid lines are 200m furlongs.

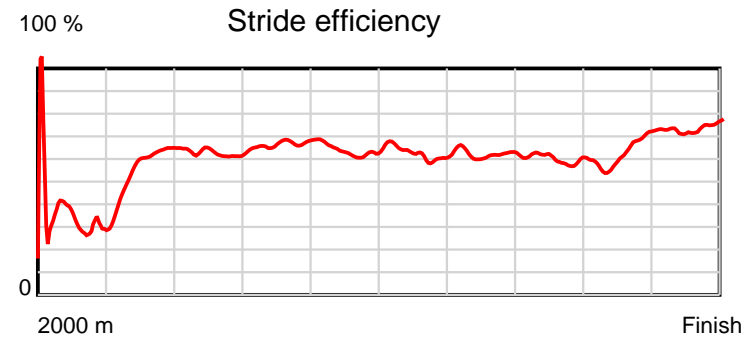
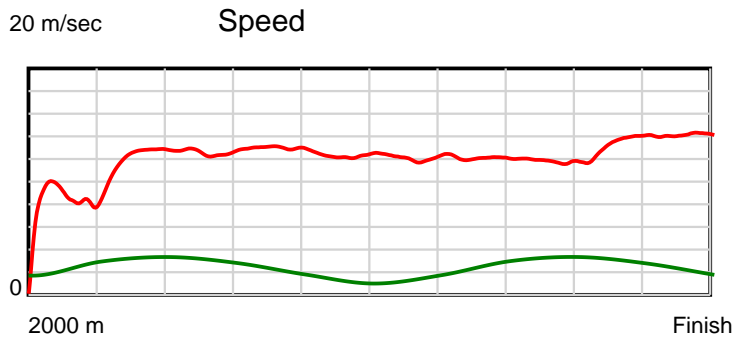
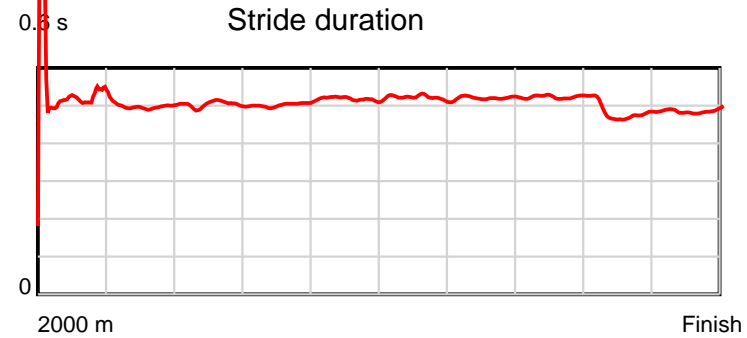
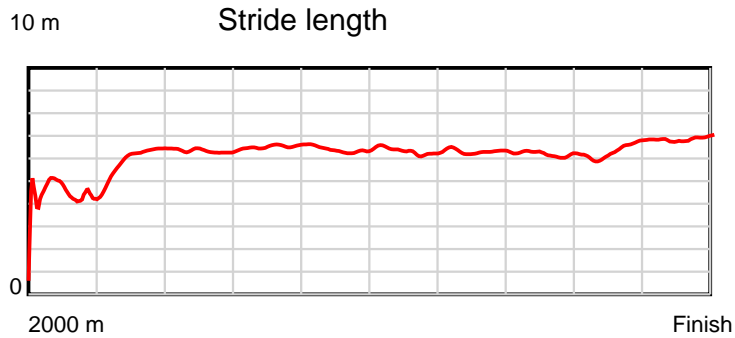
Disclaimer.

HRNZ and NZMTC and Thoroughbred Ratings Pty Ltd accepts no responsibility for the completeness or accuracy of any of the information contained herein, and makes no representations about its suitability for any particular purpose. Users should make their own judgements about those matters and/or seek independent advice. You assume all risks associated with use of the data provided on this page.

Race Results

January 28, 2022, Race 8, BRECKON FARMS TROT, Distance 2000m, Addington - Survey 3200m

Result	TAB no.	Horse (Barrier)	2000 to 1800m	1800m to 1600m	1600m to 1400m	1400m to 1200m	1200m to 1000m	1000m to 800m	800m to 600m	600m to 400m	400m to 200m	200m to WP	Total or Average	Margin
13th	1	Ruakaka (2)												
		Position in running (margin)	-	15(35.3)	14(40.3)	14(46.0)	14(48.2)	14(47.8)	14(54.7)	14(61.4)	14(75.1)	13(78.2)		69.60
		Sectional time (s)	23.58	16.69	15.92	15.39	16.16	16.67	16.49	17.19	15.22	14.34		
		Cumulative time (s)	167.65	144.07	127.38	111.46	96.07	79.91	63.24	46.75	29.56	14.34	2:47.65	
		Speed (m/s)	8.48	11.98	12.56	13.00	12.38	12.00	12.13	11.63	13.14	13.95	11.93	
		Stride length (m)	4.46	5.97	6.32	6.53	6.41	6.25	6.32	6.09	6.31	6.80	6.07	
		Stride duration (s)	0.515	0.498	0.503	0.503	0.518	0.521	0.521	0.523	0.480	0.487	0.509	
		Stride efficiency (%)	31.08	55.69	62.38	66.69	64.17	61.06	62.50	57.90	62.24	72.18	57.60	
		Stride count	44.85	33.50	31.65	30.61	31.21	32.00	31.62	32.86	31.69	29.43	329.42	



Note: Horizontal distance axis grid lines are 200m furlongs.

Disclaimer.

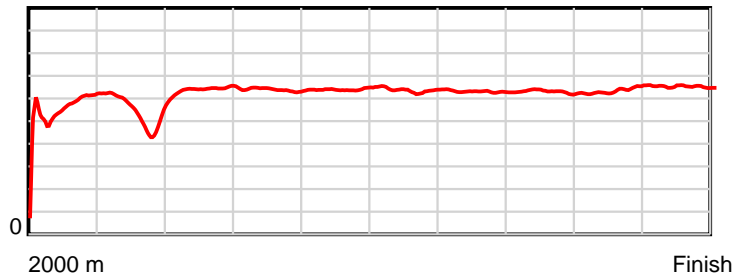
HRNZ and NZMTC and Thoroughbred Ratings Pty Ltd accepts no responsibility for the completeness or accuracy of any of the information contained herein, and makes no representations about its suitability for any particular purpose. Users should make their own judgements about those matters and/or seek independent advice. You assume all risks associated with use of the data provided on this page.

Race Results

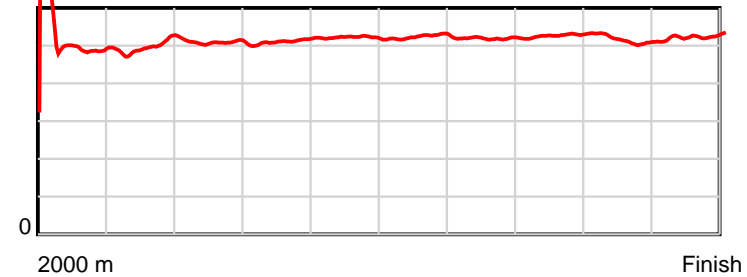
January 28, 2022, Race 8, BRECKON FARMS TROT, Distance 2000m, Addington - Survey 3200m

Result	TAB no.	Horse (Barrier)	2000 to	1800m to	1600m to	1400m to	1200m to	1000m to	800m to	600m to	400m to	200m to	Total or	Margin
14th	3	Tony Mac (4)	1800m	1600m	1400m	1200m	1000m	800m	600m	400m	200m	WP	Average	
		Position in running (margin)	-	10(12.0)	13(31.9)	13(38.4)	13(44.5)	13(45.8)	13(53.5)	13(60.3)	13(72.2)	14(82.4)		84.20
		Sectional time (s)	19.77	19.17	16.05	16.05	16.44	16.80	16.52	16.88	16.40	16.21		
		Cumulative time (s)	170.29	150.52	131.35	115.30	99.25	82.81	66.01	49.49	32.61	16.21	2:50.29	
		Speed (m/s)	10.12	10.43	12.46	12.46	12.17	11.90	12.11	11.85	12.20	12.34	11.74	
		Stride length (m)	5.51	5.19	6.33	6.38	6.34	6.23	6.29	6.25	6.27	6.47	6.10	
		Stride duration (s)	0.534	0.498	0.508	0.512	0.521	0.523	0.519	0.527	0.514	0.525	0.519	
		Stride efficiency (%)	47.53	42.16	62.61	63.58	62.79	60.67	61.75	61.03	61.51	65.44	58.10	
		Stride count	36.27	38.51	31.60	31.35	31.55	32.10	31.82	32.00	31.88	30.91	327.99	

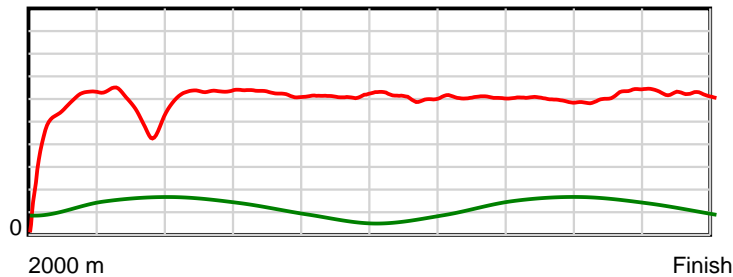
10 m Stride length



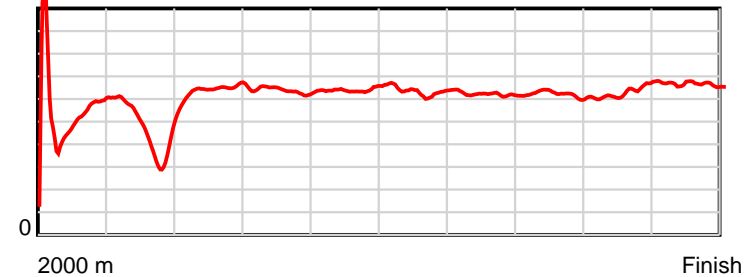
0.6 s Stride duration



20 m/sec Speed



100 % Stride efficiency



Note: Horizontal distance axis grid lines are 200m furlongs.

Disclaimer.

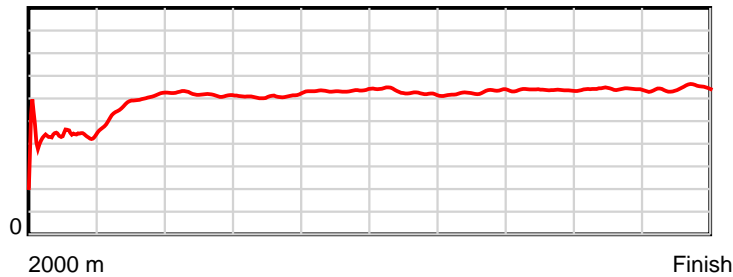
HRNZ and NZMTC and Thoroughbred Ratings Pty Ltd accepts no responsibility for the completeness or accuracy of any of the information contained herein, and makes no representations about its suitability for any particular purpose. Users should make their own judgements about those matters and/or seek independent advice. You assume all risks associated with use of the data provided on this page.

Race Results

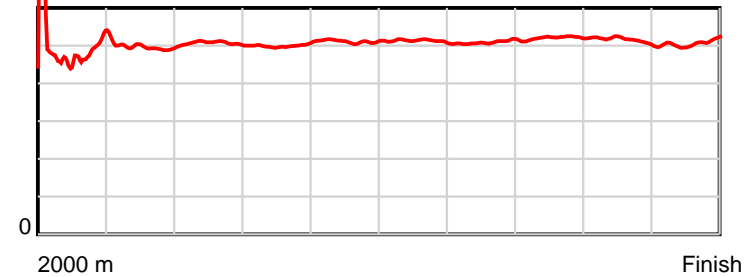
January 28, 2022, Race 8, BRECKON FARMS TROT, Distance 2000m, Addington - Survey 3200m

Result	TAB no.	Horse (Barrier)	2000 to	1800m to	1600m to	1400m to	1200m to	1000m to	800m to	600m to	400m to	200m to	Total or	Margin
15th	13	Anna's Boy (14)	1800m	1600m	1400m	1200m	1000m	800m	600m	400m	200m	WP	Average	
		Position in running (margin)	-	14(35.0)	15(43.7)	15(52.2)	15(59.9)	15(59.6)	15(65.3)	15(70.5)	15(79.6)	15(88.7)		88.10
		Sectional time (s)	23.50	17.33	16.37	16.32	16.16	16.48	16.24	16.42	16.22	15.96		
		Cumulative time (s)	171.00	147.50	130.17	113.80	97.48	81.32	64.84	48.60	32.18	15.96	2:51.00	
		Speed (m/s)	8.51	11.54	12.22	12.25	12.38	12.14	12.32	12.18	12.33	12.53	11.70	
		Stride length (m)	4.29	5.73	6.19	6.13	6.33	6.22	6.27	6.34	6.33	6.38	5.94	
		Stride duration (s)	0.476	0.496	0.507	0.500	0.511	0.512	0.509	0.521	0.514	0.509	0.508	
		Stride efficiency (%)	28.69	51.23	59.92	58.69	62.52	60.43	61.38	62.91	62.71	63.52	55.14	
		Stride count	46.67	34.93	32.30	32.63	31.62	32.16	31.91	31.52	31.57	31.37	336.68	

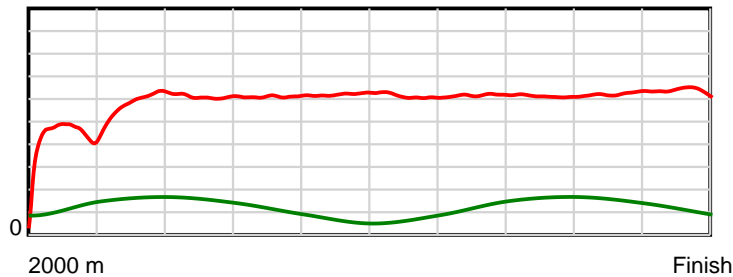
10 m Stride length



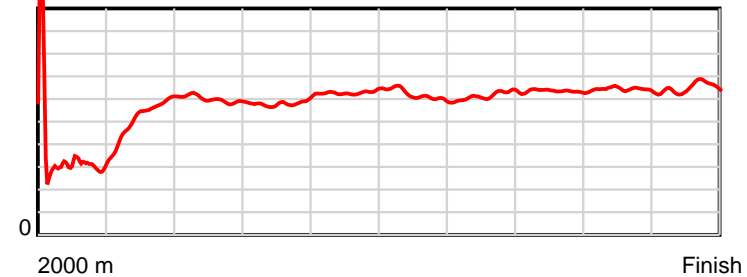
0.6 s Stride duration



20 m/sec Speed



100 % Stride efficiency



Note: Horizontal distance axis grid lines are 200m furlongs.

Disclaimer.

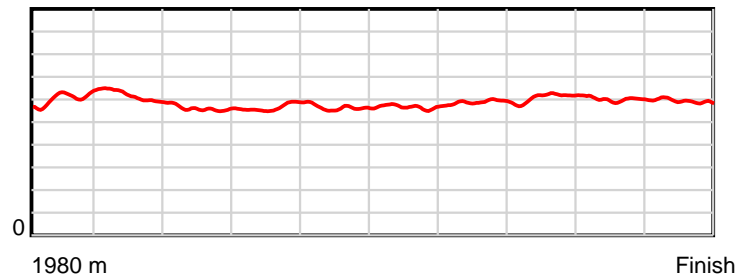
HRNZ and NZMTC and Thoroughbred Ratings Pty Ltd accepts no responsibility for the completeness or accuracy of any of the information contained herein, and makes no representations about its suitability for any particular purpose. Users should make their own judgements about those matters and/or seek independent advice. You assume all risks associated with use of the data provided on this page.

Race Results

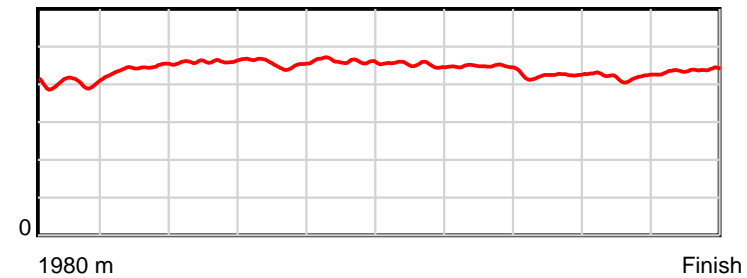
January 28, 2022, Race 9, , Distance 1980m, Addington - Survey 1980m

Result	TAB no.	Horse (Barrier)	1980 to	1800m to	1600m to	1400m to	1200m to	1000m to	800m to	600m to	400m to	200m to	Total or	Margin
1st	3	Mossdale Terry (3)	1800m	1600m	1400m	1200m	1000m	800m	600m	400m	200m	WP	Average	
		Position in running (margin)	-	1(0.0)	1(0.0)	1(0.0)	1(0.0)	1(0.0)	1(0.0)	1(0.0)	1(0.0)	1(0.0)		0.00
		Sectional time (s)	11.82	14.64	16.34	16.14	16.34	16.09	15.24	14.04	14.02	14.91		
		Cumulative time (s)	149.58	137.76	123.12	106.78	90.64	74.30	58.21	42.97	28.93	14.91	2:29.58	
		Speed (m/s)	15.23	13.66	12.24	12.39	12.24	12.43	13.12	14.25	14.27	13.41	13.24	
		Stride length (m)	6.08	6.06	5.64	5.64	5.65	5.63	5.88	6.02	6.00	5.86	5.84	
		Stride duration (s)	0.402	0.443	0.460	0.455	0.462	0.453	0.448	0.423	0.421	0.437	0.441	
		Stride efficiency (%)	57.82	57.30	49.65	49.74	49.86	49.49	54.02	56.70	56.29	53.62	53.25	
		Stride count	29.59	33.03	35.48	35.45	35.41	35.54	34.02	33.20	33.32	34.14	339.18	

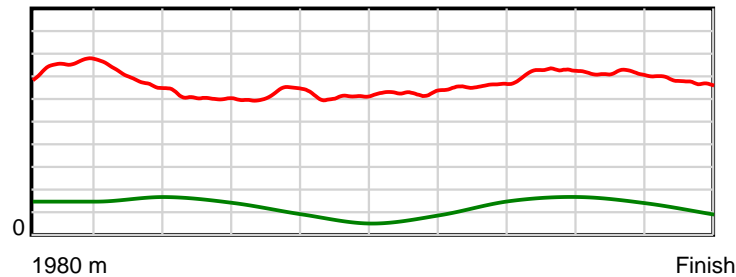
10 m Stride length



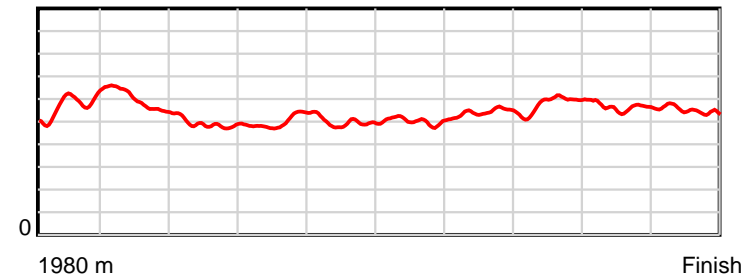
0.6 s Stride duration



20 m/sec Speed



100 % Stride efficiency



Note: Horizontal distance axis grid lines are 200m furlongs.

Disclaimer.

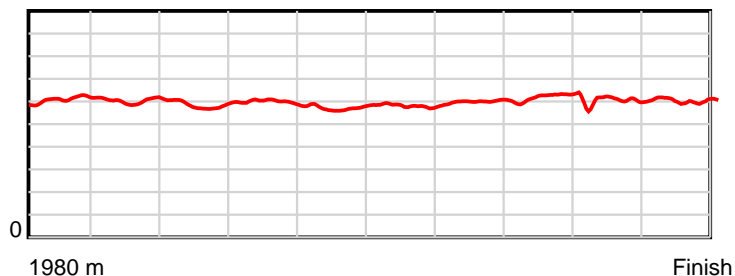
HRNZ and NZMTC and Thoroughbred Ratings Pty Ltd accepts no responsibility for the completeness or accuracy of any of the information contained herein, and makes no representations about its suitability for any particular purpose. Users should make their own judgements about those matters and/or seek independent advice. You assume all risks associated with use of the data provided on this page.

Race Results

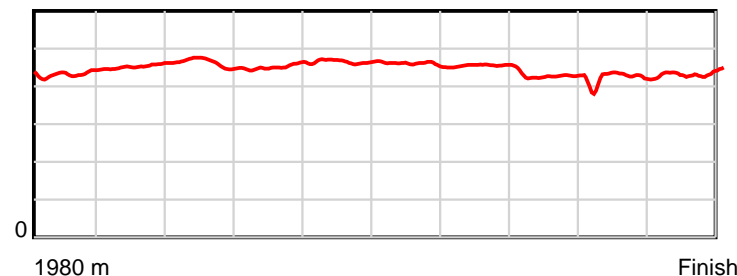
January 28, 2022, Race 9, , Distance 1980m, Addington - Survey 1980m

Result	TAB no.	Horse (Barrier)	1980 to	1800m to	1600m to	1400m to	1200m to	1000m to	800m to	600m to	400m to	200m to	Total or	Margin
2nd	7	Sargent Best (6)	1800m	1600m	1400m	1200m	1000m	800m	600m	400m	200m	WP	Average	
		Position in running (margin)	-	7(5.0)	9(10.3)	9(8.5)	2(1.8)	3(2.4)	3(2.0)	2(1.4)	2(1.8)	3(2.7)		0.07
		Sectional time (s)	12.83	15.52	16.05	15.01	16.46	16.02	15.12	14.12	14.16	14.36		
		Cumulative time (s)	149.65	136.82	121.30	105.25	90.24	73.78	57.76	42.64	28.52	14.36	2:29.65	
		Speed (m/s)	14.03	12.89	12.46	13.32	12.15	12.48	13.23	14.16	14.12	13.93	13.23	
		Stride length (m)	6.12	5.84	5.76	6.02	5.66	5.73	6.02	6.04	5.94	6.06	5.91	
		Stride duration (s)	0.432	0.453	0.462	0.452	0.466	0.459	0.455	0.426	0.420	0.435	0.447	
		Stride efficiency (%)	58.51	53.21	51.89	56.67	50.07	51.33	56.65	56.94	55.14	57.33	54.63	
		Stride count	29.42	34.27	34.71	33.21	35.33	34.89	33.22	33.13	33.67	33.02	334.87	

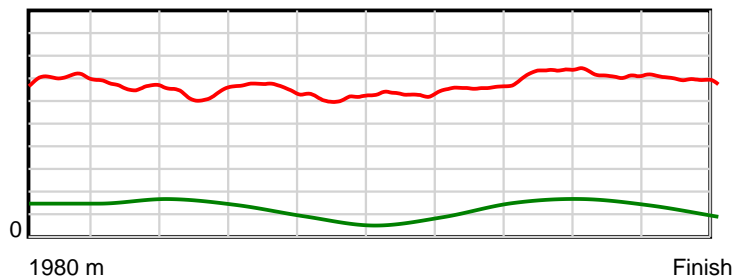
10 m Stride length



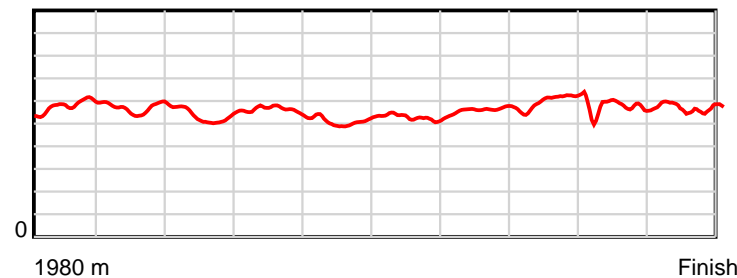
0.6 s Stride duration



20 m/sec Speed



100 % Stride efficiency



Note: Horizontal distance axis grid lines are 200m furlongs.

Disclaimer.

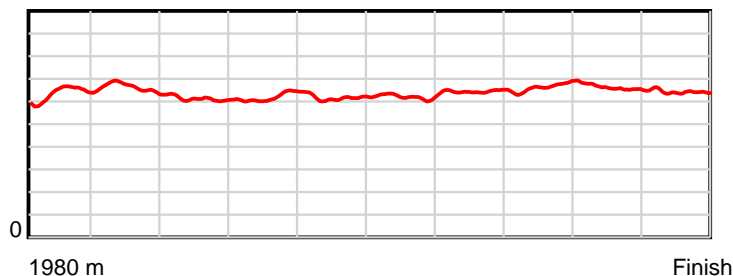
HRNZ and NZMTC and Thoroughbred Ratings Pty Ltd accepts no responsibility for the completeness or accuracy of any of the information contained herein, and makes no representations about its suitability for any particular purpose. Users should make their own judgements about those matters and/or seek independent advice. You assume all risks associated with use of the data provided on this page.

Race Results

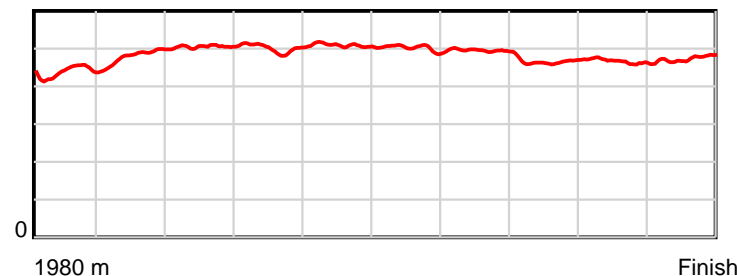
January 28, 2022, Race 9, , Distance 1980m, Addington - Survey 1980m

Result	TAB no.	Horse (Barrier)	1980 to	1800m to	1600m to	1400m to	1200m to	1000m to	800m to	600m to	400m to	200m to	Total or	Margin
3rd	4	Hells Art (4)	1800m	1600m	1400m	1200m	1000m	800m	600m	400m	200m	WP	Average	
		Position in running (margin)	-	4(2.1)	3(2.2)	2(2.2)	3(2.2)	2(1.7)	2(1.6)	3(1.8)	3(2.1)	2(2.3)		1.70
		Sectional time (s)	12.18	14.66	16.33	16.14	16.26	16.07	15.28	14.08	14.05	14.84		
		Cumulative time (s)	149.89	137.71	123.05	106.72	90.58	74.32	58.25	42.97	28.89	14.84	2:29.89	
		Speed (m/s)	14.78	13.64	12.25	12.39	12.30	12.45	13.09	14.20	14.23	13.48	13.21	
		Stride length (m)	6.42	6.57	6.18	6.22	6.26	6.24	6.49	6.60	6.62	6.39	6.40	
		Stride duration (s)	0.437	0.482	0.505	0.502	0.509	0.501	0.496	0.465	0.465	0.474	0.484	
		Stride efficiency (%)	64.38	67.52	59.76	60.43	61.20	60.86	65.82	68.09	68.54	63.83	63.92	
		Stride count	28.04	30.43	32.34	32.16	31.96	32.05	30.82	30.30	30.20	31.29	309.59	

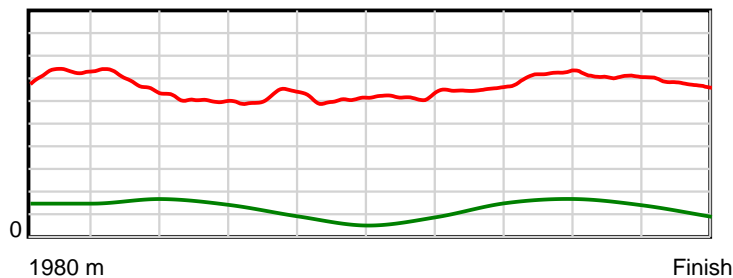
10 m Stride length



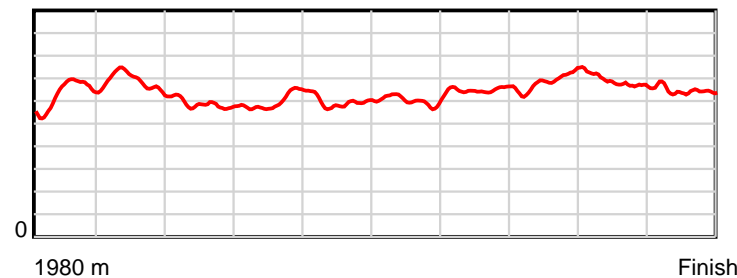
0.6 s Stride duration



20 m/sec Speed



100 % Stride efficiency



Note: Horizontal distance axis grid lines are 200m furlongs.

Disclaimer.

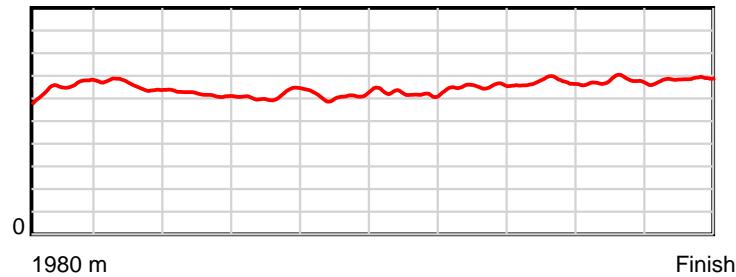
HRNZ and NZMTC and Thoroughbred Ratings Pty Ltd accepts no responsibility for the completeness or accuracy of any of the information contained herein, and makes no representations about its suitability for any particular purpose. Users should make their own judgements about those matters and/or seek independent advice. You assume all risks associated with use of the data provided on this page.

Race Results

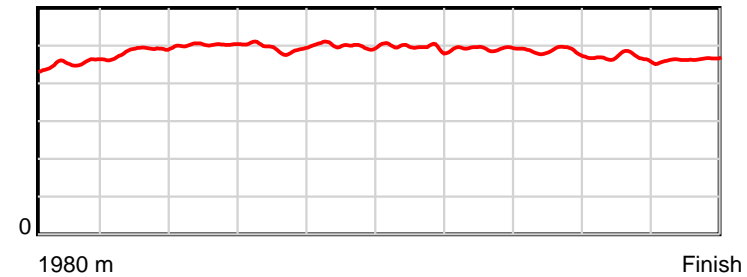
January 28, 2022, Race 9, , Distance 1980m, Addington - Survey 1980m

Result	TAB no.	Horse (Barrier)	1980 to	1800m to	1600m to	1400m to	1200m to	1000m to	800m to	600m to	400m to	200m to	Total or	Margin
4th	10	No Terror (9)	1800m	1600m	1400m	1200m	1000m	800m	600m	400m	200m	WP	Average	
		Position in running (margin)	-	8(5.9)	7(7.7)	7(6.8)	7(6.9)	7(6.3)	7(6.7)	8(5.9)	10(8.9)	9(8.6)		1.80
		Sectional time (s)	12.99	14.94	16.20	16.15	16.25	16.16	15.10	14.55	13.96	13.60		
		Cumulative time (s)	149.90	136.91	121.97	105.77	89.62	73.37	57.21	42.11	27.56	13.60	2:29.90	
		Speed (m/s)	13.86	13.39	12.35	12.38	12.31	12.38	13.25	13.75	14.33	14.71	13.21	
		Stride length (m)	6.61	6.50	6.20	6.12	6.16	6.14	6.52	6.67	6.70	6.82	6.43	
		Stride duration (s)	0.454	0.485	0.502	0.494	0.500	0.496	0.492	0.485	0.468	0.464	0.487	
		Stride efficiency (%)	68.18	65.96	60.14	58.50	59.28	58.91	66.43	69.50	70.12	72.75	64.65	
		Stride count	27.25	30.78	32.24	32.69	32.47	32.57	30.67	29.99	29.86	29.31	307.83	

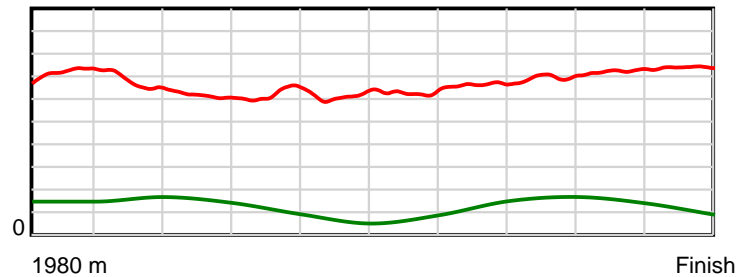
10 m Stride length



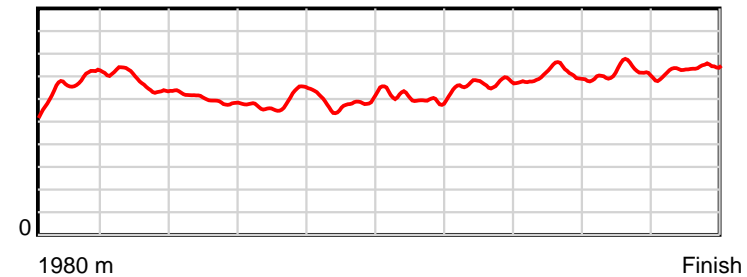
0.6 s Stride duration



20 m/sec Speed



100 % Stride efficiency



Note: Horizontal distance axis grid lines are 200m furlongs.

Disclaimer.

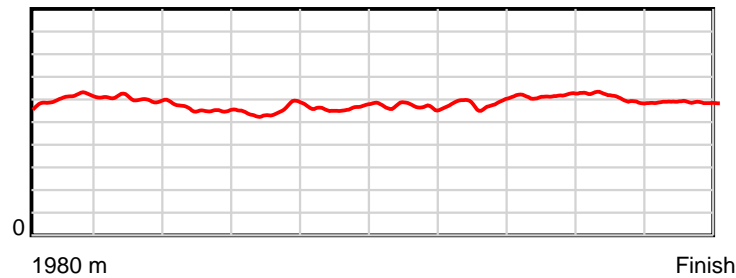
HRNZ and NZMTC and Thoroughbred Ratings Pty Ltd accepts no responsibility for the completeness or accuracy of any of the information contained herein, and makes no representations about its suitability for any particular purpose. Users should make their own judgements about those matters and/or seek independent advice. You assume all risks associated with use of the data provided on this page.

Race Results

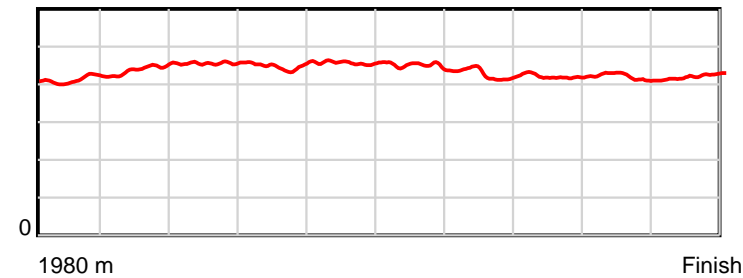
January 28, 2022, Race 9, , Distance 1980m, Addington - Survey 1980m

Result	TAB no.	Horse (Barrier)	1980 to	1800m to	1600m to	1400m to	1200m to	1000m to	800m to	600m to	400m to	200m to	Total or	Margin
5th	11	Mary Austin (10)	1800m	1600m	1400m	1200m	1000m	800m	600m	400m	200m	WP	Average	
		Position in running (margin)	-	6(4.7)	6(5.8)	6(6.2)	8(7.0)	8(7.6)	8(8.1)	6(4.0)	6(4.4)	5(5.2)		2.70
		Sectional time (s)	12.66	14.83	16.40	16.28	16.43	16.18	14.56	14.11	14.15	14.46		
		Cumulative time (s)	150.06	137.40	122.57	106.17	89.89	73.46	57.28	42.72	28.61	14.46	2:30.06	
		Speed (m/s)	14.22	13.49	12.20	12.29	12.17	12.36	13.74	14.17	14.13	13.83	13.19	
		Stride length (m)	6.06	5.93	5.55	5.51	5.56	5.56	5.87	5.96	5.92	5.84	5.77	
		Stride duration (s)	0.413	0.439	0.456	0.448	0.457	0.450	0.427	0.421	0.419	0.422	0.437	
		Stride efficiency (%)	57.36	54.90	48.21	47.45	48.33	48.30	53.76	55.53	54.79	53.33	51.97	
		Stride count	29.71	33.74	36.01	36.30	35.96	35.97	34.10	33.55	33.78	34.23	343.35	

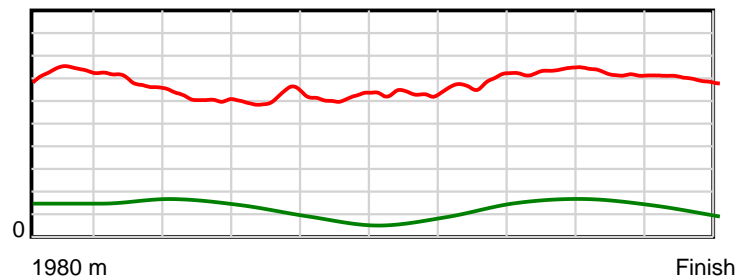
10 m Stride length



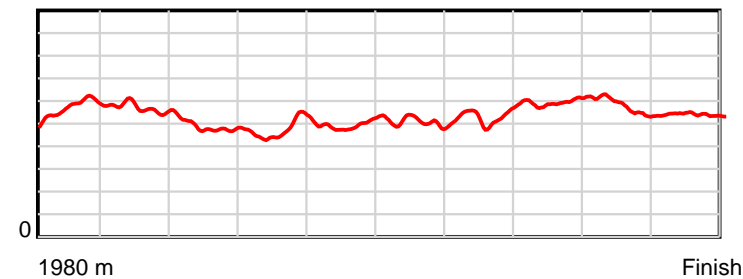
0.6 s Stride duration



20 m/sec Speed



100 % Stride efficiency



Note: Horizontal distance axis grid lines are 200m furlongs.

Disclaimer.

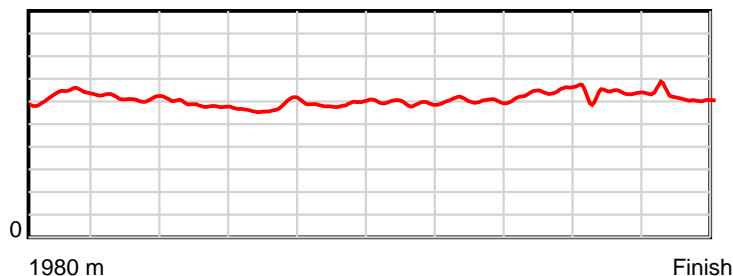
HRNZ and NZMTC and Thoroughbred Ratings Pty Ltd accepts no responsibility for the completeness or accuracy of any of the information contained herein, and makes no representations about its suitability for any particular purpose. Users should make their own judgements about those matters and/or seek independent advice. You assume all risks associated with use of the data provided on this page.

Race Results

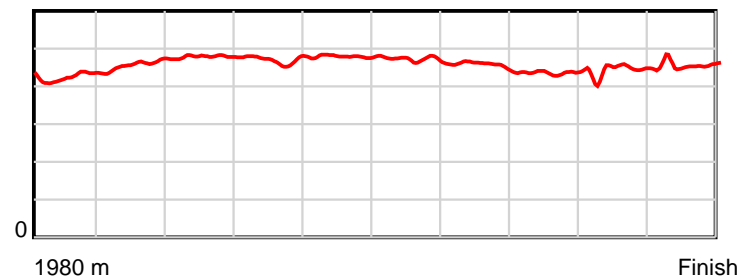
January 28, 2022, Race 9, , Distance 1980m, Addington - Survey 1980m

Result	TAB no.	Horse (Barrier)	1980 to	1800m to	1600m to	1400m to	1200m to	1000m to	800m to	600m to	400m to	200m to	Total or	Margin
6th	8	Woodlea Jewel (7)	1800m	1600m	1400m	1200m	1000m	800m	600m	400m	200m	WP	Average	
		Position in running (margin)	-	3(0.7)	4(3.6)	4(4.2)	6(5.3)	6(5.9)	6(6.0)	7(4.9)	5(3.1)	4(4.1)		3.80
		Sectional time (s)	12.07	15.12	16.44	16.32	16.44	16.12	15.04	13.74	14.18	14.80		
		Cumulative time (s)	150.27	138.20	123.08	106.64	90.32	73.88	57.76	42.72	28.98	14.80	2:30.27	
		Speed (m/s)	14.91	13.23	12.17	12.25	12.17	12.41	13.30	14.56	14.10	13.51	13.18	
		Stride length (m)	6.36	6.05	5.82	5.77	5.82	5.85	6.06	6.37	6.24	6.17	6.04	
		Stride duration (s)	0.424	0.457	0.479	0.471	0.479	0.471	0.456	0.437	0.442	0.456	0.458	
		Stride efficiency (%)	63.28	57.11	52.97	52.08	52.97	53.47	57.44	63.32	60.80	59.41	57.01	
		Stride count	28.29	33.08	34.35	34.64	34.35	34.19	32.99	31.42	32.06	32.44	327.81	

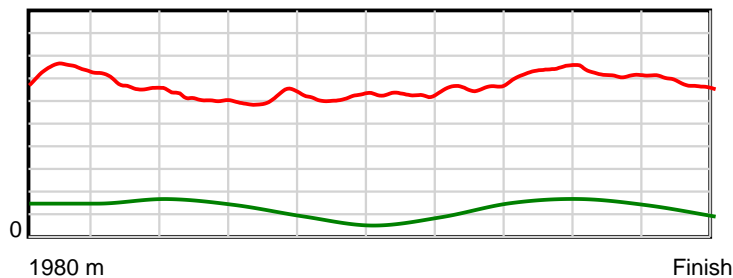
10 m Stride length



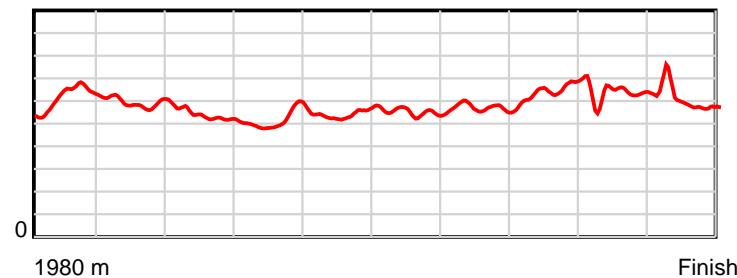
0.6 s Stride duration



20 m/sec Speed



100 % Stride efficiency



Note: Horizontal distance axis grid lines are 200m furlongs.

Disclaimer.

HRNZ and NZMTC and Thoroughbred Ratings Pty Ltd accepts no responsibility for the completeness or accuracy of any of the information contained herein, and makes no representations about its suitability for any particular purpose. Users should make their own judgements about those matters and/or seek independent advice. You assume all risks associated with use of the data provided on this page.

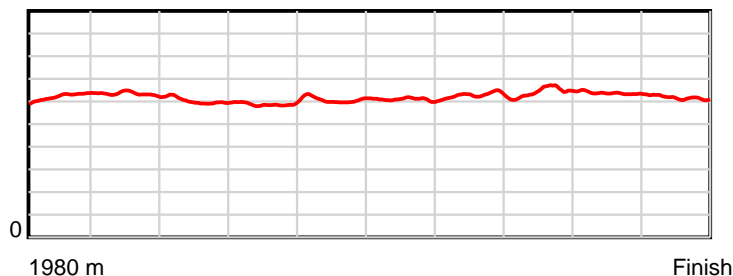


Race Results

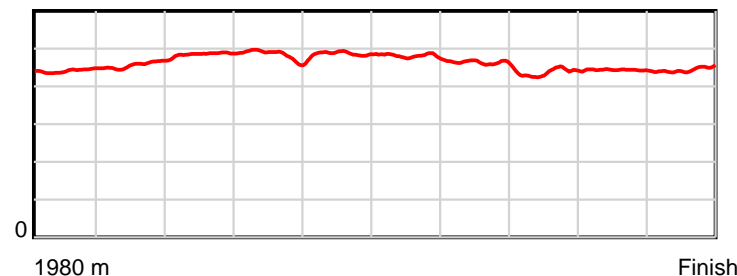
January 28, 2022, Race 9, , Distance 1980m, Addington - Survey 1980m

Result	TAB no.	Horse (Barrier)	1980 to	1800m to	1600m to	1400m to	1200m to	1000m to	800m to	600m to	400m to	200m to	Total or	Margin
7th	1	Mamma Mia (1)	1800m	1600m	1400m	1200m	1000m	800m	600m	400m	200m	WP	Average	
		Position in running (margin)	-	11(11.2)	10(10.8)	10(10.1)	11(11.9)	10(10.1)	9(9.2)	10(6.7)	7(5.7)	7(5.6)		4.20
		Sectional time (s)	13.94	14.58	16.21	16.45	16.04	15.93	14.82	13.88	14.00	14.48		
		Cumulative time (s)	150.33	136.39	121.81	105.60	89.15	73.11	57.18	42.36	28.48	14.48	2:30.33	
		Speed (m/s)	12.91	13.72	12.34	12.16	12.47	12.55	13.50	14.41	14.29	13.81	13.17	
		Stride length (m)	6.20	6.26	6.00	5.88	6.07	6.03	6.25	6.28	6.34	6.15	6.14	
		Stride duration (s)	0.441	0.457	0.486	0.483	0.487	0.480	0.463	0.436	0.443	0.445	0.466	
		Stride efficiency (%)	60.12	61.31	56.22	53.97	57.58	56.83	61.01	61.64	62.74	59.06	58.95	
		Stride count	29.02	31.93	33.34	34.03	32.95	33.16	32.01	31.85	31.56	32.53	322.38	

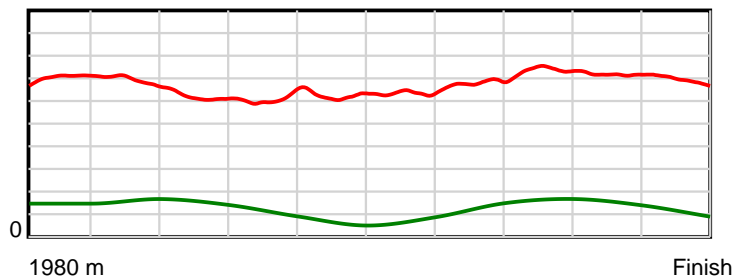
10 m Stride length



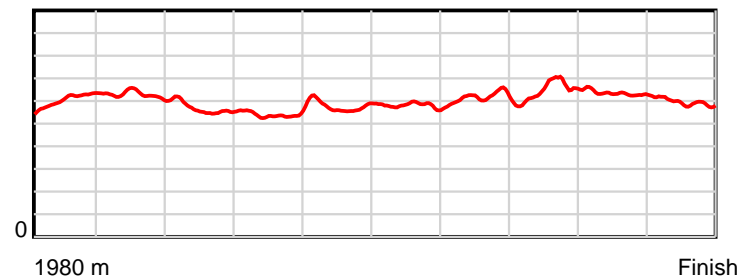
0.6 s Stride duration



20 m/sec Speed



100 % Stride efficiency



Note: Horizontal distance axis grid lines are 200m furlongs.

Disclaimer.

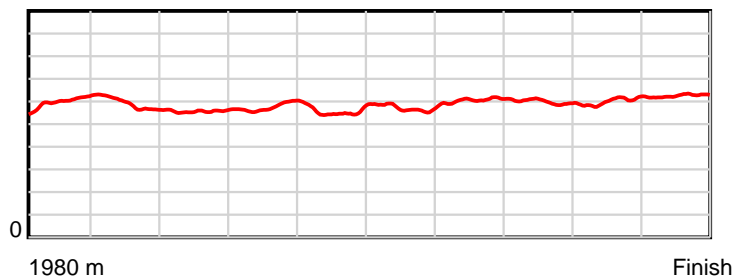
HRNZ and NZMTC and Thoroughbred Ratings Pty Ltd accepts no responsibility for the completeness or accuracy of any of the information contained herein, and makes no representations about its suitability for any particular purpose. Users should make their own judgements about those matters and/or seek independent advice. You assume all risks associated with use of the data provided on this page.

Race Results

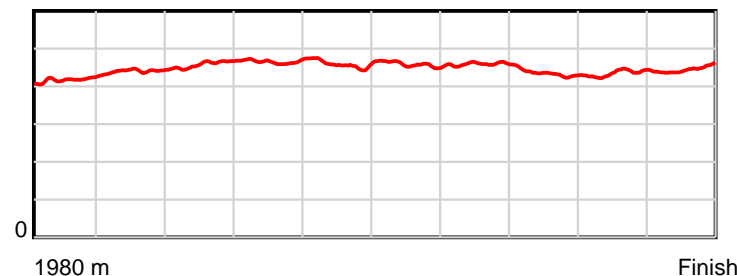
January 28, 2022, Race 9, , Distance 1980m, Addington - Survey 1980m

Result	TAB no.	Horse (Barrier)	1980 to	1800m to	1600m to	1400m to	1200m to	1000m to	800m to	600m to	400m to	200m to	Total or	Margin
8th	2	Marshmellow Mi... (2)	1800m	1600m	1400m	1200m	1000m	800m	600m	400m	200m	WP	Average	
		Position in running (margin)	-	5(3.8)	5(5.2)	5(5.3)	5(4.7)	5(4.6)	5(4.2)	5(3.5)	8(6.7)	10(9.8)		6.50
		Sectional time (s)	12.63	14.88	16.35	16.05	16.33	16.03	15.11	14.57	14.53	14.28		
		Cumulative time (s)	150.76	138.13	123.25	106.90	90.85	74.52	58.49	43.38	28.81	14.28	2:30.76	
		Speed (m/s)	14.25	13.44	12.23	12.46	12.25	12.48	13.24	13.73	13.76	14.01	13.13	
		Stride length (m)	6.06	5.92	5.61	5.80	5.62	5.71	6.07	5.96	5.99	6.25	5.89	
		Stride duration (s)	0.418	0.441	0.458	0.466	0.459	0.458	0.459	0.434	0.435	0.446	0.449	
		Stride efficiency (%)	57.37	54.81	49.11	52.63	49.38	51.04	57.63	55.58	56.02	61.05	54.24	
		Stride count	29.71	33.77	35.68	34.46	35.58	35.00	32.93	33.54	33.40	32.00	336.07	

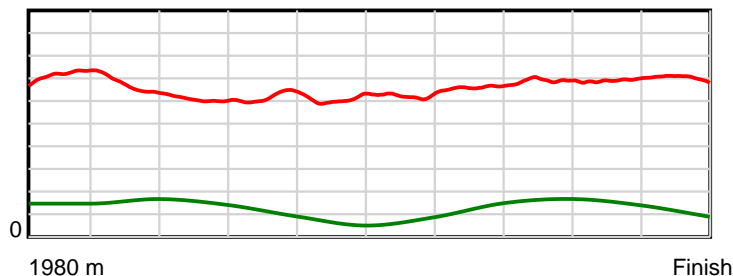
10 m Stride length



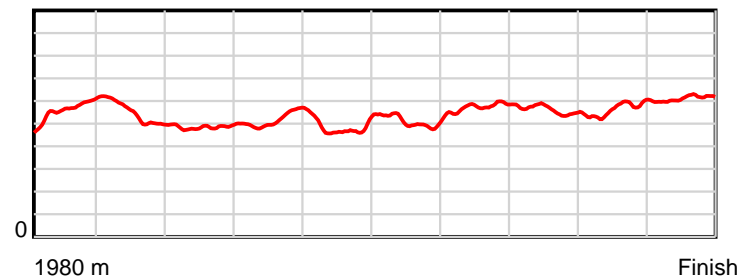
0.6 s Stride duration



20 m/sec Speed



100 % Stride efficiency



Note: Horizontal distance axis grid lines are 200m furlongs.

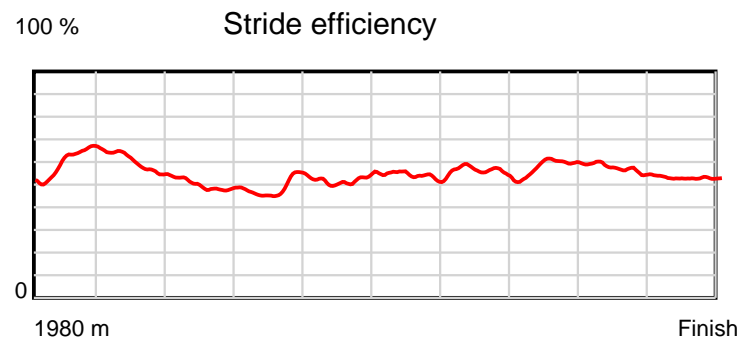
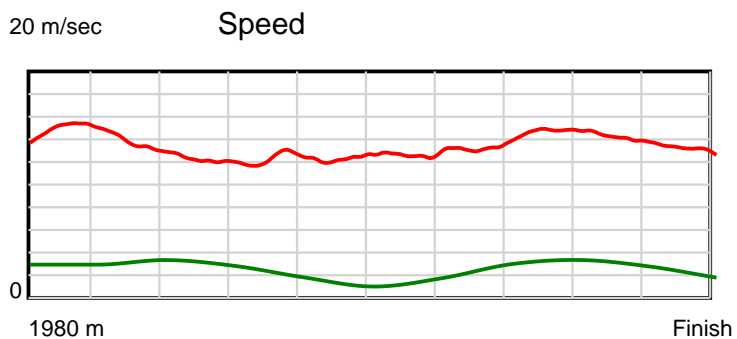
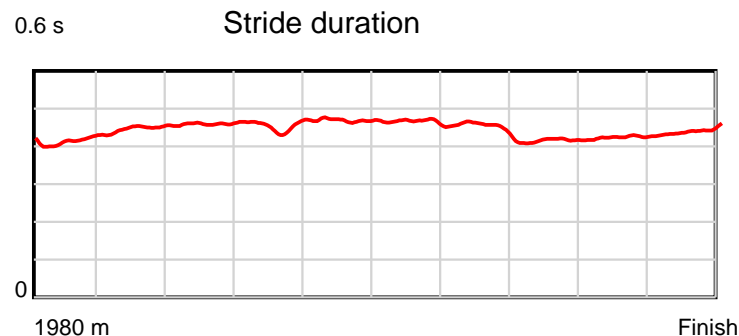
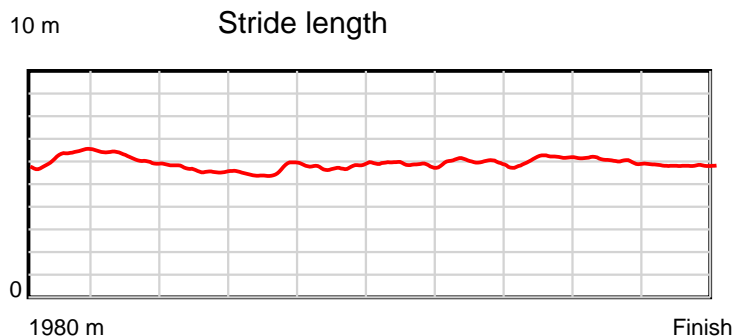
Disclaimer.

HRNZ and NZMTC and Thoroughbred Ratings Pty Ltd accepts no responsibility for the completeness or accuracy of any of the information contained herein, and makes no representations about its suitability for any particular purpose. Users should make their own judgements about those matters and/or seek independent advice. You assume all risks associated with use of the data provided on this page.

Race Results

January 28, 2022, Race 9, , Distance 1980m, Addington - Survey 1980m

Result	TAB no.	Horse (Barrier)	1980 to	1800m to	1600m to	1400m to	1200m to	1000m to	800m to	600m to	400m to	200m to	Total or	Margin
9th	6	Heat Seeker (5)	1800m	1600m	1400m	1200m	1000m	800m	600m	400m	200m	WP	Average	
		Position in running (margin)	-	2(0.5)	2(2.1)	3(2.6)	4(3.4)	4(3.9)	4(4.0)	4(2.8)	4(3.0)	6(5.3)		7.30
		Sectional time (s)	12.00	14.91	16.43	16.28	16.42	16.11	15.03	14.07	14.40	15.25		
		Cumulative time (s)	150.90	138.90	123.99	107.56	91.28	74.86	58.75	43.72	29.65	15.25	2:30.90	
		Speed (m/s)	15.00	13.41	12.17	12.29	12.18	12.41	13.31	14.21	13.89	13.11	13.12	
		Stride length (m)	6.18	5.99	5.59	5.60	5.71	5.77	6.01	5.91	5.90	5.80	5.84	
		Stride duration (s)	0.413	0.447	0.459	0.455	0.469	0.465	0.452	0.416	0.425	0.443	0.445	
		Stride efficiency (%)	59.76	56.16	48.82	48.93	50.96	52.09	56.43	54.53	54.36	52.62	53.25	
		Stride count	29.11	33.36	35.78	35.74	35.02	34.64	33.28	33.86	33.91	34.47	339.17	



Note: Horizontal distance axis grid lines are 200m furlongs.

Disclaimer.

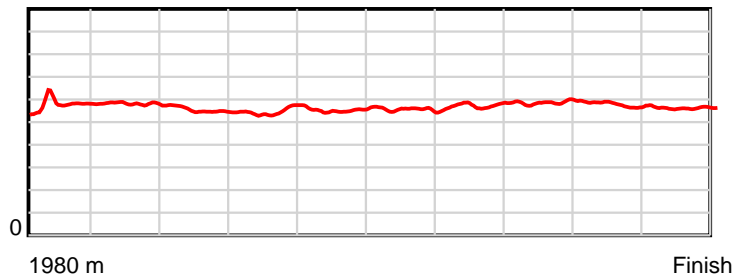
HRNZ and NZMTC and Thoroughbred Ratings Pty Ltd accepts no responsibility for the completeness or accuracy of any of the information contained herein, and makes no representations about its suitability for any particular purpose. Users should make their own judgements about those matters and/or seek independent advice. You assume all risks associated with use of the data provided on this page.

Race Results

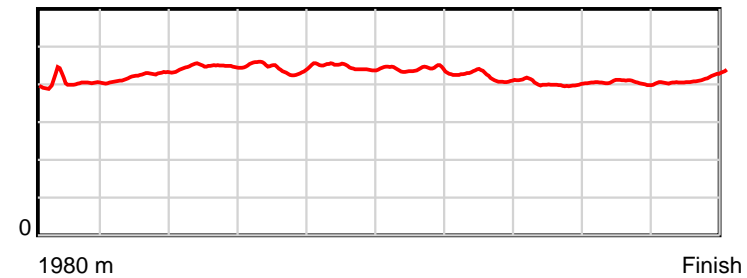
January 28, 2022, Race 9, , Distance 1980m, Addington - Survey 1980m

Result	TAB no.	Horse (Barrier)	1980 to	1800m to	1600m to	1400m to	1200m to	1000m to	800m to	600m to	400m to	200m to	Total or	Margin
10th	12	Magical Miles (11)	1800m	1600m	1400m	1200m	1000m	800m	600m	400m	200m	WP	Average	
		Position in running (margin)	-	9(6.2)	8(8.1)	8(8.3)	9(9.2)	9(9.0)	10(9.9)	9(6.1)	9(7.7)	8(8.3)		7.50
		Sectional time (s)	12.93	14.95	16.38	16.29	16.31	16.24	14.62	14.29	14.12	14.80		
		Cumulative time (s)	150.93	138.00	123.05	106.67	90.38	74.07	57.83	43.21	28.92	14.80	2:30.93	
		Speed (m/s)	13.92	13.38	12.21	12.28	12.26	12.32	13.68	14.00	14.16	13.51	13.12	
		Stride length (m)	5.81	5.64	5.47	5.45	5.47	5.41	5.75	5.62	5.74	5.63	5.59	
		Stride duration (s)	0.404	0.421	0.448	0.444	0.446	0.440	0.420	0.402	0.405	0.416	0.426	
		Stride efficiency (%)	52.72	49.63	46.73	46.35	46.80	45.81	51.65	49.35	51.50	49.45	48.88	
		Stride count	30.99	35.49	36.57	36.72	36.55	36.94	34.79	35.59	34.84	35.55	354.03	

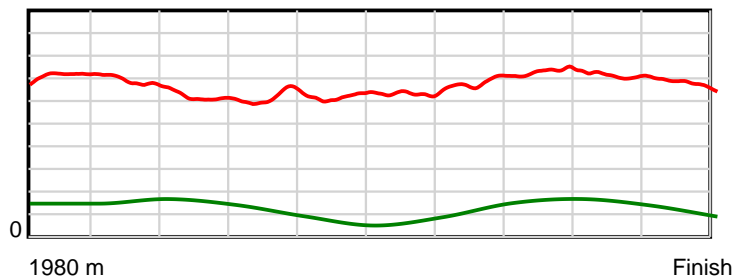
10 m Stride length



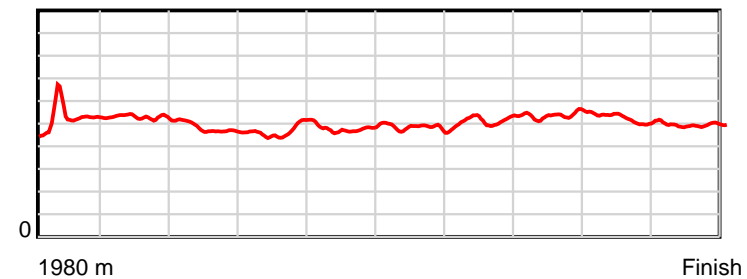
0.6 s Stride duration



20 m/sec Speed



100 % Stride efficiency



Note: Horizontal distance axis grid lines are 200m furlongs.

Disclaimer.

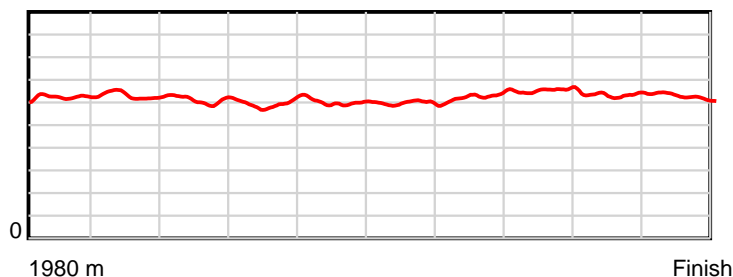
HRNZ and NZMTC and Thoroughbred Ratings Pty Ltd accepts no responsibility for the completeness or accuracy of any of the information contained herein, and makes no representations about its suitability for any particular purpose. Users should make their own judgements about those matters and/or seek independent advice. You assume all risks associated with use of the data provided on this page.

Race Results

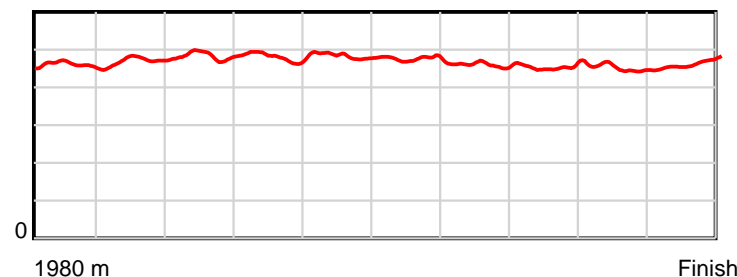
January 28, 2022, Race 9, , Distance 1980m, Addington - Survey 1980m

Result	TAB no.	Horse (Barrier)	1980 to	1800m to	1600m to	1400m to	1200m to	1000m to	800m to	600m to	400m to	200m to	Total or	Margin
11th	9	Rock'n Kiwi (8)	1800m	1600m	1400m	1200m	1000m	800m	600m	400m	200m	WP	Average	
		Position in running (margin)	-	10(8.5)	11(12.7)	11(11.4)	10(11.5)	11(11.6)	11(12.1)	11(8.6)	11(9.9)	11(11.7)		11.40
		Sectional time (s)	13.44	15.33	16.11	16.17	16.34	16.18	14.65	14.26	14.31	14.84		
		Cumulative time (s)	151.63	138.19	122.86	106.75	90.58	74.24	58.06	43.41	29.15	14.84	2:31.63	
		Speed (m/s)	13.39	13.05	12.41	12.37	12.24	12.36	13.65	14.03	13.98	13.48	13.06	
		Stride length (m)	6.26	6.12	6.00	5.95	5.92	5.87	6.28	6.37	6.29	6.27	6.13	
		Stride duration (s)	0.462	0.470	0.483	0.481	0.483	0.475	0.460	0.454	0.450	0.465	0.469	
		Stride efficiency (%)	61.26	58.60	56.21	55.28	54.69	53.92	61.70	63.34	61.79	61.38	58.64	
		Stride count	28.75	32.66	33.35	33.63	33.81	34.05	31.83	31.41	31.81	31.91	323.21	

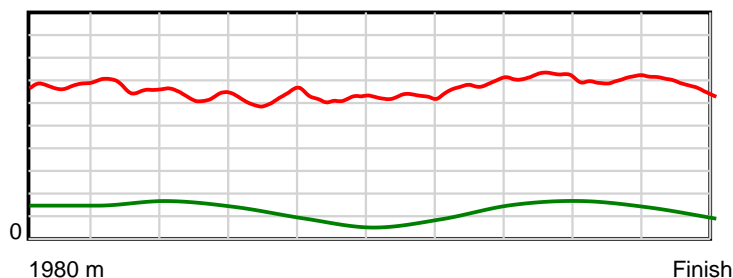
10 m Stride length



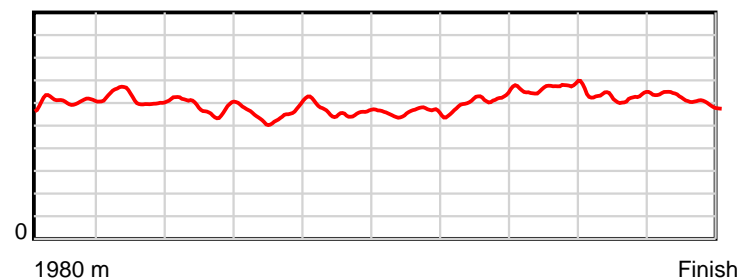
0.6 s Stride duration



20 m/sec Speed



100 % Stride efficiency



Note: Horizontal distance axis grid lines are 200m furlongs.

Disclaimer.

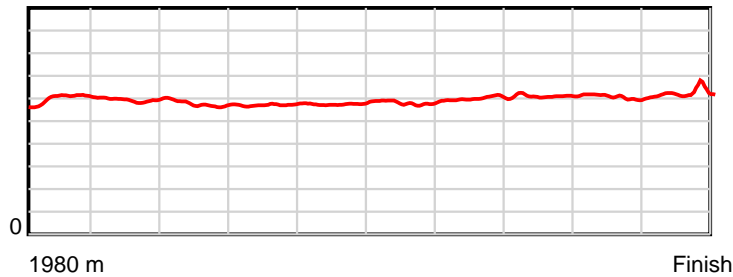
HRNZ and NZMTC and Thoroughbred Ratings Pty Ltd accepts no responsibility for the completeness or accuracy of any of the information contained herein, and makes no representations about its suitability for any particular purpose. Users should make their own judgements about those matters and/or seek independent advice. You assume all risks associated with use of the data provided on this page.

Race Results

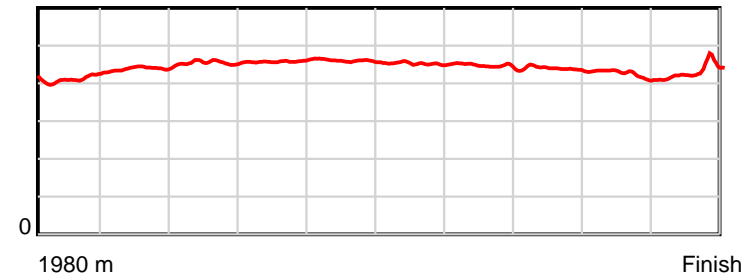
January 28, 2022, Race 10, FIRST DIRECT TAXIS MOBILE PACE, Distance 1980m, Addington - Survey 1980m

Result	TAB no.	Horse (Barrier)	1980 to	1800m to	1600m to	1400m to	1200m to	1000m to	800m to	600m to	400m to	200m to	Total or	Margin
1st	6	Onedin Miki (6)	1800m	1600m	1400m	1200m	1000m	800m	600m	400m	200m	WP	Average	
		Position in running (margin)	-	3(1.9)	4(4.2)	4(3.3)	3(1.8)	3(3.6)	3(2.3)	2(2.3)	2(1.0)	2(0.0)		0.00
		Sectional time (s)	12.22	15.02	15.95	15.97	16.15	15.83	14.89	14.59	14.09	13.79		
		Cumulative time (s)	148.50	136.28	121.26	105.31	89.34	73.19	57.36	42.47	27.88	13.79	2:28.50	
		Speed (m/s)	14.73	13.32	12.54	12.52	12.38	12.63	13.43	13.71	14.19	14.50	13.33	
		Stride length (m)	6.05	5.85	5.70	5.73	5.70	5.71	6.00	6.02	6.02	6.23	5.89	
		Stride duration (s)	0.411	0.439	0.455	0.458	0.460	0.452	0.446	0.439	0.424	0.430	0.442	
		Stride efficiency (%)	57.28	53.44	50.85	51.35	50.74	50.99	56.23	56.65	56.54	60.72	54.30	
		Stride count	29.73	34.20	35.06	34.89	35.10	35.01	33.34	33.22	33.25	32.08	335.88	

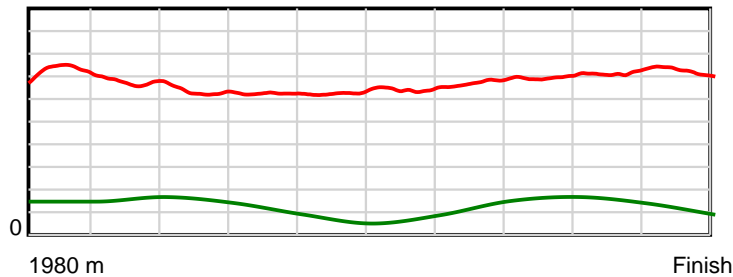
10 m Stride length



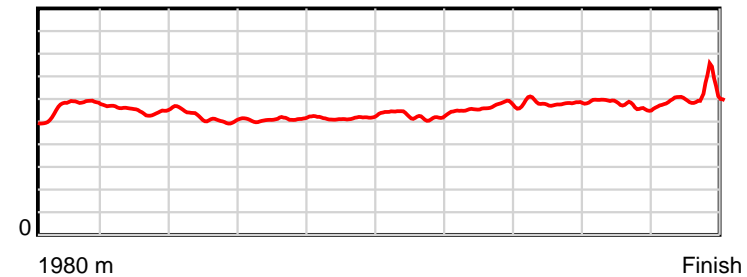
0.6 s Stride duration



20 m/sec Speed



100 % Stride efficiency



Note: Horizontal distance axis grid lines are 200m furlongs.

Disclaimer.

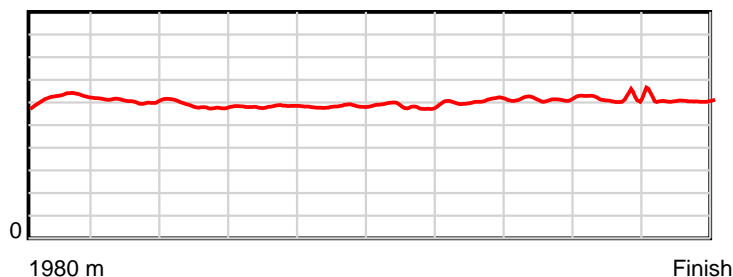
HRNZ and NZMTC and Thoroughbred Ratings Pty Ltd accepts no responsibility for the completeness or accuracy of any of the information contained herein, and makes no representations about its suitability for any particular purpose. Users should make their own judgements about those matters and/or seek independent advice. You assume all risks associated with use of the data provided on this page.

Race Results

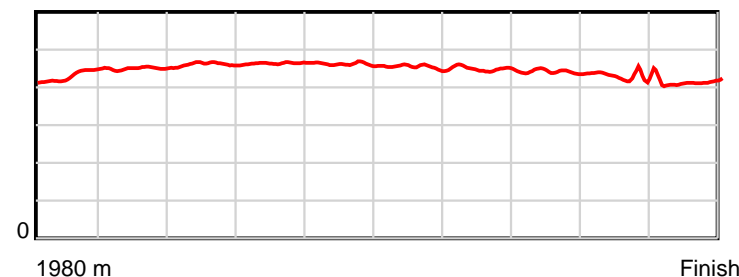
January 28, 2022, Race 10, FIRST DIRECT TAXIS MOBILE PACE, Distance 1980m, Addington - Survey 1980m

Result	TAB no.	Horse (Barrier)	1980 to	1800m to	1600m to	1400m to	1200m to	1000m to	800m to	600m to	400m to	200m to	Total or	Margin
2nd	11	Sneak A Peek (10)	1800m	1600m	1400m	1200m	1000m	800m	600m	400m	200m	WP	Average	
		Position in running (margin)	-	7(5.7)	7(8.2)	7(6.9)	6(5.4)	7(7.1)	7(6.0)	6(5.6)	6(4.4)	5(3.1)		1.80
		Sectional time (s)	12.77	15.06	15.86	15.99	16.13	15.87	14.82	14.60	14.05	13.68		
		Cumulative time (s)	148.83	136.06	121.00	105.14	89.15	73.02	57.15	42.33	27.73	13.68	2:28.83	
		Speed (m/s)	14.09	13.28	12.61	12.51	12.40	12.60	13.50	13.70	14.23	14.62	13.30	
		Stride length (m)	6.22	5.98	5.82	5.80	5.73	5.72	6.06	6.05	6.09	6.03	5.94	
		Stride duration (s)	0.432	0.450	0.461	0.464	0.462	0.454	0.449	0.441	0.428	0.412	0.447	
		Stride efficiency (%)	60.37	55.81	52.85	52.61	51.22	51.06	57.38	57.14	57.92	56.79	55.14	
		Stride count	28.96	33.47	34.39	34.47	34.93	34.99	33.01	33.08	32.85	33.17	333.32	

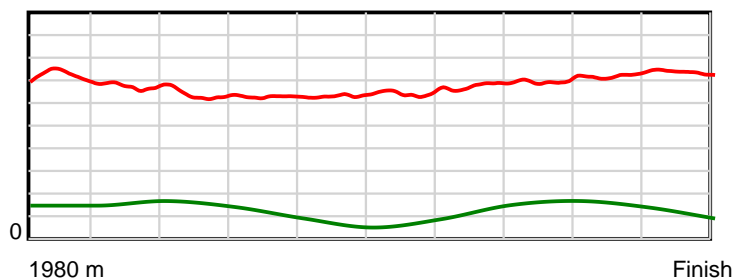
10 m Stride length



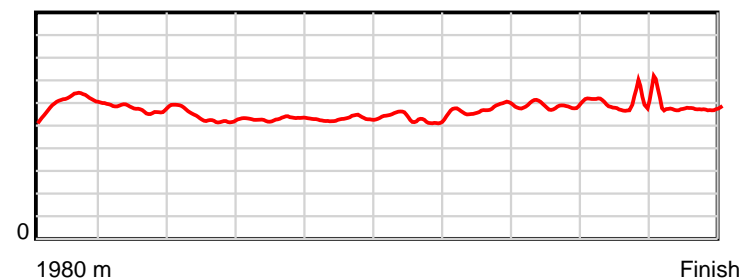
0.6 s Stride duration



20 m/sec Speed



100 % Stride efficiency



Note: Horizontal distance axis grid lines are 200m furlongs.

Disclaimer.

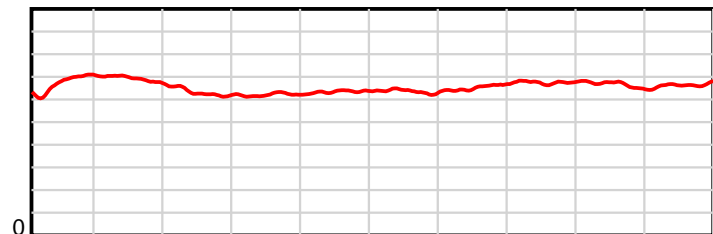
HRNZ and NZMTC and Thoroughbred Ratings Pty Ltd accepts no responsibility for the completeness or accuracy of any of the information contained herein, and makes no representations about its suitability for any particular purpose. Users should make their own judgements about those matters and/or seek independent advice. You assume all risks associated with use of the data provided on this page.

Race Results

January 28, 2022, Race 10, FIRST DIRECT TAXIS MOBILE PACE, Distance 1980m, Addington - Survey 1980m

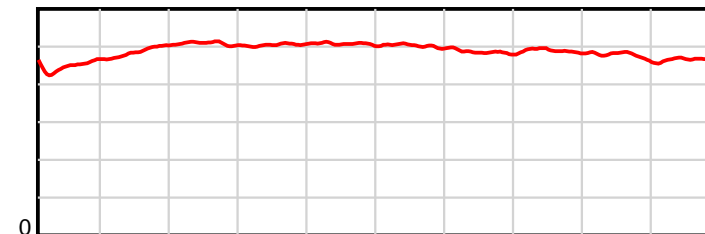
Result	TAB no.	Horse (Barrier)	1980 to	1800m to	1600m to	1400m to	1200m to	1000m to	800m to	600m to	400m to	200m to	Total or	Margin
3rd	9	Bettor Grunter (8)	1800m	1600m	1400m	1200m	1000m	800m	600m	400m	200m	WP	Average	
		Position in running (margin)	-	1(0.0)	1(0.0)	1(0.0)	1(0.0)	1(0.0)	1(0.0)	1(0.0)	1(0.0)	1(0.0)		2.10
		Sectional time (s)	11.78	14.64	16.09	16.23	15.84	16.06	14.88	14.80	14.26	14.29		
		Cumulative time (s)	148.87	137.09	122.45	106.36	90.13	74.29	58.23	43.35	28.55	14.29	2:28.87	
		Speed (m/s)	15.28	13.66	12.43	12.32	12.63	12.45	13.44	13.51	14.03	14.00	13.30	
		Stride length (m)	6.79	6.68	6.31	6.22	6.40	6.25	6.51	6.60	6.66	6.60	6.49	
		Stride duration (s)	0.449	0.489	0.508	0.505	0.507	0.502	0.484	0.489	0.475	0.471	0.488	
		Stride efficiency (%)	71.98	69.63	62.31	60.49	63.93	61.04	66.27	68.14	69.23	67.98	65.89	
		Stride count	26.52	29.96	31.67	32.14	31.27	32.00	30.71	30.29	30.05	30.32	304.93	

10 m Stride length



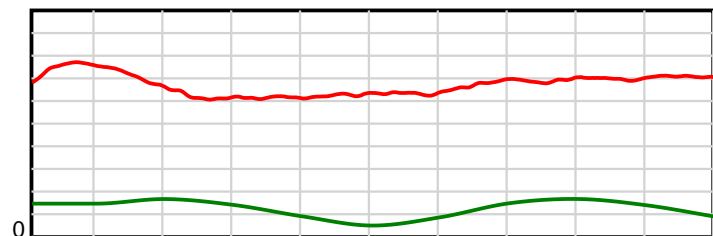
1980 m Finish

0.6 s Stride duration



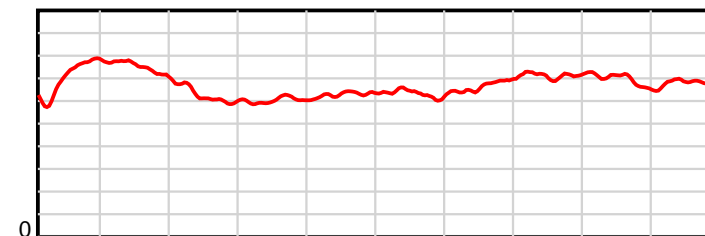
1980 m Finish

20 m/sec Speed



1980 m Finish

100 % Stride efficiency



1980 m Finish

Note: Horizontal distance axis grid lines are 200m furlongs.

Disclaimer.

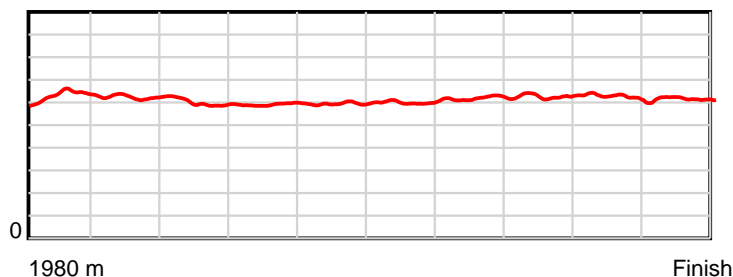
HRNZ and NZMTC and Thoroughbred Ratings Pty Ltd accepts no responsibility for the completeness or accuracy of any of the information contained herein, and makes no representations about its suitability for any particular purpose. Users should make their own judgements about those matters and/or seek independent advice. You assume all risks associated with use of the data provided on this page.

Race Results

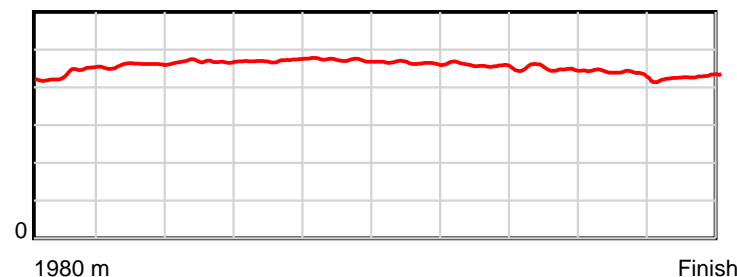
January 28, 2022, Race 10, FIRST DIRECT TAXIS MOBILE PACE, Distance 1980m, Addington - Survey 1980m

Result	TAB no.	Horse (Barrier)	1980 to	1800m to	1600m to	1400m to	1200m to	1000m to	800m to	600m to	400m to	200m to	Total or	Margin
4th	2	Nikki Noto (2)	1800m	1600m	1400m	1200m	1000m	800m	600m	400m	200m	WP	Average	
		Position in running (margin)	-	5(3.5)	6(6.3)	6(5.5)	5(3.6)	5(5.4)	5(4.1)	4(3.8)	4(2.9)	4(2.4)		2.60
		Sectional time (s)	12.45	15.12	15.94	15.93	16.13	15.85	14.84	14.64	14.19	13.88		
		Cumulative time (s)	148.97	136.52	121.40	105.46	89.53	73.40	57.55	42.71	28.07	13.88	2:28.97	
		Speed (m/s)	14.45	13.23	12.55	12.55	12.40	12.62	13.48	13.66	14.09	14.41	13.29	
		Stride length (m)	6.33	6.07	5.88	5.91	5.86	5.86	6.17	6.14	6.14	6.18	6.05	
		Stride duration (s)	0.437	0.459	0.468	0.471	0.473	0.465	0.458	0.449	0.435	0.429	0.455	
		Stride efficiency (%)	62.56	57.65	53.94	54.64	53.68	53.74	59.48	58.83	58.86	59.69	57.14	
		Stride count	28.45	32.93	34.04	33.82	34.12	34.10	32.42	32.60	32.59	32.36	327.43	

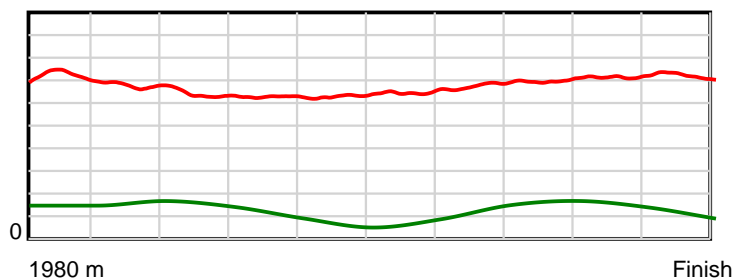
10 m Stride length



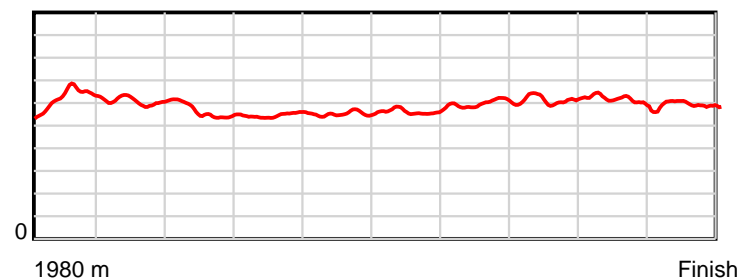
0.6 s Stride duration



20 m/sec Speed



100 % Stride efficiency



Note: Horizontal distance axis grid lines are 200m furlongs.

Disclaimer.

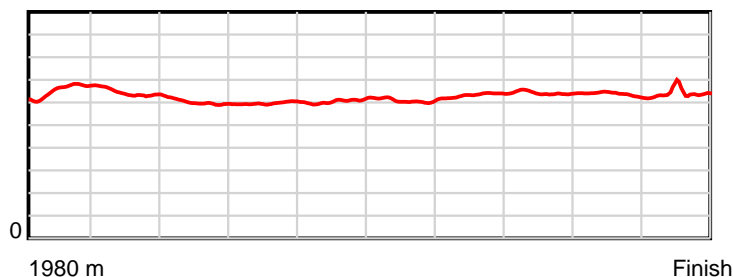
HRNZ and NZMTC and Thoroughbred Ratings Pty Ltd accepts no responsibility for the completeness or accuracy of any of the information contained herein, and makes no representations about its suitability for any particular purpose. Users should make their own judgements about those matters and/or seek independent advice. You assume all risks associated with use of the data provided on this page.

Race Results

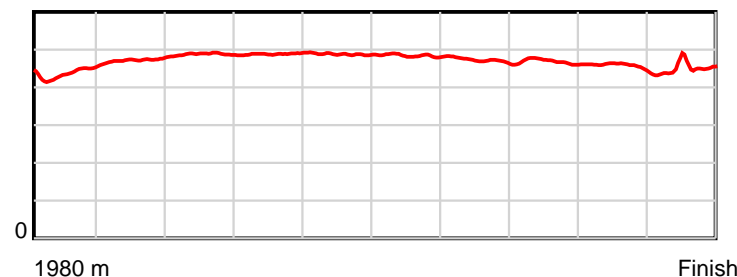
January 28, 2022, Race 10, FIRST DIRECT TAXIS MOBILE PACE, Distance 1980m, Addington - Survey 1980m

Result	TAB no.	Horse (Barrier)	1980 to	1800m to	1600m to	1400m to	1200m to	1000m to	800m to	600m to	400m to	200m to	Total or	Margin
5th	5	Angus (5)	1800m	1600m	1400m	1200m	1000m	800m	600m	400m	200m	WP	Average	
		Position in running (margin)	-	2(0.3)	2(1.3)	2(1.4)	2(1.5)	2(2.6)	2(1.8)	3(2.4)	3(1.4)	3(1.7)		3.20
		Sectional time (s)	11.85	14.82	16.10	16.26	16.01	15.94	14.97	14.64	14.32	14.17		
		Cumulative time (s)	149.08	137.23	122.41	106.31	90.05	74.04	58.10	43.13	28.49	14.17	2:29.08	
		Speed (m/s)	15.19	13.50	12.42	12.30	12.49	12.55	13.36	13.66	13.97	14.11	13.28	
		Stride length (m)	6.59	6.38	6.06	6.01	6.09	6.07	6.30	6.40	6.38	6.33	6.25	
		Stride duration (s)	0.437	0.473	0.488	0.489	0.488	0.484	0.472	0.469	0.457	0.448	0.471	
		Stride efficiency (%)	67.87	63.58	57.34	56.47	58.00	57.65	62.10	64.08	63.66	62.60	61.11	
		Stride count	27.31	31.35	33.02	33.27	32.83	32.93	31.73	31.23	31.34	31.60	316.61	

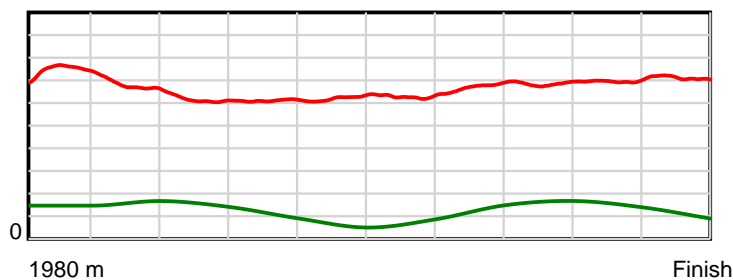
10 m Stride length



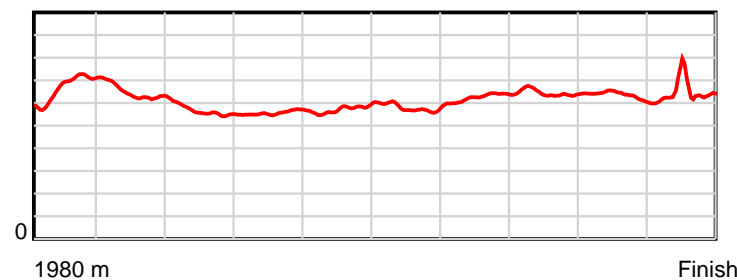
0.6 s Stride duration



20 m/sec Speed



100 % Stride efficiency



Note: Horizontal distance axis grid lines are 200m furlongs.

Disclaimer.

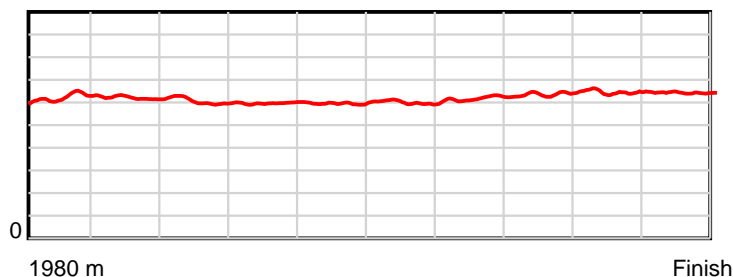
HRNZ and NZMTC and Thoroughbred Ratings Pty Ltd accepts no responsibility for the completeness or accuracy of any of the information contained herein, and makes no representations about its suitability for any particular purpose. Users should make their own judgements about those matters and/or seek independent advice. You assume all risks associated with use of the data provided on this page.

Race Results

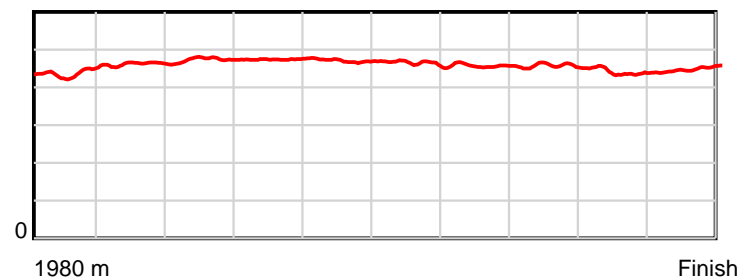
January 28, 2022, Race 10, FIRST DIRECT TAXIS MOBILE PACE, Distance 1980m, Addington - Survey 1980m

Result	TAB no.	Horse (Barrier)	1980 to	1800m to	1600m to	1400m to	1200m to	1000m to	800m to	600m to	400m to	200m to	Total or	Margin
6th	12	Kowhai Magic (11)	1800m	1600m	1400m	1200m	1000m	800m	600m	400m	200m	WP	Average	
		Position in running (margin)	-	10(7.0)	8(10.6)	8(9.1)	8(7.2)	8(9.2)	9(7.8)	8(7.7)	8(6.3)	6(4.2)		4.80
		Sectional time (s)	13.03	15.24	15.83	15.93	16.17	15.83	14.87	14.57	13.91	13.98		
		Cumulative time (s)	149.36	136.33	121.09	105.26	89.33	73.16	57.33	42.46	27.89	13.98	2:29.36	
		Speed (m/s)	13.81	13.12	12.63	12.55	12.37	12.63	13.45	13.73	14.38	14.31	13.26	
		Stride length (m)	6.22	6.06	5.98	5.95	5.82	5.86	6.16	6.26	6.33	6.42	6.10	
		Stride duration (s)	0.437	0.462	0.474	0.474	0.471	0.464	0.458	0.456	0.440	0.449	0.460	
		Stride efficiency (%)	60.39	57.40	55.97	55.40	52.95	53.72	59.24	61.28	62.58	64.37	58.14	
		Stride count	28.96	33.00	33.42	33.59	34.36	34.11	32.48	31.94	31.60	31.16	324.62	

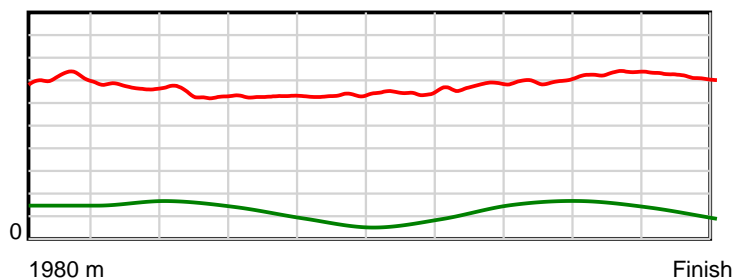
10 m Stride length



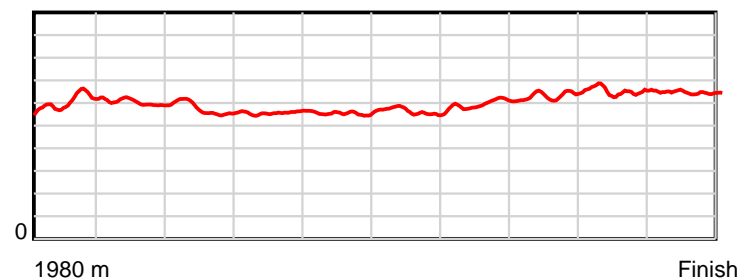
0.6 s Stride duration



20 m/sec Speed



100 % Stride efficiency



Note: Horizontal distance axis grid lines are 200m furlongs.

Disclaimer.

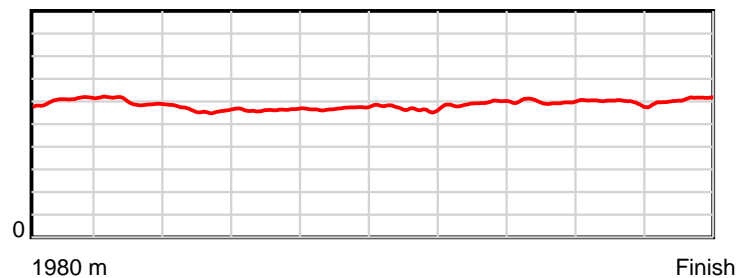
HRNZ and NZMTC and Thoroughbred Ratings Pty Ltd accepts no responsibility for the completeness or accuracy of any of the information contained herein, and makes no representations about its suitability for any particular purpose. Users should make their own judgements about those matters and/or seek independent advice. You assume all risks associated with use of the data provided on this page.

Race Results

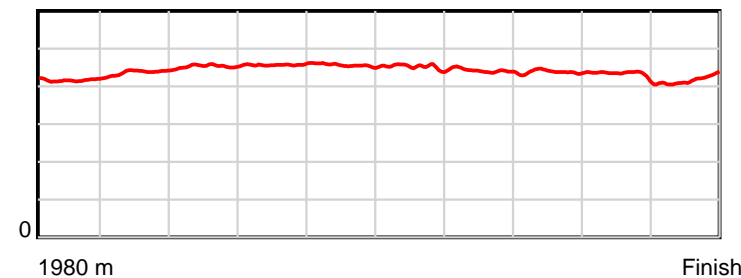
January 28, 2022, Race 10, FIRST DIRECT TAXIS MOBILE PACE, Distance 1980m, Addington - Survey 1980m

Result	TAB no.	Horse (Barrier)	1980 to	1800m to	1600m to	1400m to	1200m to	1000m to	800m to	600m to	400m to	200m to	Total or	Margin
7th	10	Pay Me Visa (9)	1800m	1600m	1400m	1200m	1000m	800m	600m	400m	200m	WP	Average	
		Position in running (margin)	-	6(4.6)	5(5.3)	5(5.4)	7(5.5)	6(6.3)	6(5.4)	7(6.1)	7(5.4)	10(6.4)		5.10
		Sectional time (s)	12.41	14.77	16.10	16.25	15.98	15.91	14.98	14.69	14.43	13.90		
		Cumulative time (s)	149.42	137.01	122.24	106.14	89.89	73.91	58.00	43.02	28.33	13.90	2:29.42	
		Speed (m/s)	14.50	13.54	12.42	12.31	12.52	12.57	13.35	13.61	13.86	14.39	13.25	
		Stride length (m)	6.09	5.93	5.63	5.63	5.71	5.68	5.90	5.97	5.99	6.01	5.85	
		Stride duration (s)	0.416	0.438	0.453	0.457	0.456	0.452	0.442	0.438	0.432	0.418	0.441	
		Stride efficiency (%)	57.97	54.88	49.51	49.47	50.93	50.39	54.41	55.61	56.05	56.51	53.40	
		Stride count	29.55	33.75	35.53	35.55	35.03	35.22	33.89	33.53	33.39	33.26	338.70	

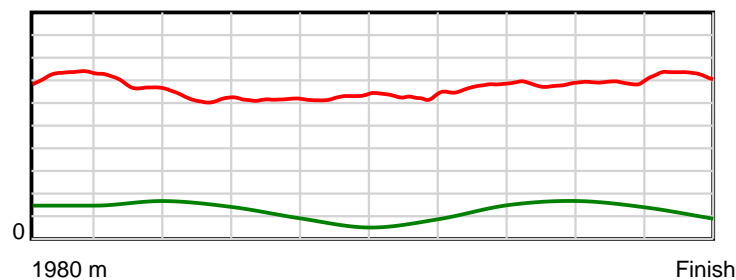
10 m Stride length



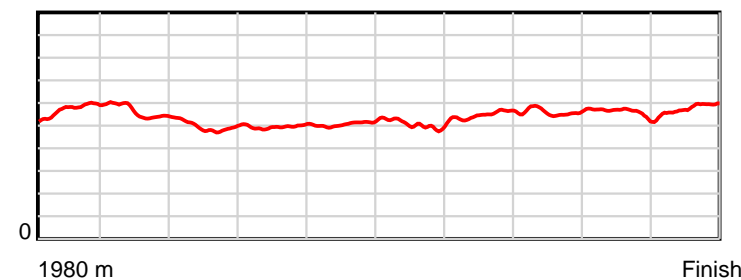
0.6 s Stride duration



20 m/sec Speed



100 % Stride efficiency



Note: Horizontal distance axis grid lines are 200m furlongs.

Disclaimer.

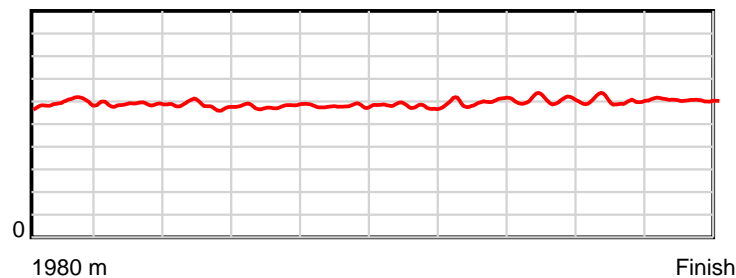
HRNZ and NZMTC and Thoroughbred Ratings Pty Ltd accepts no responsibility for the completeness or accuracy of any of the information contained herein, and makes no representations about its suitability for any particular purpose. Users should make their own judgements about those matters and/or seek independent advice. You assume all risks associated with use of the data provided on this page.

Race Results

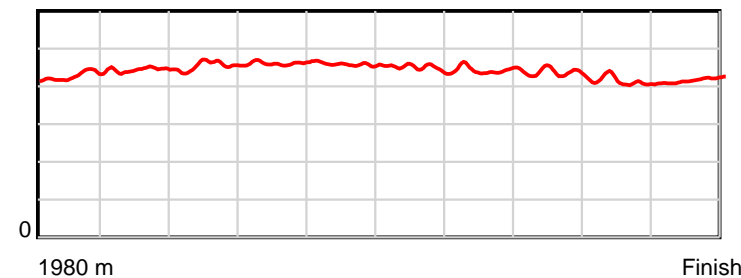
January 28, 2022, Race 10, FIRST DIRECT TAXIS MOBILE PACE, Distance 1980m, Addington - Survey 1980m

Result	TAB no.	Horse (Barrier)	1980 to	1800m to	1600m to	1400m to	1200m to	1000m to	800m to	600m to	400m to	200m to	Total or	Margin
8th	3	Pixie (3)	1800m	1600m	1400m	1200m	1000m	800m	600m	400m	200m	WP	Average	
		Position in running (margin)	-	9(6.9)	9(12.7)	9(11.4)	9(9.6)	9(11.0)	10(9.6)	10(9.1)	10(7.8)	9(5.9)		5.30
		Sectional time (s)	12.89	15.61	15.86	15.94	16.08	15.82	14.81	14.59	13.94	13.91		
		Cumulative time (s)	149.45	136.56	120.95	105.09	89.15	73.07	57.25	42.44	27.85	13.91	2:29.45	
		Speed (m/s)	13.96	12.81	12.61	12.55	12.44	12.64	13.50	13.71	14.35	14.38	13.25	
		Stride length (m)	5.91	5.70	5.73	5.79	5.70	5.67	6.00	5.96	5.93	6.00	5.83	
		Stride duration (s)	0.427	0.445	0.455	0.461	0.458	0.449	0.444	0.435	0.413	0.417	0.440	
		Stride efficiency (%)	54.60	50.71	51.39	52.30	50.80	50.27	56.22	55.47	54.86	56.25	53.20	
		Stride count	30.45	35.11	34.88	34.57	35.08	35.26	33.34	33.57	33.75	33.34	339.35	

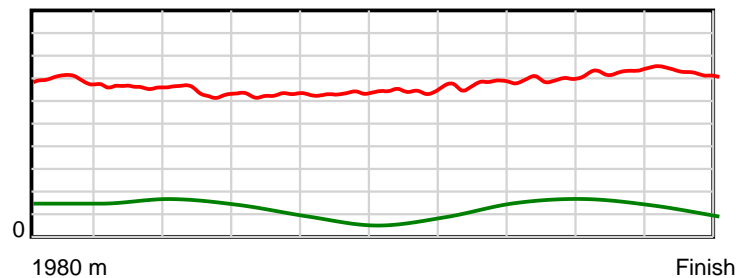
10 m Stride length



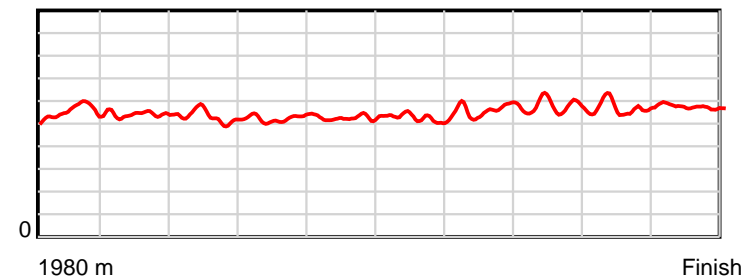
0.6 s Stride duration



20 m/sec Speed



100 % Stride efficiency



Note: Horizontal distance axis grid lines are 200m furlongs.

Disclaimer.

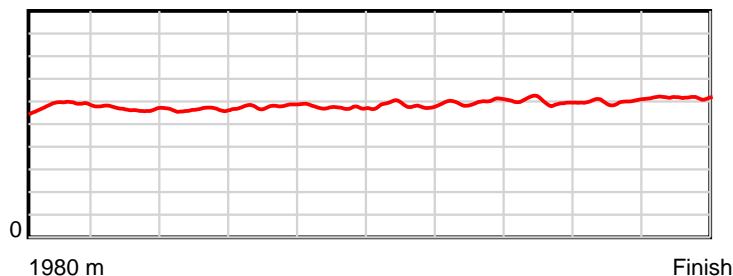
HRNZ and NZMTC and Thoroughbred Ratings Pty Ltd accepts no responsibility for the completeness or accuracy of any of the information contained herein, and makes no representations about its suitability for any particular purpose. Users should make their own judgements about those matters and/or seek independent advice. You assume all risks associated with use of the data provided on this page.

Race Results

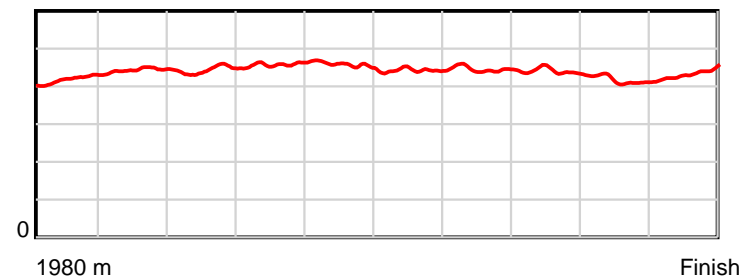
January 28, 2022, Race 10, FIRST DIRECT TAXIS MOBILE PACE, Distance 1980m, Addington - Survey 1980m

Result	TAB no.	Horse (Barrier)	1980 to	1800m to	1600m to	1400m to	1200m to	1000m to	800m to	600m to	400m to	200m to	Total or	Margin
9th	4	Maid Of Money (4)	1800m	1600m	1400m	1200m	1000m	800m	600m	400m	200m	WP	Average	
		Position in running (margin)	-	8(6.7)	10(15.3)	10(13.9)	10(11.5)	10(13.0)	8(7.7)	9(8.0)	9(7.5)	8(5.3)		6.30
		Sectional time (s)	12.96	16.07	15.85	15.83	16.10	15.18	14.92	14.73	13.90	14.09		
		Cumulative time (s)	149.63	136.67	120.60	104.75	88.92	72.82	57.64	42.72	27.99	14.09	2:29.63	
		Speed (m/s)	13.89	12.45	12.62	12.63	12.42	13.18	13.40	13.58	14.39	14.19	13.23	
		Stride length (m)	5.86	5.52	5.60	5.79	5.67	5.83	5.97	5.97	5.98	6.19	5.83	
		Stride duration (s)	0.419	0.443	0.444	0.458	0.457	0.443	0.445	0.439	0.416	0.436	0.441	
		Stride efficiency (%)	53.58	47.57	48.96	52.31	50.27	53.15	55.73	55.66	55.97	59.92	53.13	
		Stride count	30.74	36.25	35.73	34.57	35.26	34.29	33.49	33.51	33.42	32.30	339.56	

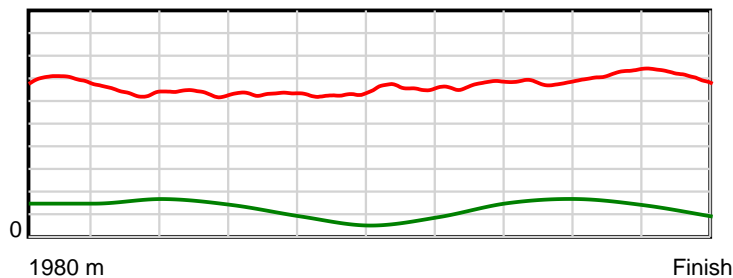
10 m Stride length



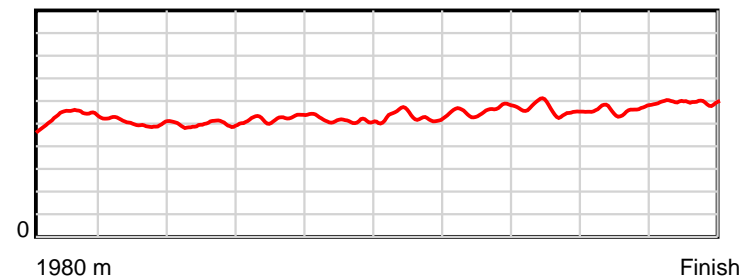
0.6 s Stride duration



20 m/sec Speed



100 % Stride efficiency



Note: Horizontal distance axis grid lines are 200m furlongs.

Disclaimer.

HRNZ and NZMTC and Thoroughbred Ratings Pty Ltd accepts no responsibility for the completeness or accuracy of any of the information contained herein, and makes no representations about its suitability for any particular purpose. Users should make their own judgements about those matters and/or seek independent advice. You assume all risks associated with use of the data provided on this page.

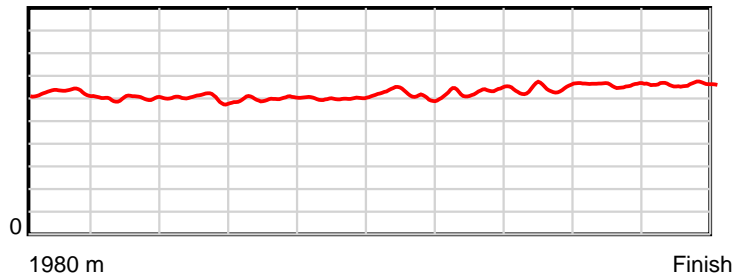


Race Results

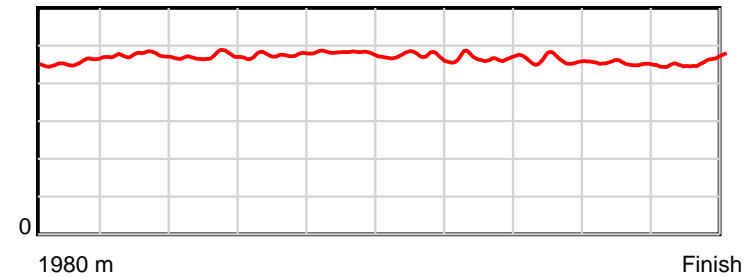
January 28, 2022, Race 10, FIRST DIRECT TAXIS MOBILE PACE, Distance 1980m, Addington - Survey 1980m

Result	TAB no.	Horse (Barrier)	1980 to	1800m to	1600m to	1400m to	1200m to	1000m to	800m to	600m to	400m to	200m to	Total or	Margin
10th	8	Oliver North (7)	1800m	1600m	1400m	1200m	1000m	800m	600m	400m	200m	WP	Average	
		Position in running (margin)	-	11(7.3)	11(17.8)	11(16.3)	11(13.5)	11(16.2)	11(12.0)	11(11.2)	11(9.3)	11(7.7)		7.10
		Sectional time (s)	12.93	16.39	15.83	15.77	16.29	15.37	14.74	14.49	13.99	13.98		
		Cumulative time (s)	149.78	136.85	120.46	104.63	88.86	72.57	57.20	42.46	27.97	13.98	2:29.78	
		Speed (m/s)	13.92	12.20	12.63	12.68	12.28	13.01	13.57	13.80	14.30	14.31	13.22	
		Stride length (m)	6.28	5.80	5.96	6.02	5.91	6.14	6.36	6.36	6.46	6.55	6.17	
		Stride duration (s)	0.456	0.475	0.472	0.475	0.481	0.472	0.469	0.461	0.452	0.458	0.467	
		Stride efficiency (%)	61.70	52.51	55.49	56.64	54.54	58.90	63.23	63.30	65.26	67.11	59.57	
		Stride count	28.65	34.50	33.56	33.22	33.85	32.58	31.44	31.42	30.95	30.52	320.69	

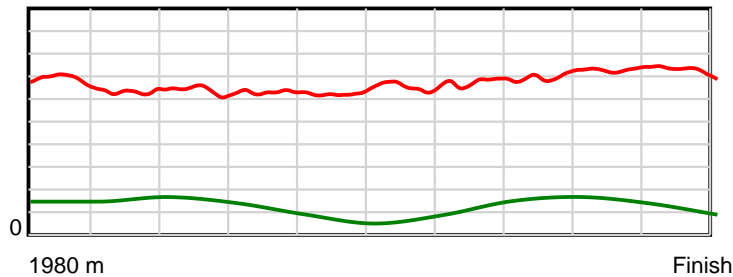
10 m Stride length



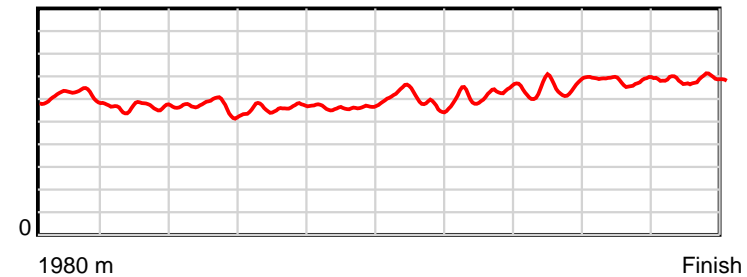
0.6 s Stride duration



20 m/sec Speed



100 % Stride efficiency



Note: Horizontal distance axis grid lines are 200m furlongs.

Disclaimer.

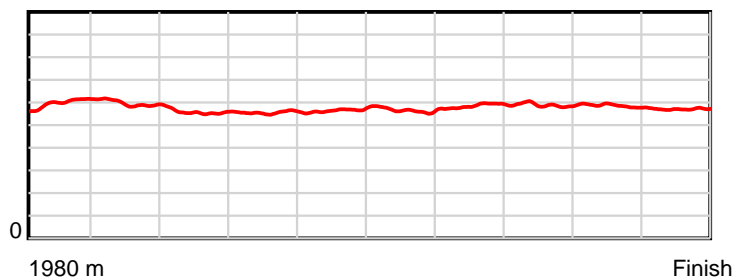
HRNZ and NZMTC and Thoroughbred Ratings Pty Ltd accepts no responsibility for the completeness or accuracy of any of the information contained herein, and makes no representations about its suitability for any particular purpose. Users should make their own judgements about those matters and/or seek independent advice. You assume all risks associated with use of the data provided on this page.

Race Results

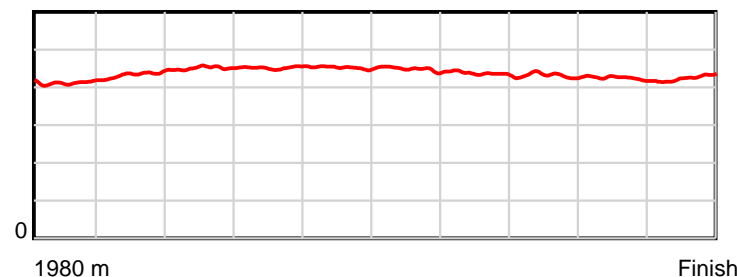
January 28, 2022, Race 10, FIRST DIRECT TAXIS MOBILE PACE, Distance 1980m, Addington - Survey 1980m

Result	TAB no.	Horse (Barrier)	1980 to	1800m to	1600m to	1400m to	1200m to	1000m to	800m to	600m to	400m to	200m to	Total or	Margin
11th	1	Aveross Rustle... (1)	1800m	1600m	1400m	1200m	1000m	800m	600m	400m	200m	WP	Average	
		Position in running (margin)	-	4(2.8)	3(3.0)	3(3.2)	4(3.2)	4(4.2)	4(3.6)	5(4.3)	5(3.5)	7(4.9)		10.30
		Sectional time (s)	12.28	14.68	16.12	16.24	16.01	15.96	14.98	14.67	14.50	14.91		
		Cumulative time (s)	150.35	138.07	123.39	107.27	91.03	75.02	59.06	44.08	29.41	14.91	2:30.35	
		Speed (m/s)	14.65	13.62	12.41	12.32	12.49	12.53	13.35	13.63	13.79	13.41	13.17	
		Stride length (m)	6.01	5.92	5.59	5.57	5.64	5.62	5.83	5.88	5.86	5.70	5.76	
		Stride duration (s)	0.411	0.434	0.451	0.452	0.452	0.449	0.437	0.431	0.425	0.425	0.437	
		Stride efficiency (%)	56.52	54.68	48.87	48.52	49.79	49.40	53.15	54.01	53.62	50.70	51.78	
		Stride count	29.93	33.81	35.76	35.89	35.43	35.57	34.29	34.02	34.14	35.11	343.95	

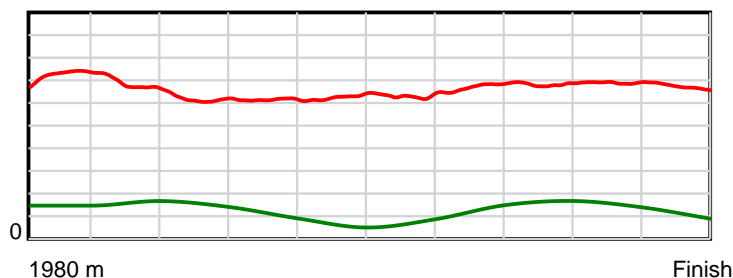
10 m Stride length



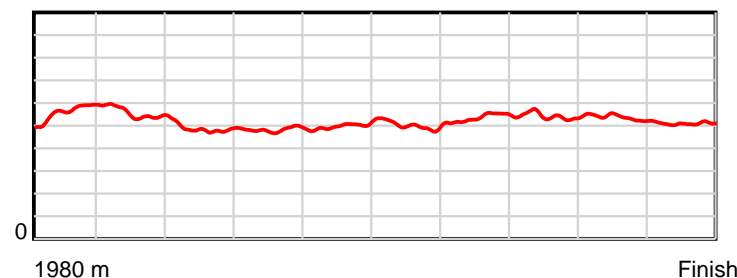
0.6 s Stride duration



20 m/sec Speed



100 % Stride efficiency



Note: Horizontal distance axis grid lines are 200m furlongs.

Disclaimer.

HRNZ and NZMTC and Thoroughbred Ratings Pty Ltd accepts no responsibility for the completeness or accuracy of any of the information contained herein, and makes no representations about its suitability for any particular purpose. Users should make their own judgements about those matters and/or seek independent advice. You assume all risks associated with use of the data provided on this page.