



## Race Results

NZ Metropolitan Trotting Club Inc, HRNZ, February 11, 2022

Compilation date: February 11, 2022, 5:37:42 PM (NZDT)

Copyright © 2022 HRNZ and NZMTC. All rights reserved.

### Trademarks.

StrideMASTER is a registered trademark of Thoroughbred Ratings Pty Ltd.

### Disclaimer.

HRNZ and NZMTC and Thoroughbred Ratings Pty Ltd accepts no responsibility for the completeness or accuracy of any of the information contained herein, and makes no representations about its suitability for any particular purpose. Users should make their own judgements about those matters and/or seek independent advice. You assume all risks associated with use of the data provided on this page.



# Race Results



February 11, 2022, Race 1, IRT. YOUR HORSE. OUR PASSION TROT, Distance 2600m, Addington - Survey 3200m

Result	TAB no.	Horse (Barrier)	2600 to	2400m to
1st	10	<b>Winning Bones (12)</b>	<b>2400m</b>	<b>2200m</b>
		Position in running (margin)	-	1(0.0)
		Sectional time (s)	16.85	14.45
		Cumulative time (s)	200.73	183.88
		Speed (m/s)	11.87	13.84
		Stride length (m)	5.36	6.10
		Stride duration (s)	0.442	0.441
		Stride efficiency (%)	44.89	58.07
		Stride count	37.32	32.81

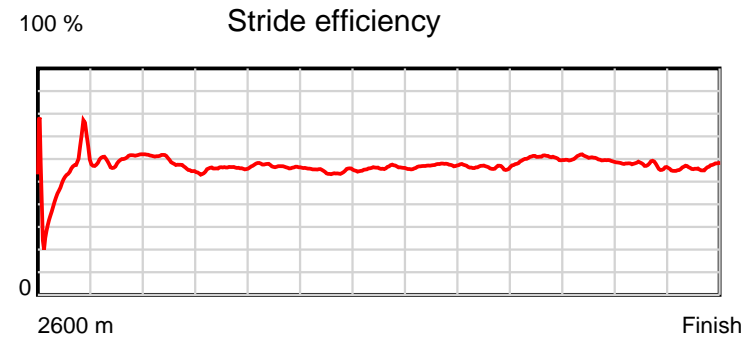
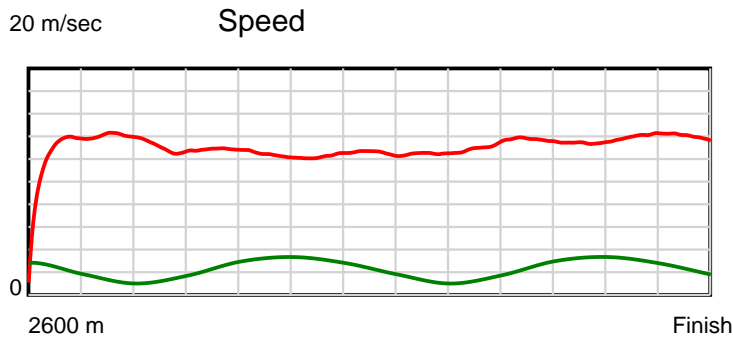
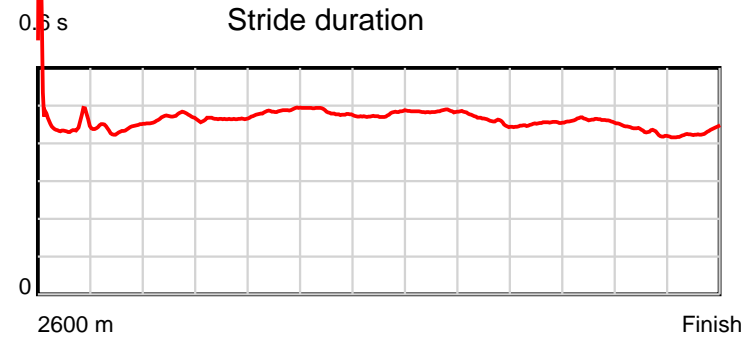
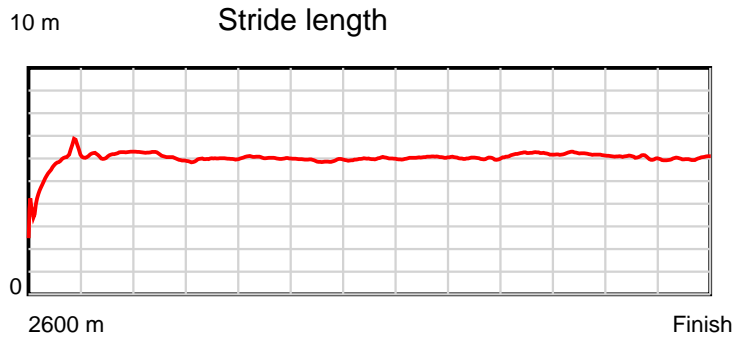
#### Disclaimer.

HRNZ and NZMTC and Thoroughbred Ratings Pty Ltd accepts no responsibility for the completeness or accuracy of any of the information contained herein, and makes no representations about its suitability for any particular purpose. Users should make their own judgements about those matters and/or seek independent advice. You assume all risks associated with use of the data provided on this page.

# Race Results

February 11, 2022, Race 1, IRT. YOUR HORSE. OUR PASSION TROT, Distance 2600m, Addington - Survey 3200m

Result	TAB no.	Horse (Barrier)	2200m to	2000m to	1800m to	1600m to	1400m to	1200m to	1000m to	800m to	600m to	400m to	200m to	Total or	Margin
1st	10	<b>Winning Bones (12)</b>	<b>2000m</b>	<b>1800m</b>	<b>1600m</b>	<b>1400m</b>	<b>1200m</b>	<b>1000m</b>	<b>800m</b>	<b>600m</b>	<b>400m</b>	<b>200m</b>	<b>WP</b>	<b>Average</b>	
		Position in running (margin)	1(0.0)	1(0.0)	1(0.0)	1(0.0)	1(0.0)	1(0.0)	1(0.0)	1(0.0)	1(0.0)	1(0.0)	1(0.0)		0.00
		Sectional time (s)	15.57	15.53	16.27	16.30	15.92	16.04	15.48	14.64	15.02	14.25	14.41		
		Cumulative time (s)	169.43	153.86	138.33	122.06	105.76	89.84	73.80	58.32	43.68	28.66	14.41	3:20.73	
		Speed (m/s)	12.85	12.88	12.29	12.27	12.56	12.47	12.92	13.66	13.32	14.04	13.88	12.95	
		Stride length (m)	6.03	5.98	5.98	5.92	5.99	6.04	5.97	6.18	6.14	6.05	5.96	5.97	
		Stride duration (s)	0.469	0.465	0.486	0.483	0.477	0.484	0.462	0.452	0.461	0.431	0.429	0.461	
		Stride efficiency (%)	56.73	55.94	55.84	54.77	56.07	56.99	55.62	59.69	58.98	57.26	55.50	55.69	
		Stride count	33.19	33.43	33.46	33.78	33.39	33.12	33.52	32.36	32.56	33.04	33.56	435.54	



Note: Horizontal distance axis grid lines are 200m furlongs.

#### Disclaimer.

HRNZ and NZMTC and Thoroughbred Ratings Pty Ltd accepts no responsibility for the completeness or accuracy of any of the information contained herein, and makes no representations about its suitability for any particular purpose. Users should make their own judgements about those matters and/or seek independent advice. You assume all risks associated with use of the data provided on this page.



# Race Results



February 11, 2022, Race 1, IRT. YOUR HORSE. OUR PASSION TROT, Distance 2600m, Addington - Survey 3200m

Result	TAB no.	Horse (Barrier)	2600 to	2400m to
2nd	3	Martha Stuart (5)	2400m	2200m
		Position in running (margin)	-	3(0.2)
		Sectional time (s)	16.79	14.66
		Cumulative time (s)	200.92	184.13
		Speed (m/s)	11.91	13.64
		Stride length (m)	5.60	6.03
		Stride duration (s)	0.461	0.442
		Stride efficiency (%)	49.00	56.88
		Stride count	35.71	33.15

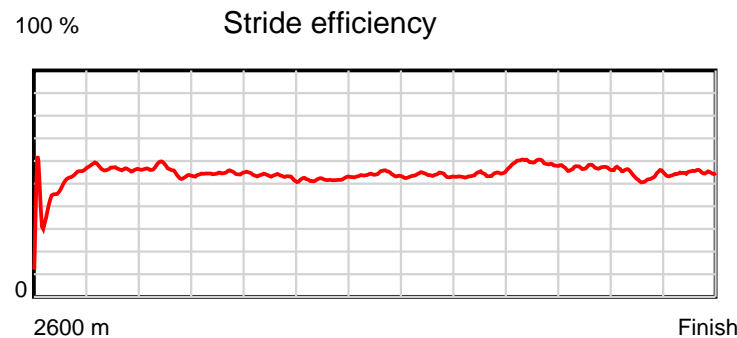
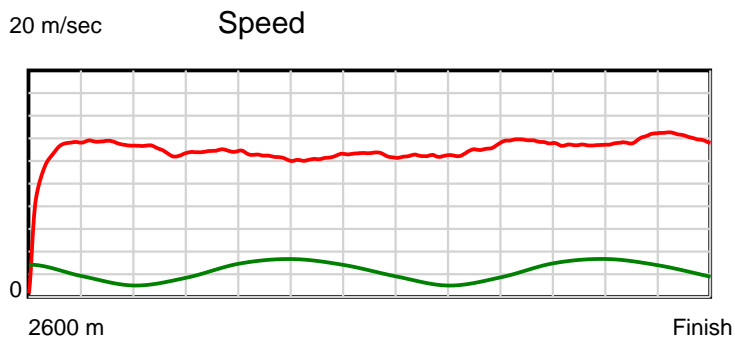
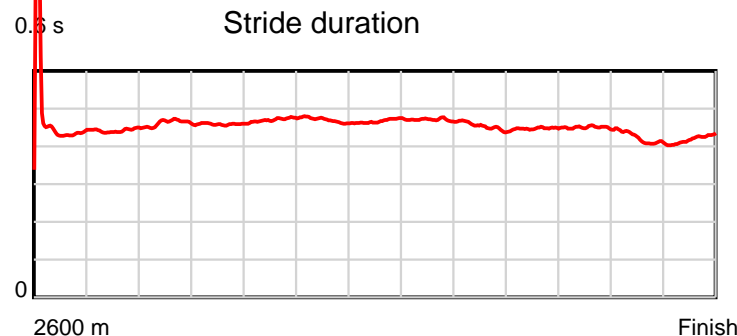
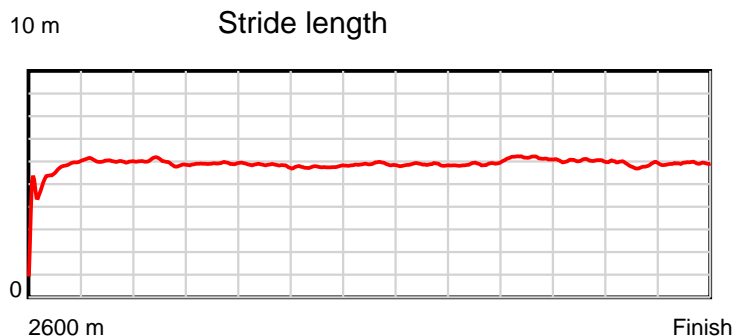
#### Disclaimer.

HRNZ and NZMTC and Thoroughbred Ratings Pty Ltd accepts no responsibility for the completeness or accuracy of any of the information contained herein, and makes no representations about its suitability for any particular purpose. Users should make their own judgements about those matters and/or seek independent advice. You assume all risks associated with use of the data provided on this page.

# Race Results

February 11, 2022, Race 1, IRT. YOUR HORSE. OUR PASSION TROT, Distance 2600m, Addington - Survey 3200m

Result	TAB no.	Horse (Barrier)	2200m to	2000m to	1800m to	1600m to	1400m to	1200m to	1000m to	800m to	600m to	400m to	200m to	Total or	Margin
2nd	3	Martha Stuart (5)	2000m	1800m	1600m	1400m	1200m	1000m	800m	600m	400m	200m	WP	Average	
		Position in running (margin)	2(1.5)	2(1.9)	2(1.8)	2(1.5)	2(1.9)	2(1.7)	2(1.8)	3(1.8)	3(1.6)	3(1.9)	2(2.1)		1.10
		Sectional time (s)	15.65	15.52	16.22	16.37	15.88	16.06	15.48	14.61	15.06	14.29	14.33		
		Cumulative time (s)	169.47	153.82	138.30	122.08	105.71	89.83	73.77	58.29	43.68	28.62	14.33	3:20.92	
		Speed (m/s)	12.78	12.89	12.33	12.22	12.59	12.45	12.92	13.69	13.28	14.00	13.96	12.94	
		Stride length (m)	5.90	5.91	5.80	5.74	5.88	5.86	5.85	6.13	5.97	5.89	5.86	5.88	
		Stride duration (s)	0.462	0.459	0.471	0.470	0.467	0.470	0.453	0.448	0.450	0.421	0.420	0.454	
		Stride efficiency (%)	54.45	54.65	52.58	51.45	54.07	53.64	53.41	58.68	55.71	54.20	53.73	53.96	
		Stride count	33.88	33.82	34.48	34.85	34.00	34.14	34.21	32.64	33.50	33.96	34.11	442.45	



Note: Horizontal distance axis grid lines are 200m furlongs.

**Disclaimer.**

HRNZ and NZMTC and Thoroughbred Ratings Pty Ltd accepts no responsibility for the completeness or accuracy of any of the information contained herein, and makes no representations about its suitability for any particular purpose. Users should make their own judgements about those matters and/or seek independent advice. You assume all risks associated with use of the data provided on this page.



# Race Results



February 11, 2022, Race 1, IRT. YOUR HORSE. OUR PASSION TROT, Distance 2600m, Addington - Survey 3200m

Result	TAB no.	Horse (Barrier)	2600 to	2400m to
3rd	12	<b>Sioux Princess (1)</b>	<b>2400m</b>	<b>2200m</b>
		Position in running (margin)	-	6(7.2)
		Sectional time (s)	18.20	14.53
		Cumulative time (s)	201.10	182.90
		Speed (m/s)	10.99	13.76
		Stride length (m)	5.32	5.89
		Stride duration (s)	0.435	0.428
		Stride efficiency (%)	44.27	54.19
		Stride count	37.58	33.96

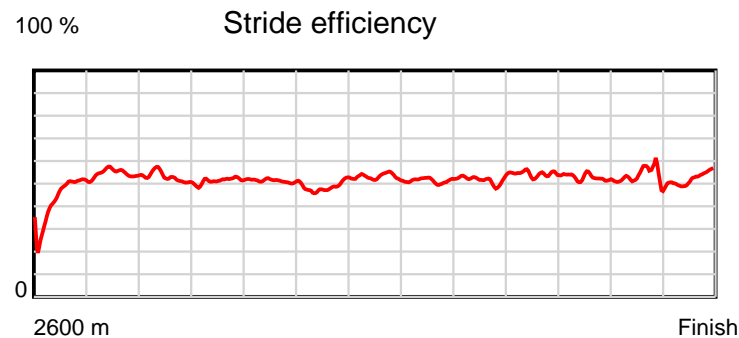
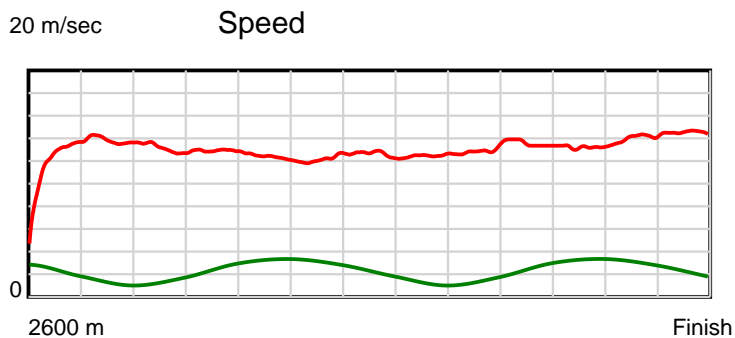
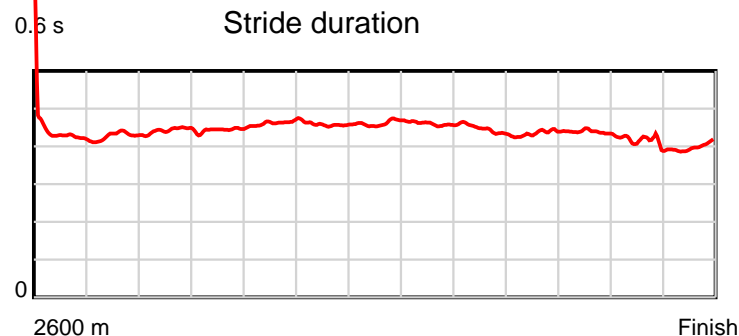
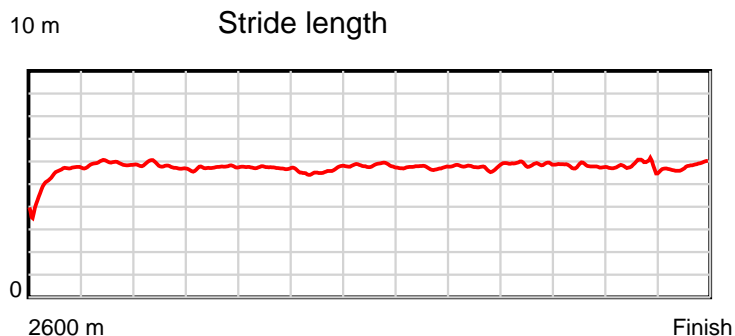
#### Disclaimer.

HRNZ and NZMTC and Thoroughbred Ratings Pty Ltd accepts no responsibility for the completeness or accuracy of any of the information contained herein, and makes no representations about its suitability for any particular purpose. Users should make their own judgements about those matters and/or seek independent advice. You assume all risks associated with use of the data provided on this page.

# Race Results

February 11, 2022, Race 1, IRT. YOUR HORSE. OUR PASSION TROT, Distance 2600m, Addington - Survey 3200m

Result	TAB no.	Horse (Barrier)	2200m to	2000m to	1800m to	1600m to	1400m to	1200m to	1000m to	800m to	600m to	400m to	200m to	Total or	Margin
3rd	12	<b>Sioux Princess (1)</b>	<b>2000m</b>	<b>1800m</b>	<b>1600m</b>	<b>1400m</b>	<b>1200m</b>	<b>1000m</b>	<b>800m</b>	<b>600m</b>	<b>400m</b>	<b>200m</b>	<b>WP</b>	<b>Average</b>	
		Position in running (margin)	4(7.6)	4(6.8)	4(6.6)	4(4.7)	5(5.4)	6(4.9)	6(6.3)	7(6.9)	7(6.7)	7(5.0)	5(5.0)		2.10
		Sectional time (s)	15.44	15.50	15.94	16.42	15.84	16.27	15.58	14.60	14.74	14.25	13.79		
		Cumulative time (s)	168.37	152.93	137.43	121.49	105.07	89.23	72.96	57.38	42.78	28.04	13.79	3:21.10	
		Speed (m/s)	12.95	12.90	12.55	12.18	12.63	12.29	12.84	13.70	13.57	14.04	14.50	12.93	
		Stride length (m)	5.74	5.72	5.80	5.58	5.83	5.65	5.73	5.95	5.95	5.80	5.79	5.75	
		Stride duration (s)	0.443	0.443	0.463	0.458	0.462	0.460	0.446	0.435	0.438	0.413	0.399	0.444	
		Stride efficiency (%)	51.42	51.10	52.60	48.67	53.10	49.90	51.26	55.41	55.32	52.60	52.45	51.59	
		Stride count	34.87	34.98	34.47	35.84	34.31	35.39	34.92	33.59	33.61	34.47	34.52	452.51	



Note: Horizontal distance axis grid lines are 200m furlongs.

#### Disclaimer.

HRNZ and NZMTC and Thoroughbred Ratings Pty Ltd accepts no responsibility for the completeness or accuracy of any of the information contained herein, and makes no representations about its suitability for any particular purpose. Users should make their own judgements about those matters and/or seek independent advice. You assume all risks associated with use of the data provided on this page.



# Race Results



February 11, 2022, Race 1, IRT. YOUR HORSE. OUR PASSION TROT, Distance 2600m, Addington - Survey 3200m

Result	TAB no.	Horse (Barrier)	2600 to	2400m to
4th	5	Harbour Queen (7)	2400m	2200m
		Position in running (margin)	-	7(7.7)
		Sectional time (s)	18.24	15.45
		Cumulative time (s)	201.28	183.04
		Speed (m/s)	10.96	12.94
		Stride length (m)	5.05	6.00
		Stride duration (s)	0.445	0.464
		Stride efficiency (%)	39.92	56.26
		Stride count	39.57	33.33

#### Disclaimer.

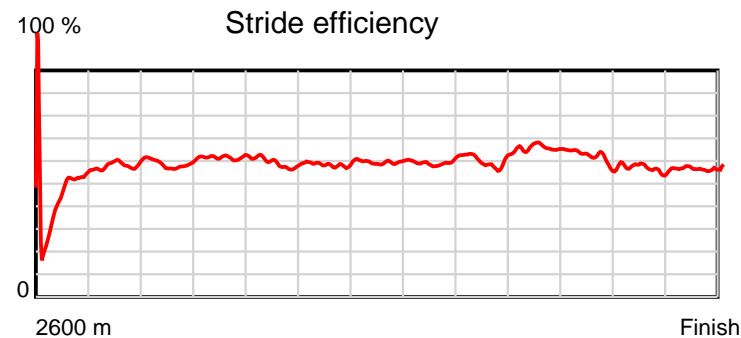
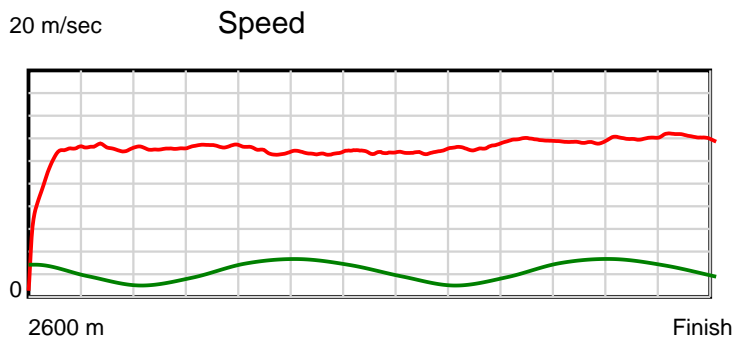
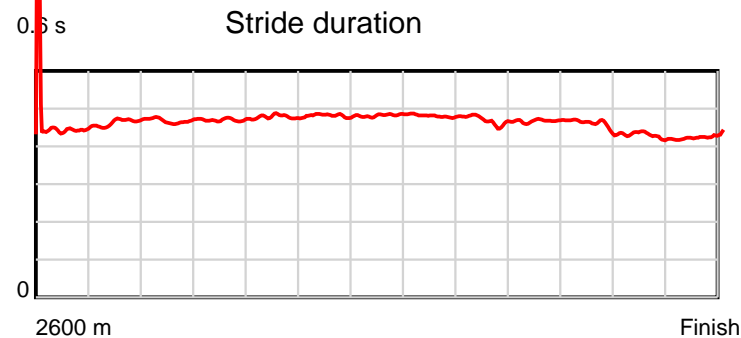
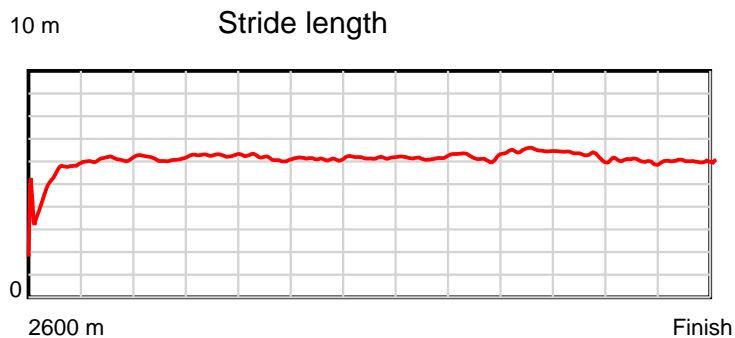
HRNZ and NZMTC and Thoroughbred Ratings Pty Ltd accepts no responsibility for the completeness or accuracy of any of the information contained herein, and makes no representations about its suitability for any particular purpose. Users should make their own judgements about those matters and/or seek independent advice. You assume all risks associated with use of the data provided on this page.



# Race Results

February 11, 2022, Race 1, IRT. YOUR HORSE. OUR PASSION TROT, Distance 2600m, Addington - Survey 3200m

Result	TAB no.	Horse (Barrier)	2200m to	2000m to	1800m to	1600m to	1400m to	1200m to	1000m to	800m to	600m to	400m to	200m to	Total or	Margin
4th	5	Harbour Queen (7)	2000m	1800m	1600m	1400m	1200m	1000m	800m	600m	400m	200m	WP	Average	
		Position in running (margin)	7(13.7)	6(13.4)	6(10.5)	6(7.9)	6(5.9)	5(4.8)	5(4.7)	4(4.2)	4(3.3)	4(3.2)	3(4.2)		3.10
		Sectional time (s)	15.53	15.05	15.84	15.96	15.75	16.03	15.38	14.49	15.01	14.41	14.14		
		Cumulative time (s)	167.59	152.06	137.01	121.17	105.21	89.46	73.43	58.05	43.56	28.55	14.14	3:21.28	
		Speed (m/s)	12.88	13.29	12.63	12.53	12.70	12.48	13.00	13.80	13.32	13.88	14.14	12.92	
		Stride length (m)	6.02	6.25	6.03	6.04	6.12	6.00	6.09	6.46	6.08	5.93	6.02	5.99	
		Stride duration (s)	0.468	0.470	0.478	0.482	0.482	0.481	0.468	0.468	0.456	0.427	0.425	0.464	
		Stride efficiency (%)	56.70	61.11	56.83	57.01	58.59	56.19	57.89	65.13	57.76	54.88	56.55	56.06	
		Stride count	33.20	31.98	33.16	33.11	32.66	33.35	32.86	30.98	32.90	33.75	33.25	434.10	



Note: Horizontal distance axis grid lines are 200m furlongs.

#### Disclaimer.

HRNZ and NZMTC and Thoroughbred Ratings Pty Ltd accepts no responsibility for the completeness or accuracy of any of the information contained herein, and makes no representations about its suitability for any particular purpose. Users should make their own judgements about those matters and/or seek independent advice. You assume all risks associated with use of the data provided on this page.



# Race Results



February 11, 2022, Race 1, IRT. YOUR HORSE. OUR PASSION TROT, Distance 2600m, Addington - Survey 3200m

Result	TAB no.	Horse (Barrier)	2600 to	2400m to
5th	1	<b>Vertigo (3)</b>	<b>2400m</b>	<b>2200m</b>
		Position in running (margin)	-	10(13.6)
		Sectional time (s)	19.13	14.73
		Cumulative time (s)	201.89	182.76
		Speed (m/s)	10.45	13.58
		Stride length (m)	5.00	6.08
		Stride duration (s)	0.460	0.448
		Stride efficiency (%)	39.09	57.73
		Stride count	39.99	32.90

#### Disclaimer.

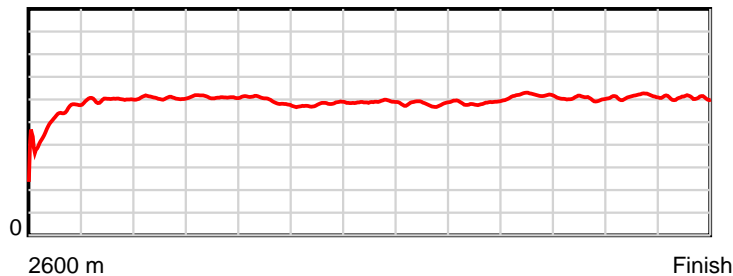
HRNZ and NZMTC and Thoroughbred Ratings Pty Ltd accepts no responsibility for the completeness or accuracy of any of the information contained herein, and makes no representations about its suitability for any particular purpose. Users should make their own judgements about those matters and/or seek independent advice. You assume all risks associated with use of the data provided on this page.

# Race Results

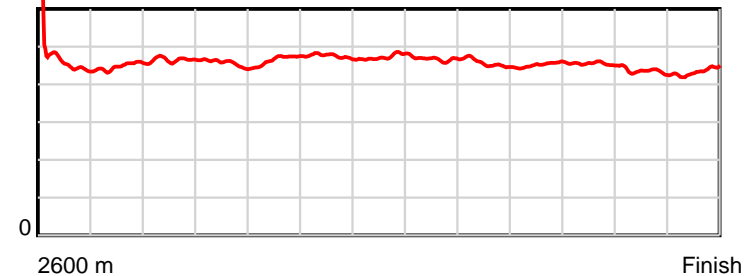
February 11, 2022, Race 1, IRT. YOUR HORSE. OUR PASSION TROT, Distance 2600m, Addington - Survey 3200m

Result	TAB no.	Horse (Barrier)	2200m to	2000m to	1800m to	1600m to	1400m to	1200m to	1000m to	800m to	600m to	400m to	200m to	Total or	Margin
5th	1	<b>Vertigo (3)</b>	<b>2000m</b>	<b>1800m</b>	<b>1600m</b>	<b>1400m</b>	<b>1200m</b>	<b>1000m</b>	<b>800m</b>	<b>600m</b>	<b>400m</b>	<b>200m</b>	<b>WP</b>	<b>Average</b>	
		Position in running (margin)	8(15.3)	7(15.1)	7(11.3)	7(8.4)	8(8.2)	8(7.9)	8(7.3)	8(8.0)	8(7.2)	9(8.3)	8(7.1)		6.40
		Sectional time (s)	15.55	14.89	15.80	16.27	15.88	15.93	15.60	14.52	15.19	14.06	14.34		
		Cumulative time (s)	168.03	152.48	137.59	121.79	105.52	89.64	73.71	58.11	43.59	28.40	14.34	3:21.89	
		Speed (m/s)	12.86	13.43	12.66	12.29	12.59	12.55	12.82	13.77	13.17	14.22	13.95	12.88	
		Stride length (m)	5.98	6.13	5.90	5.84	5.96	5.86	5.85	6.23	5.98	6.18	6.07	5.91	
		Stride duration (s)	0.465	0.456	0.466	0.475	0.473	0.467	0.456	0.452	0.454	0.435	0.435	0.459	
		Stride efficiency (%)	55.90	58.67	54.36	53.24	55.58	53.71	53.46	60.64	55.93	59.73	57.55	54.61	
		Stride count	33.44	32.64	33.91	34.26	33.54	34.11	34.19	32.11	33.43	32.35	32.96	439.83	

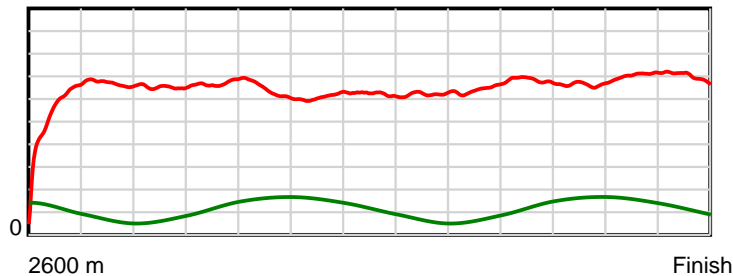
10 m Stride length



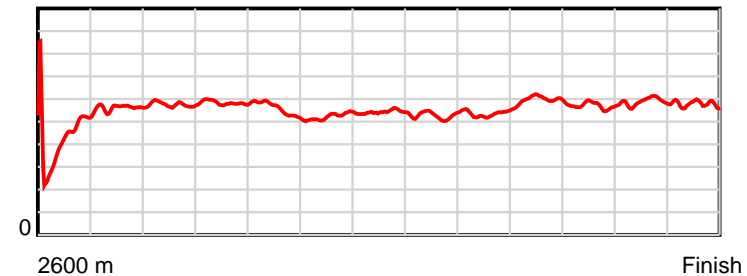
0.5 s Stride duration



20 m/sec Speed



100 % Stride efficiency



Note: Horizontal distance axis grid lines are 200m furlongs.

**Disclaimer.**

HRNZ and NZMTC and Thoroughbred Ratings Pty Ltd accepts no responsibility for the completeness or accuracy of any of the information contained herein, and makes no representations about its suitability for any particular purpose. Users should make their own judgements about those matters and/or seek independent advice. You assume all risks associated with use of the data provided on this page.



# Race Results



February 11, 2022, Race 1, IRT. YOUR HORSE. OUR PASSION TROT, Distance 2600m, Addington - Survey 3200m

Result	TAB no.	Horse (Barrier)	2600 to	2400m to
6th	9	<b>Luminosity (11)</b>	<b>2400m</b>	<b>2200m</b>
		Position in running (margin)	-	4(2.9)
		Sectional time (s)	17.35	15.05
		Cumulative time (s)	202.40	185.05
		Speed (m/s)	11.53	13.29
		Stride length (m)	5.74	6.33
		Stride duration (s)	0.480	0.476
		Stride efficiency (%)	51.45	62.54
		Stride count	34.86	31.61

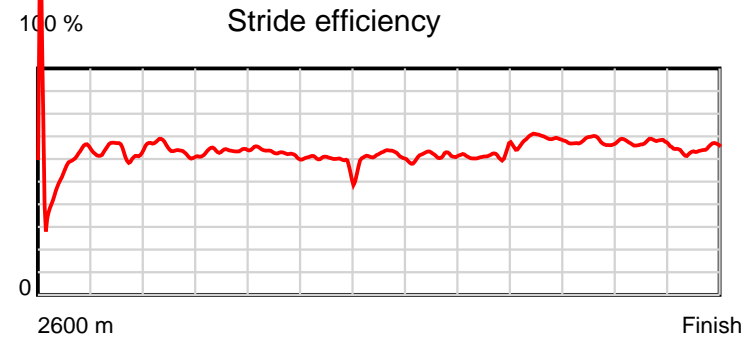
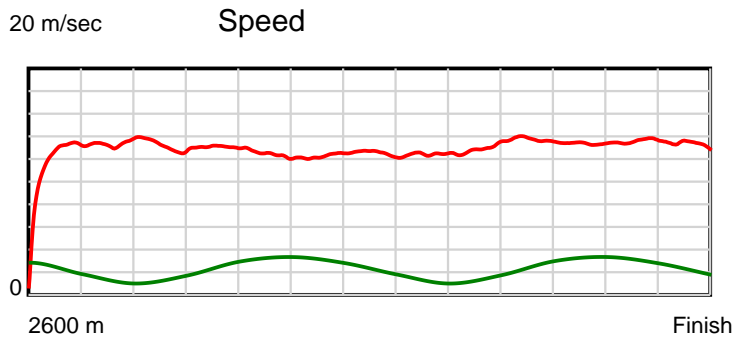
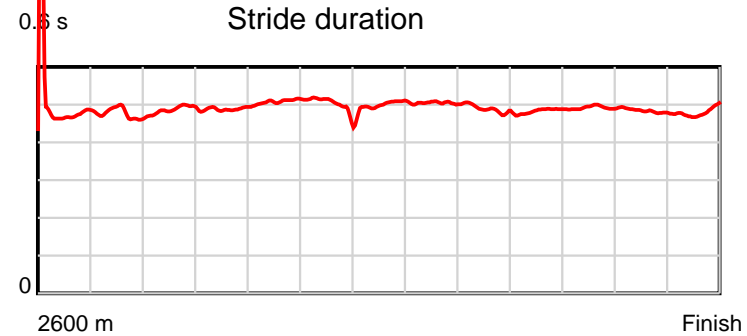
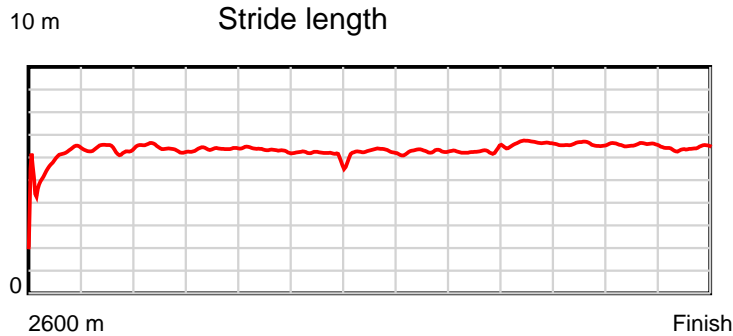
#### Disclaimer.

HRNZ and NZMTC and Thoroughbred Ratings Pty Ltd accepts no responsibility for the completeness or accuracy of any of the information contained herein, and makes no representations about its suitability for any particular purpose. Users should make their own judgements about those matters and/or seek independent advice. You assume all risks associated with use of the data provided on this page.

# Race Results

February 11, 2022, Race 1, IRT. YOUR HORSE. OUR PASSION TROT, Distance 2600m, Addington - Survey 3200m

Result	TAB no.	Horse (Barrier)	2200m to	2000m to	1800m to	1600m to	1400m to	1200m to	1000m to	800m to	600m to	400m to	200m to	Total or	Margin
6th	9	Luminosity (11)	2000m	1800m	1600m	1400m	1200m	1000m	800m	600m	400m	200m	WP	Average	
		Position in running (margin)	3(6.5)	3(5.8)	3(4.8)	3(3.7)	3(3.2)	3(3.0)	4(3.9)	5(4.4)	5(3.9)	6(3.7)	6(5.8)		9.30
		Sectional time (s)	15.46	15.37	16.08	16.23	15.88	16.19	15.57	14.54	15.00	14.59	15.09		
		Cumulative time (s)	170.00	154.54	139.17	123.09	106.86	90.98	74.79	59.22	44.68	29.68	15.09	3:22.40	
		Speed (m/s)	12.94	13.01	12.44	12.32	12.59	12.35	12.85	13.76	13.33	13.71	13.25	12.85	
		Stride length (m)	6.30	6.36	6.32	6.12	6.32	6.22	6.26	6.66	6.56	6.62	6.39	6.31	
		Stride duration (s)	0.487	0.489	0.508	0.496	0.501	0.504	0.488	0.484	0.492	0.483	0.482	0.492	
		Stride efficiency (%)	61.98	63.24	62.48	58.48	62.33	60.50	61.28	69.22	67.32	68.45	63.86	62.30	
		Stride count	31.76	31.44	31.63	32.69	31.67	32.14	31.94	30.05	30.47	30.22	31.29	411.77	



Note: Horizontal distance axis grid lines are 200m furlongs.

#### Disclaimer.

HRNZ and NZMTC and Thoroughbred Ratings Pty Ltd accepts no responsibility for the completeness or accuracy of any of the information contained herein, and makes no representations about its suitability for any particular purpose. Users should make their own judgements about those matters and/or seek independent advice. You assume all risks associated with use of the data provided on this page.



# Race Results



February 11, 2022, Race 1, IRT. YOUR HORSE. OUR PASSION TROT, Distance 2600m, Addington - Survey 3200m

Result	TAB no.	Horse (Barrier)	2600 to	2400m to
7th	8	<b>Royal Diedre (10)</b>	<b>2400m</b>	<b>2200m</b>
		Position in running (margin)	-	5(5.8)
		Sectional time (s)	17.89	15.48
		Cumulative time (s)	202.53	184.64
		Speed (m/s)	11.18	12.92
		Stride length (m)	5.56	5.93
		Stride duration (s)	0.479	0.459
		Stride efficiency (%)	48.39	55.02
		Stride count	35.94	33.71

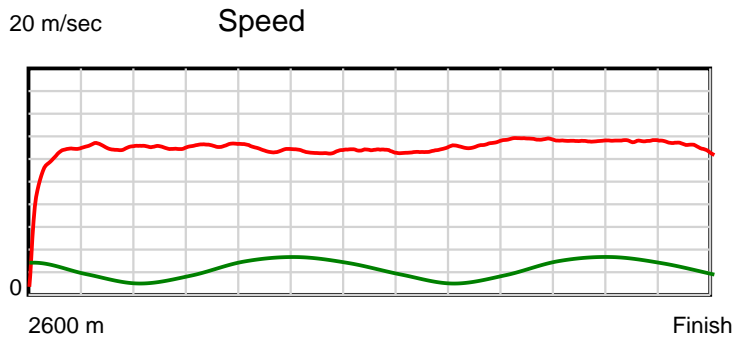
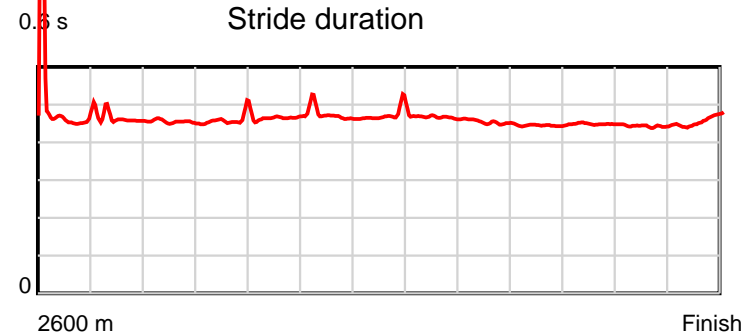
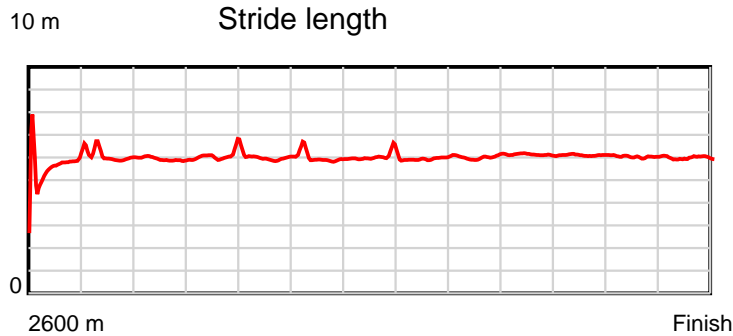
#### Disclaimer.

HRNZ and NZMTC and Thoroughbred Ratings Pty Ltd accepts no responsibility for the completeness or accuracy of any of the information contained herein, and makes no representations about its suitability for any particular purpose. Users should make their own judgements about those matters and/or seek independent advice. You assume all risks associated with use of the data provided on this page.

# Race Results

February 11, 2022, Race 1, IRT. YOUR HORSE. OUR PASSION TROT, Distance 2600m, Addington - Survey 3200m

Result	TAB no.	Horse (Barrier)	2200m to	2000m to	1800m to	1600m to	1400m to	1200m to	1000m to	800m to	600m to	400m to	200m to	Total or	Margin
7th	8	Royal Diedre (10)	2000m	1800m	1600m	1400m	1200m	1000m	800m	600m	400m	200m	WP	Average	
		Position in running (margin)	5(12.0)	5(10.7)	5(8.2)	5(5.6)	4(4.4)	4(3.4)	3(2.8)	2(1.5)	2(0.9)	2(1.0)	4(4.9)		10.00
		Sectional time (s)	15.36	15.11	15.85	16.09	15.77	15.94	15.25	14.53	15.03	14.90	15.33		
		Cumulative time (s)	169.16	153.80	138.69	122.84	106.75	90.98	75.04	59.79	45.26	30.23	15.33	3:22.53	
		Speed (m/s)	13.02	13.24	12.62	12.43	12.68	12.55	13.11	13.76	13.31	13.42	13.05	12.84	
		Stride length (m)	5.92	6.07	5.86	5.87	5.97	5.85	5.94	6.12	5.97	5.95	5.99	5.92	
		Stride duration (s)	0.455	0.459	0.464	0.472	0.471	0.467	0.453	0.445	0.449	0.443	0.459	0.461	
		Stride efficiency (%)	54.85	57.57	53.59	53.80	55.74	53.56	55.18	58.52	55.74	55.26	56.02	54.79	
		Stride count	33.76	32.95	34.15	34.09	33.49	34.16	33.66	32.68	33.49	33.63	33.40	439.11	



Note: Horizontal distance axis grid lines are 200m furlongs.

#### Disclaimer.

HRNZ and NZMTC and Thoroughbred Ratings Pty Ltd accepts no responsibility for the completeness or accuracy of any of the information contained herein, and makes no representations about its suitability for any particular purpose. Users should make their own judgements about those matters and/or seek independent advice. You assume all risks associated with use of the data provided on this page.



# Race Results



February 11, 2022, Race 1, IRT. YOUR HORSE. OUR PASSION TROT, Distance 2600m, Addington - Survey 3200m

Result	TAB no.	Horse (Barrier)	2600 to	2400m to
8th	13	<b>Aiguille (2)</b>	<b>2400m</b>	<b>2200m</b>
		Position in running (margin)	-	9(12.6)
		Sectional time (s)	19.26	15.61
		Cumulative time (s)	202.61	183.35
		Speed (m/s)	10.38	12.81
		Stride length (m)	5.61	5.97
		Stride duration (s)	0.483	0.466
		Stride efficiency (%)	49.24	55.71
		Stride count	35.63	33.50

#### Disclaimer.

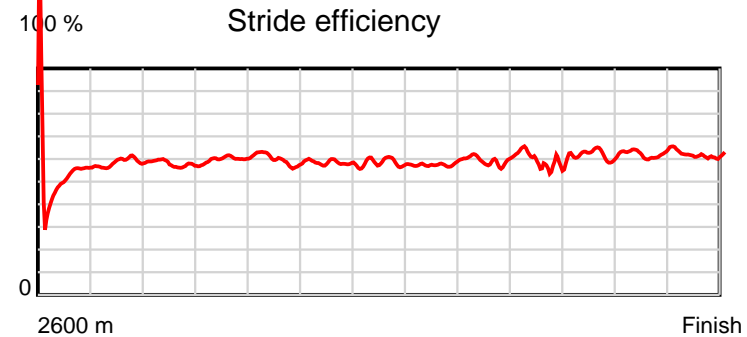
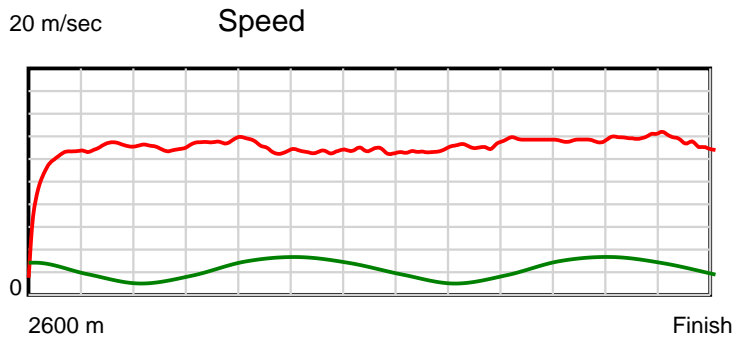
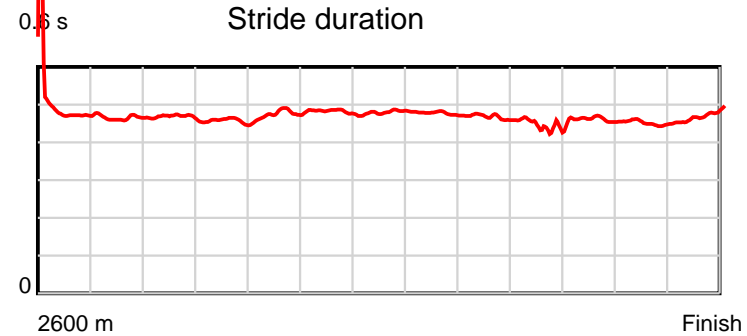
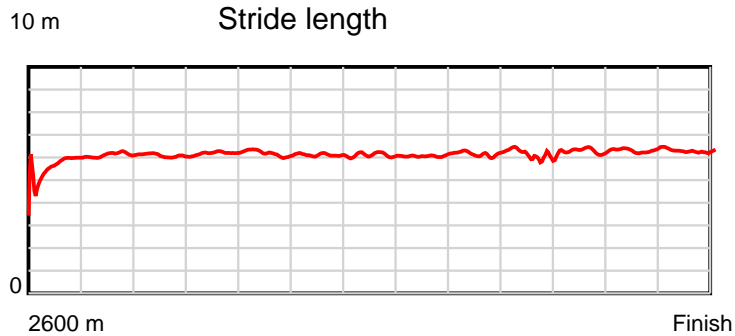
HRNZ and NZMTC and Thoroughbred Ratings Pty Ltd accepts no responsibility for the completeness or accuracy of any of the information contained herein, and makes no representations about its suitability for any particular purpose. Users should make their own judgements about those matters and/or seek independent advice. You assume all risks associated with use of the data provided on this page.



# Race Results

February 11, 2022, Race 1, IRT. YOUR HORSE. OUR PASSION TROT, Distance 2600m, Addington - Survey 3200m

Result	TAB no.	Horse (Barrier)	2200m to	2000m to	1800m to	1600m to	1400m to	1200m to	1000m to	800m to	600m to	400m to	200m to	Total or	Margin
8th	13	Aiguille (2)	2000m	1800m	1600m	1400m	1200m	1000m	800m	600m	400m	200m	WP	Average	
		Position in running (margin)	9(19.5)	8(19.2)	8(14.5)	8(10.3)	7(8.1)	7(7.1)	7(6.7)	6(6.0)	6(5.6)	5(3.6)	7(6.6)		10.40
		Sectional time (s)	15.52	14.74	15.57	15.94	15.75	15.97	15.37	14.57	14.69	14.74	14.88		
		Cumulative time (s)	167.74	152.22	137.48	121.91	105.97	90.22	74.25	58.88	44.31	29.62	14.88	3:22.61	
		Speed (m/s)	12.89	13.57	12.85	12.55	12.70	12.52	13.01	13.73	13.61	13.57	13.44	12.83	
		Stride length (m)	6.03	6.20	6.11	6.05	6.09	5.98	6.07	6.05	6.27	6.12	6.36	6.06	
		Stride duration (s)	0.468	0.457	0.475	0.482	0.480	0.477	0.467	0.441	0.461	0.451	0.473	0.473	
		Stride efficiency (%)	56.75	60.01	58.27	57.23	57.97	55.81	57.58	57.25	61.52	58.54	63.20	57.48	
		Stride count	33.19	32.27	32.75	33.05	32.84	33.47	32.95	33.04	31.88	32.68	31.45	428.70	



Note: Horizontal distance axis grid lines are 200m furlongs.

#### Disclaimer.

HRNZ and NZMTC and Thoroughbred Ratings Pty Ltd accepts no responsibility for the completeness or accuracy of any of the information contained herein, and makes no representations about its suitability for any particular purpose. Users should make their own judgements about those matters and/or seek independent advice. You assume all risks associated with use of the data provided on this page.



# Race Results



February 11, 2022, Race 1, IRT. YOUR HORSE. OUR PASSION TROT, Distance 2600m, Addington - Survey 3200m

Result	TAB no.	Horse (Barrier)	2600 to	2400m to
9th	6	<b>Sonoma Tyron (8)</b>	<b>2400m</b>	<b>2200m</b>
		Position in running (margin)	-	13(29.4)
		Sectional time (s)	21.81	15.46
		Cumulative time (s)	202.77	180.96
		Speed (m/s)	9.17	12.94
		Stride length (m)	4.37	5.71
		Stride duration (s)	0.461	0.441
		Stride efficiency (%)	29.83	50.92
		Stride count	45.78	35.04

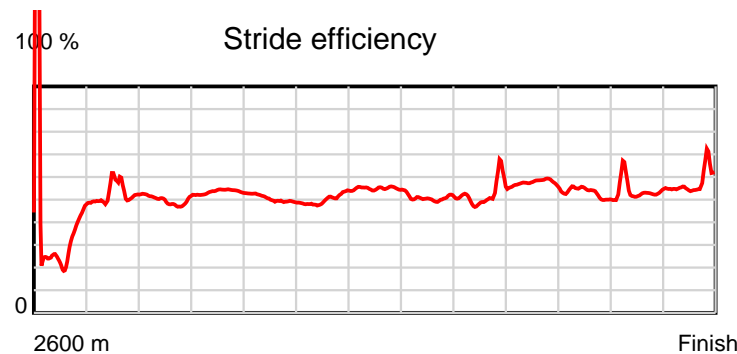
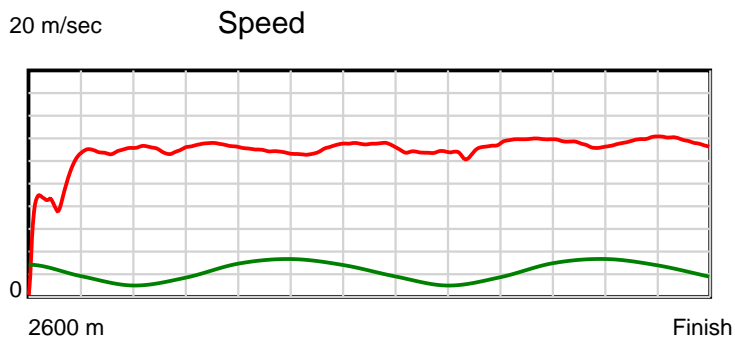
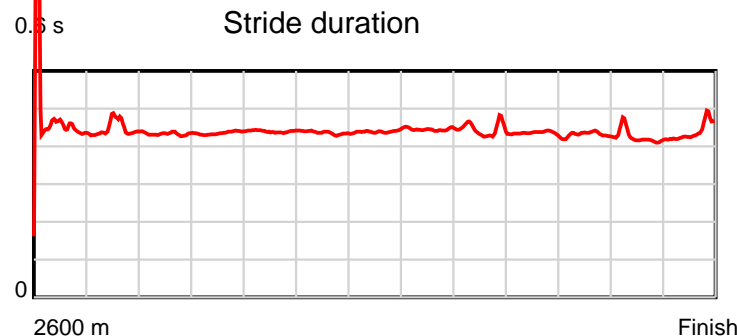
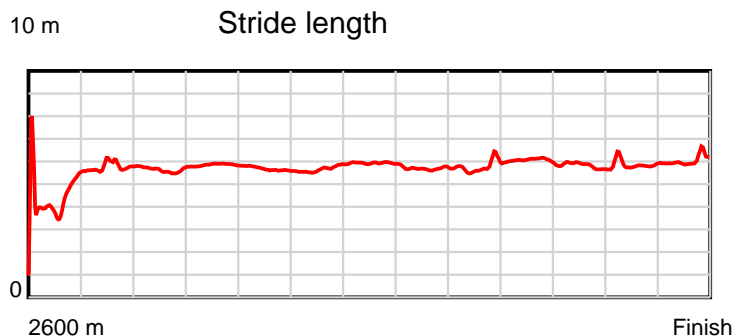
#### Disclaimer.

HRNZ and NZMTC and Thoroughbred Ratings Pty Ltd accepts no responsibility for the completeness or accuracy of any of the information contained herein, and makes no representations about its suitability for any particular purpose. Users should make their own judgements about those matters and/or seek independent advice. You assume all risks associated with use of the data provided on this page.

# Race Results

February 11, 2022, Race 1, IRT. YOUR HORSE. OUR PASSION TROT, Distance 2600m, Addington - Survey 3200m

Result	TAB no.	Horse (Barrier)	2200m to	2000m to	1800m to	1600m to	1400m to	1200m to	1000m to	800m to	600m to	400m to	200m to	Total or	Margin
9th	6	Sonoma Tyron (8)	2000m	1800m	1600m	1400m	1200m	1000m	800m	600m	400m	200m	WP	Average	
		Position in running (margin)	12(35.4)	11(34.8)	11(30.5)	11(26.6)	11(21.1)	11(14.1)	11(11.7)	11(11.7)	11(10.6)	10(9.3)	10(10.4)		11.30
		Sectional time (s)	15.47	14.82	15.61	15.40	14.75	15.65	15.46	14.46	14.81	14.43	14.64		
		Cumulative time (s)	165.50	150.03	135.21	119.60	104.20	89.45	73.80	58.34	43.88	29.07	14.64	3:22.77	
		Speed (m/s)	12.93	13.50	12.81	12.99	13.56	12.78	12.94	13.83	13.50	13.86	13.66	12.82	
		Stride length (m)	5.59	5.88	5.63	5.65	5.96	5.68	5.72	6.01	5.83	5.86	6.04	5.65	
		Stride duration (s)	0.433	0.436	0.439	0.435	0.440	0.445	0.442	0.435	0.432	0.423	0.442	0.441	
		Stride efficiency (%)	48.90	53.99	49.53	49.96	55.50	50.49	51.05	56.52	53.17	53.63	57.07	49.92	
		Stride count	35.75	34.02	35.52	35.37	33.56	35.19	34.99	33.25	34.29	34.14	33.09	459.99	



Note: Horizontal distance axis grid lines are 200m furlongs.

#### Disclaimer.

HRNZ and NZMTC and Thoroughbred Ratings Pty Ltd accepts no responsibility for the completeness or accuracy of any of the information contained herein, and makes no representations about its suitability for any particular purpose. Users should make their own judgements about those matters and/or seek independent advice. You assume all risks associated with use of the data provided on this page.



# Race Results



February 11, 2022, Race 1, IRT. YOUR HORSE. OUR PASSION TROT, Distance 2600m, Addington - Survey 3200m

Result	TAB no.	Horse (Barrier)	2600 to	2400m to
10th	11	<b>Murano (0)</b>	<b>2400m</b>	<b>2200m</b>
		Position in running (margin)	-	11(20.6)
		Sectional time (s)	20.24	15.87
		Cumulative time (s)	203.30	183.06
		Speed (m/s)	9.88	12.60
		Stride length (m)	5.28	5.72
		Stride duration (s)	0.473	0.454
		Stride efficiency (%)	43.55	51.19
		Stride count	37.88	34.94

#### Disclaimer.

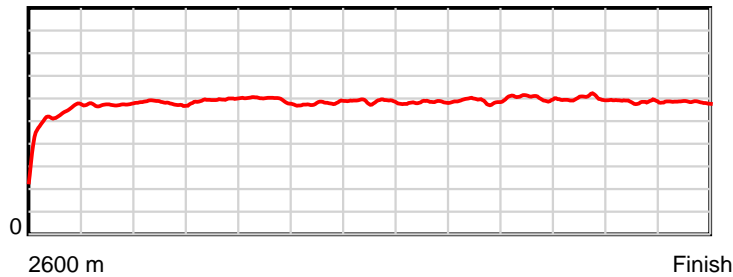
HRNZ and NZMTC and Thoroughbred Ratings Pty Ltd accepts no responsibility for the completeness or accuracy of any of the information contained herein, and makes no representations about its suitability for any particular purpose. Users should make their own judgements about those matters and/or seek independent advice. You assume all risks associated with use of the data provided on this page.

# Race Results

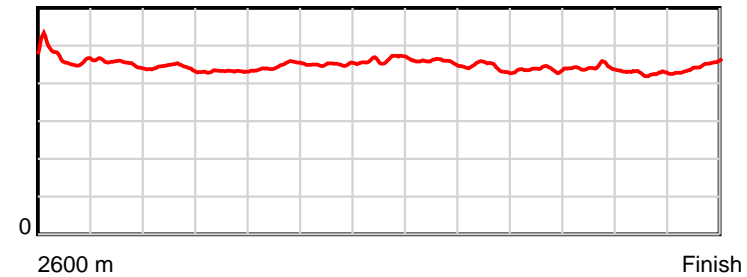
February 11, 2022, Race 1, IRT. YOUR HORSE. OUR PASSION TROT, Distance 2600m, Addington - Survey 3200m

Result	TAB no.	Horse (Barrier)	2200m to	2000m to	1800m to	1600m to	1400m to	1200m to	1000m to	800m to	600m to	400m to	200m to	Total or	Margin
10th	11	Murano (0)	2000m	1800m	1600m	1400m	1200m	1000m	800m	600m	400m	200m	WP	Average	
		Position in running (margin)	10(29.1)	9(27.7)	9(21.9)	9(14.2)	9(10.2)	9(9.3)	9(9.1)	9(8.1)	9(7.2)	8(7.2)	9(9.9)		14.30
		Sectional time (s)	15.35	14.56	15.00	15.62	15.77	16.02	15.31	14.49	15.00	14.70	15.37		
		Cumulative time (s)	167.19	151.84	137.28	122.28	106.66	90.89	74.87	59.56	45.07	30.07	15.37	3:23.30	
		Speed (m/s)	13.03	13.74	13.33	12.80	12.68	12.48	13.06	13.80	13.33	13.61	13.01	12.79	
		Stride length (m)	5.77	5.93	5.94	5.76	5.87	5.71	5.78	6.04	5.89	5.80	5.81	5.79	
		Stride duration (s)	0.443	0.431	0.446	0.450	0.463	0.458	0.442	0.437	0.442	0.426	0.447	0.453	
		Stride efficiency (%)	52.00	54.92	55.22	51.87	53.90	51.02	52.21	56.92	54.18	52.60	52.77	52.34	
		Stride count	34.67	33.74	33.64	34.71	34.05	35.00	34.60	33.14	33.97	34.47	34.42	449.23	

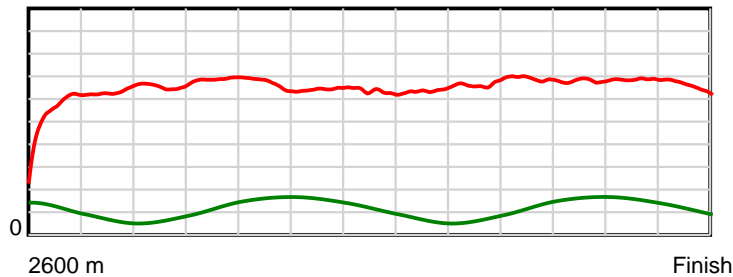
10 m Stride length



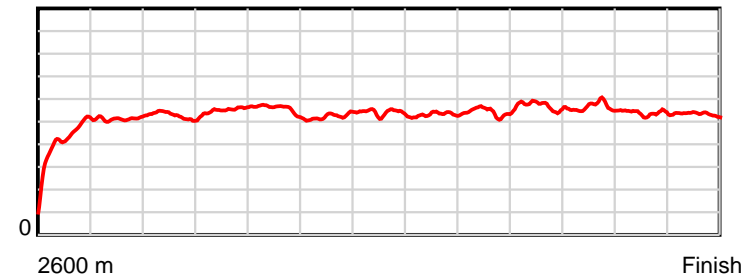
0.6 s Stride duration



20 m/sec Speed



100 % Stride efficiency



Note: Horizontal distance axis grid lines are 200m furlongs.

**Disclaimer.**

HRNZ and NZMTC and Thoroughbred Ratings Pty Ltd accepts no responsibility for the completeness or accuracy of any of the information contained herein, and makes no representations about its suitability for any particular purpose. Users should make their own judgements about those matters and/or seek independent advice. You assume all risks associated with use of the data provided on this page.



# Race Results



February 11, 2022, Race 1, IRT. YOUR HORSE. OUR PASSION TROT, Distance 2600m, Addington - Survey 3200m

Result	TAB no.	Horse (Barrier)	2600 to	2400m to
11th	2	Heavenly Strin... (4)	2400m	2200m
		Position in running (margin)	-	12(26.5)
		Sectional time (s)	21.36	15.26
		Cumulative time (s)	203.57	182.21
		Speed (m/s)	9.36	13.11
		Stride length (m)	4.44	6.04
		Stride duration (s)	0.453	0.461
		Stride efficiency (%)	30.80	57.07
		Stride count	45.05	33.10

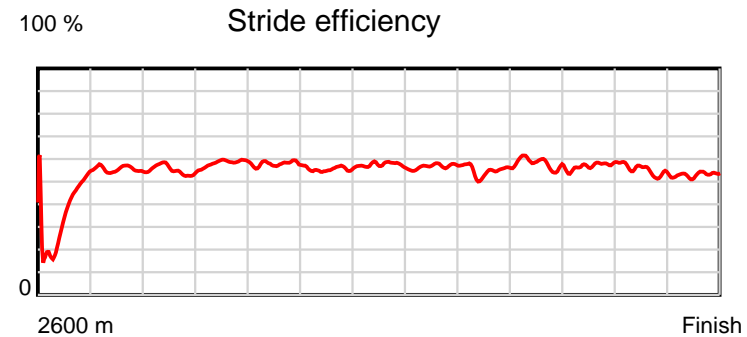
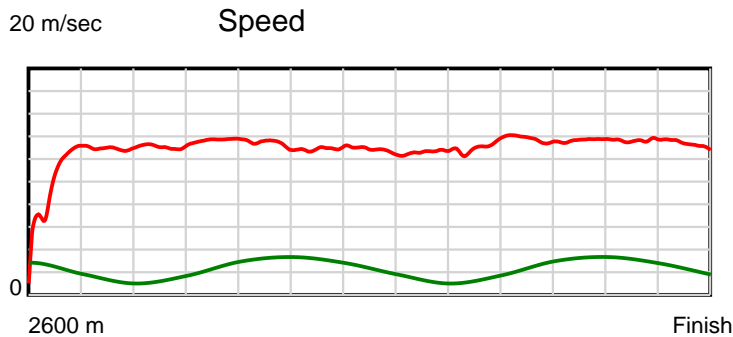
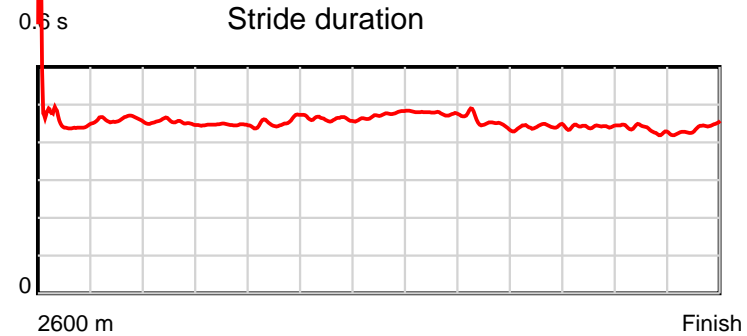
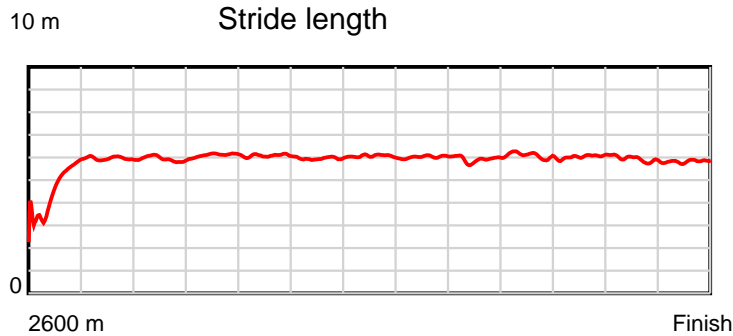
#### Disclaimer.

HRNZ and NZMTC and Thoroughbred Ratings Pty Ltd accepts no responsibility for the completeness or accuracy of any of the information contained herein, and makes no representations about its suitability for any particular purpose. Users should make their own judgements about those matters and/or seek independent advice. You assume all risks associated with use of the data provided on this page.

# Race Results

February 11, 2022, Race 1, IRT. YOUR HORSE. OUR PASSION TROT, Distance 2600m, Addington - Survey 3200m

Result	TAB no.	Horse (Barrier)	2200m to	2000m to	1800m to	1600m to	1400m to	1200m to	1000m to	800m to	600m to	400m to	200m to	Total or	Margin
11th	2	Heavenly Strin... (4)	2000m	1800m	1600m	1400m	1200m	1000m	800m	600m	400m	200m	WP	Average	
		Position in running (margin)	11(31.3)	10(29.3)	10(23.7)	10(17.3)	10(12.3)	10(10.7)	10(9.4)	10(10.0)	10(10.0)	11(9.5)	11(12.3)		15.80
		Sectional time (s)	15.24	14.59	15.22	15.47	15.66	15.84	15.57	14.64	14.92	14.73	15.07		
		Cumulative time (s)	166.95	151.71	137.12	121.90	106.43	90.77	74.93	59.36	44.72	29.80	15.07	3:23.57	
		Speed (m/s)	13.12	13.71	13.14	12.93	12.77	12.63	12.85	13.66	13.40	13.58	13.27	12.77	
		Stride length (m)	5.95	6.12	5.96	5.97	6.04	6.03	5.83	6.05	5.92	5.89	5.83	5.82	
		Stride duration (s)	0.454	0.446	0.454	0.462	0.473	0.478	0.454	0.443	0.442	0.434	0.440	0.455	
		Stride efficiency (%)	55.40	58.55	55.60	55.74	57.02	56.86	53.10	57.16	54.75	54.26	53.19	52.85	
		Stride count	33.59	32.67	33.53	33.49	33.11	33.16	34.31	33.07	33.79	33.94	34.28	447.09	



Note: Horizontal distance axis grid lines are 200m furlongs.

#### Disclaimer.

HRNZ and NZMTC and Thoroughbred Ratings Pty Ltd accepts no responsibility for the completeness or accuracy of any of the information contained herein, and makes no representations about its suitability for any particular purpose. Users should make their own judgements about those matters and/or seek independent advice. You assume all risks associated with use of the data provided on this page.



# Race Results



February 11, 2022, Race 1, IRT. YOUR HORSE. OUR PASSION TROT, Distance 2600m, Addington - Survey 3200m

Result	TAB no.	Horse (Barrier)	2600 to	2400m to
12th	4	Take After Me (6)	2400m	2200m
		Position in running (margin)	-	2(0.2)
		Sectional time (s)	17.10	16.56
		Cumulative time (s)	206.04	188.94
		Speed (m/s)	11.70	12.08
		Stride length (m)	5.24	5.29
		Stride duration (s)	0.434	0.438
		Stride efficiency (%)	42.87	43.67
		Stride count	38.19	37.83

#### Disclaimer.

HRNZ and NZMTC and Thoroughbred Ratings Pty Ltd accepts no responsibility for the completeness or accuracy of any of the information contained herein, and makes no representations about its suitability for any particular purpose. Users should make their own judgements about those matters and/or seek independent advice. You assume all risks associated with use of the data provided on this page.

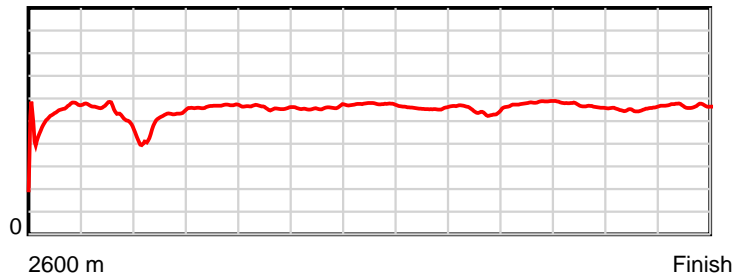


# Race Results

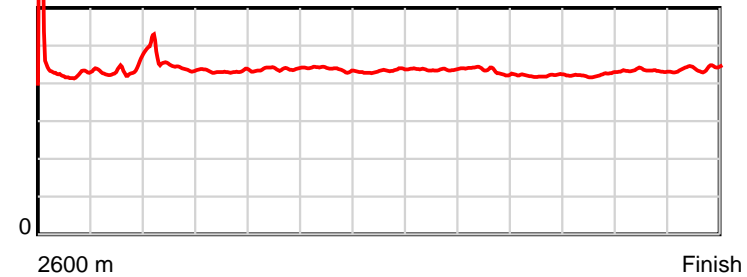
February 11, 2022, Race 1, IRT. YOUR HORSE. OUR PASSION TROT, Distance 2600m, Addington - Survey 3200m

Result	TAB no.	Horse (Barrier)	2200m to	2000m to	1800m to	1600m to	1400m to	1200m to	1000m to	800m to	600m to	400m to	200m to	Total or	Margin
12th	4	Take After Me (6)	2000m	1800m	1600m	1400m	1200m	1000m	800m	600m	400m	200m	WP	Average	
		Position in running (margin)	6(12.8)	12(35.2)	12(33.0)	12(29.3)	12(24.7)	12(19.2)	12(16.7)	12(18.4)	12(17.4)	12(16.9)	12(24.1)		29.50
		Sectional time (s)	19.30	15.18	15.65	15.54	15.00	15.62	15.76	14.47	14.93	15.45	15.48		
		Cumulative time (s)	172.38	153.08	137.90	122.25	106.71	91.71	76.09	60.33	45.86	30.93	15.48	3:26.04	
		Speed (m/s)	10.36	13.18	12.78	12.87	13.33	12.80	12.69	13.82	13.40	12.94	12.92	12.62	
		Stride length (m)	4.72	5.69	5.60	5.62	5.77	5.59	5.48	5.81	5.65	5.61	5.69	5.50	
		Stride duration (s)	0.456	0.431	0.438	0.437	0.433	0.436	0.432	0.420	0.422	0.433	0.441	0.436	
		Stride efficiency (%)	34.88	50.51	48.95	49.41	52.09	48.77	46.98	52.72	49.95	49.17	50.62	47.34	
		Stride count	42.33	35.18	35.74	35.57	34.64	35.80	36.48	34.43	35.37	35.66	35.14	472.36	

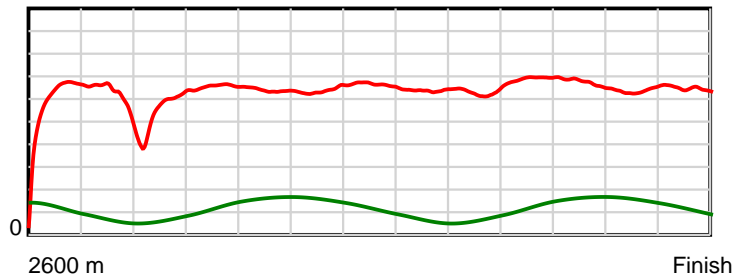
10 m Stride length



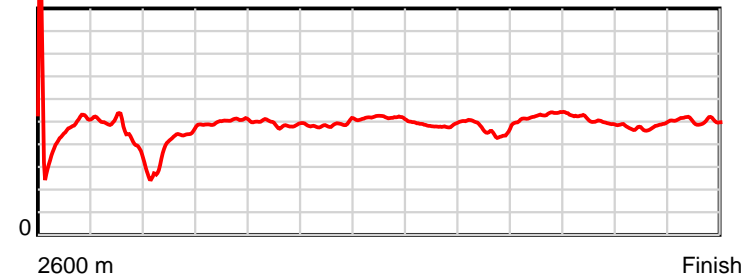
0.5 s Stride duration



20 m/sec Speed



100 % Stride efficiency



Note: Horizontal distance axis grid lines are 200m furlongs.

**Disclaimer.**

HRNZ and NZMTC and Thoroughbred Ratings Pty Ltd accepts no responsibility for the completeness or accuracy of any of the information contained herein, and makes no representations about its suitability for any particular purpose. Users should make their own judgements about those matters and/or seek independent advice. You assume all risks associated with use of the data provided on this page.



# Race Results



February 11, 2022, Race 1, IRT. YOUR HORSE. OUR PASSION TROT, Distance 2600m, Addington - Survey 3200m

Result	TAB no.	Horse (Barrier)	2600 to	2400m to
13th	7	Ruthless Lizzi... (9)	2400m	2200m
		Position in running (margin)	-	8(11.9)
		Sectional time (s)	18.81	19.74
		Cumulative time (s)	206.10	187.29
		Speed (m/s)	10.63	10.13
		Stride length (m)	4.94	4.89
		Stride duration (s)	0.465	0.483
		Stride efficiency (%)	38.06	37.39
		Stride count	40.52	40.88

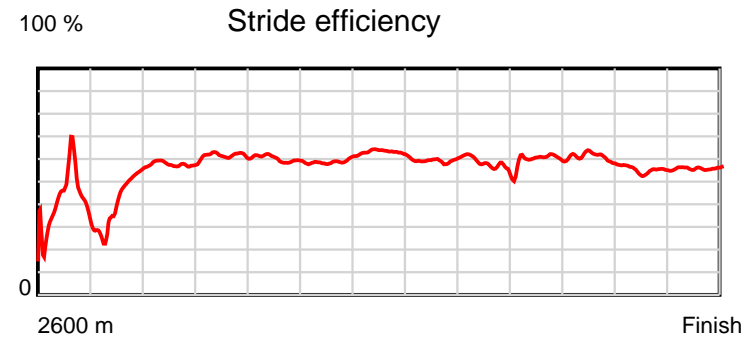
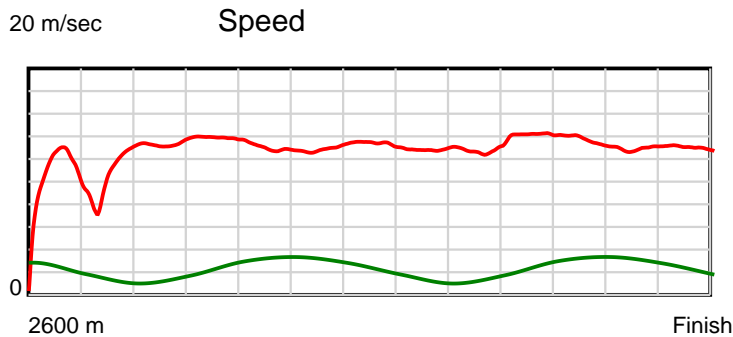
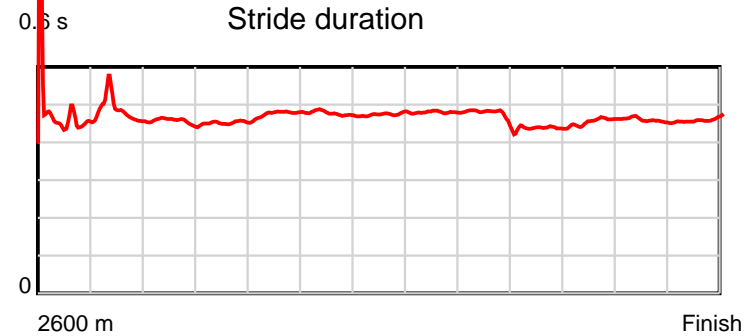
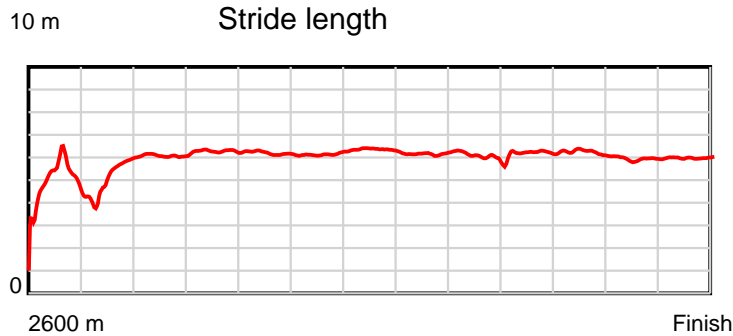
#### Disclaimer.

HRNZ and NZMTC and Thoroughbred Ratings Pty Ltd accepts no responsibility for the completeness or accuracy of any of the information contained herein, and makes no representations about its suitability for any particular purpose. Users should make their own judgements about those matters and/or seek independent advice. You assume all risks associated with use of the data provided on this page.

# Race Results

February 11, 2022, Race 1, IRT. YOUR HORSE. OUR PASSION TROT, Distance 2600m, Addington - Survey 3200m

Result	TAB no.	Horse (Barrier)	2200m to	2000m to	1800m to	1600m to	1400m to	1200m to	1000m to	800m to	600m to	400m to	200m to	Total or	Margin
13th	7	Ruthless Lizzi... (9)	2000m	1800m	1600m	1400m	1200m	1000m	800m	600m	400m	200m	WP	Average	
		Position in running (margin)	13(43.6)	13(42.4)	13(36.1)	13(31.7)	13(26.0)	13(20.5)	13(18.3)	13(21.0)	13(18.6)	13(17.5)	13(26.1)		29.80
		Sectional time (s)	15.38	14.48	15.54	15.35	15.00	15.68	15.93	14.25	14.82	15.68	15.44		
		Cumulative time (s)	167.55	152.17	137.69	122.15	106.80	91.80	76.12	60.19	45.94	31.12	15.44	3:26.10	
		Speed (m/s)	13.00	13.81	12.87	13.03	13.33	12.76	12.55	14.04	13.50	12.76	12.95	12.62	
		Stride length (m)	5.93	6.25	6.14	6.21	6.33	6.12	5.90	6.16	6.16	5.85	5.98	5.87	
		Stride duration (s)	0.456	0.452	0.477	0.477	0.475	0.479	0.470	0.439	0.457	0.459	0.461	0.466	
		Stride efficiency (%)	54.96	61.00	58.92	60.32	62.52	58.48	54.33	59.38	59.36	53.44	55.80	53.90	
		Stride count	33.72	32.01	32.57	32.19	31.62	32.69	33.92	32.45	32.45	34.20	33.47	442.69	



Note: Horizontal distance axis grid lines are 200m furlongs.

#### Disclaimer.

HRNZ and NZMTC and Thoroughbred Ratings Pty Ltd accepts no responsibility for the completeness or accuracy of any of the information contained herein, and makes no representations about its suitability for any particular purpose. Users should make their own judgements about those matters and/or seek independent advice. You assume all risks associated with use of the data provided on this page.