



## Race Results

NZ Metropolitan Trotting Club Inc, HRNZ, February 11, 2022

Compilation date: February 11, 2022, 7:05:19 PM (NZDT)

Copyright © 2022 HRNZ and NZMTC. All rights reserved.

### Trademarks.

StrideMASTER is a registered trademark of Thoroughbred Ratings Pty Ltd.

### Disclaimer.

HRNZ and NZMTC and Thoroughbred Ratings Pty Ltd accepts no responsibility for the completeness or accuracy of any of the information contained herein, and makes no representations about its suitability for any particular purpose. Users should make their own judgements about those matters and/or seek independent advice. You assume all risks associated with use of the data provided on this page.



# Race Results



February 11, 2022, Race 4, LIVAMOL HANDICAP TROT, Distance 2600m, Addington - Survey 3200m

Result	TAB no.	Horse (Barrier)	2600 to	2400m to
1st	4	<b>Royal Pride (9)</b>	<b>2400m</b>	<b>2200m</b>
		Position in running (margin)	-	2(2.6)
		Sectional time (s)	17.06	15.28
		Cumulative time (s)	197.56	180.50
		Speed (m/s)	11.72	13.09
		Stride length (m)	5.37	6.05
		Stride duration (s)	0.458	0.462
		Stride efficiency (%)	45.02	57.18
		Stride count	37.26	33.06

#### Disclaimer.

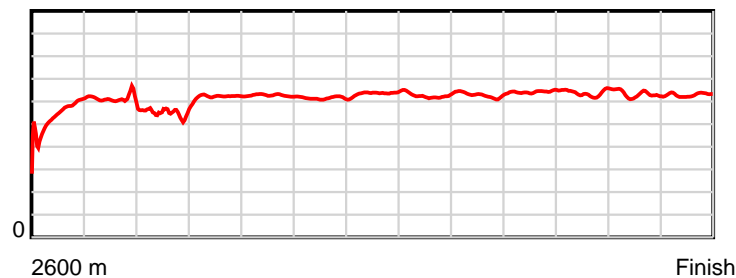
HRNZ and NZMTC and Thoroughbred Ratings Pty Ltd accepts no responsibility for the completeness or accuracy of any of the information contained herein, and makes no representations about its suitability for any particular purpose. Users should make their own judgements about those matters and/or seek independent advice. You assume all risks associated with use of the data provided on this page.

# Race Results

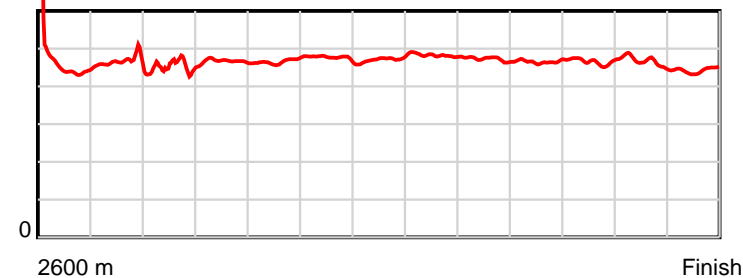
February 11, 2022, Race 4, LIVAMOL HANDICAP TROT, Distance 2600m, Addington - Survey 3200m

Result	TAB no.	Horse (Barrier)	2200m to	2000m to	1800m to	1600m to	1400m to	1200m to	1000m to	800m to	600m to	400m to	200m to	Total or	Margin
1st	4	Royal Pride (9)	2000m	1800m	1600m	1400m	1200m	1000m	800m	600m	400m	200m	WP	Average	
		Position in running (margin)	3(2.7)	6(11.3)	6(13.3)	6(11.9)	7(11.4)	6(8.9)	8(8.8)	8(9.1)	8(8.5)	7(8.2)	4(6.2)		0.00
		Sectional time (s)	16.30	15.04	14.91	15.37	14.90	15.37	15.19	14.48	14.68	14.76	14.22		
		Cumulative time (s)	165.22	148.92	133.88	118.97	103.60	88.70	73.33	58.14	43.66	28.98	14.22	3:17.56	
		Speed (m/s)	12.27	13.30	13.41	13.01	13.42	13.01	13.17	13.81	13.62	13.55	14.06	13.16	
		Stride length (m)	5.43	6.22	6.26	6.20	6.33	6.28	6.21	6.43	6.35	6.31	6.24	6.11	
		Stride duration (s)	0.442	0.467	0.466	0.476	0.471	0.483	0.472	0.466	0.466	0.466	0.444	0.464	
		Stride efficiency (%)	46.06	60.41	61.20	60.01	62.58	61.60	60.30	64.70	63.04	62.21	60.87	58.34	
		Stride count	36.84	32.17	31.96	32.27	31.60	31.85	32.20	31.08	31.49	31.70	32.04	425.52	

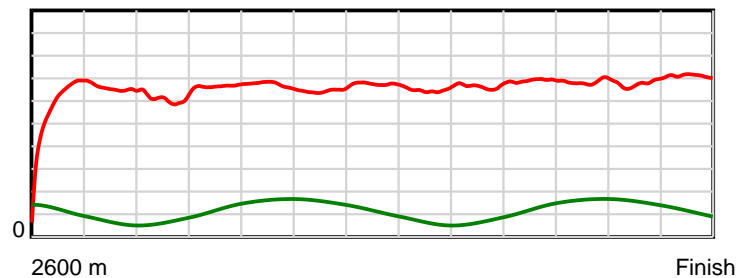
10 m Stride length



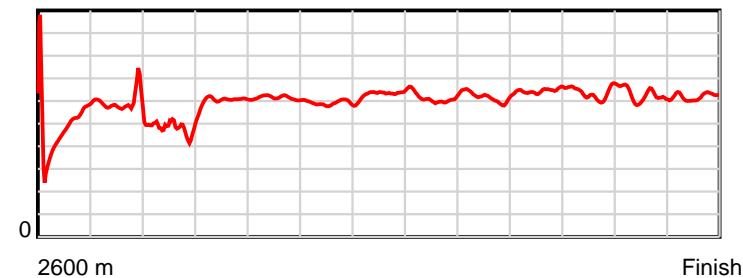
0.5 s Stride duration



20 m/sec Speed



100 % Stride efficiency



Note: Horizontal distance axis grid lines are 200m furlongs.

## Disclaimer.

HRNZ and NZMTC and Thoroughbred Ratings Pty Ltd accepts no responsibility for the completeness or accuracy of any of the information contained herein, and makes no representations about its suitability for any particular purpose. Users should make their own judgements about those matters and/or seek independent advice. You assume all risks associated with use of the data provided on this page.



# Race Results



February 11, 2022, Race 4, LIVAMOL HANDICAP TROT, Distance 2600m, Addington - Survey 3200m

Result	TAB no.	Horse (Barrier)	2600 to	2400m to
2nd	2	<b>The Bloss (5)</b>	<b>2400m</b>	<b>2200m</b>
		Position in running (margin)	-	1(0.0)
		Sectional time (s)	16.61	15.27
		Cumulative time (s)	197.58	180.97
		Speed (m/s)	12.04	13.10
		Stride length (m)	5.42	5.85
		Stride duration (s)	0.451	0.447
		Stride efficiency (%)	45.87	53.46
		Stride count	36.92	34.19

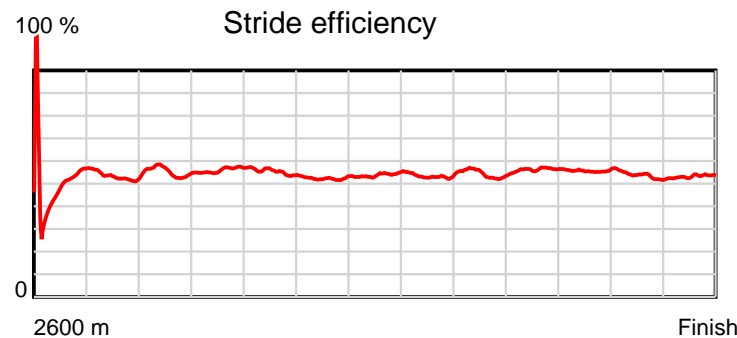
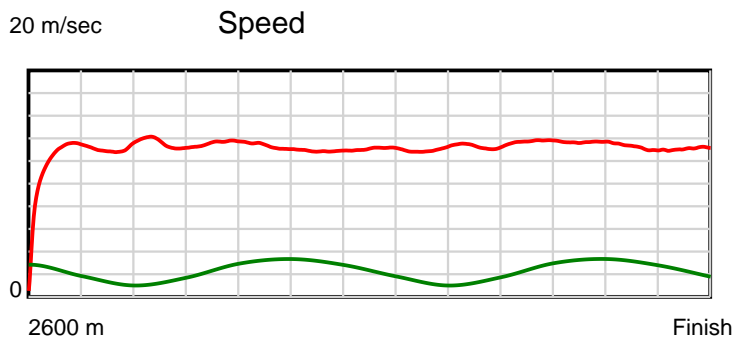
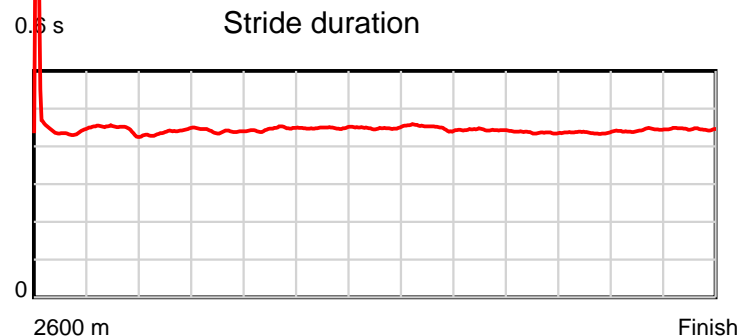
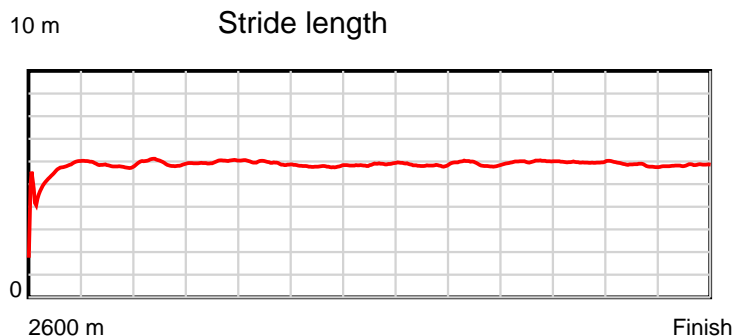
#### Disclaimer.

HRNZ and NZMTC and Thoroughbred Ratings Pty Ltd accepts no responsibility for the completeness or accuracy of any of the information contained herein, and makes no representations about its suitability for any particular purpose. Users should make their own judgements about those matters and/or seek independent advice. You assume all risks associated with use of the data provided on this page.

# Race Results

February 11, 2022, Race 4, LIVAMOL HANDICAP TROT, Distance 2600m, Addington - Survey 3200m

Result	TAB no.	Horse (Barrier)	2200m to	2000m to	1800m to	1600m to	1400m to	1200m to	1000m to	800m to	600m to	400m to	200m to	Total or	Margin
2nd	2	<b>The Bloss (5)</b>	<b>2000m</b>	<b>1800m</b>	<b>1600m</b>	<b>1400m</b>	<b>1200m</b>	<b>1000m</b>	<b>800m</b>	<b>600m</b>	<b>400m</b>	<b>200m</b>	<b>WP</b>	<b>Average</b>	
		Position in running (margin)	1(0.0)	1(0.0)	1(0.0)	1(0.0)	1(0.0)	1(0.0)	1(0.0)	1(0.0)	1(0.0)	1(0.0)	1(0.0)		0.10
		Sectional time (s)	14.86	14.70	15.14	15.44	15.32	15.38	15.15	14.58	14.72	15.10	15.31		
		Cumulative time (s)	165.70	150.84	136.14	121.00	105.56	90.24	74.86	59.71	45.13	30.41	15.31	3:17.58	
		Speed (m/s)	13.46	13.61	13.21	12.95	13.05	13.00	13.20	13.72	13.59	13.25	13.06	13.16	
		Stride length (m)	5.90	5.99	5.89	5.81	5.85	5.85	5.86	5.99	5.93	5.86	5.82	5.85	
		Stride duration (s)	0.438	0.441	0.446	0.449	0.448	0.450	0.444	0.437	0.437	0.443	0.446	0.444	
		Stride efficiency (%)	54.43	56.15	54.24	52.82	53.56	53.55	53.64	56.06	54.96	53.74	52.96	53.41	
		Stride count	33.89	33.37	33.95	34.40	34.16	34.16	34.14	33.39	33.72	34.10	34.35	444.74	



Note: Horizontal distance axis grid lines are 200m furlongs.

#### Disclaimer.

HRNZ and NZMTC and Thoroughbred Ratings Pty Ltd accepts no responsibility for the completeness or accuracy of any of the information contained herein, and makes no representations about its suitability for any particular purpose. Users should make their own judgements about those matters and/or seek independent advice. You assume all risks associated with use of the data provided on this page.



# Race Results



February 11, 2022, Race 4, LIVAMOL HANDICAP TROT, Distance 2600m, Addington - Survey 3200m

Result	TAB no.	Horse (Barrier)	2600 to	2400m to
3rd	8	Time Up The Hi... (8)	2400m	2200m
		Position in running (margin)	-	7(10.8)
		Sectional time (s)	18.54	14.71
		Cumulative time (s)	198.07	179.53
		Speed (m/s)	10.79	13.60
		Stride length (m)	5.67	6.27
		Stride duration (s)	0.471	0.462
		Stride efficiency (%)	50.32	61.52
		Stride count	35.24	31.88

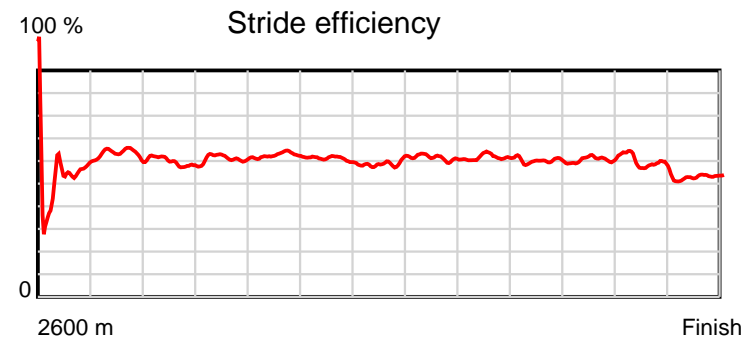
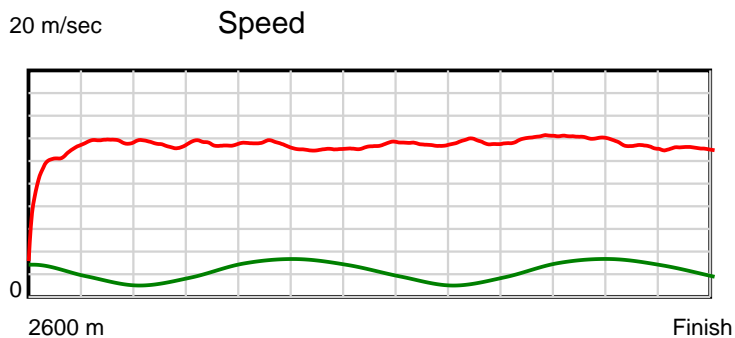
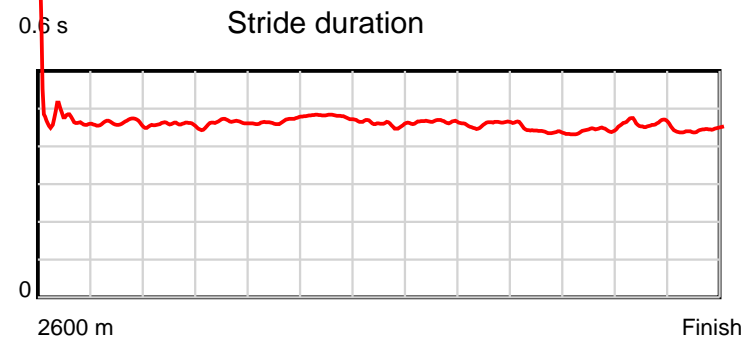
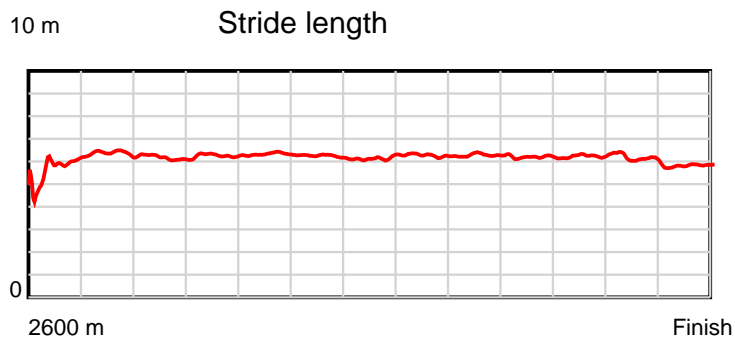
## Disclaimer.

HRNZ and NZMTC and Thoroughbred Ratings Pty Ltd accepts no responsibility for the completeness or accuracy of any of the information contained herein, and makes no representations about its suitability for any particular purpose. Users should make their own judgements about those matters and/or seek independent advice. You assume all risks associated with use of the data provided on this page.

# Race Results

February 11, 2022, Race 4, LIVAMOL HANDICAP TROT, Distance 2600m, Addington - Survey 3200m

Result	TAB no.	Horse (Barrier)	2200m to	2000m to	1800m to	1600m to	1400m to	1200m to	1000m to	800m to	600m to	400m to	200m to	Total or	Margin
3rd	8	Time Up The Hi... (8)	2000m	1800m	1600m	1400m	1200m	1000m	800m	600m	400m	200m	WP	Average	
		Position in running (margin)	7(7.4)	5(10.1)	5(10.6)	5(9.8)	5(9.3)	5(7.1)	4(5.3)	3(5.0)	3(3.2)	2(2.1)	2(2.6)		2.80
		Sectional time (s)	15.31	14.77	15.02	15.35	14.96	15.07	15.10	14.27	14.55	15.17	15.25		
		Cumulative time (s)	164.82	149.51	134.74	119.72	104.37	89.41	74.34	59.24	44.97	30.42	15.25	3:18.07	
		Speed (m/s)	13.06	13.54	13.32	13.03	13.37	13.27	13.25	14.02	13.75	13.18	13.11	13.13	
		Stride length (m)	5.99	6.27	6.22	6.24	6.15	6.17	6.08	6.17	6.10	6.05	5.82	6.09	
		Stride duration (s)	0.459	0.463	0.467	0.479	0.460	0.465	0.459	0.440	0.444	0.459	0.444	0.464	
		Stride efficiency (%)	56.04	61.45	60.54	60.85	59.07	59.49	57.82	59.49	58.18	57.26	52.90	57.93	
		Stride count	33.40	31.89	32.13	32.05	32.53	32.41	32.88	32.42	32.78	33.04	34.38	427.03	



Note: Horizontal distance axis grid lines are 200m furlongs.

#### Disclaimer.

HRNZ and NZMTC and Thoroughbred Ratings Pty Ltd accepts no responsibility for the completeness or accuracy of any of the information contained herein, and makes no representations about its suitability for any particular purpose. Users should make their own judgements about those matters and/or seek independent advice. You assume all risks associated with use of the data provided on this page.



# Race Results



February 11, 2022, Race 4, LIVAMOL HANDICAP TROT, Distance 2600m, Addington - Survey 3200m

Result	TAB no.	Horse (Barrier)	2600 to	2400m to
4th	7	<b>Baxter (6)</b>	<b>2400m</b>	<b>2200m</b>
		Position in running (margin)	-	5(8.3)
		Sectional time (s)	18.11	15.11
		Cumulative time (s)	198.26	180.15
		Speed (m/s)	11.04	13.24
		Stride length (m)	5.23	5.86
		Stride duration (s)	0.428	0.443
		Stride efficiency (%)	42.77	53.66
		Stride count	38.23	34.13

#### Disclaimer.

HRNZ and NZMTC and Thoroughbred Ratings Pty Ltd accepts no responsibility for the completeness or accuracy of any of the information contained herein, and makes no representations about its suitability for any particular purpose. Users should make their own judgements about those matters and/or seek independent advice. You assume all risks associated with use of the data provided on this page.

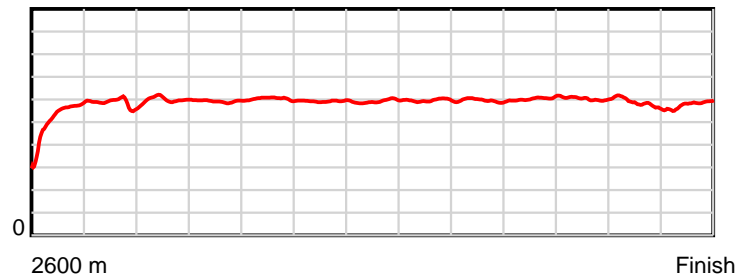


# Race Results

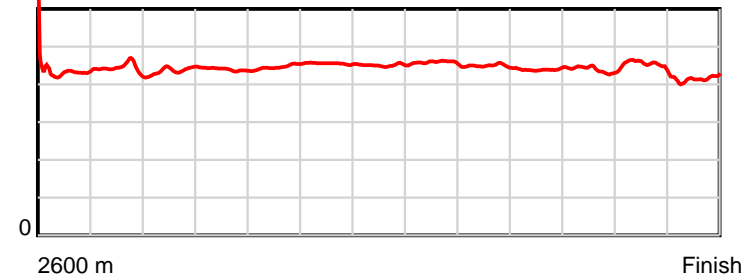
February 11, 2022, Race 4, LIVAMOL HANDICAP TROT, Distance 2600m, Addington - Survey 3200m

Result	TAB no.	Horse (Barrier)	2200m to	2000m to	1800m to	1600m to	1400m to	1200m to	1000m to	800m to	600m to	400m to	200m to	Total or	Margin
4th	7	Baxter (6)	2000m	1800m	1600m	1400m	1200m	1000m	800m	600m	400m	200m	WP	Average	
		Position in running (margin)	6(7.3)	4(7.4)	4(8.1)	4(7.2)	4(6.6)	5(6.5)	6(6.7)	6(6.3)	5(6.1)	6(8.2)			3.90
		Sectional time (s)	14.87	14.82	14.99	15.44	15.23	15.36	15.18	14.51	14.69	15.44	14.51		
		Cumulative time (s)	165.04	150.17	135.35	120.36	104.92	89.69	74.33	59.15	44.64	29.95	14.51	3:18.26	
		Speed (m/s)	13.45	13.50	13.34	12.95	13.13	13.02	13.18	13.78	13.61	12.95	13.78	13.11	
		Stride length (m)	5.88	5.93	5.96	5.90	5.92	5.97	5.92	6.06	5.97	5.85	5.74	5.85	
		Stride duration (s)	0.437	0.440	0.447	0.455	0.450	0.458	0.449	0.440	0.438	0.452	0.416	0.446	
		Stride efficiency (%)	53.97	55.04	55.53	54.36	54.67	55.63	54.69	57.39	55.68	53.53	51.43	53.53	
		Stride count	34.03	33.70	33.55	33.91	33.81	33.52	33.81	33.00	33.51	34.17	34.86	444.23	

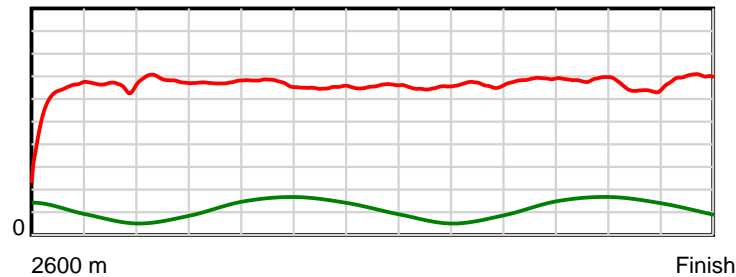
10 m Stride length



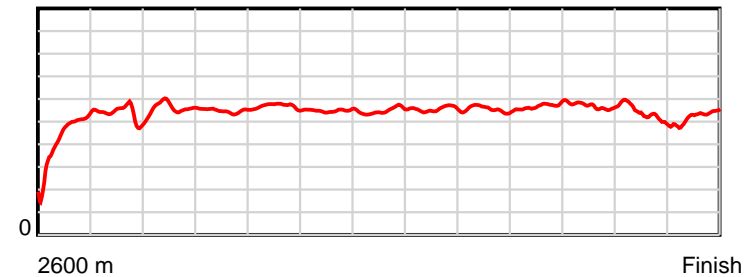
0.6 s Stride duration



20 m/sec Speed



100 % Stride efficiency



Note: Horizontal distance axis grid lines are 200m furlongs.

## Disclaimer.

HRNZ and NZMTC and Thoroughbred Ratings Pty Ltd accepts no responsibility for the completeness or accuracy of any of the information contained herein, and makes no representations about its suitability for any particular purpose. Users should make their own judgements about those matters and/or seek independent advice. You assume all risks associated with use of the data provided on this page.



# Race Results



February 11, 2022, Race 4, LIVAMOL HANDICAP TROT, Distance 2600m, Addington - Survey 3200m

Result	TAB no.	Horse (Barrier)	2600 to	2400m to
5th	5	<b>Bright Glow (10)</b>	<b>2400m</b>	<b>2200m</b>
		Position in running (margin)	-	6(8.5)
		Sectional time (s)	18.26	14.67
		Cumulative time (s)	198.56	180.30
		Speed (m/s)	10.95	13.63
		Stride length (m)	5.07	6.02
		Stride duration (s)	0.454	0.441
		Stride efficiency (%)	40.18	56.55
		Stride count	39.44	33.25

#### Disclaimer.

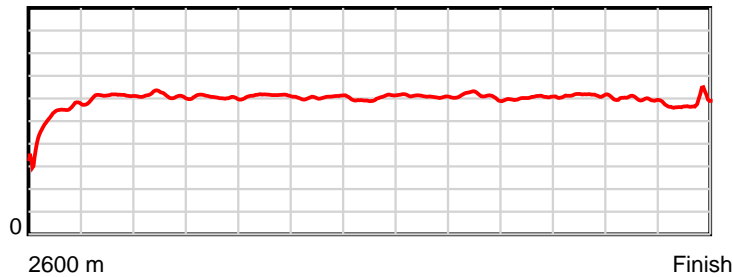
HRNZ and NZMTC and Thoroughbred Ratings Pty Ltd accepts no responsibility for the completeness or accuracy of any of the information contained herein, and makes no representations about its suitability for any particular purpose. Users should make their own judgements about those matters and/or seek independent advice. You assume all risks associated with use of the data provided on this page.

# Race Results

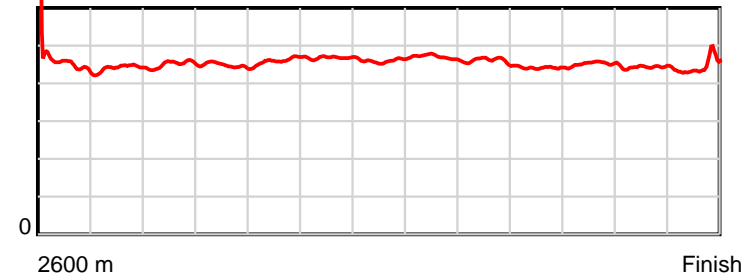
February 11, 2022, Race 4, LIVAMOL HANDICAP TROT, Distance 2600m, Addington - Survey 3200m

Result	TAB no.	Horse (Barrier)	2200m to	2000m to	1800m to	1600m to	1400m to	1200m to	1000m to	800m to	600m to	400m to	200m to	Total or	Margin
5th	5	<b>Bright Glow (10)</b>	<b>2000m</b>	<b>1800m</b>	<b>1600m</b>	<b>1400m</b>	<b>1200m</b>	<b>1000m</b>	<b>800m</b>	<b>600m</b>	<b>400m</b>	<b>200m</b>	<b>WP</b>	<b>Average</b>	
		Position in running (margin)	4(4.9)	3(5.0)	3(5.6)	3(5.4)	3(5.4)	3(4.8)	3(4.8)	4(5.0)	4(5.0)	4(6.1)	3(4.7)		5.50
		Sectional time (s)	14.88	14.80	15.10	15.45	15.21	15.38	15.19	14.57	14.90	14.87	15.28		
		Cumulative time (s)	165.63	150.75	135.95	120.85	105.40	90.19	74.81	59.62	45.05	30.15	15.28	3:18.56	
		Speed (m/s)	13.44	13.51	13.25	12.94	13.15	13.00	13.17	13.73	13.42	13.45	13.09	13.09	
		Stride length (m)	6.05	6.05	6.11	6.05	6.04	6.11	6.06	6.05	6.07	5.95	5.81	5.94	
		Stride duration (s)	0.450	0.448	0.461	0.468	0.460	0.470	0.460	0.441	0.452	0.442	0.444	0.454	
		Stride efficiency (%)	57.13	57.23	58.30	57.26	57.02	58.34	57.30	57.20	57.64	55.29	52.72	55.19	
		Stride count	33.08	33.05	32.74	33.04	33.11	32.73	33.03	33.06	32.93	33.62	34.43	437.51	

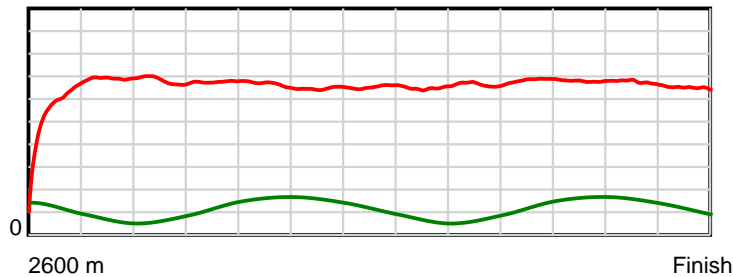
10 m Stride length



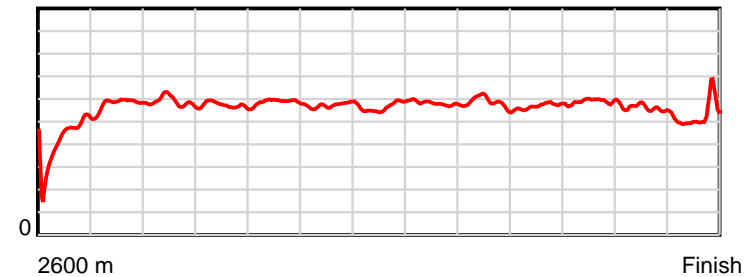
0.6 s Stride duration



20 m/sec Speed



100 % Stride efficiency



Note: Horizontal distance axis grid lines are 200m furlongs.

## Disclaimer.

HRNZ and NZMTC and Thoroughbred Ratings Pty Ltd accepts no responsibility for the completeness or accuracy of any of the information contained herein, and makes no representations about its suitability for any particular purpose. Users should make their own judgements about those matters and/or seek independent advice. You assume all risks associated with use of the data provided on this page.



# Race Results



February 11, 2022, Race 4, LIVAMOL HANDICAP TROT, Distance 2600m, Addington - Survey 3200m

Result	TAB no.	Horse (Barrier)	2600 to	2400m to
6th	3	Clyde (7)	2400m	2200m
		Position in running (margin)	-	10(20.9)
		Sectional time (s)	20.40	14.77
		Cumulative time (s)	198.98	178.58
		Speed (m/s)	9.80	13.54
		Stride length (m)	4.67	6.10
		Stride duration (s)	0.461	0.451
		Stride efficiency (%)	34.10	58.15
		Stride count	42.81	32.79

## Disclaimer.

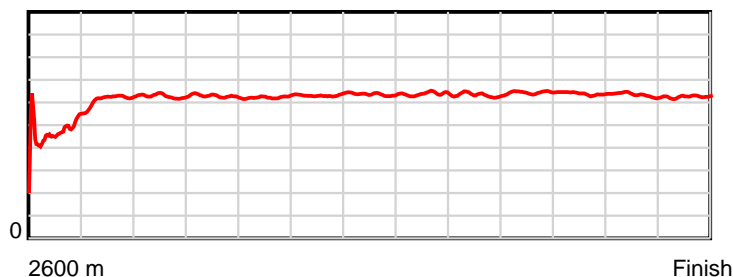
HRNZ and NZMTC and Thoroughbred Ratings Pty Ltd accepts no responsibility for the completeness or accuracy of any of the information contained herein, and makes no representations about its suitability for any particular purpose. Users should make their own judgements about those matters and/or seek independent advice. You assume all risks associated with use of the data provided on this page.

# Race Results

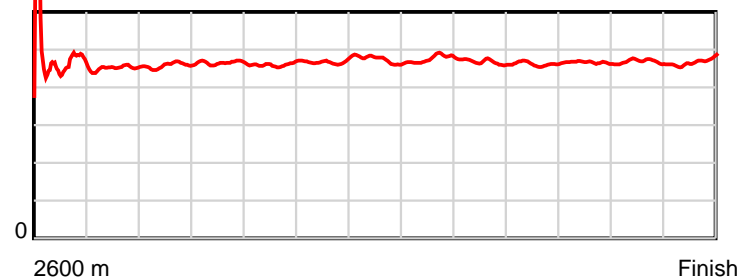
February 11, 2022, Race 4, LIVAMOL HANDICAP TROT, Distance 2600m, Addington - Survey 3200m

Result	TAB no.	Horse (Barrier)	2200m to	2000m to	1800m to	1600m to	1400m to	1200m to	1000m to	800m to	600m to	400m to	200m to	Total or	Margin
6th	3	Clyde (7)	2000m	1800m	1600m	1400m	1200m	1000m	800m	600m	400m	200m	WP	Average	
		Position in running (margin)	10(17.9)	9(18.5)	9(19.7)	9(18.6)	9(15.3)	9(13.3)	9(11.2)	9(10.9)	9(9.7)	9(10.7)	8(9.5)		7.90
		Sectional time (s)	14.96	14.90	14.95	14.90	14.98	15.03	15.09	14.38	14.90	14.90	14.82		
		Cumulative time (s)	163.81	148.85	133.95	119.00	104.10	89.12	74.09	59.00	44.62	29.72	14.82	3:18.98	
		Speed (m/s)	13.37	13.42	13.38	13.42	13.35	13.31	13.25	13.91	13.42	13.42	13.50	13.07	
		Stride length (m)	6.12	6.24	6.16	6.28	6.32	6.33	6.18	6.43	6.25	6.28	6.34	6.09	
		Stride duration (s)	0.458	0.465	0.460	0.468	0.473	0.476	0.467	0.462	0.465	0.468	0.470	0.466	
		Stride efficiency (%)	58.55	60.93	59.28	61.58	62.32	62.67	59.77	64.63	61.00	61.71	62.77	58.01	
		Stride count	32.67	32.03	32.47	31.86	31.67	31.58	32.34	31.10	32.01	31.83	31.56	426.72	

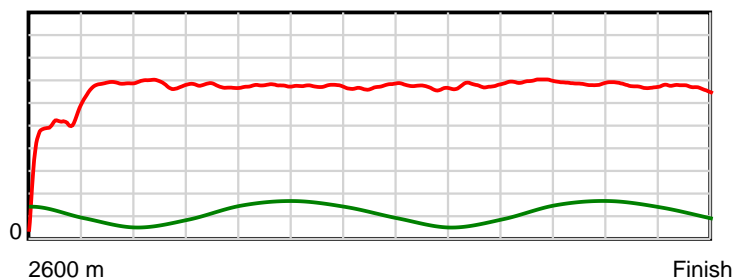
10 m Stride length



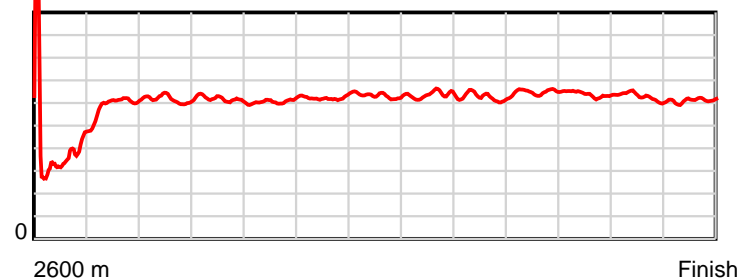
0.5 s Stride duration



20 m/sec Speed



100 % Stride efficiency



Note: Horizontal distance axis grid lines are 200m furlongs.

## Disclaimer.

HRNZ and NZMTC and Thoroughbred Ratings Pty Ltd accepts no responsibility for the completeness or accuracy of any of the information contained herein, and makes no representations about its suitability for any particular purpose. Users should make their own judgements about those matters and/or seek independent advice. You assume all risks associated with use of the data provided on this page.



# Race Results



February 11, 2022, Race 4, LIVAMOL HANDICAP TROT, Distance 2600m, Addington - Survey 3200m

Result	TAB no.	Horse (Barrier)	2600 to	2400m to
7th	6	Idle Stuardia (1)	2400m	2200m
		Position in running (margin)	-	4(5.8)
		Sectional time (s)	17.77	14.58
		Cumulative time (s)	199.47	181.70
		Speed (m/s)	11.26	13.72
		Stride length (m)	5.80	6.20
		Stride duration (s)	0.468	0.452
		Stride efficiency (%)	52.53	60.15
		Stride count	34.50	32.24

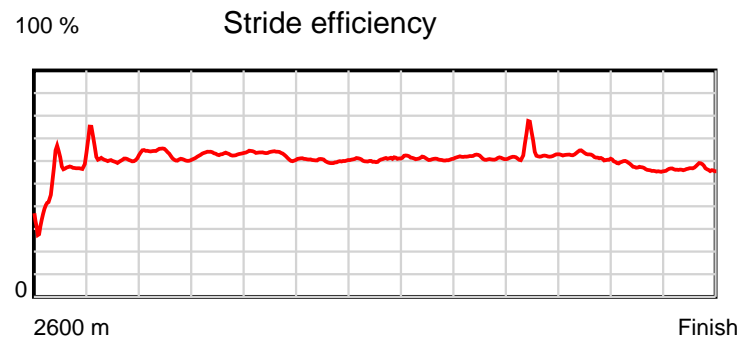
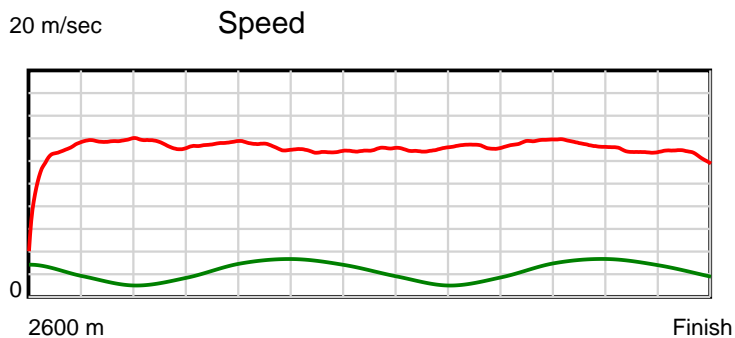
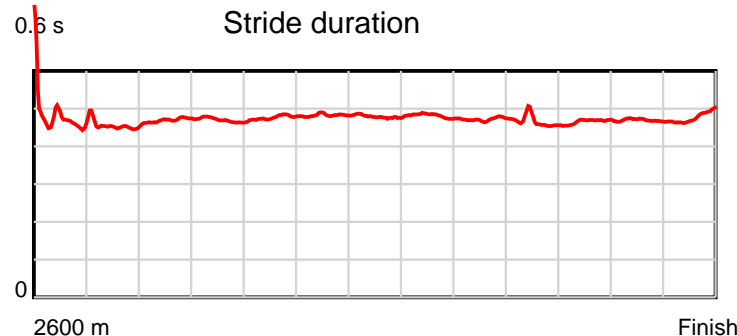
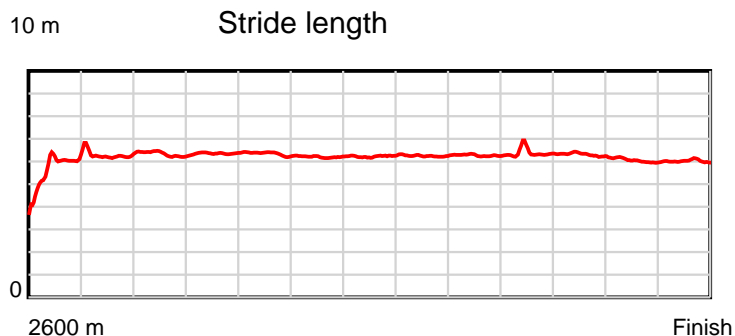
#### Disclaimer.

HRNZ and NZMTC and Thoroughbred Ratings Pty Ltd accepts no responsibility for the completeness or accuracy of any of the information contained herein, and makes no representations about its suitability for any particular purpose. Users should make their own judgements about those matters and/or seek independent advice. You assume all risks associated with use of the data provided on this page.

# Race Results

February 11, 2022, Race 4, LIVAMOL HANDICAP TROT, Distance 2600m, Addington - Survey 3200m

Result	TAB no.	Horse (Barrier)	2200m to	2000m to	1800m to	1600m to	1400m to	1200m to	1000m to	800m to	600m to	400m to	200m to	Total or	Margin
7th	6	Idle Stuartia (1)	2000m	1800m	1600m	1400m	1200m	1000m	800m	600m	400m	200m	WP	Average	
		Position in running (margin)	2(1.6)	2(2.4)	2(2.5)	2(2.6)	2(2.9)	2(2.4)	2(2.3)	2(2.3)	2(2.5)	3(4.2)	5(6.7)		10.60
		Sectional time (s)	14.99	14.72	15.16	15.49	15.23	15.37	15.14	14.62	15.01	15.50	15.89		
		Cumulative time (s)	167.12	152.13	137.41	122.25	106.76	91.53	76.16	61.02	46.40	31.39	15.89	3:19.47	
		Speed (m/s)	13.34	13.59	13.19	12.91	13.13	13.01	13.21	13.68	13.32	12.90	12.59	13.03	
		Stride length (m)	6.26	6.38	6.29	6.22	6.28	6.26	6.23	6.33	6.21	6.05	6.04	6.19	
		Stride duration (s)	0.469	0.469	0.477	0.482	0.478	0.481	0.471	0.463	0.466	0.469	0.480	0.475	
		Stride efficiency (%)	61.19	63.57	61.87	60.50	61.53	61.24	60.62	62.59	60.33	57.24	56.98	59.92	
		Stride count	31.96	31.36	31.78	32.14	31.87	31.95	32.11	31.60	32.19	33.05	33.12	419.87	



Note: Horizontal distance axis grid lines are 200m furlongs.

#### Disclaimer.

HRNZ and NZMTC and Thoroughbred Ratings Pty Ltd accepts no responsibility for the completeness or accuracy of any of the information contained herein, and makes no representations about its suitability for any particular purpose. Users should make their own judgements about those matters and/or seek independent advice. You assume all risks associated with use of the data provided on this page.



# Race Results



February 11, 2022, Race 4, LIVAMOL HANDICAP TROT, Distance 2600m, Addington - Survey 3200m

Result	TAB no.	Horse (Barrier)	2600 to	2400m to
8th	10	<b>The Player (4)</b>	<b>2400m</b>	<b>2200m</b>
		Position in running (margin)	-	9(13.2)
		Sectional time (s)	18.86	14.96
		Cumulative time (s)	199.82	180.96
		Speed (m/s)	10.61	13.37
		Stride length (m)	5.45	5.77
		Stride duration (s)	0.431	0.431
		Stride efficiency (%)	46.36	52.02
		Stride count	36.72	34.67

#### Disclaimer.

HRNZ and NZMTC and Thoroughbred Ratings Pty Ltd accepts no responsibility for the completeness or accuracy of any of the information contained herein, and makes no representations about its suitability for any particular purpose. Users should make their own judgements about those matters and/or seek independent advice. You assume all risks associated with use of the data provided on this page.

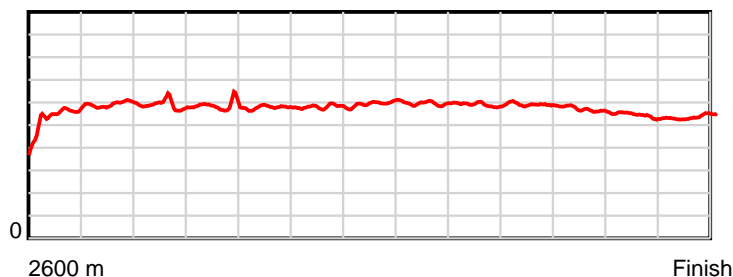


# Race Results

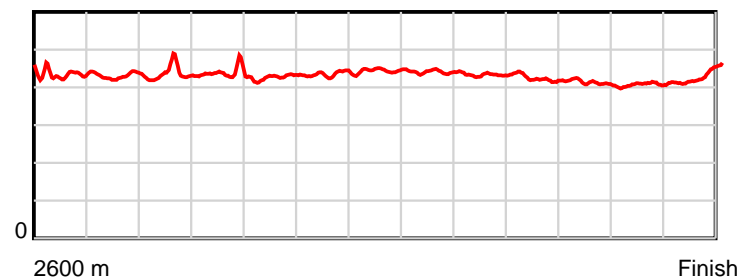
February 11, 2022, Race 4, LIVAMOL HANDICAP TROT, Distance 2600m, Addington - Survey 3200m

Result	TAB no.	Horse (Barrier)	2200m to	2000m to	1800m to	1600m to	1400m to	1200m to	1000m to	800m to	600m to	400m to	200m to	Total or	Margin
8th	10	<b>The Player (4)</b>	<b>2000m</b>	<b>1800m</b>	<b>1600m</b>	<b>1400m</b>	<b>1200m</b>	<b>1000m</b>	<b>800m</b>	<b>600m</b>	<b>400m</b>	<b>200m</b>	<b>WP</b>	<b>Average</b>	
		Position in running (margin)	9(11.3)	7(13.2)	7(14.3)	7(13.1)	6(11.4)	7(9.1)	6(7.5)	5(6.7)	5(5.7)	6(6.6)	7(8.4)		12.50
		Sectional time (s)	15.18	14.89	14.95	15.15	14.94	15.13	15.00	14.42	14.86	15.39	16.09		
		Cumulative time (s)	166.00	150.82	135.93	120.98	105.83	90.89	75.76	60.76	46.34	31.48	16.09	3:19.82	
		Speed (m/s)	13.18	13.43	13.38	13.20	13.39	13.22	13.33	13.87	13.46	13.00	12.43	13.01	
		Stride length (m)	5.71	5.85	5.71	5.74	5.96	5.82	5.77	5.85	5.53	5.30	5.36	5.67	
		Stride duration (s)	0.433	0.436	0.427	0.435	0.445	0.440	0.433	0.422	0.411	0.408	0.431	0.436	
		Stride efficiency (%)	50.96	53.56	50.90	51.48	55.46	52.98	52.07	53.55	47.86	43.94	44.95	50.28	
		Stride count	35.02	34.16	35.04	34.85	33.57	34.35	34.65	34.17	36.14	37.72	37.29	458.35	

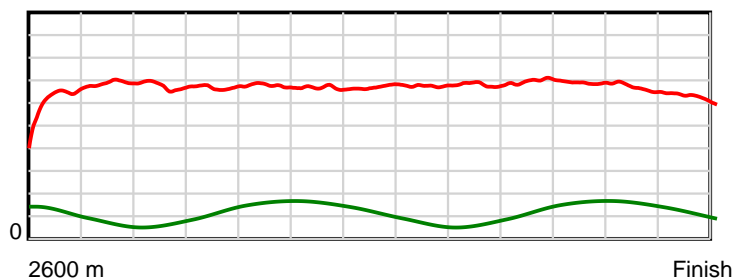
10 m Stride length



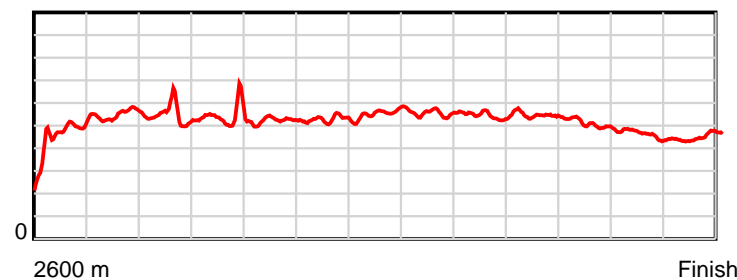
0.6 s Stride duration



20 m/sec Speed



100 % Stride efficiency



Note: Horizontal distance axis grid lines are 200m furlongs.

## Disclaimer.

HRNZ and NZMTC and Thoroughbred Ratings Pty Ltd accepts no responsibility for the completeness or accuracy of any of the information contained herein, and makes no representations about its suitability for any particular purpose. Users should make their own judgements about those matters and/or seek independent advice. You assume all risks associated with use of the data provided on this page.



# Race Results



February 11, 2022, Race 4, LIVAMOL HANDICAP TROT, Distance 2600m, Addington - Survey 3200m

Result	TAB no.	Horse (Barrier)	2600 to	2400m to
9th	9	<b>Cochy Malc (3)</b>	<b>2400m</b>	<b>2200m</b>
		Position in running (margin)	-	8(12.0)
		Sectional time (s)	18.48	14.94
		Cumulative time (s)	199.89	181.41
		Speed (m/s)	10.82	13.39
		Stride length (m)	6.13	6.50
		Stride duration (s)	0.467	0.485
		Stride efficiency (%)	58.66	65.98
		Stride count	32.64	30.78

#### Disclaimer.

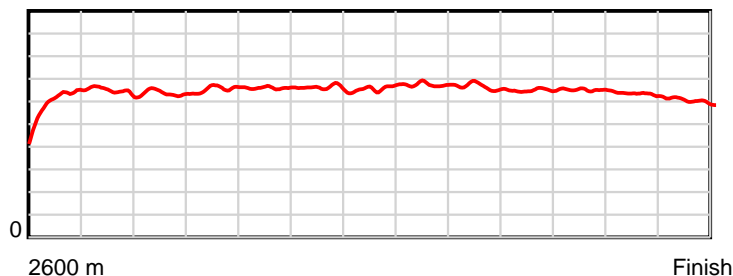
HRNZ and NZMTC and Thoroughbred Ratings Pty Ltd accepts no responsibility for the completeness or accuracy of any of the information contained herein, and makes no representations about its suitability for any particular purpose. Users should make their own judgements about those matters and/or seek independent advice. You assume all risks associated with use of the data provided on this page.

# Race Results

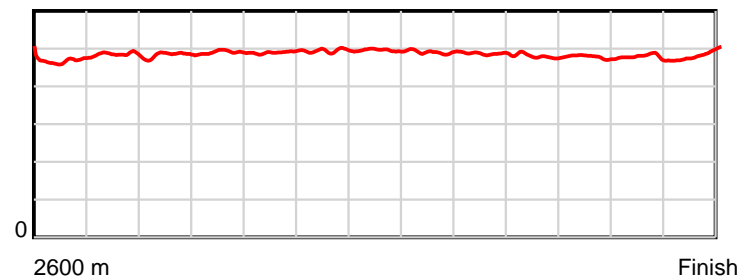
February 11, 2022, Race 4, LIVAMOL HANDICAP TROT, Distance 2600m, Addington - Survey 3200m

Result	TAB no.	Horse (Barrier)	2200m to	2000m to	1800m to	1600m to	1400m to	1200m to	1000m to	800m to	600m to	400m to	200m to	Total or	Margin
9th	9	<b>Cochy Malc (3)</b>	<b>2000m</b>	<b>1800m</b>	<b>1600m</b>	<b>1400m</b>	<b>1200m</b>	<b>1000m</b>	<b>800m</b>	<b>600m</b>	<b>400m</b>	<b>200m</b>	<b>WP</b>	<b>Average</b>	
		Position in running (margin)	8(10.0)	8(14.6)	8(16.2)	8(16.2)	8(13.8)	8(11.4)	7(8.4)	7(8.6)	7(7.6)	8(10.3)	9(10.1)		12.90
		Sectional time (s)	15.61	14.98	15.14	15.05	14.93	14.87	15.19	14.41	15.16	15.07	16.06		
		Cumulative time (s)	166.47	150.86	135.88	120.74	105.69	90.76	75.89	60.70	46.29	31.13	16.06	3:19.89	
		Speed (m/s)	12.81	13.35	13.21	13.29	13.40	13.45	13.17	13.88	13.19	13.27	12.45	13.01	
		Stride length (m)	6.19	6.55	6.47	6.57	6.64	6.60	6.40	6.66	6.30	6.34	6.05	6.41	
		Stride duration (s)	0.483	0.491	0.490	0.494	0.496	0.491	0.486	0.480	0.478	0.478	0.486	0.493	
		Stride efficiency (%)	59.82	67.09	65.49	67.44	68.88	68.04	64.05	69.35	62.00	62.76	57.16	64.19	
		Stride count	32.33	30.52	30.89	30.44	30.12	30.31	31.24	30.02	31.75	31.56	33.07	405.67	

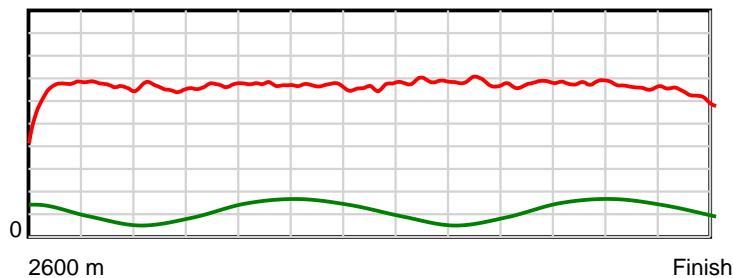
10 m Stride length



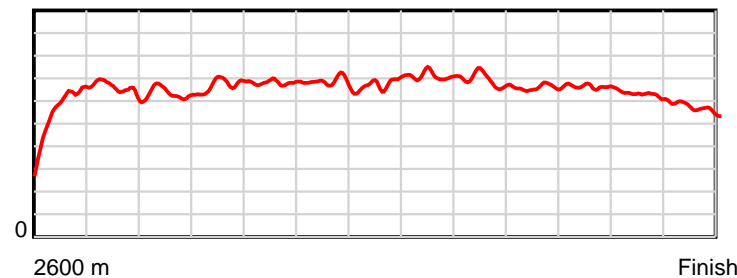
0.6 s Stride duration



20 m/sec Speed



100 % Stride efficiency



Note: Horizontal distance axis grid lines are 200m furlongs.

**Disclaimer.**

HRNZ and NZMTC and Thoroughbred Ratings Pty Ltd accepts no responsibility for the completeness or accuracy of any of the information contained herein, and makes no representations about its suitability for any particular purpose. Users should make their own judgements about those matters and/or seek independent advice. You assume all risks associated with use of the data provided on this page.



# Race Results



February 11, 2022, Race 4, LIVAMOL HANDICAP TROT, Distance 2600m, Addington - Survey 3200m

Result	TAB no.	Horse (Barrier)	2600 to	2400m to
10th	1	<b>Boss Kenny (2)</b>	<b>2400m</b>	<b>2200m</b>
		Position in running (margin)	-	3(5.4)
		Sectional time (s)	17.45	15.26
		Cumulative time (s)	213.97	196.52
		Speed (m/s)	11.46	13.11
		Stride length (m)	5.51	6.09
		Stride duration (s)	0.479	0.464
		Stride efficiency (%)	47.44	57.93
		Stride count	36.30	32.85

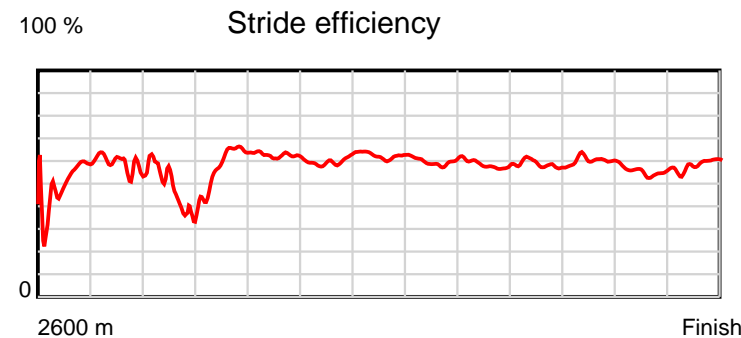
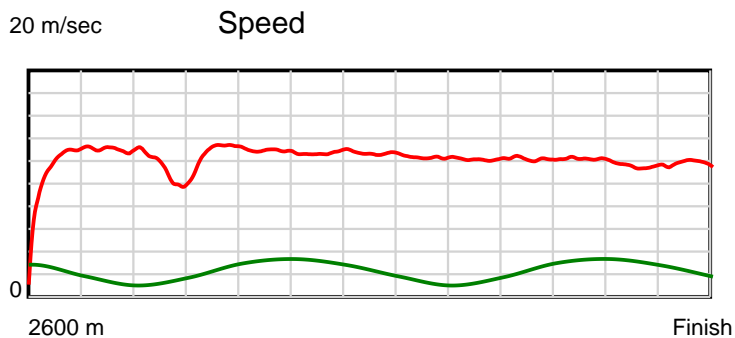
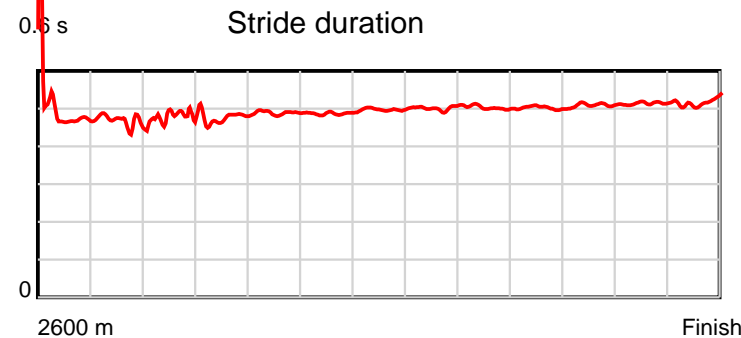
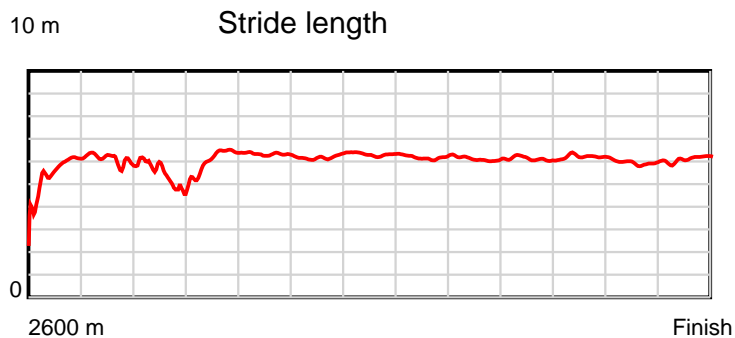
#### Disclaimer.

HRNZ and NZMTC and Thoroughbred Ratings Pty Ltd accepts no responsibility for the completeness or accuracy of any of the information contained herein, and makes no representations about its suitability for any particular purpose. Users should make their own judgements about those matters and/or seek independent advice. You assume all risks associated with use of the data provided on this page.

# Race Results

February 11, 2022, Race 4, LIVAMOL HANDICAP TROT, Distance 2600m, Addington - Survey 3200m

Result	TAB no.	Horse (Barrier)	2200m to	2000m to	1800m to	1600m to	1400m to	1200m to	1000m to	800m to	600m to	400m to	200m to	Total or	Margin
10th	1	<b>Boss Kenny (2)</b>	<b>2000m</b>	<b>1800m</b>	<b>1600m</b>	<b>1400m</b>	<b>1200m</b>	<b>1000m</b>	<b>800m</b>	<b>600m</b>	<b>400m</b>	<b>200m</b>	<b>WP</b>	<b>Average</b>	
		Position in running (margin)	5(5.3)	10(22.5)	10(28.8)	10(33.6)	10(34.5)	10(37.5)	10(42.8)	10(52.7)	10(62.9)	10(75.9)	10(88.4)		91.10
		Sectional time (s)	17.72	15.75	15.93	15.60	15.81	16.28	16.79	16.27	16.91	17.16	17.04		
		Cumulative time (s)	181.26	163.54	147.79	131.86	116.26	100.45	84.17	67.38	51.11	34.20	17.04	3:33.97	
		Speed (m/s)	11.29	12.70	12.55	12.82	12.65	12.29	11.91	12.29	11.83	11.66	11.74	12.15	
		Stride length (m)	5.20	6.05	6.14	6.24	6.30	6.16	5.99	6.17	6.03	5.99	6.09	5.98	
		Stride duration (s)	0.461	0.477	0.489	0.487	0.498	0.502	0.502	0.502	0.510	0.514	0.519	0.492	
		Stride efficiency (%)	42.20	57.28	58.85	60.92	61.98	59.39	55.98	59.51	56.85	56.09	58.02	55.91	
		Stride count	38.48	33.03	32.59	32.03	31.76	32.44	33.41	32.41	33.16	33.38	32.82	434.66	



Note: Horizontal distance axis grid lines are 200m furlongs.

#### Disclaimer.

HRNZ and NZMTC and Thoroughbred Ratings Pty Ltd accepts no responsibility for the completeness or accuracy of any of the information contained herein, and makes no representations about its suitability for any particular purpose. Users should make their own judgements about those matters and/or seek independent advice. You assume all risks associated with use of the data provided on this page.