



Race Results

NZ Metropolitan Trotting Club Inc, HRNZ, February 11, 2022

Compilation date: February 11, 2022, 7:36:59 PM (NZDT)

Copyright © 2022 HRNZ and NZMTC. All rights reserved.

Trademarks.

StrideMASTER is a registered trademark of Thoroughbred Ratings Pty Ltd.

Disclaimer.

HRNZ and NZMTC and Thoroughbred Ratings Pty Ltd accepts no responsibility for the completeness or accuracy of any of the information contained herein, and makes no representations about its suitability for any particular purpose. Users should make their own judgements about those matters and/or seek independent advice. You assume all risks associated with use of the data provided on this page.



Race Results



February 11, 2022, Race 5, ALLIED SECURITY PACE, Distance 2600m, Addington - Survey 3200m

Result	TAB no.	Horse (Barrier)	2600 to	2400m to
1st	13	Bollinger (12)	2400m	2200m
		Position in running (margin)	-	12(13.1)
		Sectional time (s)	18.03	15.36
		Cumulative time (s)	195.35	177.32
		Speed (m/s)	11.09	13.02
		Stride length (m)	5.66	6.15
		Stride duration (s)	0.454	0.473
		Stride efficiency (%)	50.03	59.15
		Stride count	35.35	32.51

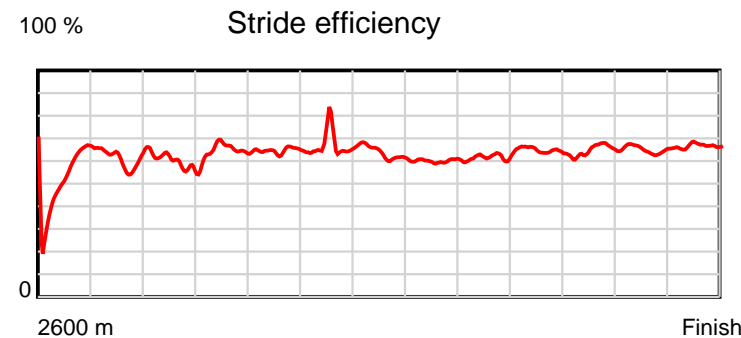
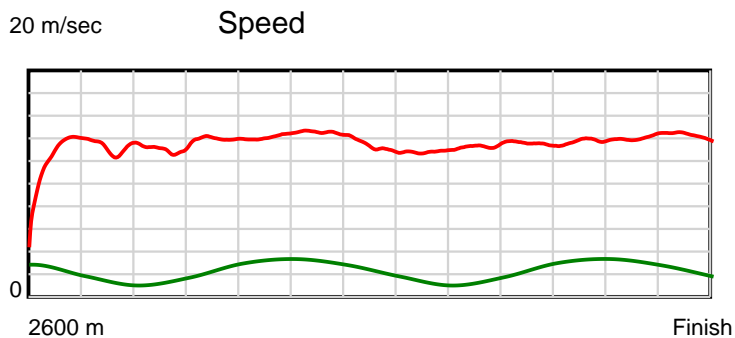
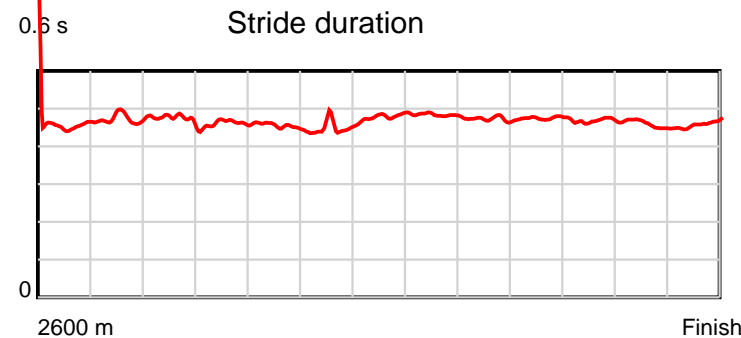
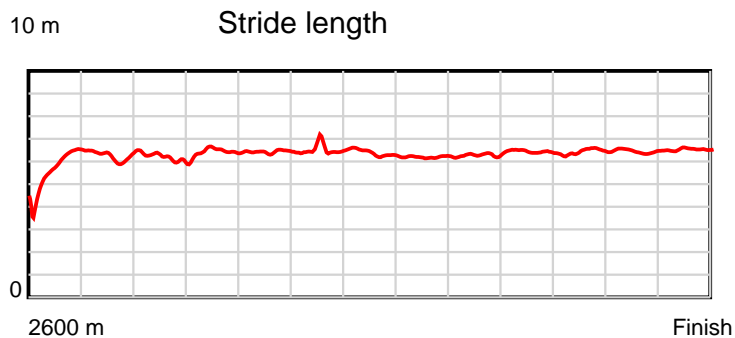
Disclaimer.

HRNZ and NZMTC and Thoroughbred Ratings Pty Ltd accepts no responsibility for the completeness or accuracy of any of the information contained herein, and makes no representations about its suitability for any particular purpose. Users should make their own judgements about those matters and/or seek independent advice. You assume all risks associated with use of the data provided on this page.

Race Results

February 11, 2022, Race 5, ALLIED SECURITY PACE, Distance 2600m, Addington - Survey 3200m

Result	TAB no.	Horse (Barrier)	2200m to	2000m to	1800m to	1600m to	1400m to	1200m to	1000m to	800m to	600m to	400m to	200m to	Total or	Margin
1st	13	Bollinger (12)	2000m	1800m	1600m	1400m	1200m	1000m	800m	600m	400m	200m	WP	Average	
		Position in running (margin)	12(14.3)	13(13.7)	8(8.0)	2(1.0)	1(0.0)	1(0.0)	1(0.0)	1(0.0)	1(0.0)	1(0.0)	1(0.0)		0.00
		Sectional time (s)	15.64	14.32	14.51	13.94	15.10	15.58	15.09	14.84	14.61	14.21	14.12		
		Cumulative time (s)	161.96	146.32	132.00	117.49	103.55	88.45	72.87	57.78	42.94	28.33	14.12	3:15.35	
		Speed (m/s)	12.79	13.97	13.78	14.35	13.25	12.84	13.25	13.48	13.69	14.07	14.16	13.31	
		Stride length (m)	6.05	6.44	6.27	6.42	6.36	6.20	6.26	6.41	6.39	6.45	6.52	6.27	
		Stride duration (s)	0.473	0.461	0.455	0.447	0.480	0.483	0.472	0.475	0.467	0.458	0.460	0.471	
		Stride efficiency (%)	57.18	64.82	61.38	64.42	63.29	59.98	61.27	64.14	63.85	65.03	66.38	61.37	
		Stride count	33.06	31.05	31.91	31.15	31.43	32.28	31.94	31.22	31.29	31.00	30.69	414.88	



Note: Horizontal distance axis grid lines are 200m furlongs.

Disclaimer.

HRNZ and NZMTC and Thoroughbred Ratings Pty Ltd accepts no responsibility for the completeness or accuracy of any of the information contained herein, and makes no representations about its suitability for any particular purpose. Users should make their own judgements about those matters and/or seek independent advice. You assume all risks associated with use of the data provided on this page.



Race Results



February 11, 2022, Race 5, ALLIED SECURITY PACE, Distance 2600m, Addington - Survey 3200m

Result	TAB no.	Horse (Barrier)	2600 to	2400m to
2nd	7	Bettor Believe... (7)	2400m	2200m
		Position in running (margin)	-	1(0.0)
		Sectional time (s)	15.90	15.48
		Cumulative time (s)	196.09	180.19
		Speed (m/s)	12.58	12.92
		Stride length (m)	5.73	5.73
		Stride duration (s)	0.453	0.443
		Stride efficiency (%)	51.35	51.29
		Stride count	34.89	34.91

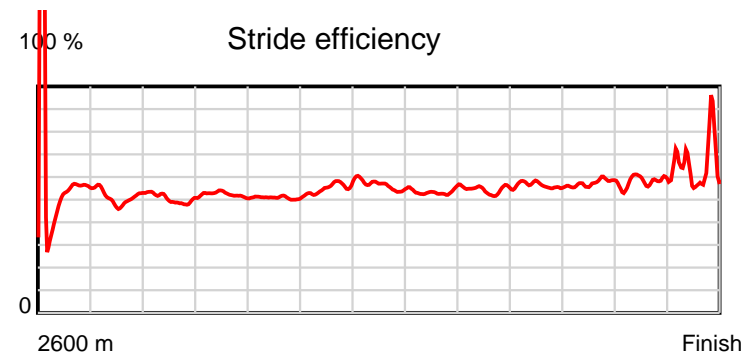
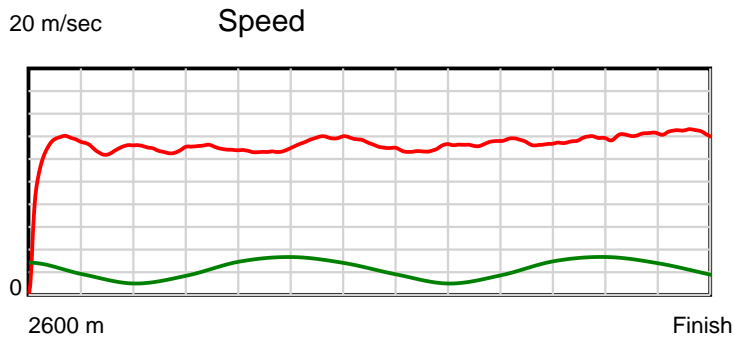
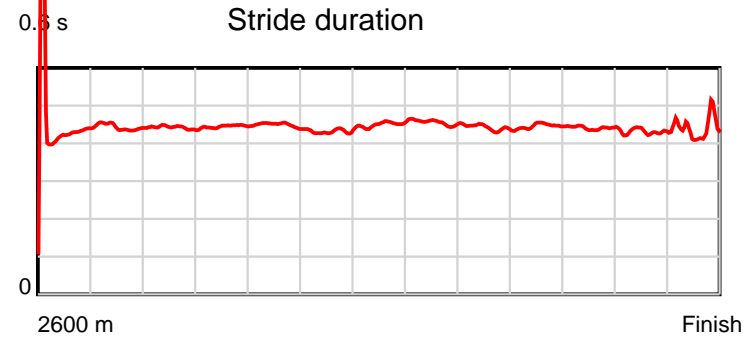
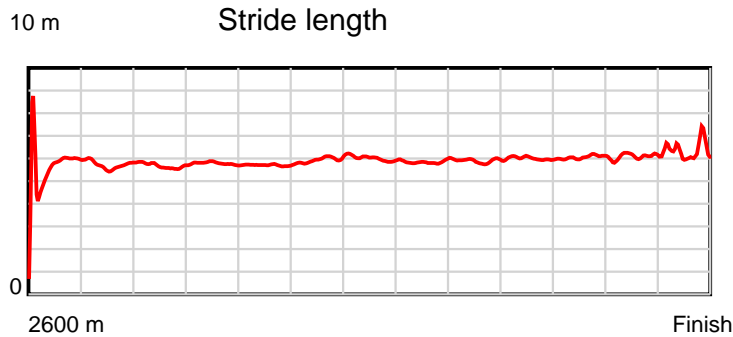
Disclaimer.

HRNZ and NZMTC and Thoroughbred Ratings Pty Ltd accepts no responsibility for the completeness or accuracy of any of the information contained herein, and makes no representations about its suitability for any particular purpose. Users should make their own judgements about those matters and/or seek independent advice. You assume all risks associated with use of the data provided on this page.

Race Results

February 11, 2022, Race 5, ALLIED SECURITY PACE, Distance 2600m, Addington - Survey 3200m

Result	TAB no.	Horse (Barrier)	2200m to	2000m to	1800m to	1600m to	1400m to	1200m to	1000m to	800m to	600m to	400m to	200m to	Total or	Margin
2nd	7	Bettor Believe... (7)	2000m	1800m	1600m	1400m	1200m	1000m	800m	600m	400m	200m	WP	Average	
		Position in running (margin)	2(1.9)	2(1.9)	3(2.6)	4(3.5)	4(5.9)	5(5.5)	6(5.6)	6(5.5)	6(5.4)	6(5.6)	5(5.4)		4.10
		Sectional time (s)	15.75	15.38	15.83	14.50	15.03	15.59	15.08	14.82	14.65	14.18	13.90		
		Cumulative time (s)	164.71	148.96	133.58	117.75	103.25	88.22	72.63	57.55	42.73	28.08	13.90	3:16.09	
		Speed (m/s)	12.70	13.00	12.63	13.79	13.31	12.83	13.26	13.50	13.65	14.10	14.39	13.26	
		Stride length (m)	5.61	5.79	5.67	5.96	6.00	5.84	5.85	6.02	6.02	6.06	6.22	5.88	
		Stride duration (s)	0.442	0.445	0.449	0.432	0.451	0.456	0.441	0.446	0.441	0.430	0.433	0.444	
		Stride efficiency (%)	49.24	52.40	50.29	55.43	56.23	53.38	53.52	56.67	56.71	57.45	60.48	54.05	
		Stride count	35.63	34.54	35.26	33.58	33.34	34.22	34.17	33.21	33.20	32.99	32.15	442.09	



Note: Horizontal distance axis grid lines are 200m furlongs.

Disclaimer.

HRNZ and NZMTC and Thoroughbred Ratings Pty Ltd accepts no responsibility for the completeness or accuracy of any of the information contained herein, and makes no representations about its suitability for any particular purpose. Users should make their own judgements about those matters and/or seek independent advice. You assume all risks associated with use of the data provided on this page.



Race Results



February 11, 2022, Race 5, ALLIED SECURITY PACE, Distance 2600m, Addington - Survey 3200m

Result	TAB no.	Horse (Barrier)	2600 to	2400m to
3rd	10	Boudica (10)	2400m	2200m
		Position in running (margin)	-	2(0.7)
		Sectional time (s)	16.17	15.05
		Cumulative time (s)	196.15	179.98
		Speed (m/s)	12.37	13.29
		Stride length (m)	5.09	5.66
		Stride duration (s)	0.407	0.426
		Stride efficiency (%)	40.51	49.99
		Stride count	39.28	35.36

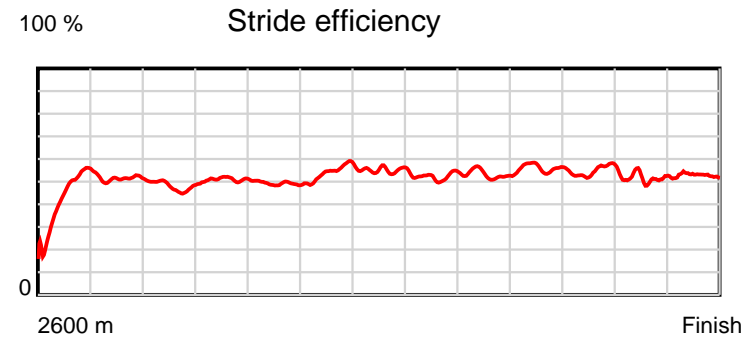
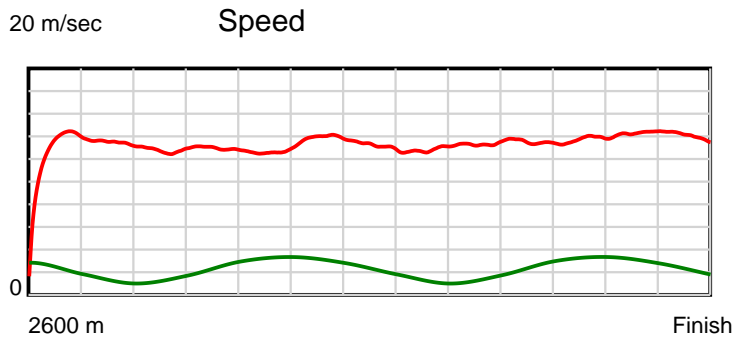
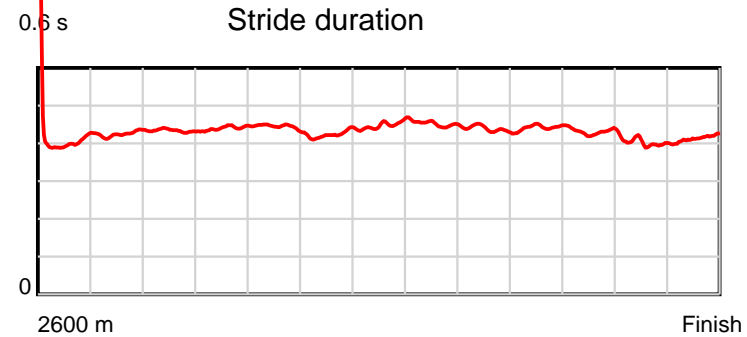
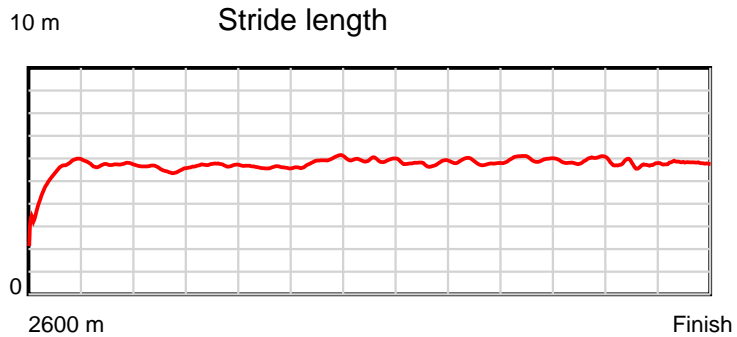
Disclaimer.

HRNZ and NZMTC and Thoroughbred Ratings Pty Ltd accepts no responsibility for the completeness or accuracy of any of the information contained herein, and makes no representations about its suitability for any particular purpose. Users should make their own judgements about those matters and/or seek independent advice. You assume all risks associated with use of the data provided on this page.

Race Results

February 11, 2022, Race 5, ALLIED SECURITY PACE, Distance 2600m, Addington - Survey 3200m

Result	TAB no.	Horse (Barrier)	2200m to	2000m to	1800m to	1600m to	1400m to	1200m to	1000m to	800m to	600m to	400m to	200m to	Total or	Margin
3rd	10	Boudica (10)	2000m	1800m	1600m	1400m	1200m	1000m	800m	600m	400m	200m	WP	Average	
		Position in running (margin)	1(0.0)	1(0.0)	2(0.7)	3(1.9)	3(3.4)	3(3.4)	4(3.9)	4(4.2)	5(3.6)	4(3.8)	2(3.1)		4.40
		Sectional time (s)	15.74	15.39	15.88	14.35	15.09	15.66	15.15	14.74	14.64	14.10	14.19		
		Cumulative time (s)	164.93	149.19	133.80	117.92	103.57	88.48	72.82	57.67	42.93	28.29	14.19	3:16.15	
		Speed (m/s)	12.71	13.00	12.59	13.94	13.25	12.77	13.20	13.57	13.66	14.18	14.09	13.26	
		Stride length (m)	5.51	5.72	5.60	5.91	5.95	5.77	5.78	6.01	5.89	5.69	5.84	5.71	
		Stride duration (s)	0.433	0.440	0.444	0.424	0.449	0.452	0.438	0.443	0.431	0.401	0.414	0.431	
		Stride efficiency (%)	47.42	51.17	48.98	54.59	55.35	51.99	52.19	56.42	54.21	50.58	53.25	51.03	
		Stride count	36.31	34.95	35.72	33.84	33.60	34.67	34.61	33.28	33.96	35.15	34.26	454.99	



Note: Horizontal distance axis grid lines are 200m furlongs.

Disclaimer.

HRNZ and NZMTC and Thoroughbred Ratings Pty Ltd accepts no responsibility for the completeness or accuracy of any of the information contained herein, and makes no representations about its suitability for any particular purpose. Users should make their own judgements about those matters and/or seek independent advice. You assume all risks associated with use of the data provided on this page.



Race Results



February 11, 2022, Race 5, ALLIED SECURITY PACE, Distance 2600m, Addington - Survey 3200m

Result	TAB no.	Horse (Barrier)	2600 to	2400m to
4th	8	Loyalist (8)	2400m	2200m
		Position in running (margin)	-	3(1.9)
		Sectional time (s)	16.11	15.54
		Cumulative time (s)	196.46	180.35
		Speed (m/s)	12.41	12.87
		Stride length (m)	0.00	0.00
		Stride duration (s)	0.000	0.000
		Stride efficiency (%)	0.00	0.00
		Stride count	0.00	0.00

Disclaimer.


HRNZ and NZMTC and Thoroughbred Ratings Pty Ltd accepts no responsibility for the completeness or accuracy of any of the information contained herein, and makes no representations about its suitability for any particular purpose. Users should make their own judgements about those matters and/or seek independent advice. You assume all risks associated with use of the data provided on this page.

Race Results

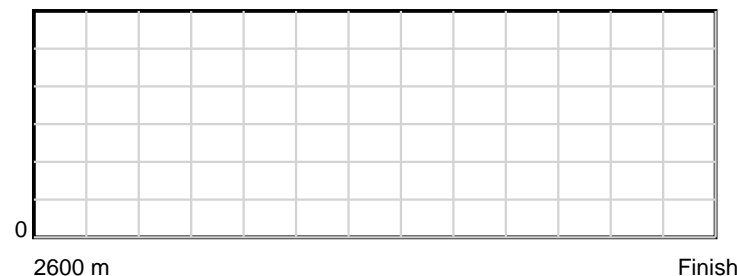
February 11, 2022, Race 5, ALLIED SECURITY PACE, Distance 2600m, Addington - Survey 3200m

Result	TAB no.	Horse (Barrier)	2200m to	2000m to	1800m to	1600m to	1400m to	1200m to	1000m to	800m to	600m to	400m to	200m to	Total or	Margin
4th	8	Loyalist (8)	2000m	1800m	1600m	1400m	1200m	1000m	800m	600m	400m	200m	WP	Average	
		Position in running (margin)	3(4.1)	4(4.3)	4(4.8)	6(5.7)	6(8.2)	7(7.2)	8(7.2)	8(7.8)	9(7.7)	9(7.2)	6(6.2)		6.20
		Sectional time (s)	15.77	15.35	15.82	14.52	14.93	15.58	15.20	14.81	14.53	14.04	14.26		
		Cumulative time (s)	164.81	149.04	133.69	117.87	103.35	88.42	72.84	57.64	42.83	28.30	14.26	3:16.46	
		Speed (m/s)	12.68	13.03	12.64	13.77	13.40	12.84	13.16	13.50	13.76	14.25	14.03	13.23	
		Stride length (m)	34.97	11.76	11.41	12.43	12.09	11.59	11.88	24.21	22.15	18.75	18.46	17.84	
		Stride duration (s)	2.757	0.902	0.902	0.902	0.902	0.902	0.902	1.793	1.609	1.316	1.316	1.348	
		Stride efficiency (%)	1910.97	216.04	203.39	241.44	228.55	209.77	220.36	915.58	766.78	549.57	532.27	497.07	
		Stride count	5.72	17.01	17.53	16.09	16.54	17.26	16.84	8.26	9.03	10.66	10.84	145.78	

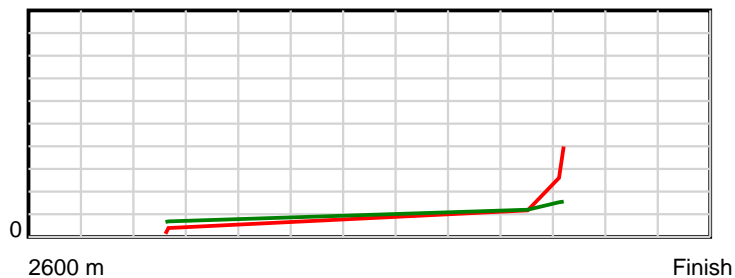
10 m | Stride length




0.6 s | Stride duration



20 m/sec | Speed



100 % | Stride efficiency



Note: Horizontal distance axis grid lines are 200m furlongs.

Disclaimer.

HRNZ and NZMTC and Thoroughbred Ratings Pty Ltd accepts no responsibility for the completeness or accuracy of any of the information contained herein, and makes no representations about its suitability for any particular purpose. Users should make their own judgements about those matters and/or seek independent advice. You assume all risks associated with use of the data provided on this page.



Race Results



February 11, 2022, Race 5, ALLIED SECURITY PACE, Distance 2600m, Addington - Survey 3200m

Result	TAB no.	Horse (Barrier)	2600 to	2400m to
5th	3	Here's Herbie (3)	2400m	2200m
		Position in running (margin)	-	5(3.4)
		Sectional time (s)	16.40	15.84
		Cumulative time (s)	196.85	180.45
		Speed (m/s)	12.19	12.63
		Stride length (m)	5.67	6.11
		Stride duration (s)	0.459	0.484
		Stride efficiency (%)	50.25	58.36
		Stride count	35.27	32.73

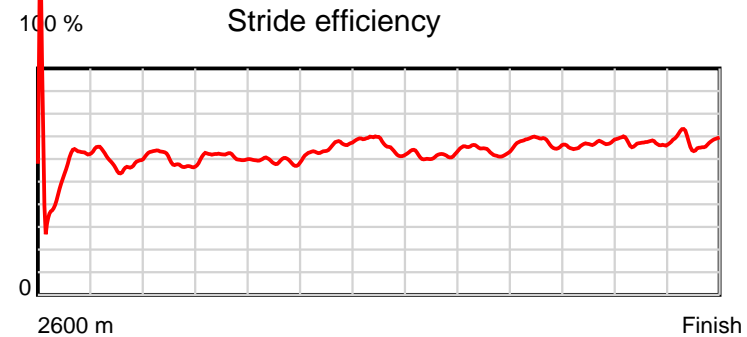
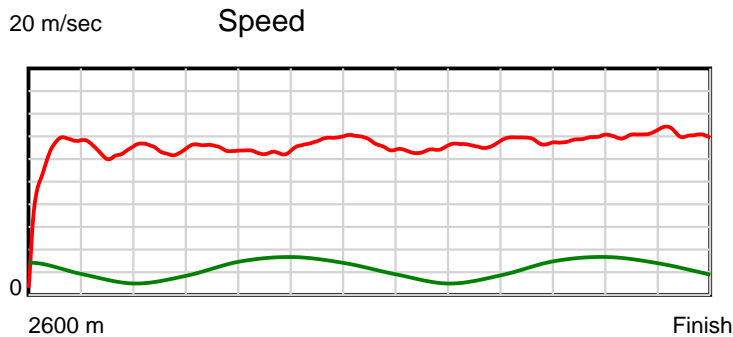
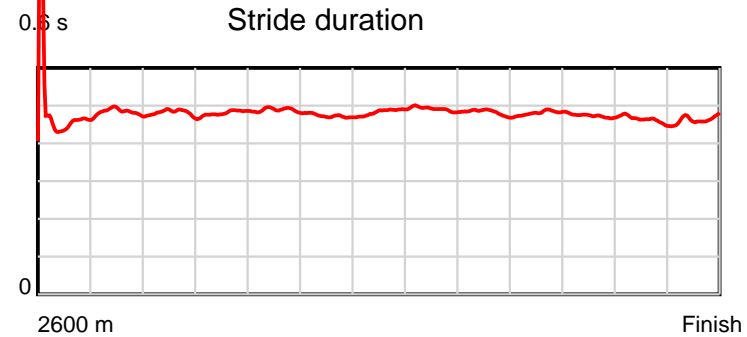
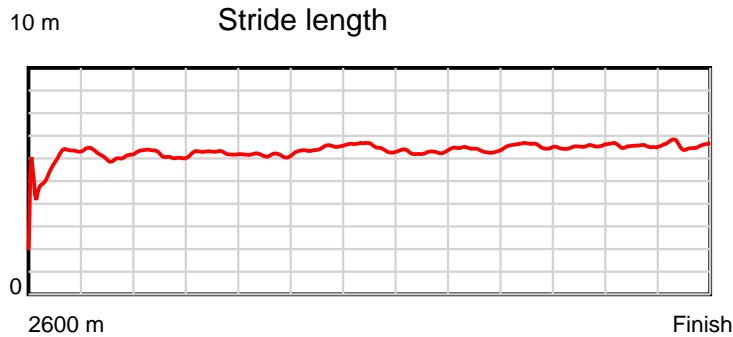
Disclaimer.

HRNZ and NZMTC and Thoroughbred Ratings Pty Ltd accepts no responsibility for the completeness or accuracy of any of the information contained herein, and makes no representations about its suitability for any particular purpose. Users should make their own judgements about those matters and/or seek independent advice. You assume all risks associated with use of the data provided on this page.

Race Results

February 11, 2022, Race 5, ALLIED SECURITY PACE, Distance 2600m, Addington - Survey 3200m

Result	TAB no.	Horse (Barrier)	2200m to	2000m to	1800m to	1600m to	1400m to	1200m to	1000m to	800m to	600m to	400m to	200m to	Total or	Margin
5th	3	Here's Herbie (3)	2000m	1800m	1600m	1400m	1200m	1000m	800m	600m	400m	200m	WP	Average	
		Position in running (margin)	5(7.5)	6(6.7)	6(7.1)	8(7.2)	8(10.3)	9(9.2)	11(9.6)	10(10.2)	11(9.5)	11(8.9)	7(8.1)		8.30
		Sectional time (s)	15.60	15.34	15.69	14.62	14.91	15.65	15.19	14.72	14.52	14.08	14.29		
		Cumulative time (s)	164.61	149.01	133.67	117.98	103.36	88.45	72.80	57.61	42.89	28.37	14.29	3:16.85	
		Speed (m/s)	12.82	13.04	12.75	13.68	13.41	12.78	13.17	13.59	13.77	14.20	14.00	13.21	
		Stride length (m)	6.16	6.28	6.22	6.46	6.49	6.27	6.34	6.54	6.51	6.56	6.52	6.31	
		Stride duration (s)	0.481	0.482	0.488	0.472	0.484	0.491	0.482	0.481	0.472	0.462	0.466	0.478	
		Stride efficiency (%)	59.38	61.60	60.49	65.28	65.89	61.47	62.81	66.87	66.21	67.29	66.33	62.20	
		Stride count	32.44	31.85	32.15	30.94	30.80	31.89	31.55	30.57	30.73	30.48	30.70	412.10	



Note: Horizontal distance axis grid lines are 200m furlongs.

Disclaimer.

HRNZ and NZMTC and Thoroughbred Ratings Pty Ltd accepts no responsibility for the completeness or accuracy of any of the information contained herein, and makes no representations about its suitability for any particular purpose. Users should make their own judgements about those matters and/or seek independent advice. You assume all risks associated with use of the data provided on this page.



Race Results



February 11, 2022, Race 5, ALLIED SECURITY PACE, Distance 2600m, Addington - Survey 3200m

Result	TAB no.	Horse (Barrier)	2600 to	2400m to
6th	5	Zia Bromac (5)	2400m	2200m
		Position in running (margin)	-	9(7.4)
		Sectional time (s)	17.22	15.72
		Cumulative time (s)	197.15	179.93
		Speed (m/s)	11.61	12.72
		Stride length (m)	5.27	5.65
		Stride duration (s)	0.433	0.444
		Stride efficiency (%)	43.35	49.93
		Stride count	37.97	35.38

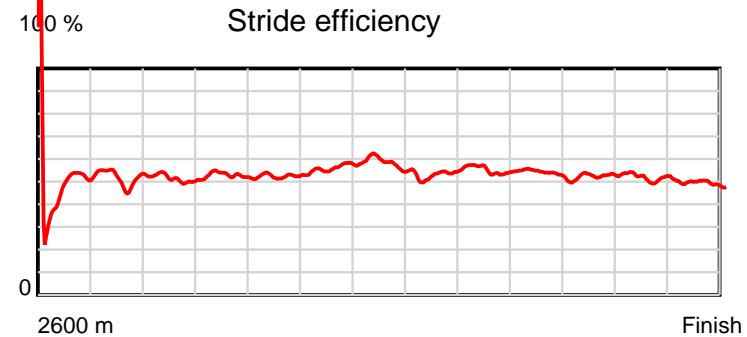
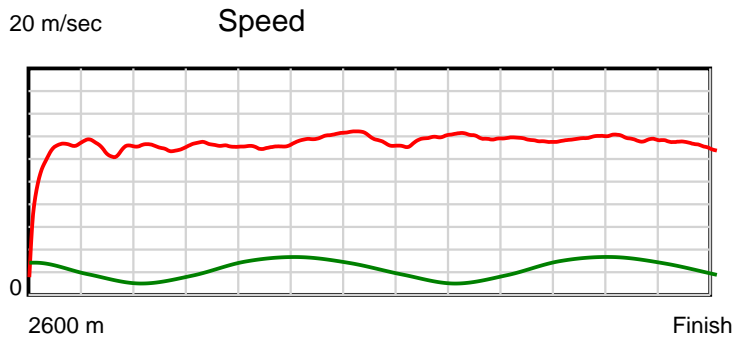
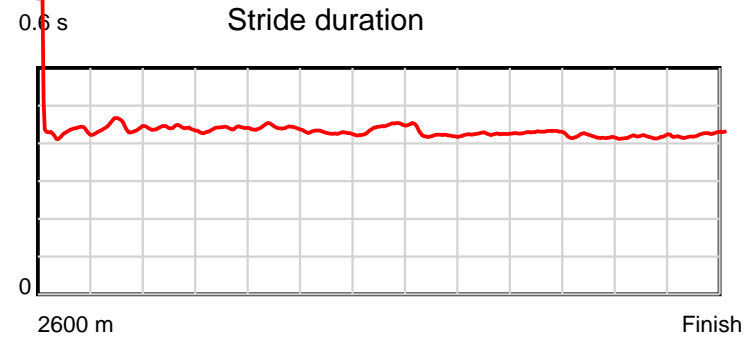
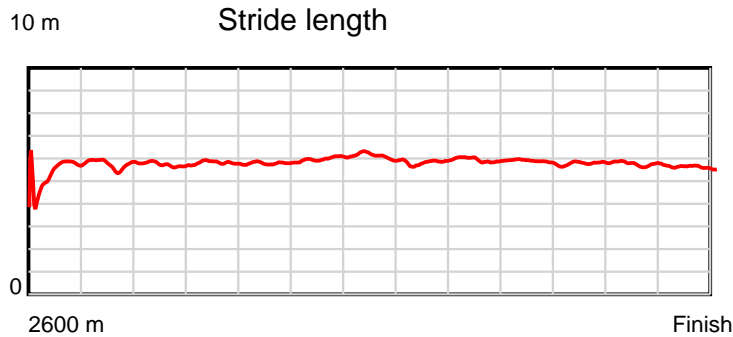
Disclaimer.

HRNZ and NZMTC and Thoroughbred Ratings Pty Ltd accepts no responsibility for the completeness or accuracy of any of the information contained herein, and makes no representations about its suitability for any particular purpose. Users should make their own judgements about those matters and/or seek independent advice. You assume all risks associated with use of the data provided on this page.

Race Results

February 11, 2022, Race 5, ALLIED SECURITY PACE, Distance 2600m, Addington - Survey 3200m

Result	TAB no.	Horse (Barrier)	2200m to	2000m to	1800m to	1600m to	1400m to	1200m to	1000m to	800m to	600m to	400m to	200m to	Total or	Margin
6th	5	Zia Bromac (5)	2000m	1800m	1600m	1400m	1200m	1000m	800m	600m	400m	200m	WP	Average	
		Position in running (margin)	9(10.7)	10(10.2)	10(9.3)	9(8.7)	9(11.1)	8(8.2)	5(3.9)	2(2.1)	2(1.2)	2(1.5)	3(4.5)		10.00
		Sectional time (s)	15.66	15.10	15.58	14.51	14.62	14.86	14.78	14.70	14.65	14.70	15.05		
		Cumulative time (s)	164.21	148.55	133.45	117.87	103.36	88.74	73.88	59.10	44.40	29.75	15.05	3:17.15	
		Speed (m/s)	12.77	13.25	12.84	13.78	13.68	13.46	13.53	13.61	13.65	13.61	13.29	13.19	
		Stride length (m)	5.62	5.81	5.67	5.89	6.07	5.71	5.75	5.83	5.70	5.68	5.64	5.71	
		Stride duration (s)	0.440	0.439	0.442	0.428	0.444	0.424	0.425	0.429	0.417	0.418	0.425	0.433	
		Stride efficiency (%)	49.35	52.76	50.30	54.30	57.53	50.88	51.71	53.15	50.72	50.48	49.77	50.95	
		Stride count	35.59	34.42	35.25	33.93	32.96	35.05	34.77	34.29	35.10	35.19	35.44	455.34	



Note: Horizontal distance axis grid lines are 200m furlongs.

Disclaimer.

HRNZ and NZMTC and Thoroughbred Ratings Pty Ltd accepts no responsibility for the completeness or accuracy of any of the information contained herein, and makes no representations about its suitability for any particular purpose. Users should make their own judgements about those matters and/or seek independent advice. You assume all risks associated with use of the data provided on this page.



Race Results



February 11, 2022, Race 5, ALLIED SECURITY PACE, Distance 2600m, Addington - Survey 3200m

Result	TAB no.	Horse (Barrier)	2600 to	2400m to
7th	4	Teds Legacy (4)	2400m	2200m
		Position in running (margin)	-	13(17.0)
		Sectional time (s)	18.64	14.96
		Cumulative time (s)	197.22	178.58
		Speed (m/s)	10.73	13.37
		Stride length (m)	4.87	6.23
		Stride duration (s)	0.443	0.466
		Stride efficiency (%)	36.99	60.69
		Stride count	41.11	32.09

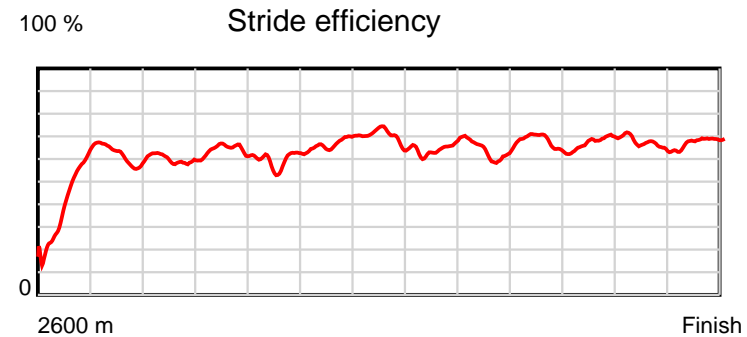
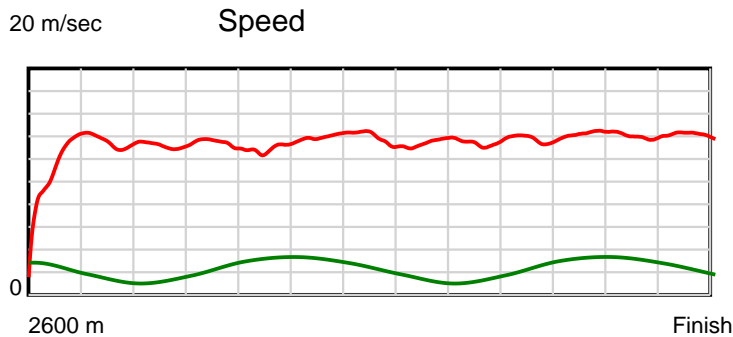
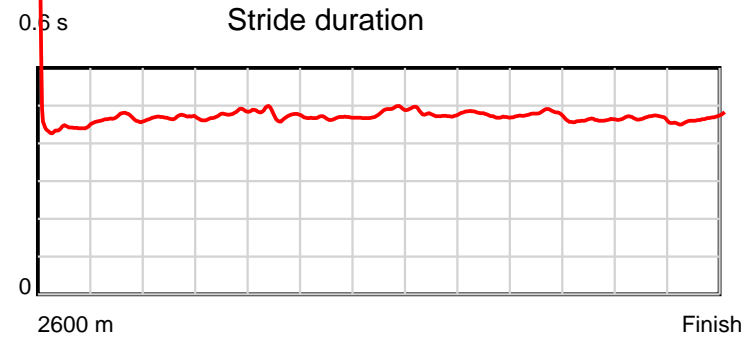
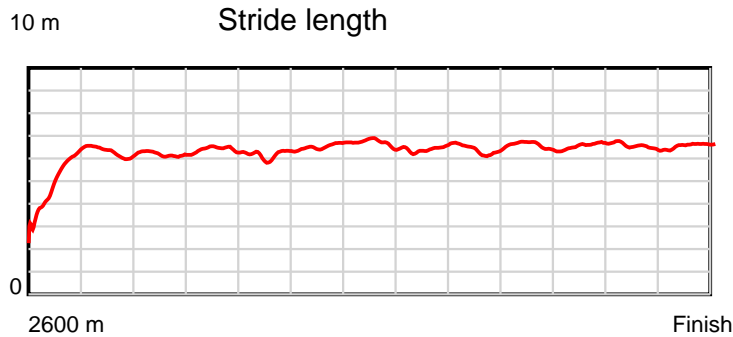
Disclaimer.

HRNZ and NZMTC and Thoroughbred Ratings Pty Ltd accepts no responsibility for the completeness or accuracy of any of the information contained herein, and makes no representations about its suitability for any particular purpose. Users should make their own judgements about those matters and/or seek independent advice. You assume all risks associated with use of the data provided on this page.

Race Results

February 11, 2022, Race 5, ALLIED SECURITY PACE, Distance 2600m, Addington - Survey 3200m

Result	TAB no.	Horse (Barrier)	2200m to	2000m to	1800m to	1600m to	1400m to	1200m to	1000m to	800m to	600m to	400m to	200m to	Total or	Margin
7th	4	Teds Legacy (4)	2000m	1800m	1600m	1400m	1200m	1000m	800m	600m	400m	200m	WP	Average	
		Position in running (margin)	13(15.8)	12(13.6)	13(11.9)	13(12.6)	13(15.3)	12(11.8)	10(9.1)	11(10.3)	10(9.2)	10(7.8)	11(10.8)		10.40
		Sectional time (s)	15.38	14.98	15.78	14.55	14.52	15.12	15.29	14.65	14.38	14.70	14.27		
		Cumulative time (s)	163.62	148.24	133.26	117.48	102.93	88.41	73.29	58.00	43.35	28.97	14.27	3:17.22	
		Speed (m/s)	13.00	13.35	12.67	13.75	13.77	13.23	13.08	13.65	13.91	13.61	14.02	13.18	
		Stride length (m)	6.10	6.35	6.06	6.43	6.65	6.33	6.21	6.52	6.41	6.34	6.54	6.20	
		Stride duration (s)	0.469	0.476	0.478	0.468	0.483	0.478	0.475	0.478	0.461	0.466	0.467	0.470	
		Stride efficiency (%)	58.15	63.08	57.31	64.56	69.05	62.55	60.36	66.49	64.19	62.82	66.90	60.04	
		Stride count	32.79	31.48	33.02	31.12	30.09	31.61	32.18	30.66	31.20	31.54	30.57	419.46	



Note: Horizontal distance axis grid lines are 200m furlongs.

Disclaimer.

HRNZ and NZMTC and Thoroughbred Ratings Pty Ltd accepts no responsibility for the completeness or accuracy of any of the information contained herein, and makes no representations about its suitability for any particular purpose. Users should make their own judgements about those matters and/or seek independent advice. You assume all risks associated with use of the data provided on this page.



Race Results



February 11, 2022, Race 5, ALLIED SECURITY PACE, Distance 2600m, Addington - Survey 3200m

Result	TAB no.	Horse (Barrier)	2600 to	2400m to
8th	14	Mark Dunnett (13)	2400m	2200m
		Position in running (margin)	-	10(10.9)
		Sectional time (s)	17.66	15.45
		Cumulative time (s)	197.44	179.78
		Speed (m/s)	11.32	12.94
		Stride length (m)	5.52	5.92
		Stride duration (s)	0.444	0.457
		Stride efficiency (%)	47.62	54.71
		Stride count	36.23	33.80

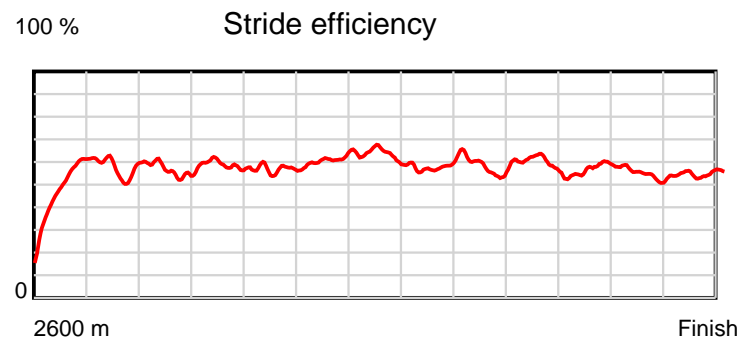
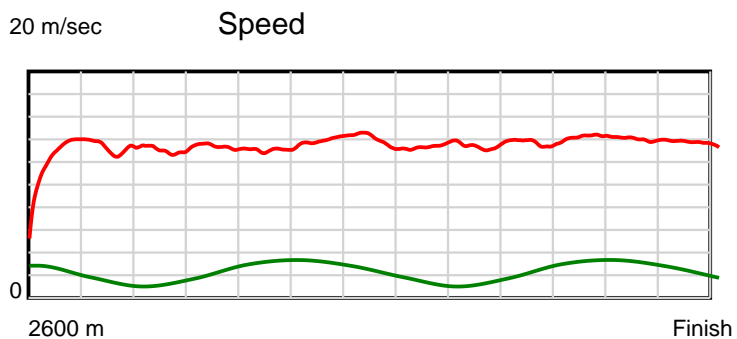
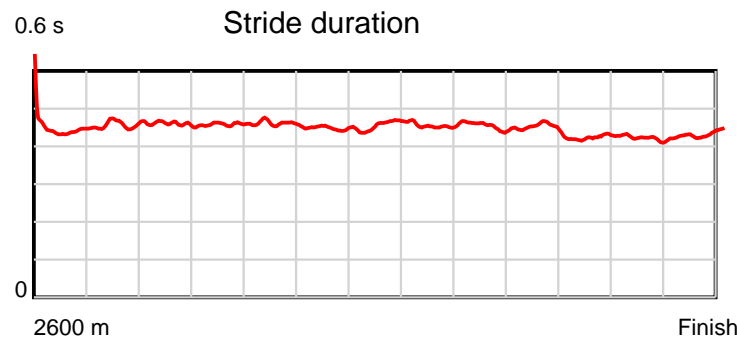
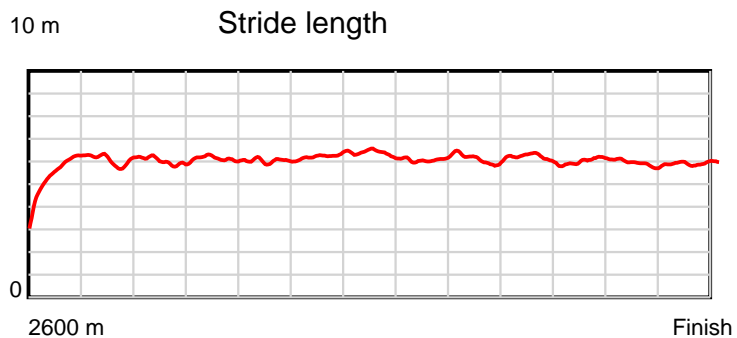
Disclaimer.

HRNZ and NZMTC and Thoroughbred Ratings Pty Ltd accepts no responsibility for the completeness or accuracy of any of the information contained herein, and makes no representations about its suitability for any particular purpose. Users should make their own judgements about those matters and/or seek independent advice. You assume all risks associated with use of the data provided on this page.

Race Results

February 11, 2022, Race 5, ALLIED SECURITY PACE, Distance 2600m, Addington - Survey 3200m

Result	TAB no.	Horse (Barrier)	2200m to	2000m to	1800m to	1600m to	1400m to	1200m to	1000m to	800m to	600m to	400m to	200m to	Total or	Margin
8th	14	Mark Dunnett (13)	2000m	1800m	1600m	1400m	1200m	1000m	800m	600m	400m	200m	WP	Average	
		Position in running (margin)	11(12.6)	11(12.8)	12(11.8)	11(11.3)	11(13.5)	10(10.0)	9(7.4)	9(8.7)	8(7.4)	7(6.4)	9(9.0)		11.60
		Sectional time (s)	15.78	15.09	15.60	14.47	14.51	15.15	15.31	14.63	14.44	14.65	14.70		
		Cumulative time (s)	164.33	148.55	133.46	117.86	103.39	88.88	73.73	58.42	43.79	29.35	14.70	3:17.44	
		Speed (m/s)	12.67	13.25	12.82	13.82	13.78	13.20	13.06	13.67	13.85	13.65	13.61	13.17	
		Stride length (m)	5.82	6.08	5.91	6.20	6.29	6.01	5.93	6.14	5.87	5.75	5.90	5.94	
		Stride duration (s)	0.460	0.458	0.461	0.448	0.456	0.455	0.454	0.449	0.424	0.421	0.434	0.451	
		Stride efficiency (%)	52.98	57.73	54.53	60.02	61.74	56.45	54.90	58.82	53.82	51.65	54.37	55.16	
		Stride count	34.35	32.90	33.86	32.27	31.82	33.28	33.74	32.60	34.08	34.79	33.91	437.63	



Note: Horizontal distance axis grid lines are 200m furlongs.

Disclaimer.

HRNZ and NZMTC and Thoroughbred Ratings Pty Ltd accepts no responsibility for the completeness or accuracy of any of the information contained herein, and makes no representations about its suitability for any particular purpose. Users should make their own judgements about those matters and/or seek independent advice. You assume all risks associated with use of the data provided on this page.



Race Results



February 11, 2022, Race 5, ALLIED SECURITY PACE, Distance 2600m, Addington - Survey 3200m

Result	TAB no.	Horse (Barrier)	2600 to	2400m to
9th	2	Brother John (2)	2400m	2200m
		Position in running (margin)	-	7(5.4)
		Sectional time (s)	16.76	15.94
		Cumulative time (s)	197.76	181.00
		Speed (m/s)	11.93	12.55
		Stride length (m)	5.05	5.33
		Stride duration (s)	0.414	0.425
		Stride efficiency (%)	39.90	44.43
		Stride count	39.58	37.51

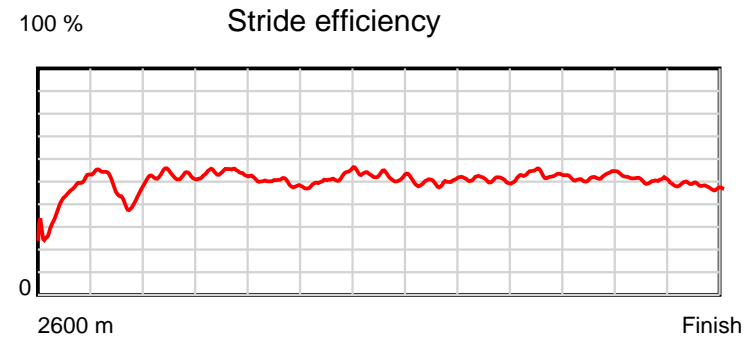
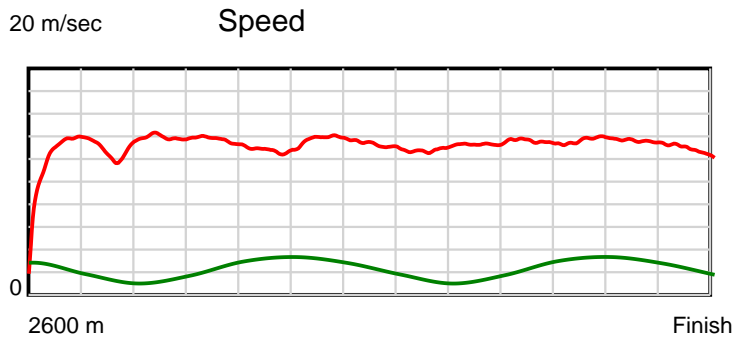
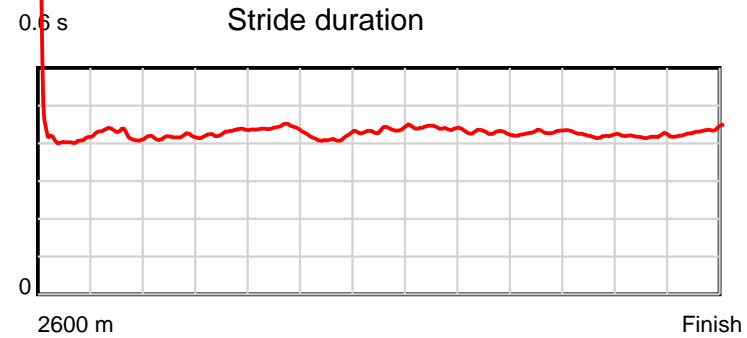
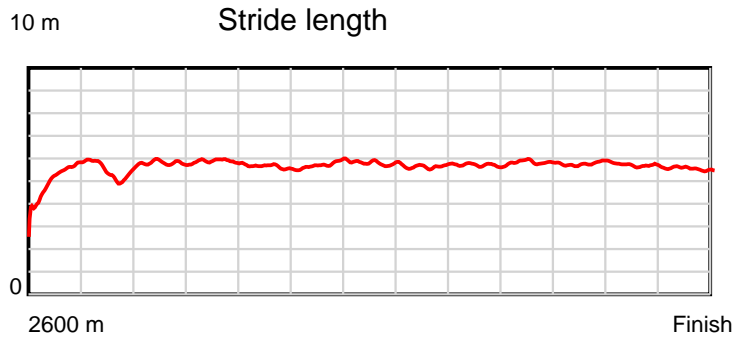
Disclaimer.

HRNZ and NZMTC and Thoroughbred Ratings Pty Ltd accepts no responsibility for the completeness or accuracy of any of the information contained herein, and makes no representations about its suitability for any particular purpose. Users should make their own judgements about those matters and/or seek independent advice. You assume all risks associated with use of the data provided on this page.

Race Results

February 11, 2022, Race 5, ALLIED SECURITY PACE, Distance 2600m, Addington - Survey 3200m

Result	TAB no.	Horse (Barrier)	2200m to	2000m to	1800m to	1600m to	1400m to	1200m to	1000m to	800m to	600m to	400m to	200m to	Total or	Margin
9th	2	Brother John (2)	2000m	1800m	1600m	1400m	1200m	1000m	800m	600m	400m	200m	WP	Average	
		Position in running (margin)	8(10.0)	3(4.2)	1(0.0)	1(0.0)	2(1.7)	2(1.7)	2(1.6)	3(2.6)	3(2.0)	3(2.3)	4(5.1)		13.40
		Sectional time (s)	14.76	14.57	15.68	14.38	15.10	15.56	15.26	14.74	14.66	14.68	15.67		
		Cumulative time (s)	165.06	150.30	135.73	120.05	105.67	90.57	75.01	59.75	45.01	30.35	15.67	3:17.76	
		Speed (m/s)	13.55	13.73	12.76	13.91	13.25	12.85	13.11	13.57	13.64	13.62	12.76	13.15	
		Stride length (m)	5.65	5.90	5.62	5.77	5.78	5.66	5.61	5.84	5.75	5.71	5.54	5.62	
		Stride duration (s)	0.417	0.430	0.441	0.415	0.437	0.441	0.428	0.430	0.421	0.419	0.434	0.428	
		Stride efficiency (%)	49.85	54.41	49.40	52.11	52.27	50.09	49.21	53.28	51.66	50.86	47.91	49.41	
		Stride count	35.41	33.89	35.57	34.64	34.58	35.33	35.64	34.25	34.78	35.06	36.12	462.36	



Note: Horizontal distance axis grid lines are 200m furlongs.

Disclaimer.

HRNZ and NZMTC and Thoroughbred Ratings Pty Ltd accepts no responsibility for the completeness or accuracy of any of the information contained herein, and makes no representations about its suitability for any particular purpose. Users should make their own judgements about those matters and/or seek independent advice. You assume all risks associated with use of the data provided on this page.



Race Results



February 11, 2022, Race 5, ALLIED SECURITY PACE, Distance 2600m, Addington - Survey 3200m

Result	TAB no.	Horse (Barrier)	2600 to	2400m to
10th	9	Hidden Desire (9)	2400m	2200m
		Position in running (margin)	-	6(4.0)
		Sectional time (s)	16.50	15.91
		Cumulative time (s)	197.78	181.28
		Speed (m/s)	12.12	12.57
		Stride length (m)	5.56	5.76
		Stride duration (s)	0.448	0.458
		Stride efficiency (%)	48.39	51.83
		Stride count	35.94	34.73

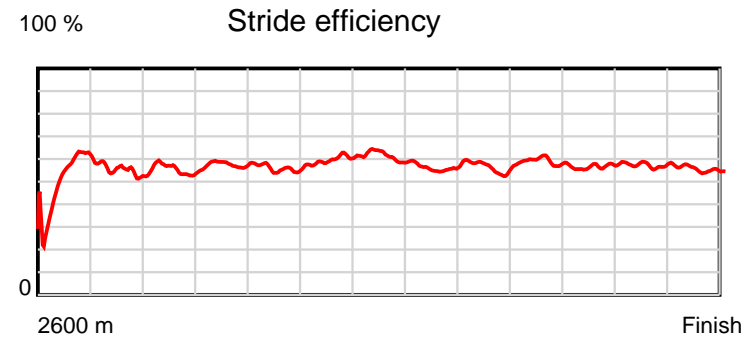
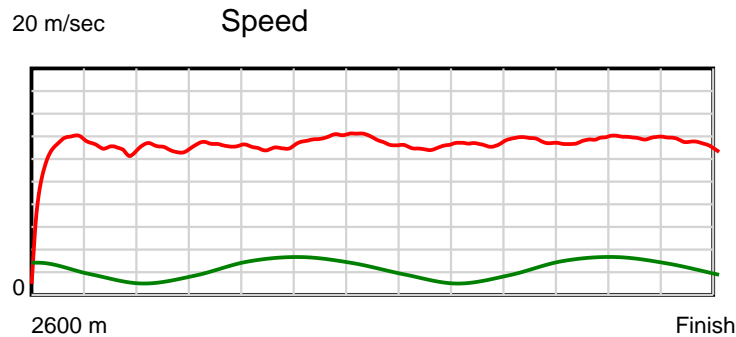
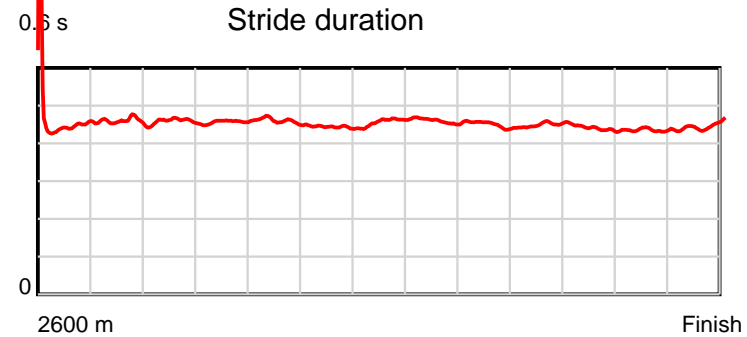
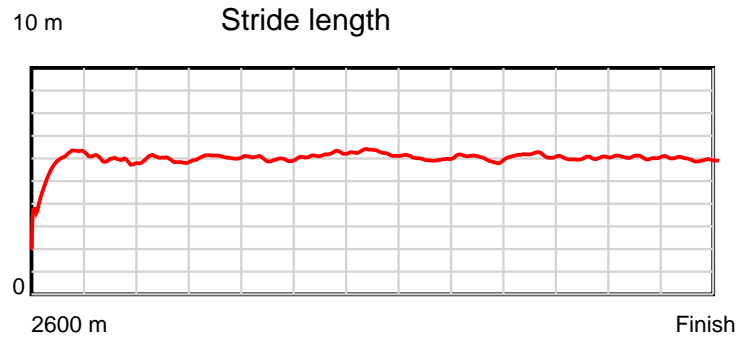
Disclaimer.

HRNZ and NZMTC and Thoroughbred Ratings Pty Ltd accepts no responsibility for the completeness or accuracy of any of the information contained herein, and makes no representations about its suitability for any particular purpose. Users should make their own judgements about those matters and/or seek independent advice. You assume all risks associated with use of the data provided on this page.

Race Results

February 11, 2022, Race 5, ALLIED SECURITY PACE, Distance 2600m, Addington - Survey 3200m

Result	TAB no.	Horse (Barrier)	2200m to	2000m to	1800m to	1600m to	1400m to	1200m to	1000m to	800m to	600m to	400m to	200m to	Total or	Margin
10th	9	Hidden Desire (9)	2000m	1800m	1600m	1400m	1200m	1000m	800m	600m	400m	200m	WP	Average	
		Position in running (margin)	6(8.4)	8(8.6)	7(7.5)	7(6.8)	7(8.5)	6(5.9)	7(5.9)	7(6.8)	7(5.6)	8(6.4)	8(8.7)		13.50
		Sectional time (s)	15.76	15.08	15.57	14.39	14.66	15.58	15.24	14.64	14.74	14.60	15.11		
		Cumulative time (s)	165.37	149.61	134.53	118.96	104.57	89.91	74.33	59.09	44.45	29.71	15.11	3:17.78	
		Speed (m/s)	12.69	13.26	12.85	13.90	13.64	12.84	13.12	13.66	13.57	13.70	13.24	13.15	
		Stride length (m)	5.83	6.05	5.90	6.16	6.24	5.90	5.89	6.15	5.96	5.97	5.92	5.94	
		Stride duration (s)	0.459	0.457	0.459	0.443	0.458	0.459	0.449	0.450	0.439	0.435	0.447	0.452	
		Stride efficiency (%)	53.06	57.25	54.45	59.32	60.92	54.35	54.25	59.11	55.48	55.63	54.67	55.15	
		Stride count	34.32	33.04	33.88	32.46	32.03	33.91	33.94	32.52	33.57	33.52	33.81	437.67	



Note: Horizontal distance axis grid lines are 200m furlongs.

Disclaimer.

HRNZ and NZMTC and Thoroughbred Ratings Pty Ltd accepts no responsibility for the completeness or accuracy of any of the information contained herein, and makes no representations about its suitability for any particular purpose. Users should make their own judgements about those matters and/or seek independent advice. You assume all risks associated with use of the data provided on this page.



Race Results



February 11, 2022, Race 5, ALLIED SECURITY PACE, Distance 2600m, Addington - Survey 3200m

Result	TAB no.	Horse (Barrier)	2600 to	2400m to
11th	1	Aggie May (1)	2400m	2200m
		Position in running (margin)	-	8(6.2)
		Sectional time (s)	16.91	15.70
		Cumulative time (s)	198.32	181.41
		Speed (m/s)	11.83	12.74
		Stride length (m)	5.44	5.92
		Stride duration (s)	0.439	0.465
		Stride efficiency (%)	46.19	54.78
		Stride count	36.79	33.78

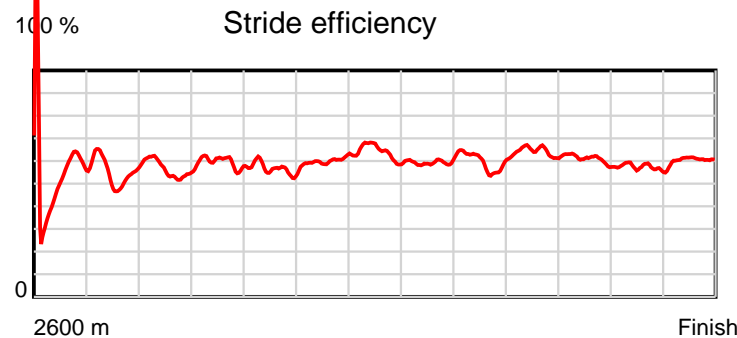
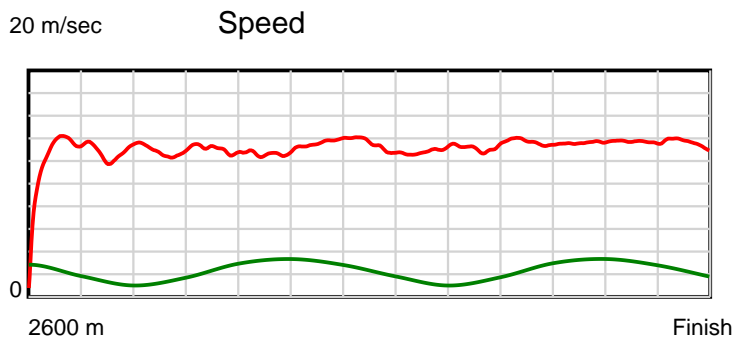
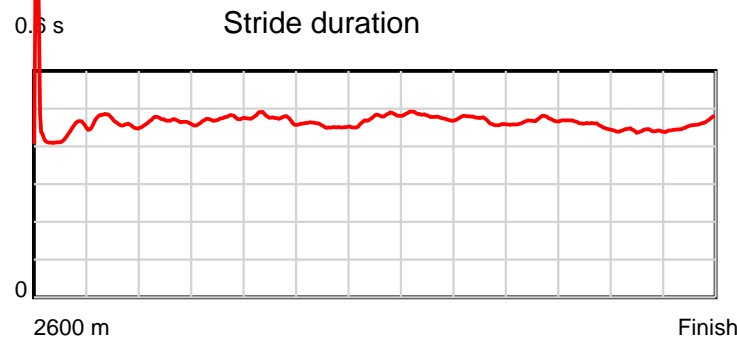
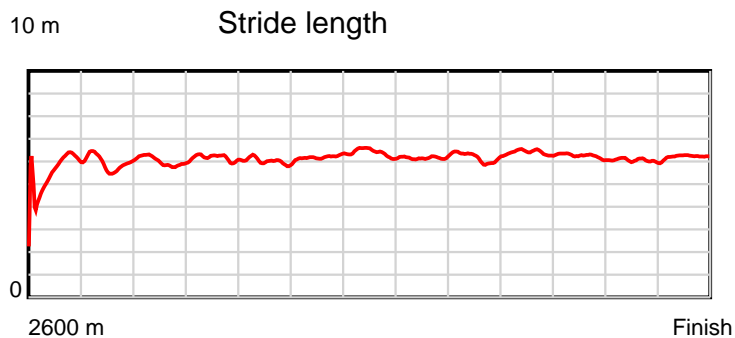
Disclaimer.

HRNZ and NZMTC and Thoroughbred Ratings Pty Ltd accepts no responsibility for the completeness or accuracy of any of the information contained herein, and makes no representations about its suitability for any particular purpose. Users should make their own judgements about those matters and/or seek independent advice. You assume all risks associated with use of the data provided on this page.

Race Results

February 11, 2022, Race 5, ALLIED SECURITY PACE, Distance 2600m, Addington - Survey 3200m

Result	TAB no.	Horse (Barrier)	2200m to	2000m to	1800m to	1600m to	1400m to	1200m to	1000m to	800m to	600m to	400m to	200m to	Total or	Margin
11th	1	Aggie May (1)	2000m	1800m	1600m	1400m	1200m	1000m	800m	600m	400m	200m	WP	Average	
		Position in running (margin)	7(9.4)	7(8.3)	9(8.5)	10(9.2)	10(12.7)	11(11.5)	13(11.3)	13(12.5)	12(11.2)	13(12.2)	13(14.1)		16.50
		Sectional time (s)	15.56	15.30	15.80	14.68	14.90	15.55	15.28	14.62	14.77	14.54	14.71		
		Cumulative time (s)	165.71	150.15	134.85	119.05	104.37	89.47	73.92	58.64	44.02	29.25	14.71	3:18.32	
		Speed (m/s)	12.85	13.07	12.66	13.62	13.42	12.86	13.09	13.68	13.54	13.76	13.60	13.11	
		Stride length (m)	6.00	6.17	6.02	6.20	6.39	6.16	6.13	6.40	6.20	6.07	6.25	6.09	
		Stride duration (s)	0.467	0.472	0.475	0.455	0.476	0.479	0.468	0.468	0.458	0.442	0.460	0.465	
		Stride efficiency (%)	56.33	59.52	56.56	60.03	63.82	59.35	58.71	64.10	60.03	57.64	61.00	58.04	
		Stride count	33.31	32.41	33.24	32.27	31.30	32.45	32.63	31.23	32.27	32.93	32.01	426.62	



Note: Horizontal distance axis grid lines are 200m furlongs.

Disclaimer.

HRNZ and NZMTC and Thoroughbred Ratings Pty Ltd accepts no responsibility for the completeness or accuracy of any of the information contained herein, and makes no representations about its suitability for any particular purpose. Users should make their own judgements about those matters and/or seek independent advice. You assume all risks associated with use of the data provided on this page.



Race Results



February 11, 2022, Race 5, ALLIED SECURITY PACE, Distance 2600m, Addington - Survey 3200m

Result	TAB no.	Horse (Barrier)	2600 to	2400m to
12th	6	Gronkowski (6)	2400m	2200m
		Position in running (margin)	-	4(2.8)
		Sectional time (s)	16.29	15.68
		Cumulative time (s)	198.34	182.05
		Speed (m/s)	12.28	12.76
		Stride length (m)	5.61	6.00
		Stride duration (s)	0.444	0.470
		Stride efficiency (%)	49.18	56.25
		Stride count	35.65	33.34

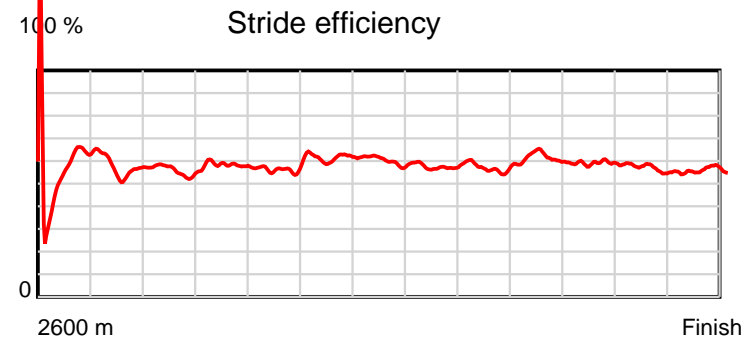
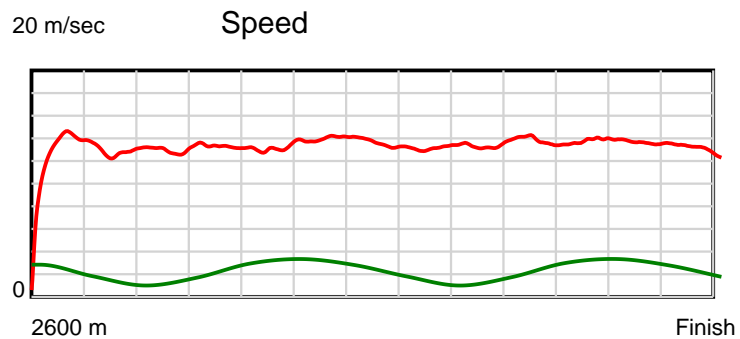
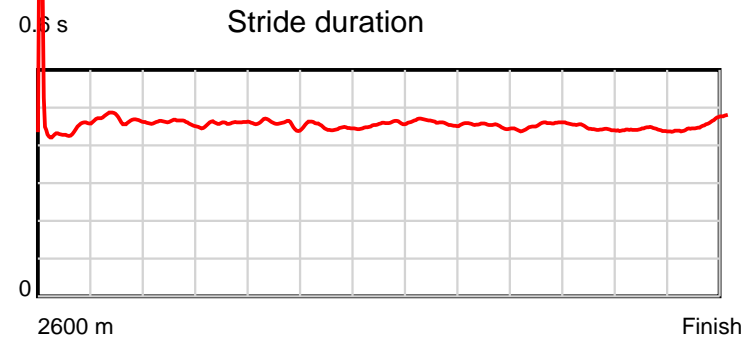
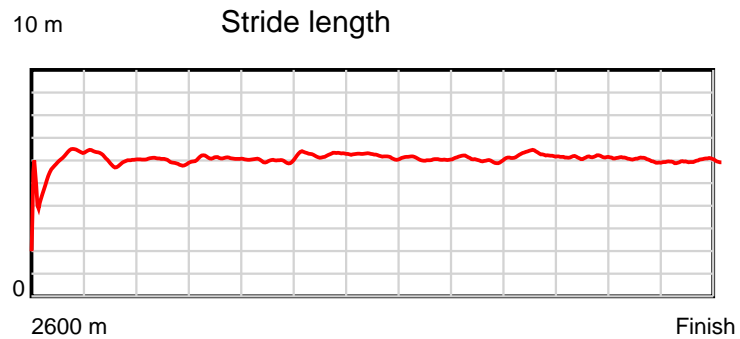
Disclaimer.

HRNZ and NZMTC and Thoroughbred Ratings Pty Ltd accepts no responsibility for the completeness or accuracy of any of the information contained herein, and makes no representations about its suitability for any particular purpose. Users should make their own judgements about those matters and/or seek independent advice. You assume all risks associated with use of the data provided on this page.

Race Results

February 11, 2022, Race 5, ALLIED SECURITY PACE, Distance 2600m, Addington - Survey 3200m

Result	TAB no.	Horse (Barrier)	2200m to	2000m to	1800m to	1600m to	1400m to	1200m to	1000m to	800m to	600m to	400m to	200m to	Total or	Margin
12th	6	Gronkowski (6)	2000m	1800m	1600m	1400m	1200m	1000m	800m	600m	400m	200m	WP	Average	
		Position in running (margin)	4(5.9)	5(6.6)	5(5.3)	5(4.2)	5(6.2)	4(4.2)	3(3.2)	5(4.8)	4(3.4)	5(5.2)	10(10.2)		16.60
		Sectional time (s)	15.86	15.04	15.49	14.44	14.76	15.41	15.35	14.60	14.93	15.04	15.45		
		Cumulative time (s)	166.37	150.51	135.47	119.98	105.54	90.78	75.37	60.02	45.42	30.49	15.45	3:18.34	
		Speed (m/s)	12.61	13.30	12.91	13.85	13.55	12.98	13.03	13.70	13.40	13.30	12.94	13.11	
		Stride length (m)	5.80	6.10	5.90	6.21	6.19	5.98	5.88	6.23	5.96	5.87	5.94	5.97	
		Stride duration (s)	0.460	0.459	0.457	0.448	0.457	0.461	0.451	0.455	0.445	0.441	0.459	0.455	
		Stride efficiency (%)	52.55	58.16	54.47	60.20	59.85	55.91	53.94	60.58	55.47	53.78	55.18	55.67	
		Stride count	34.49	32.78	33.88	32.22	32.32	33.44	34.04	32.12	33.57	34.09	33.66	435.60	



Note: Horizontal distance axis grid lines are 200m furlongs.

Disclaimer.

HRNZ and NZMTC and Thoroughbred Ratings Pty Ltd accepts no responsibility for the completeness or accuracy of any of the information contained herein, and makes no representations about its suitability for any particular purpose. Users should make their own judgements about those matters and/or seek independent advice. You assume all risks associated with use of the data provided on this page.



Race Results



February 11, 2022, Race 5, ALLIED SECURITY PACE, Distance 2600m, Addington - Survey 3200m

Result	TAB no.	Horse (Barrier)	2600 to	2400m to
13th	12	Mosaic Art (11)	2400m	2200m
		Position in running (margin)	-	11(11.3)
		Sectional time (s)	17.81	15.28
		Cumulative time (s)	198.44	180.63
		Speed (m/s)	11.23	13.09
		Stride length (m)	5.68	6.16
		Stride duration (s)	0.450	0.471
		Stride efficiency (%)	50.46	59.34
		Stride count	35.19	32.46

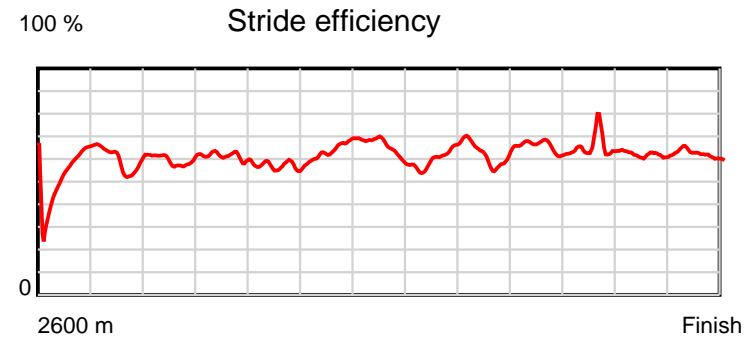
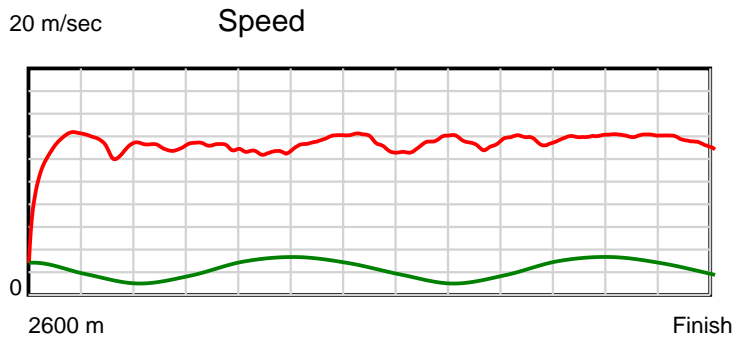
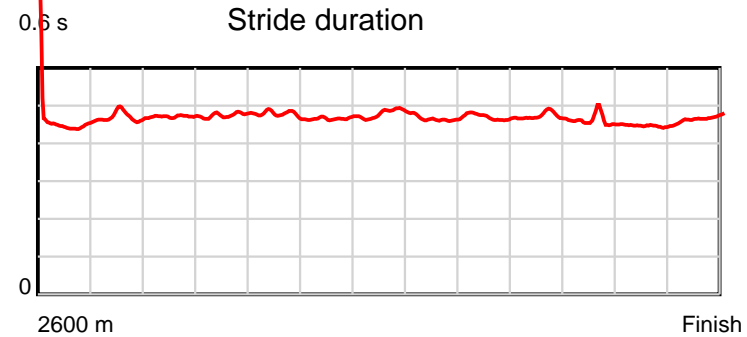
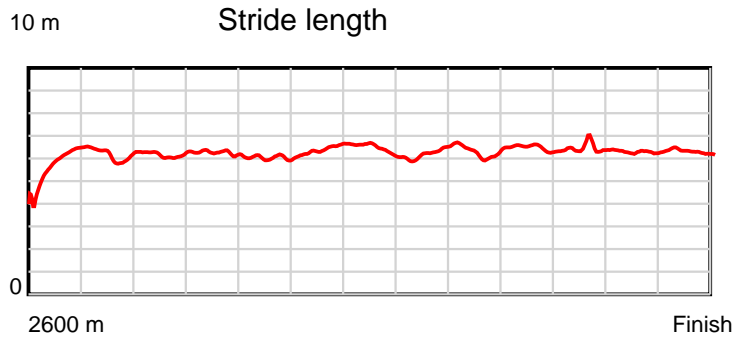
Disclaimer.

HRNZ and NZMTC and Thoroughbred Ratings Pty Ltd accepts no responsibility for the completeness or accuracy of any of the information contained herein, and makes no representations about its suitability for any particular purpose. Users should make their own judgements about those matters and/or seek independent advice. You assume all risks associated with use of the data provided on this page.

Race Results

February 11, 2022, Race 5, ALLIED SECURITY PACE, Distance 2600m, Addington - Survey 3200m

Result	TAB no.	Horse (Barrier)	2200m to	2000m to	1800m to	1600m to	1400m to	1200m to	1000m to	800m to	600m to	400m to	200m to	Total or	Margin
13th	12	Mosaic Art (11)	2000m	1800m	1600m	1400m	1200m	1000m	800m	600m	400m	200m	WP	Average	
		Position in running (margin)	10(12.0)	9(10.2)	11(10.3)	12(12.1)	12(14.7)	13(13.7)	12(11.2)	12(12.2)	13(11.3)	12(11.5)	12(13.4)		17.10
		Sectional time (s)	15.44	15.30	15.97	14.53	14.93	15.16	15.25	14.69	14.65	14.53	14.90		
		Cumulative time (s)	165.35	149.91	134.61	118.64	104.11	89.18	74.02	58.77	44.08	29.43	14.90	3:18.44	
		Speed (m/s)	12.95	13.07	12.52	13.76	13.40	13.19	13.11	13.61	13.65	13.76	13.42	13.10	
		Stride length (m)	6.10	6.21	5.98	6.41	6.42	6.14	6.16	6.43	6.26	6.14	6.27	6.18	
		Stride duration (s)	0.471	0.475	0.478	0.466	0.480	0.465	0.470	0.472	0.458	0.446	0.467	0.471	
		Stride efficiency (%)	58.15	60.23	55.92	64.15	64.46	58.92	59.36	64.55	61.18	58.91	61.52	59.60	
		Stride count	32.79	32.22	33.43	31.22	31.14	32.57	32.45	31.12	31.96	32.57	31.88	421.00	



Note: Horizontal distance axis grid lines are 200m furlongs.

Disclaimer.

HRNZ and NZMTC and Thoroughbred Ratings Pty Ltd accepts no responsibility for the completeness or accuracy of any of the information contained herein, and makes no representations about its suitability for any particular purpose. Users should make their own judgements about those matters and/or seek independent advice. You assume all risks associated with use of the data provided on this page.