



## Race Results

NZ Metropolitan Trotting Club Inc, HRNZ, February 11, 2022

Compilation date: February 11, 2022, 8:06:27 PM (NZDT)

Copyright © 2022 HRNZ and NZMTC. All rights reserved.

### Trademarks.

StrideMASTER is a registered trademark of Thoroughbred Ratings Pty Ltd.

### Disclaimer.

HRNZ and NZMTC and Thoroughbred Ratings Pty Ltd accepts no responsibility for the completeness or accuracy of any of the information contained herein, and makes no representations about its suitability for any particular purpose. Users should make their own judgements about those matters and/or seek independent advice. You assume all risks associated with use of the data provided on this page.



# Race Results



February 11, 2022, Race 6, FAHEY FENCE HIRE 50th NZ BREEDERS STAKES (MOB PACE), Distance 2600m, Addington - Survey 3200m

Result	TAB no.	Horse (Barrier)	2600 to	2400m to
1st	5	<b>Bettor Talk Ar... (5)</b>	<b>2400m</b>	<b>2200m</b>
		Position in running (margin)	-	1(0.0)
		Sectional time (s)	12.82	15.21
		Cumulative time (s)	189.14	176.32
		Speed (m/s)	15.60	13.15
		Stride length (m)	6.28	5.85
		Stride duration (s)	0.403	0.445
		Stride efficiency (%)	61.64	53.43
		Stride count	31.84	34.20

#### Disclaimer.

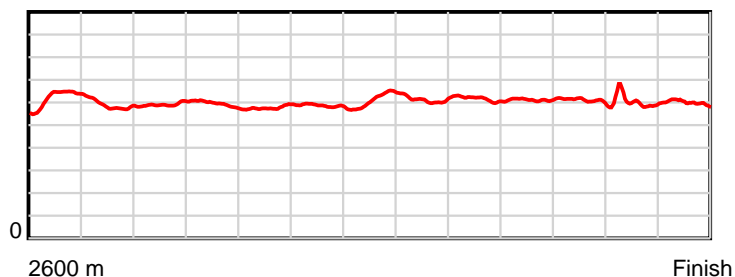
HRNZ and NZMTC and Thoroughbred Ratings Pty Ltd accepts no responsibility for the completeness or accuracy of any of the information contained herein, and makes no representations about its suitability for any particular purpose. Users should make their own judgements about those matters and/or seek independent advice. You assume all risks associated with use of the data provided on this page.

# Race Results

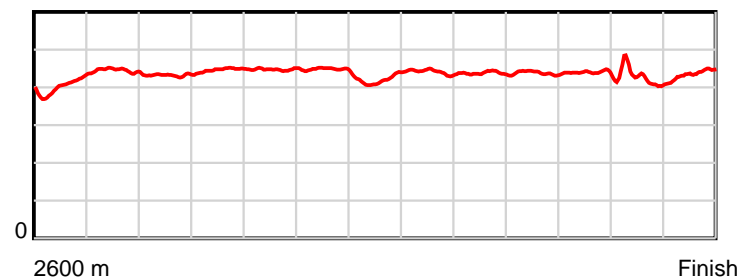
February 11, 2022, Race 6, FAHEY FENCE HIRE 50th NZ BREEDERS STAKES (MOB PACE), Distance 2600m, Addington - Survey 3200m

Result	TAB no.	Horse (Barrier)	2200m to	2000m to	1800m to	1600m to	1400m to	1200m to	1000m to	800m to	600m to	400m to	200m to	Total or	Margin
1st	5	<b>Bettor Talk Ar... (5)</b>	<b>2000m</b>	<b>1800m</b>	<b>1600m</b>	<b>1400m</b>	<b>1200m</b>	<b>1000m</b>	<b>800m</b>	<b>600m</b>	<b>400m</b>	<b>200m</b>	<b>WP</b>	<b>Average</b>	
		Position in running (margin)	2(2.4)	3(1.9)	3(1.9)	3(2.2)	3(1.6)	4(2.3)	5(3.5)	6(4.2)	6(4.4)	5(4.1)	4(1.0)		0.00
		Sectional time (s)	14.80	15.02	15.64	15.22	13.80	14.41	14.42	14.34	14.57	14.27	14.62		
		Cumulative time (s)	161.11	146.31	131.29	115.65	100.43	86.63	72.22	57.80	43.46	28.89	14.62	3:09.14	
		Speed (m/s)	13.51	13.32	12.79	13.14	14.49	13.88	13.87	13.95	13.73	14.02	13.68	13.75	
		Stride length (m)	5.84	5.95	5.73	5.89	6.10	6.12	6.07	6.11	6.02	5.94	5.97	5.99	
		Stride duration (s)	0.432	0.447	0.448	0.448	0.421	0.441	0.437	0.438	0.439	0.424	0.437	0.435	
		Stride efficiency (%)	53.26	55.30	51.24	54.15	58.14	58.44	57.52	58.38	56.64	55.08	55.78	55.98	
		Stride count	34.26	33.62	34.93	33.98	32.79	32.70	32.96	32.72	33.22	33.69	33.47	434.38	

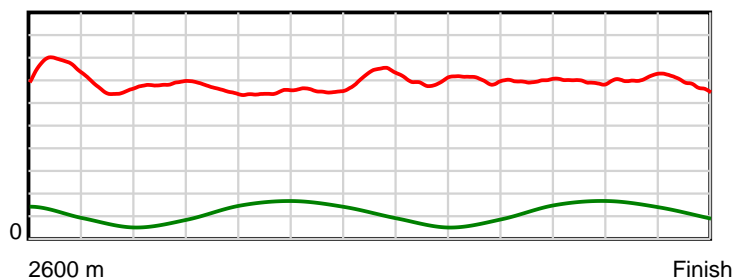
10 m Stride length



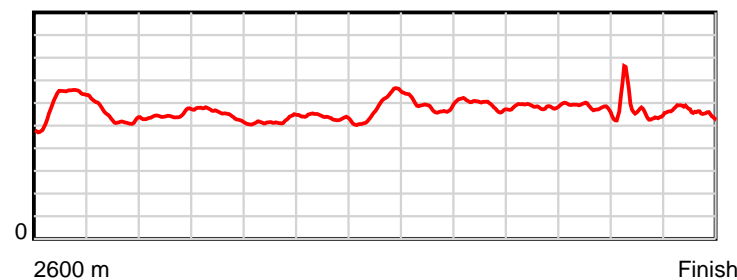
0.6 s Stride duration



20 m/sec Speed



100 % Stride efficiency



Note: Horizontal distance axis grid lines are 200m furlongs.

## Disclaimer.

HRNZ and NZMTC and Thoroughbred Ratings Pty Ltd accepts no responsibility for the completeness or accuracy of any of the information contained herein, and makes no representations about its suitability for any particular purpose. Users should make their own judgements about those matters and/or seek independent advice. You assume all risks associated with use of the data provided on this page.



# Race Results



February 11, 2022, Race 6, FAHEY FENCE HIRE 50th NZ BREEDERS STAKES (MOB PACE), Distance 2600m, Addington - Survey 3200m

Result	TAB no.	Horse (Barrier)	2600 to	2400m to
2nd	7	<b>Need You Now (7)</b>	<b>2400m</b>	<b>2200m</b>
		Position in running (margin)	-	2(0.9)
		Sectional time (s)	12.97	14.67
		Cumulative time (s)	189.29	176.32
		Speed (m/s)	15.42	13.63
		Stride length (m)	7.06	6.73
		Stride duration (s)	0.456	0.494
		Stride efficiency (%)	77.83	70.78
		Stride count	28.34	29.72

#### Disclaimer.

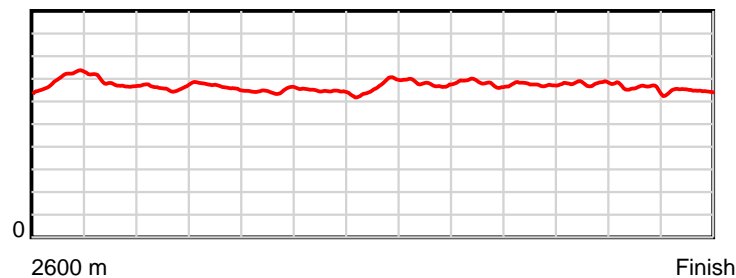
HRNZ and NZMTC and Thoroughbred Ratings Pty Ltd accepts no responsibility for the completeness or accuracy of any of the information contained herein, and makes no representations about its suitability for any particular purpose. Users should make their own judgements about those matters and/or seek independent advice. You assume all risks associated with use of the data provided on this page.

# Race Results

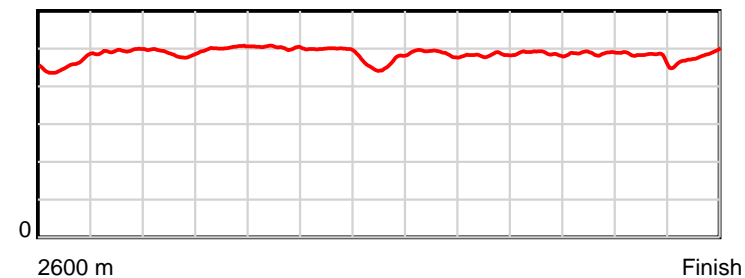
February 11, 2022, Race 6, FAHEY FENCE HIRE 50th NZ BREEDERS STAKES (MOB PACE), Distance 2600m, Addington - Survey 3200m

Result	TAB no.	Horse (Barrier)	2200m to	2000m to	1800m to	1600m to	1400m to	1200m to	1000m to	800m to	600m to	400m to	200m to	Total or	Margin
2nd	7	<b>Need You Now (7)</b>	<b>2000m</b>	<b>1800m</b>	<b>1600m</b>	<b>1400m</b>	<b>1200m</b>	<b>1000m</b>	<b>800m</b>	<b>600m</b>	<b>400m</b>	<b>200m</b>	<b>WP</b>	<b>Average</b>	
		Position in running (margin)	1(0.0)	1(0.0)	1(0.0)	1(0.0)	1(0.0)	2(0.8)	4(2.3)	3(2.3)	3(2.8)	4(2.7)	5(1.1)		0.80
		Sectional time (s)	14.88	15.02	15.59	15.31	13.81	14.48	14.30	14.39	14.61	14.52	14.74		
		Cumulative time (s)	161.65	146.77	131.75	116.16	100.85	87.04	72.56	58.26	43.87	29.26	14.74	3:09.29	
		Speed (m/s)	13.44	13.32	12.83	13.06	14.48	13.81	13.99	13.90	13.69	13.77	13.57	13.74	
		Stride length (m)	6.55	6.69	6.45	6.51	6.71	6.75	6.76	6.78	6.68	6.60	6.52	6.67	
		Stride duration (s)	0.487	0.502	0.503	0.498	0.463	0.488	0.483	0.488	0.488	0.479	0.481	0.486	
		Stride efficiency (%)	67.02	69.89	65.08	66.22	70.30	71.12	71.39	71.78	69.82	67.97	66.46	69.55	
		Stride count	30.54	29.91	30.99	30.72	29.82	29.65	29.59	29.51	29.92	30.33	30.67	389.71	

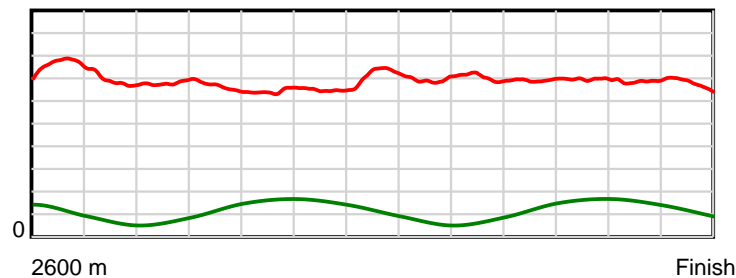
10 m Stride length



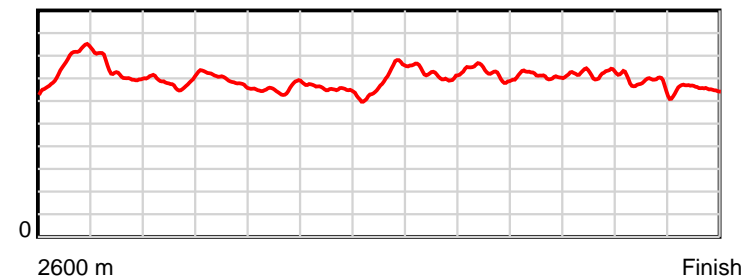
0.6 s Stride duration



20 m/sec Speed



100 % Stride efficiency



Note: Horizontal distance axis grid lines are 200m furlongs.

## Disclaimer.

HRNZ and NZMTC and Thoroughbred Ratings Pty Ltd accepts no responsibility for the completeness or accuracy of any of the information contained herein, and makes no representations about its suitability for any particular purpose. Users should make their own judgements about those matters and/or seek independent advice. You assume all risks associated with use of the data provided on this page.



# Race Results



February 11, 2022, Race 6, FAHEY FENCE HIRE 50th NZ BREEDERS STAKES (MOB PACE), Distance 2600m, Addington - Survey 3200m

Result	TAB no.	Horse (Barrier)	2600 to	2400m to
3rd	6	<b>Callie's Delig... (6)</b>	<b>2400m</b>	<b>2200m</b>
		Position in running (margin)	-	8(7.5)
		Sectional time (s)	13.84	15.31
		Cumulative time (s)	189.29	175.45
		Speed (m/s)	14.45	13.06
		Stride length (m)	6.12	5.82
		Stride duration (s)	0.429	0.446
		Stride efficiency (%)	58.56	52.91
		Stride count	32.67	34.37

#### Disclaimer.

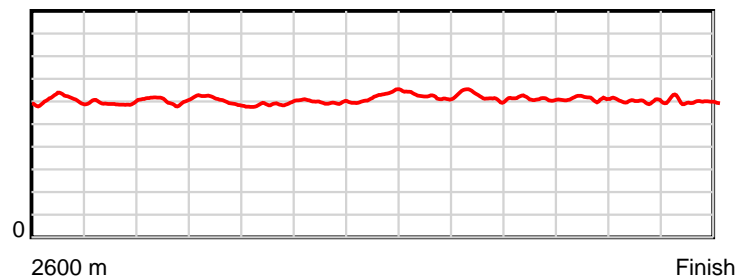
HRNZ and NZMTC and Thoroughbred Ratings Pty Ltd accepts no responsibility for the completeness or accuracy of any of the information contained herein, and makes no representations about its suitability for any particular purpose. Users should make their own judgements about those matters and/or seek independent advice. You assume all risks associated with use of the data provided on this page.

# Race Results

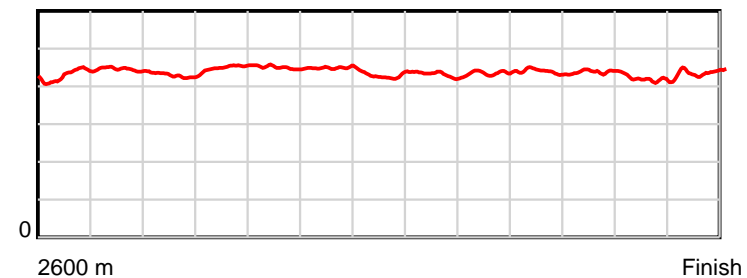
February 11, 2022, Race 6, FAHEY FENCE HIRE 50th NZ BREEDERS STAKES (MOB PACE), Distance 2600m, Addington - Survey 3200m

Result	TAB no.	Horse (Barrier)	2200m to	2000m to	1800m to	1600m to	1400m to	1200m to	1000m to	800m to	600m to	400m to	200m to	Total or	Margin
3rd	6	Callie's Delig... (6)	2000m	1800m	1600m	1400m	1200m	1000m	800m	600m	400m	200m	WP	Average	
		Position in running (margin)	8(10.5)	8(8.3)	8(7.4)	8(7.2)	9(6.5)	9(7.0)	8(6.1)	8(6.4)	8(6.4)	8(5.9)	6(2.4)		0.80
		Sectional time (s)	14.52	14.85	15.57	15.20	13.77	14.05	14.35	14.32	14.54	14.20	14.77		
		Cumulative time (s)	160.14	145.62	130.77	115.20	100.00	86.23	72.18	57.83	43.51	28.97	14.77	3:09.29	
		Speed (m/s)	13.77	13.47	12.85	13.16	14.52	14.23	13.94	13.97	13.76	14.08	13.54	13.74	
		Stride length (m)	5.91	6.07	5.78	5.90	6.24	6.13	6.08	6.13	6.04	5.89	5.94	6.00	
		Stride duration (s)	0.429	0.451	0.450	0.449	0.429	0.431	0.436	0.439	0.439	0.418	0.439	0.437	
		Stride efficiency (%)	54.58	57.62	52.23	54.49	60.76	58.71	57.79	58.63	56.98	54.20	55.11	56.27	
		Stride count	33.84	32.94	34.59	33.87	32.08	32.63	32.89	32.65	33.12	33.96	33.68	433.29	

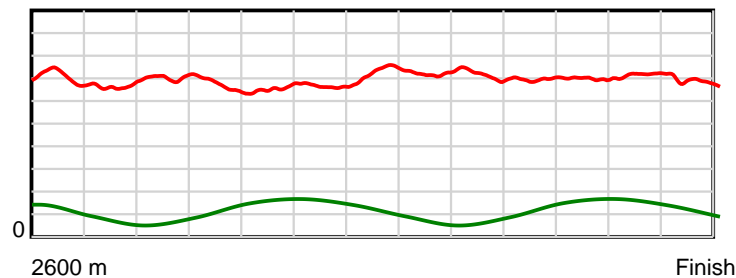
10 m Stride length



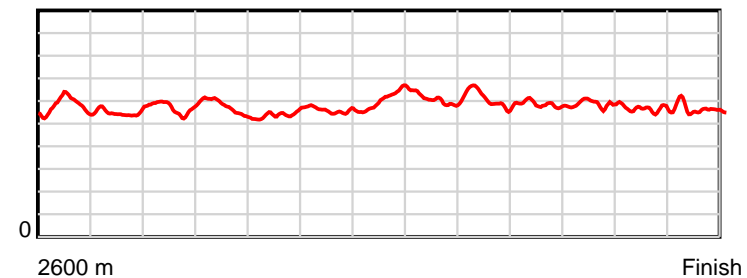
0.6 s Stride duration



20 m/sec Speed



100 % Stride efficiency



Note: Horizontal distance axis grid lines are 200m furlongs.

## Disclaimer.

HRNZ and NZMTC and Thoroughbred Ratings Pty Ltd accepts no responsibility for the completeness or accuracy of any of the information contained herein, and makes no representations about its suitability for any particular purpose. Users should make their own judgements about those matters and/or seek independent advice. You assume all risks associated with use of the data provided on this page.



# Race Results



February 11, 2022, Race 6, FAHEY FENCE HIRE 50th NZ BREEDERS STAKES (MOB PACE), Distance 2600m, Addington - Survey 3200m

Result	TAB no.	Horse (Barrier)	2600 to	2400m to
4th	2	Allamericanlov... (2)	2400m	2200m
		Position in running (margin)	-	4(3.3)
		Sectional time (s)	13.48	15.25
		Cumulative time (s)	189.37	175.89
		Speed (m/s)	14.84	13.11
		Stride length (m)	6.49	6.12
		Stride duration (s)	0.431	0.467
		Stride efficiency (%)	65.91	58.50
		Stride count	30.80	32.69

#### Disclaimer.

HRNZ and NZMTC and Thoroughbred Ratings Pty Ltd accepts no responsibility for the completeness or accuracy of any of the information contained herein, and makes no representations about its suitability for any particular purpose. Users should make their own judgements about those matters and/or seek independent advice. You assume all risks associated with use of the data provided on this page.

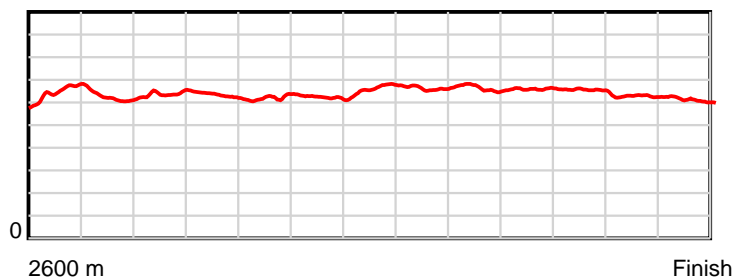


# Race Results

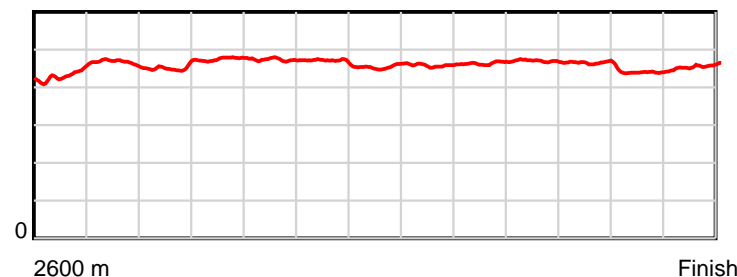
February 11, 2022, Race 6, FAHEY FENCE HIRE 50th NZ BREEDERS STAKES (MOB PACE), Distance 2600m, Addington - Survey 3200m

Result	TAB no.	Horse (Barrier)	2200m to	2000m to	1800m to	1600m to	1400m to	1200m to	1000m to	800m to	600m to	400m to	200m to	Total or	Margin
4th	2	Allamericanlov... (2)	2000m	1800m	1600m	1400m	1200m	1000m	800m	600m	400m	200m	WP	Average	
		Position in running (margin)	5(5.9)	5(3.4)	5(3.3)	5(3.5)	4(3.0)	5(3.0)	3(1.8)	4(2.5)	4(2.9)	3(2.5)	1(0.0)		1.30
		Sectional time (s)	14.47	15.00	15.61	15.24	13.68	14.00	14.43	14.38	14.55	14.37	14.91		
		Cumulative time (s)	160.64	146.17	131.17	115.56	100.32	86.64	72.64	58.21	43.83	29.28	14.91	3:09.37	
		Speed (m/s)	13.82	13.33	12.81	13.12	14.62	14.29	13.86	13.91	13.75	13.92	13.41	13.73	
		Stride length (m)	6.26	6.33	6.06	6.16	6.65	6.54	6.44	6.53	6.37	6.12	6.12	6.32	
		Stride duration (s)	0.453	0.475	0.473	0.470	0.455	0.458	0.464	0.469	0.464	0.439	0.456	0.460	
		Stride efficiency (%)	61.18	62.55	57.44	59.34	69.18	66.82	64.76	66.56	63.42	58.47	58.51	62.34	
		Stride count	31.96	31.61	32.99	32.46	30.06	30.59	31.07	30.64	31.39	32.70	32.69	411.65	

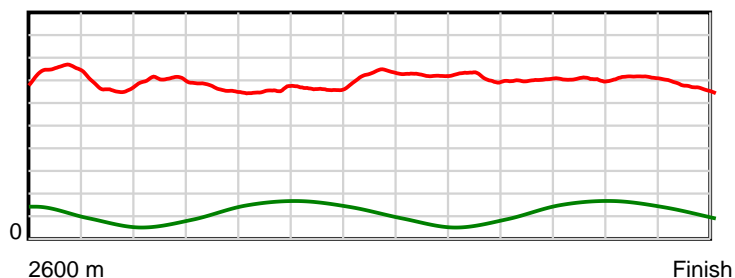
10 m Stride length



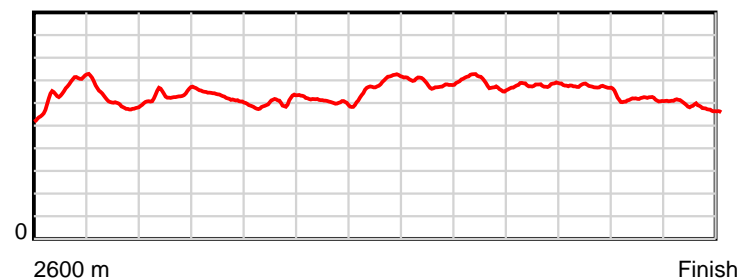
0.6 s Stride duration



20 m/sec Speed



100 % Stride efficiency



Note: Horizontal distance axis grid lines are 200m furlongs.

## Disclaimer.

HRNZ and NZMTC and Thoroughbred Ratings Pty Ltd accepts no responsibility for the completeness or accuracy of any of the information contained herein, and makes no representations about its suitability for any particular purpose. Users should make their own judgements about those matters and/or seek independent advice. You assume all risks associated with use of the data provided on this page.



# Race Results



February 11, 2022, Race 6, FAHEY FENCE HIRE 50th NZ BREEDERS STAKES (MOB PACE), Distance 2600m, Addington - Survey 3200m

Result	TAB no.	Horse (Barrier)	2600 to 2400m	2400m to 2200m
5th	10	<b>Folklore (10)</b>		
		Position in running (margin)	-	6(5.1)
		Sectional time (s)	13.74	14.97
		Cumulative time (s)	189.64	175.90
		Speed (m/s)	14.55	13.36
		Stride length (m)	6.41	6.27
		Stride duration (s)	0.425	0.469
		Stride efficiency (%)	64.19	61.36
		Stride count	31.21	31.92

#### Disclaimer.

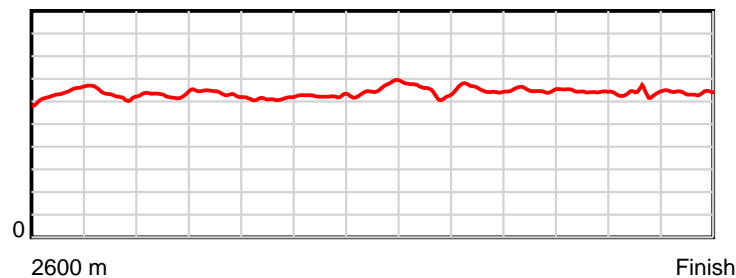
HRNZ and NZMTC and Thoroughbred Ratings Pty Ltd accepts no responsibility for the completeness or accuracy of any of the information contained herein, and makes no representations about its suitability for any particular purpose. Users should make their own judgements about those matters and/or seek independent advice. You assume all risks associated with use of the data provided on this page.

# Race Results

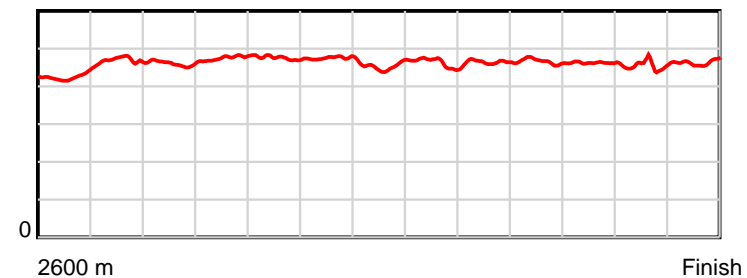
February 11, 2022, Race 6, FAHEY FENCE HIRE 50th NZ BREEDERS STAKES (MOB PACE), Distance 2600m, Addington - Survey 3200m

Result	TAB no.	Horse (Barrier)	2200m to	2000m to	1800m to	1600m to	1400m to	1200m to	1000m to	800m to	600m to	400m to	200m to	Total or	Margin
5th	10	<b>Folklore (10)</b>	<b>2000m</b>	<b>1800m</b>	<b>1600m</b>	<b>1400m</b>	<b>1200m</b>	<b>1000m</b>	<b>800m</b>	<b>600m</b>	<b>400m</b>	<b>200m</b>	<b>WP</b>	<b>Average</b>	
		Position in running (margin)	6(6.0)	7(5.5)	7(5.5)	7(5.6)	7(5.3)	8(6.2)	9(7.1)	9(7.5)	9(7.9)	9(7.5)	8(4.8)		2.80
		Sectional time (s)	14.80	15.02	15.59	15.27	13.83	14.38	14.37	14.39	14.55	14.33	14.40		
		Cumulative time (s)	160.93	146.13	131.11	115.52	100.25	86.42	72.04	57.67	43.28	28.73	14.40	3:09.64	
		Speed (m/s)	13.51	13.32	12.83	13.10	14.46	13.91	13.92	13.90	13.75	13.96	13.89	13.71	
		Stride length (m)	6.23	6.32	6.10	6.22	6.57	6.42	6.47	6.48	6.36	6.32	6.44	6.35	
		Stride duration (s)	0.461	0.475	0.476	0.475	0.454	0.462	0.465	0.466	0.463	0.453	0.464	0.463	
		Stride efficiency (%)	60.62	62.48	58.19	60.52	67.39	64.49	65.39	65.60	63.24	62.47	64.88	63.07	
		Stride count	32.11	31.63	32.77	32.14	30.46	31.13	30.92	30.87	31.44	31.63	31.04	409.27	

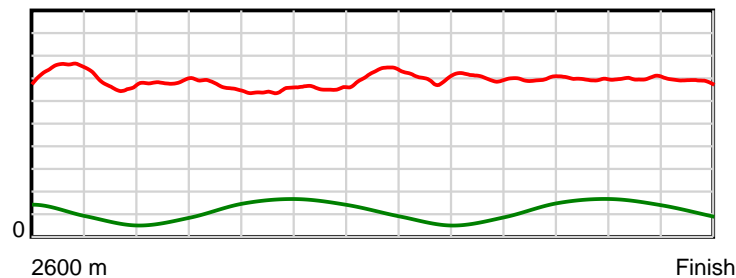
10 m Stride length



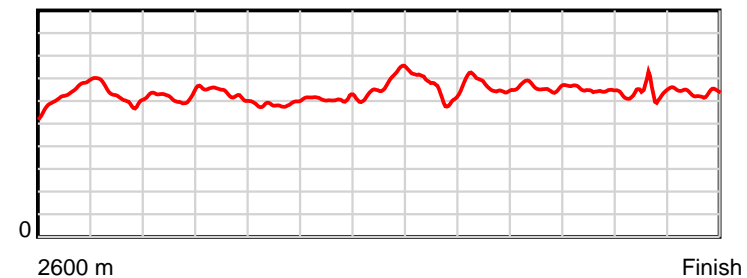
0.6 s Stride duration



20 m/sec Speed



100 % Stride efficiency



Note: Horizontal distance axis grid lines are 200m furlongs.

## Disclaimer.

HRNZ and NZMTC and Thoroughbred Ratings Pty Ltd accepts no responsibility for the completeness or accuracy of any of the information contained herein, and makes no representations about its suitability for any particular purpose. Users should make their own judgements about those matters and/or seek independent advice. You assume all risks associated with use of the data provided on this page.



# Race Results



February 11, 2022, Race 6, FAHEY FENCE HIRE 50th NZ BREEDERS STAKES (MOB PACE), Distance 2600m, Addington - Survey 3200m

Result	TAB no.	Horse (Barrier)	2600 to	2400m to
6th	8	<b>Darling Me (8)</b>	<b>2400m</b>	<b>2200m</b>
		Position in running (margin)	-	9(9.7)
		Sectional time (s)	14.20	15.20
		Cumulative time (s)	189.71	175.51
		Speed (m/s)	14.08	13.16
		Stride length (m)	6.25	6.00
		Stride duration (s)	0.447	0.456
		Stride efficiency (%)	61.02	56.26
		Stride count	32.01	33.33

## Disclaimer.

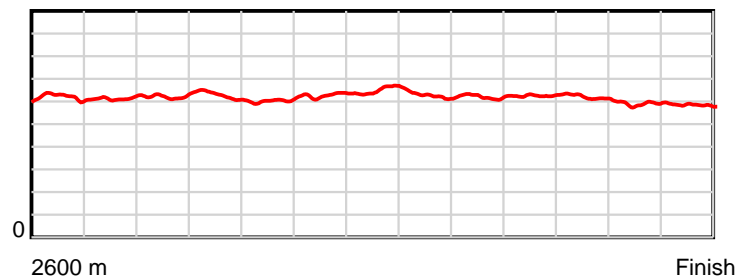
HRNZ and NZMTC and Thoroughbred Ratings Pty Ltd accepts no responsibility for the completeness or accuracy of any of the information contained herein, and makes no representations about its suitability for any particular purpose. Users should make their own judgements about those matters and/or seek independent advice. You assume all risks associated with use of the data provided on this page.

# Race Results

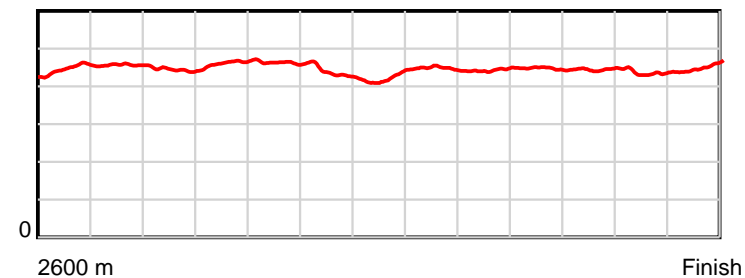
February 11, 2022, Race 6, FAHEY FENCE HIRE 50th NZ BREEDERS STAKES (MOB PACE), Distance 2600m, Addington - Survey 3200m

Result	TAB no.	Horse (Barrier)	2200m to	2000m to	1800m to	1600m to	1400m to	1200m to	1000m to	800m to	600m to	400m to	200m to	Total or	Margin
6th	8	Darling Me (8)	2000m	1800m	1600m	1400m	1200m	1000m	800m	600m	400m	200m	WP	Average	
		Position in running (margin)	9(12.0)	9(10.4)	9(8.8)	9(9.6)	5(3.5)	1(0.0)	2(0.6)	1(0.0)	1(0.0)	1(0.0)	2(0.1)		3.20
		Sectional time (s)	14.60	14.76	15.73	14.30	13.09	14.31	14.20	14.32	14.62	14.80	15.58		
		Cumulative time (s)	160.31	145.71	130.95	115.22	100.92	87.83	73.52	59.32	45.00	30.38	15.58	3:09.71	
		Speed (m/s)	13.70	13.55	12.71	13.99	15.28	13.98	14.08	13.97	13.68	13.51	12.84	13.71	
		Stride length (m)	6.09	6.25	5.89	6.11	6.46	6.26	6.24	6.25	6.08	5.89	5.78	6.11	
		Stride duration (s)	0.444	0.461	0.463	0.437	0.423	0.448	0.443	0.447	0.445	0.436	0.450	0.446	
		Stride efficiency (%)	57.88	61.05	54.12	58.42	65.27	61.20	60.80	61.00	57.86	54.26	52.26	58.41	
		Stride count	32.86	32.00	33.98	32.71	30.95	31.96	32.06	32.01	32.87	33.94	34.58	425.26	

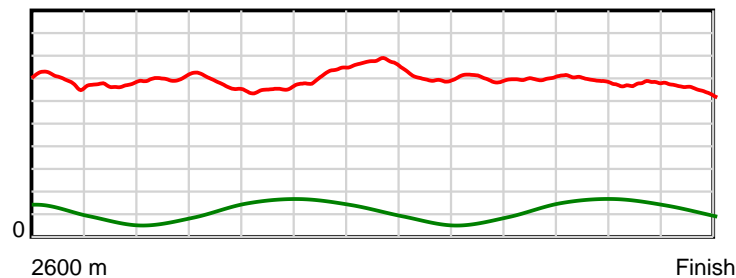
10 m Stride length



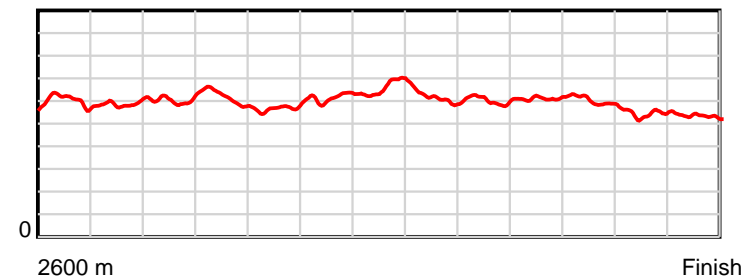
0.6 s Stride duration



20 m/sec Speed



100 % Stride efficiency



Note: Horizontal distance axis grid lines are 200m furlongs.

## Disclaimer.

HRNZ and NZMTC and Thoroughbred Ratings Pty Ltd accepts no responsibility for the completeness or accuracy of any of the information contained herein, and makes no representations about its suitability for any particular purpose. Users should make their own judgements about those matters and/or seek independent advice. You assume all risks associated with use of the data provided on this page.



# Race Results



February 11, 2022, Race 6, FAHEY FENCE HIRE 50th NZ BREEDERS STAKES (MOB PACE), Distance 2600m, Addington - Survey 3200m

Result	TAB no.	Horse (Barrier)	2600 to	2400m to
7th	3	<b>Bettor Twist (3)</b>	<b>2400m</b>	<b>2200m</b>
		Position in running (margin)	-	5(4.6)
		Sectional time (s)	13.43	14.68
		Cumulative time (s)	189.88	176.45
		Speed (m/s)	14.89	13.62
		Stride length (m)	6.96	6.61
		Stride duration (s)	0.469	0.485
		Stride efficiency (%)	75.59	68.32
		Stride count	28.76	30.25

#### Disclaimer.

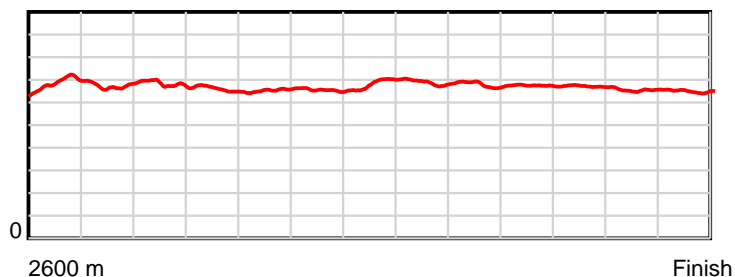
HRNZ and NZMTC and Thoroughbred Ratings Pty Ltd accepts no responsibility for the completeness or accuracy of any of the information contained herein, and makes no representations about its suitability for any particular purpose. Users should make their own judgements about those matters and/or seek independent advice. You assume all risks associated with use of the data provided on this page.

# Race Results

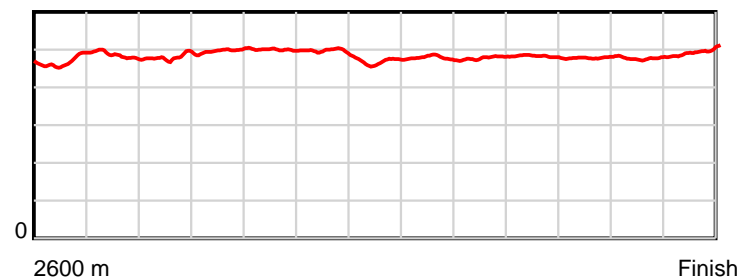
February 11, 2022, Race 6, FAHEY FENCE HIRE 50th NZ BREEDERS STAKES (MOB PACE), Distance 2600m, Addington - Survey 3200m

Result	TAB no.	Horse (Barrier)	2200m to	2000m to	1800m to	1600m to	1400m to	1200m to	1000m to	800m to	600m to	400m to	200m to	Total or	Margin
7th	3	<b>Bettor Twist (3)</b>	<b>2000m</b>	<b>1800m</b>	<b>1600m</b>	<b>1400m</b>	<b>1200m</b>	<b>1000m</b>	<b>800m</b>	<b>600m</b>	<b>400m</b>	<b>200m</b>	<b>WP</b>	<b>Average</b>	
		Position in running (margin)	3(3.8)	2(1.2)	2(1.3)	2(1.8)	2(0.9)	3(1.0)	1(0.0)	2(0.7)	2(1.2)	2(1.2)	3(0.8)		4.10
		Sectional time (s)	14.45	15.04	15.66	15.17	13.69	14.06	14.43	14.39	14.62	14.72	15.54		
		Cumulative time (s)	161.77	147.32	132.28	116.62	101.45	87.76	73.70	59.27	44.88	30.26	15.54	3:09.88	
		Speed (m/s)	13.84	13.30	12.77	13.18	14.61	14.22	13.86	13.90	13.68	13.59	12.87	13.69	
		Stride length (m)	6.65	6.62	6.37	6.53	6.84	6.80	6.64	6.70	6.56	6.48	6.39	6.62	
		Stride duration (s)	0.480	0.498	0.499	0.496	0.468	0.478	0.479	0.482	0.479	0.477	0.496	0.484	
		Stride efficiency (%)	69.14	68.52	63.50	66.72	73.22	72.31	68.82	70.07	67.17	65.55	63.73	68.53	
		Stride count	30.07	30.20	31.38	30.61	29.22	29.40	30.14	29.87	30.51	30.88	31.32	392.61	

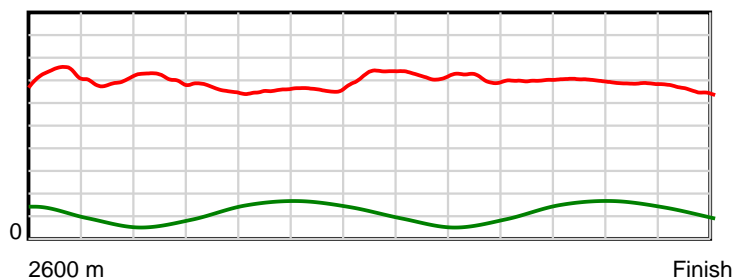
10 m Stride length



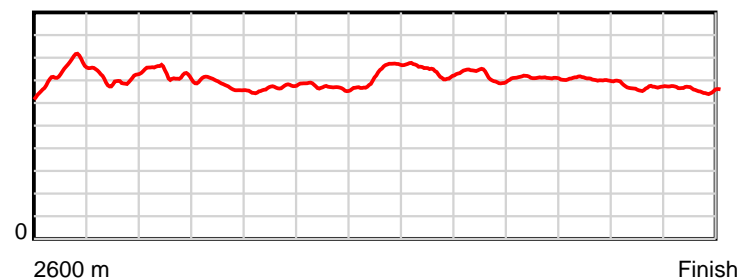
0.6 s Stride duration



20 m/sec Speed



100 % Stride efficiency



Note: Horizontal distance axis grid lines are 200m furlongs.

## Disclaimer.

HRNZ and NZMTC and Thoroughbred Ratings Pty Ltd accepts no responsibility for the completeness or accuracy of any of the information contained herein, and makes no representations about its suitability for any particular purpose. Users should make their own judgements about those matters and/or seek independent advice. You assume all risks associated with use of the data provided on this page.



# Race Results



February 11, 2022, Race 6, FAHEY FENCE HIRE 50th NZ BREEDERS STAKES (MOB PACE), Distance 2600m, Addington - Survey 3200m

Result	TAB no.	Horse (Barrier)	2600 to	2400m to
8th	1	<b>Belle Of Monta... (1)</b>	<b>2400m</b>	<b>2200m</b>
		Position in running (margin)	-	3(2.1)
		Sectional time (s)	13.12	15.23
		Cumulative time (s)	190.82	177.70
		Speed (m/s)	15.24	13.13
		Stride length (m)	6.15	5.86
		Stride duration (s)	0.403	0.447
		Stride efficiency (%)	59.19	53.73
		Stride count	32.50	34.11

#### Disclaimer.

HRNZ and NZMTC and Thoroughbred Ratings Pty Ltd accepts no responsibility for the completeness or accuracy of any of the information contained herein, and makes no representations about its suitability for any particular purpose. Users should make their own judgements about those matters and/or seek independent advice. You assume all risks associated with use of the data provided on this page.

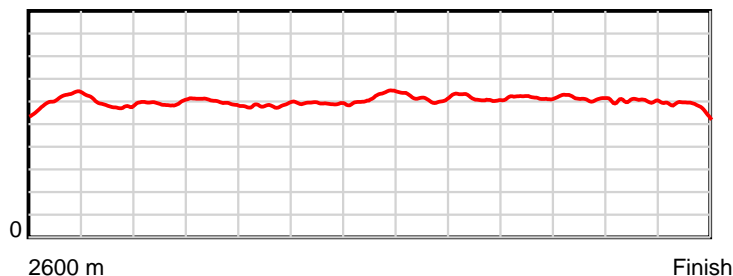


# Race Results

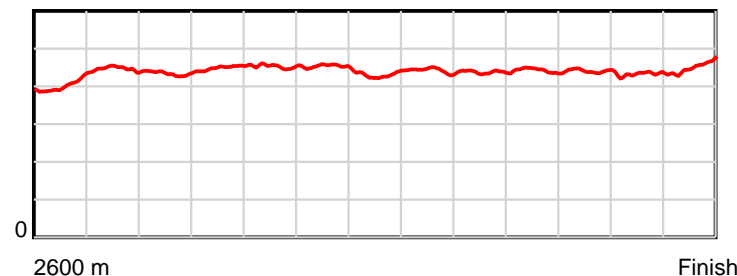
February 11, 2022, Race 6, FAHEY FENCE HIRE 50th NZ BREEDERS STAKES (MOB PACE), Distance 2600m, Addington - Survey 3200m

Result	TAB no.	Horse (Barrier)	2200m to	2000m to	1800m to	1600m to	1400m to	1200m to	1000m to	800m to	600m to	400m to	200m to	Total or	Margin
8th	1	<b>Belle Of Monta... (1)</b>	<b>2000m</b>	<b>1800m</b>	<b>1600m</b>	<b>1400m</b>	<b>1200m</b>	<b>1000m</b>	<b>800m</b>	<b>600m</b>	<b>400m</b>	<b>200m</b>	<b>WP</b>	<b>Average</b>	
		Position in running (margin)	4(4.6)	4(3.1)	4(3.2)	4(3.0)	6(3.9)	6(4.6)	7(6.0)	7(5.7)	7(5.8)	7(5.0)	7(3.6)		9.30
		Sectional time (s)	14.63	15.05	15.54	15.47	13.81	14.43	14.26	14.34	14.47	14.56	15.91		
		Cumulative time (s)	162.47	147.84	132.79	117.25	101.78	87.97	73.54	59.28	44.94	30.47	15.91	3:10.82	
		Speed (m/s)	13.67	13.29	12.87	12.93	14.48	13.86	14.03	13.95	13.82	13.74	12.57	13.63	
		Stride length (m)	5.94	5.97	5.83	5.86	6.24	6.12	6.14	6.17	6.10	5.93	5.71	6.00	
		Stride duration (s)	0.434	0.449	0.453	0.453	0.431	0.442	0.438	0.442	0.442	0.432	0.454	0.440	
		Stride efficiency (%)	55.08	55.70	53.16	53.64	60.78	58.58	58.82	59.41	58.19	54.95	50.92	56.20	
		Stride count	33.69	33.50	34.29	34.14	32.07	32.66	32.60	32.44	32.78	33.73	35.04	433.55	

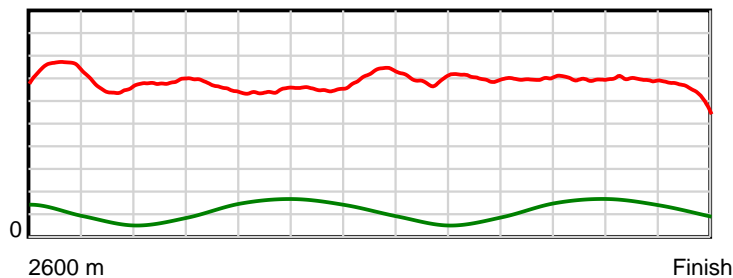
10 m Stride length



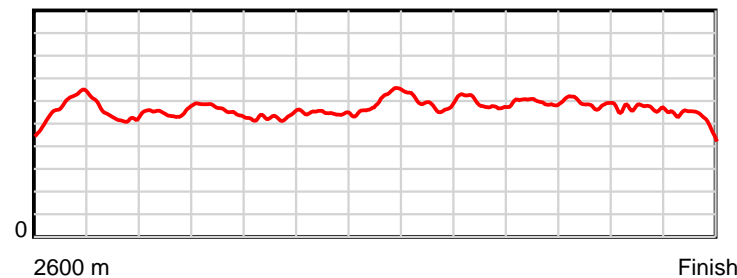
0.6 s Stride duration



20 m/sec Speed



100 % Stride efficiency



Note: Horizontal distance axis grid lines are 200m furlongs.

## Disclaimer.

HRNZ and NZMTC and Thoroughbred Ratings Pty Ltd accepts no responsibility for the completeness or accuracy of any of the information contained herein, and makes no representations about its suitability for any particular purpose. Users should make their own judgements about those matters and/or seek independent advice. You assume all risks associated with use of the data provided on this page.



# Race Results



February 11, 2022, Race 6, FAHEY FENCE HIRE 50th NZ BREEDERS STAKES (MOB PACE), Distance 2600m, Addington - Survey 3200m

Result	TAB no.	Horse (Barrier)	2600 to	2400m to
9th	9	<b>Better's Tart (9)</b>	<b>2400m</b>	<b>2200m</b>
		Position in running (margin)	-	10(11.5)
		Sectional time (s)	14.61	15.44
		Cumulative time (s)	192.45	177.84
		Speed (m/s)	13.69	12.95
		Stride length (m)	6.15	5.87
		Stride duration (s)	0.447	0.453
		Stride efficiency (%)	59.13	53.80
		Stride count	32.51	34.09

#### Disclaimer.

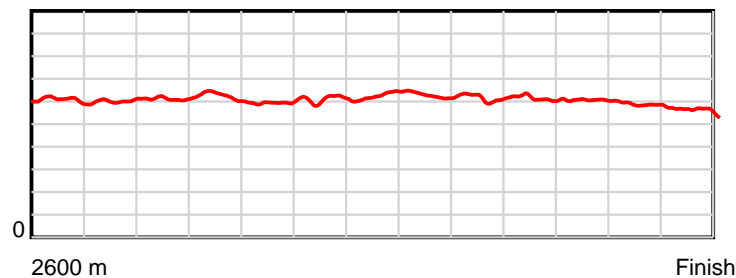
HRNZ and NZMTC and Thoroughbred Ratings Pty Ltd accepts no responsibility for the completeness or accuracy of any of the information contained herein, and makes no representations about its suitability for any particular purpose. Users should make their own judgements about those matters and/or seek independent advice. You assume all risks associated with use of the data provided on this page.

# Race Results

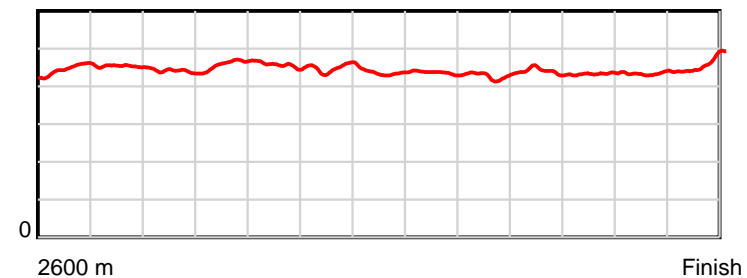
February 11, 2022, Race 6, FAHEY FENCE HIRE 50th NZ BREEDERS STAKES (MOB PACE), Distance 2600m, Addington - Survey 3200m

Result	TAB no.	Horse (Barrier)	2200m to	2000m to	1800m to	1600m to	1400m to	1200m to	1000m to	800m to	600m to	400m to	200m to	Total or	Margin
9th	9	Better's Tart (9)	2000m	1800m	1600m	1400m	1200m	1000m	800m	600m	400m	200m	WP	Average	
		Position in running (margin)	10(15.3)	10(12.7)	10(10.5)	10(10.7)	10(9.0)	10(9.8)	10(9.1)	10(8.0)	10(8.1)	10(8.0)	10(9.9)		18.40
		Sectional time (s)	14.46	14.65	15.63	15.02	13.82	14.09	14.12	14.34	14.61	15.10	16.56		
		Cumulative time (s)	162.40	147.94	133.29	117.66	102.64	88.82	74.73	60.61	46.27	31.66	16.56	3:12.45	
		Speed (m/s)	13.83	13.65	12.80	13.32	14.47	14.19	14.16	13.95	13.69	13.25	12.08	13.51	
		Stride length (m)	6.10	6.27	5.84	5.99	6.31	6.19	6.06	6.14	5.93	5.75	5.58	6.01	
		Stride duration (s)	0.441	0.459	0.457	0.450	0.436	0.436	0.428	0.440	0.433	0.434	0.462	0.445	
		Stride efficiency (%)	58.12	61.38	53.35	56.05	62.13	59.83	57.47	58.86	54.89	51.64	48.67	56.37	
		Stride count	32.79	31.91	34.23	33.39	31.72	32.32	32.98	32.59	33.74	34.79	35.84	432.90	

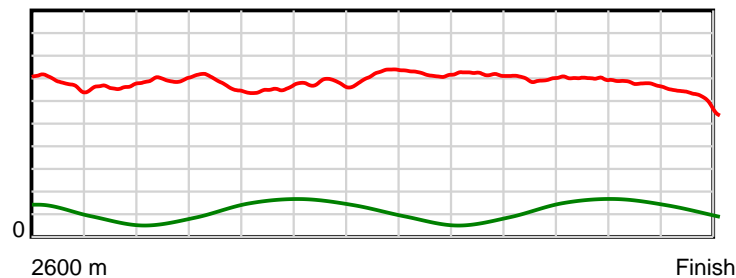
10 m Stride length



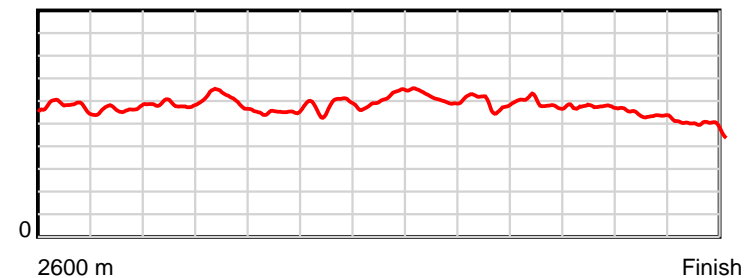
0.6 s Stride duration



20 m/sec Speed



100 % Stride efficiency



Note: Horizontal distance axis grid lines are 200m furlongs.

## Disclaimer.

HRNZ and NZMTC and Thoroughbred Ratings Pty Ltd accepts no responsibility for the completeness or accuracy of any of the information contained herein, and makes no representations about its suitability for any particular purpose. Users should make their own judgements about those matters and/or seek independent advice. You assume all risks associated with use of the data provided on this page.



# Race Results



February 11, 2022, Race 6, FAHEY FENCE HIRE 50th NZ BREEDERS STAKES (MOB PACE), Distance 2600m, Addington - Survey 3200m

Result	TAB no.	Horse (Barrier)	2600 to	2400m to
10th	4	Lifes A Beach (4)	2400m	2200m
		Position in running (margin)	-	7(5.9)
		Sectional time (s)	13.61	15.25
		Cumulative time (s)	192.55	178.94
		Speed (m/s)	14.69	13.11
		Stride length (m)	6.39	6.02
		Stride duration (s)	0.439	0.459
		Stride efficiency (%)	63.83	56.69
		Stride count	31.29	33.20

#### Disclaimer.

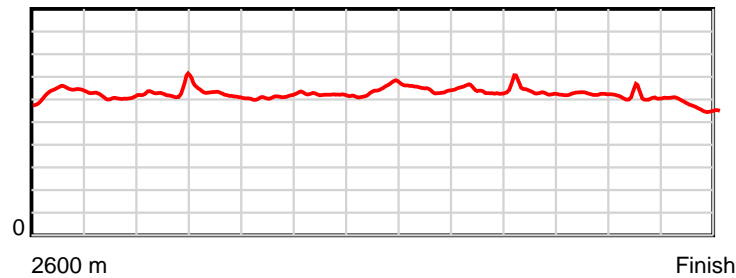
HRNZ and NZMTC and Thoroughbred Ratings Pty Ltd accepts no responsibility for the completeness or accuracy of any of the information contained herein, and makes no representations about its suitability for any particular purpose. Users should make their own judgements about those matters and/or seek independent advice. You assume all risks associated with use of the data provided on this page.

# Race Results

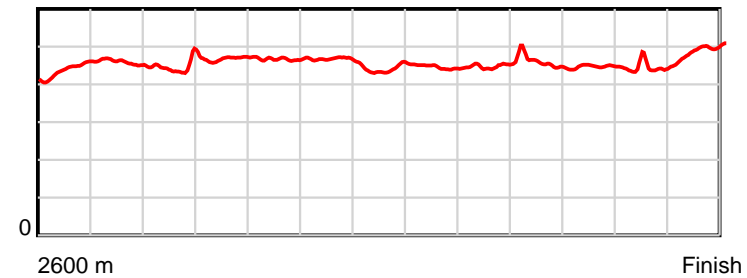
February 11, 2022, Race 6, FAHEY FENCE HIRE 50th NZ BREEDERS STAKES (MOB PACE), Distance 2600m, Addington - Survey 3200m

Result	TAB no.	Horse (Barrier)	2200m to	2000m to	1800m to	1600m to	1400m to	1200m to	1000m to	800m to	600m to	400m to	200m to	Total or	Margin
10th	4	Lifes A Beach (4)	2000m	1800m	1600m	1400m	1200m	1000m	800m	600m	400m	200m	WP	Average	
		Position in running (margin)	7(8.6)	6(4.6)	6(4.7)	6(5.2)	8(5.4)	7(5.4)	6(4.3)	5(3.9)	5(4.4)	6(4.1)	9(5.0)		18.90
		Sectional time (s)	14.23	15.03	15.67	15.35	13.69	14.02	14.24	14.40	14.58	14.93	17.55		
		Cumulative time (s)	163.69	149.46	134.43	118.76	103.41	89.72	75.70	61.46	47.06	32.48	17.55	3:12.55	
		Speed (m/s)	14.05	13.31	12.76	13.03	14.61	14.27	14.04	13.89	13.72	13.40	11.40	13.50	
		Stride length (m)	6.28	6.22	5.96	6.09	6.45	6.35	6.30	6.35	6.14	5.95	5.62	6.16	
		Stride duration (s)	0.447	0.468	0.467	0.467	0.442	0.445	0.448	0.458	0.447	0.444	0.493	0.456	
		Stride efficiency (%)	61.68	60.54	55.55	57.88	65.02	63.07	61.99	63.10	58.83	55.33	49.41	59.22	
		Stride count	31.83	32.13	33.54	32.86	31.01	31.48	31.75	31.47	32.60	33.61	35.57	422.34	

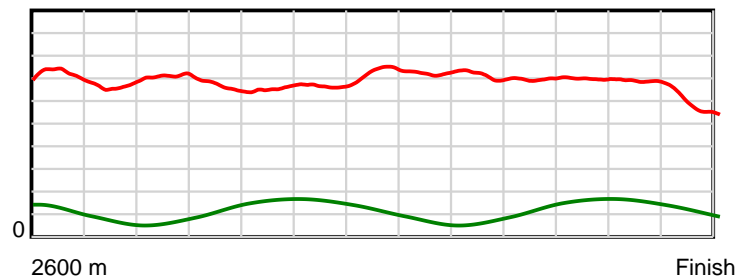
10 m Stride length



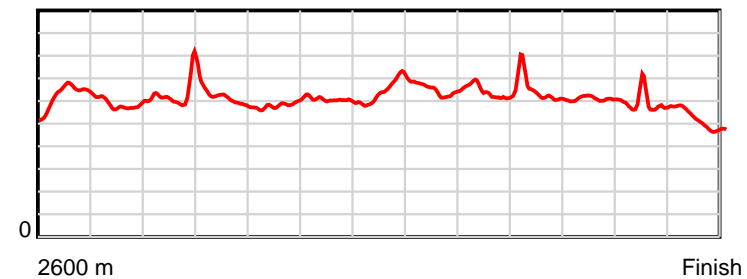
0.6 s Stride duration



20 m/sec Speed



100 % Stride efficiency



Note: Horizontal distance axis grid lines are 200m furlongs.

## Disclaimer.

HRNZ and NZMTC and Thoroughbred Ratings Pty Ltd accepts no responsibility for the completeness or accuracy of any of the information contained herein, and makes no representations about its suitability for any particular purpose. Users should make their own judgements about those matters and/or seek independent advice. You assume all risks associated with use of the data provided on this page.